BRICKS & BRICK SOLUTIONS

VANDERSANDEN GROUP

EXPLORE
SKETCH
CREATE
INNOVATE



SIGNA



SIGNA
IN BRIEF

Your self-created brick pattern on weather-resistant Rockpanel®

Signa gives a whole new dimension to brick as a facade cladding. This is an innovative facade cladding system that offers you many possibilities for exclusive projects, high-rise buildings or other architectural projects. You can create your own design with **expressive facades** that fully highlight the character of brick. While at the same time you are opting for a **fast result**. Do you want a robust or elegantly irregular full-relief facade, entirely according to your individual design with Vertical, horizontal or diagonal patterns? It is conceivable and quickly achievable, thanks to Signa.

EXPLORE **SKETCH** **CREATE** **INNOVATE**



WHAT IS SIGNA?

Signa consists of a weather-resistant Rockpanel® onto which a composition - possibly designed by you - of Vandersanden brick slips is adhesively bonded. The panels are produced for you ready-to-use. In this way you can give your projects a unique and striking look.

"As an architect, you can now play like a virtuoso with relief, colour, format and brickwork bond - and this even in projects where a brick finishing may have initially appeared to be unfeasible."





TECHNICAL CHARACTERISTICS



Rockpanel®

The supporting panel on which the brick slips are adhesively bonded in the factory is a form-retaining and weatherresistant Rockpanel® board composed of compressed and solidified basalt rock fibres. The format is variable and can be optimally harmonised with your project.





Vandersanden brick slips

For the brick slips you can select any brick from the Vandersanden line. This is **regardless of format, colour or direction of saw cut – even diagonally** cut is possible. You also possess an un-precedented degree of freedom with regard to brickwork bonds, combinations of types of brick, repetition of patterns or gradual colour and/or format variation over the whole of the facade. You choose the composition and the variations in the relief yourself.



Signa gives you the freedom to tell your visual story.

Want to emphasise surfaces? Allow textures to contrast? Make use of depth and stratification? Play with the thickness of the material? With Signa you can give your design its own unique rhythm. As a visitor approaches the building, different details will draw the attention every time. In this way, your design receives its very own … Signa-ture.







MILLIONS OF POSSIBILITIES

On the basis of **four variables** millions of patterns are conceivable.



COLOUR

You choose and combine from the **full Vandersanden line**. We offer you a range of more than one hundred colours, expanded by the four surface textures: hand-moulded, formback, water-struck and aged.

RELIEF



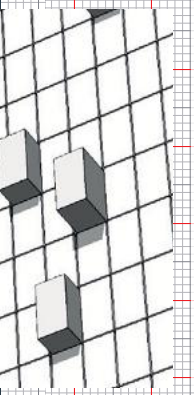

We can cut slips of various thicknesses for the stretcher, the header and the sole. You choose a straight or diagonal cutting line. Moreover, several parts can be used from one and the same brick.

You do not have to limit yourself to just a single cutting line. By combining several cutting lines you create an intense composition with a varying relief that is full of character.



TAKE A LOOK AT THE FILM ON
www.signapanels.be

FORMAT

As a basis you can use the stretcher, header and slip of five Vandersanden brick formats:

M50 ± 190 x 90 x 50 mm
WF ± 210 x 100 x 50 mm
M65 ± 190 x 90 x 65 mm
DF ± 210 x 100 x 65 mm
NF ± 240 x 115 x 70 mm



BOND

You can apply the familiar brickwork bonds such as half-brick, English bond or irregular bond. Combinations of these brickwork bonds are achievable. Horizontal, vertical and even diagonal brick sections are amongst the possibilities. This is feasible because Signa is not laid but adhesively bonded, thus offering greater freedom.

MILLIONS OF POSSIBILITIES

EXAMPLE

1



COLOUR
43 ARGENTIS
FORMAT
WF
BOND
STACK BOND (HEADER)
RELIEF

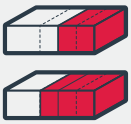

EXAMPLE

2



COLOUR
513 BILLUND
515 HERNING
FORMAT
WF
BOND
VERTICAL STACK BOND
(STRETCHER)
RELIEF



20 mm

EXAMPLE

3



COLOUR
45 LITHIUM
FORMAT
WF
BOND
PERSONAL CREATION
RELIEF


20 mm


30 mm



EXAMPLE

4



COLOUR
73 LETO
FORMAT
WF
BOND
PERSONAL CREATION
RELIEF







MOUNTING

The ready-to-use Signa panel can be mounted in several ways.

Screw or glue Signa onto an aluminium or wood framework. This framework can be mounted on a range of different substrates.

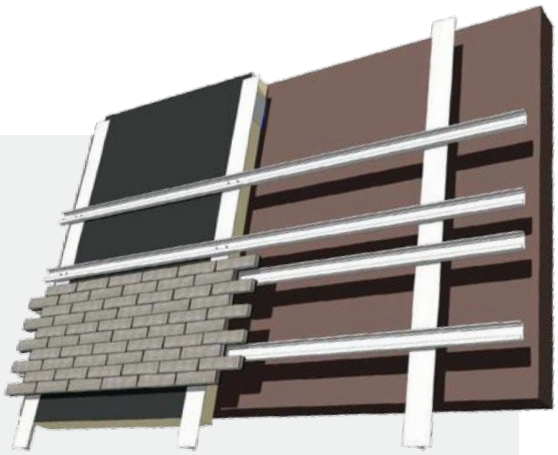

ALUMINIUM SUPPORT STRUCTURE

The posts of the aluminium support structure are mounted against the bearing wall. In new construction this the inner cavity wall, in renovations the existing facade. After installation of, preferably black coated, insulation between the vertical aluminium T-profiles, horizontal C-profiles are mounted. Specialised installation companies then fasten the Signa panels with aluminium plate hooks to the support structure.

WOODEN SUPPORT STRUCTURE

The water-resistant spar work of a wooden support structure is built up in the same way as an aluminium support structure. The vertical posts are anchored to the rough structure with distance bolts so that insulation can be applied. Vertical laths at the level of the framework keep black vapour-permeable foil in its place.

With both installation systems, the individual mounting of fitting pieces ensures that the separate Signa panels harmoniously merge into a single whole.

ADVANTAGES OF SIGNA



FOR YOU AS AN ARCHITECT

YOU CREATE an intriguing field of tension between far off and close by: a captivating overall picture with **striking details** where different patterns define the rhythm.

YOU CREATE your **own brick composition** with relief, colour, format, brickwork bonds, combinations and repetition of patterns

YOU HAVE a structural system that makes a **brick finishing** possible where earlier this **was not always feasible**, e.g. with large corbels.

YOU CAN EASILY PROVIDE for **large insulation thicknesses**.







FOR YOU AS CONTRACTOR

YOU WORK WITH a simple, known and **tried-and-tested mounting system** of **form-retaining materials**.

YOU HAVE BETTER CONTROL over the amount of time required, thanks to the **favourable construction speed**.



FOR YOU AS PRINCIPAL

YOU BENEFIT FROM a **long-lasting** and **maintenance-friendly** facade custom-designed for your building.

YOU MAKE A FUTURE-ORIENTED CHOICE, thanks to a building system that can be disassembled, replaced and recycled.

YOU ENRICH THE LANDSCAPE with a **distinctive** and unique building



FROM DESIGN TO IMPLEMENTATION

1. You work out a unique pattern of brick slips.

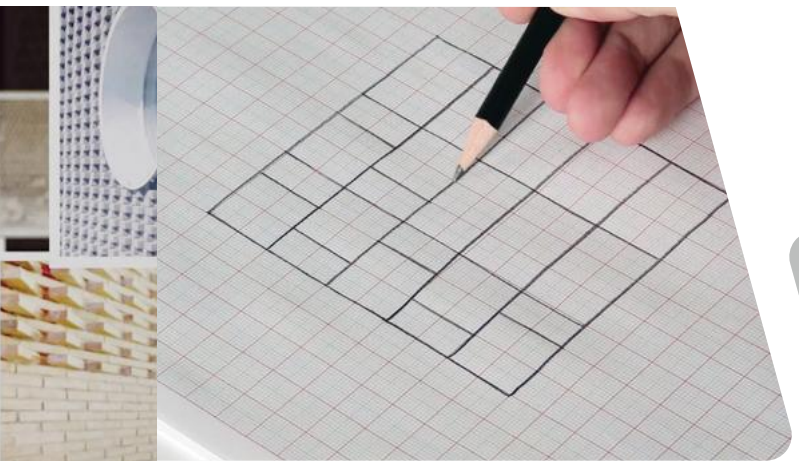

2. We discuss with you the possibilities of the designed composition and work out a three-dimensional visualisation of the panel.



3. The mounting method is determined.



4. The facade plan is fully elaborated in detail.





5. After approval, the Signa panels go into production.

6. The Vandersanden Group transports the panels safely and punctually to the work site.

7. A specialised installation company fastens the Signa panels at the building site.



With Signa, you're opting for a comprehensive service from design to implementation.

Are there any questions during or after this process?
Our specialists are there to assist you with advice and action.
bricksolutions@vandersanden.com | Tel.: +32 (0)89 56 02 64





Signa stands for ... brick freedom. Even the most striking facades can become a reality. Vandersanden produces what you create. The different variables give you limitless possibilities. From sketch to implementation: we are delighted to assist you with tips and advice.

WOULDYOU LIKE TO KNOW MORE?

Make an appointment via bricksolutions@vandersanden.com

Would you like to have more details? You can download all the recommendations and tips for building with Signa at **www.signapanels.be**



FEEL INSPIRED? THEN GET TO WORK!



HAVE A SPECIAL IDEA ABOUT FACADE DESIGN, MATERIAL SPECIFICATIONS OR TECHNIQUES?

Do not hesitate to e-mail your questions or ideas to the Vandersanden Group. Our specialists would be happy to explore what is possible.

bricksolutions@vandersanden.com

SIGNA

BRICKS & BRICK SOLUTIONS

VANDERSANDEN GROUP

info@vandersanden.com
www.vandersandengroup.be

Our offices

SPOUWEN
Riemsterweg 300
B-3740 Spouwen (Bilzen)
Tel.: +32 (0)89 51 01 40
Fax: +32 (0)89 49 28 45

HEDIKHUIZEN
Bokhovenseweg 8
NL-5256 TC Hedikhuizen
Tel.: +31 (0)416 36 96 96
Fax: +31 (0)416 36 96 99

LANKLAAR
Nijverheidslaan 11
B-3650 Lanklaar (Dilsen)
Tel.: +32 (0)89 79 02 50
Fax: +32 (0)89 75 41 90

SPIJK
Spijksedijk 24
NL-6917 AD Spijk
Tel.: +31 (0)316 56 64 00
Fax: +31 (0)316 56 64 01

HALLUIN
Avenue de Machelen 14
F-59250 Halluin (Menen)
Tel: +33 (0)320 23 93 00
Fax: +33 (0)320 23 89 63

SIGNA