THE BRICKHOUSE

BUILDERS' MAGAZINE

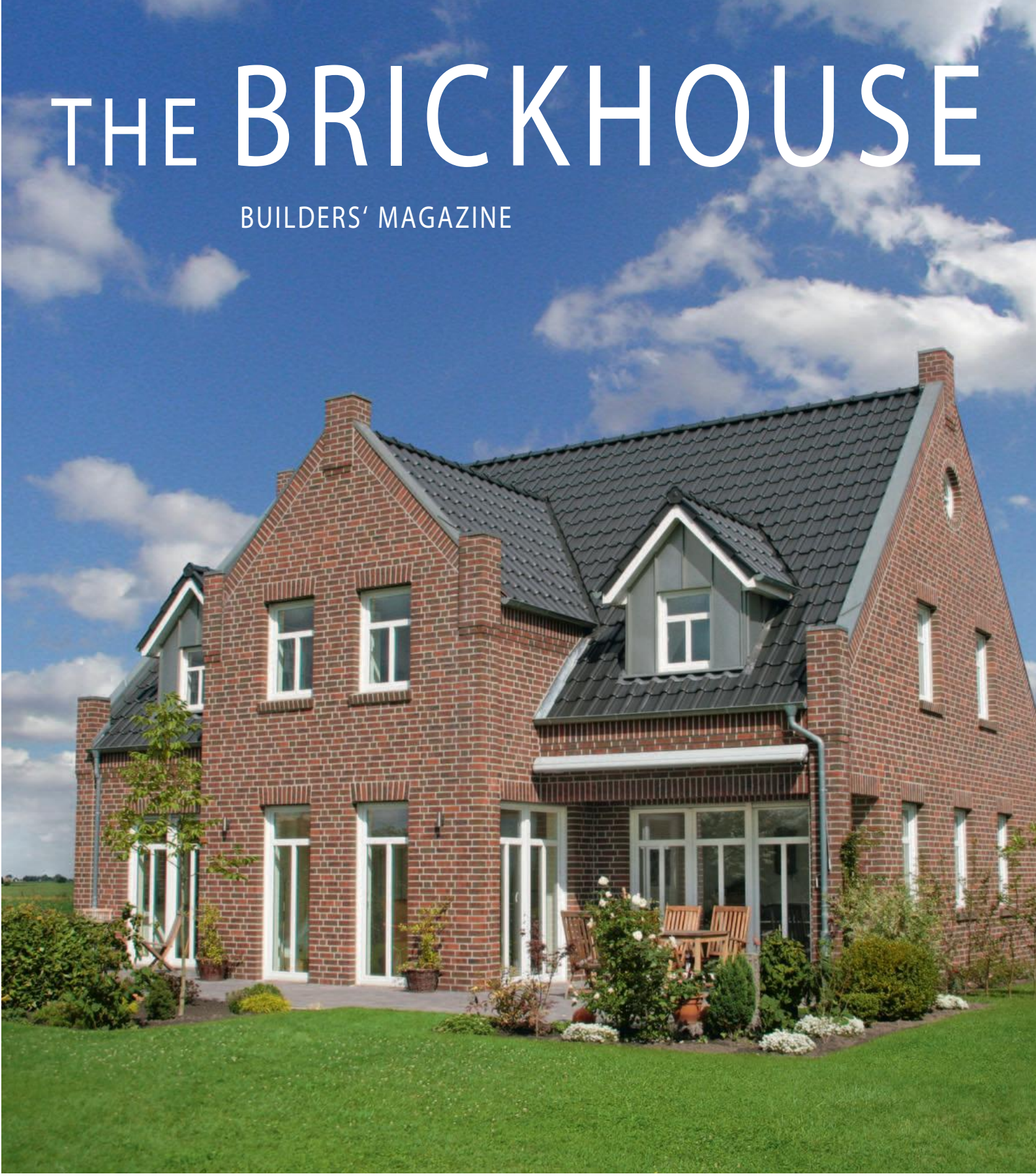

***Clinker** – the most attractive protection for the facade ·*

***Clay roof tiles** – the culminating feature of the house · **Paving clinkers** – ideal for outdoor areas*

Röben
TONBAUSTOFFE











Contents

The Röben-Group: A modern family enterprise 4
Clay, a natural building material, more favoured than ever 5

THE BRICK FACADE

PRECIOUS STONES for the facade 5
Stones with mediterranean flair 7
The classic red brick colours 8
As if made by hand 13
The exclusive whites 20
Elegant grey and black 27
Architecture Stones 32
The most beautiful side of the bricks: Röben Strip Tiles 34
Thermal Insulating-Combination System with Röben Strip Tiles 36

THE ROOF TILE

The crown for your house: Röben clay roof tiles 38
Flat roof tiles and large flat roof tiles 40
Curved interlocking adjustable tiles 48
Curved interlocking tiles and large curved interlocking tiles 51
Reform adjustable tiles 55
Double through adjustable tiles 57

THE PAVING CLINKER

Clinker paving with all its beauty 58

PRODUCT OVERVIEW AND SPECIFICATIONS 66

... more on the internet **www.roeben.com** 124





THE RÖBEN GROUP
FUTURE BASED ON EXPERIENCE

Röben is the biggest private clinker manufacturer in Germany with seven factories in Lower Saxony, North Rhine-Westphalia, Rhineland-Palatinate and Brandenburg, which manufactures a comprehensive range of clinker and facing bricks, prefabricated elements, clay roof tiles, floor ceramics, paving clinkers and bricks. Röben's subsidiary, Triangle Brick in North Carolina, U.S.A, operates four large facing brickworks. In Poland, a classical brick country, with excellent clay deposits, Röben has one clinker and two roof brickworks in Neumarkt near Breslau, which supply the East European market. As early as 1855, Christian E.A. Lauw, the founder of the Röben Works, was fascinated by building bricks. It was thanks to his passion and dedication that the brickworks in his day boomed throughout the region. Up to the present day, after 150 years, nothing has changed at Röben regarding the passionate enthusiasm for the aesthetic attractiveness of fired clay. Using today's innovative ideas and technical know-how, Röben is able to realise possibilities the company's founder would never have imagined possible.



At the top of the Röben group. The successful management.

PRECIOUS STONES

Christian E. A. Lauw, founder of the Röben Gruppe had already been fascinated by bricks in 1855. One has to thank his passion and his effort that the brickworks of an entire region experienced a boom. Until today, after more than 150 years, nothing has changed the passionate enthusiasm of the Röben Group for the ethic appeal of fired clay. Innovative ideas and technical know-how make almost everything possible, which the founder hardly dared to dream. The term "Röben Clinker" has become proverbial, which stands for highest quality and reliability, for pronounced and beautiful bricks. Therefore, we gave the rating

RÖBEN**PREMIUM**

High-grade bricks for a worth living architecture.

Röben
TONBAUSTOFFE



RÖBEN**PREMIUM**

Summer-like pastel shades as a beautiful alternative to the classical brick colours white and red.The palette range starts with a gentle sand-white but also comprises among others a cheerful sunny yellow and a glowing Cotta-red. In this picture: Röben Premium hand-faced brick MOORBRAND sand-yellow variegated.



RÖBEN MEDITERRAN

Stones with Mediterranean flair

With their cheerful pastel shades these bricks give us a hint of the sunny south – especially, on grey and hazy days. Building with these bricks means pure joy of life transferred to architecture.



RAVELLO

EXCLUSIVE CERAMIC CLINKER

Four magnificent, summery pastel shades from the palette of Mediterranean colours. Extremely hard fired ceramic clinker with artistically roughened surfaces.



SORRENTO

EXCLUSIVE CERAMIC CLINKER

Velvet smooth ceramic clinkers in two delicate pastel shades. As if from the textbook of the Mezzogiorno, the land of midday



MOORBRAND

HAND-FORMED-FACING

A vivid red, sandy yellow with earthy fawn shades, lightly broken edges and a raw surface gives these beautiful bricks a Mediterranean charm.

DETAILS PAGE
67
86

THE CLASSICAL RED BRICK COLOURS



"Brick red" – the typical colour
of the fired brick? At Röben there
is a wide range of typical colours
and brick red is one of them.
The palette contains more than
forty different red shades,
from loam variegated to coal red,
from Frisian red to blue-red flashed.
And each colour is more
beautiful than the next.
Typical for Röben clinker.

DETAILS
PAGE
70





RÖBENPREMIUM

A high-grade brick for an extraordinary architecture: Röben Facing Brick RYSUM flashed-variegated. A colourful choice of bright almost metallic and darker parts, which vary between bright red and nearly black-blue. It takes a closer look to recognise the full spectrum. Here seen in a beautiful interplay with steel elements.



RÖBENPREMIUM

A consequently geometrical arrangement in two colours with joints matching exactly. Röben Clinker WESTERWALD red, smooth and Röben Ceramic Clinker FARO, black-nuanced, smooth. Both in Waal format.

THE CLASSICAL RED BRICK COLOURS



RÖBENPREMIUM

Vivid masonry with an intensive shine because of the various reflecting bricks: Röben Facing Brick ACCUM blue-brown.

DETAILS PAGE
72
80
95



RÖBEN**PREMIUM**

Bricks with the 'feeling good' factor. Röben hand-formed facing WASSERSTRICH variegated-flashed, NF.

AS IF MADE BY HAND



Röben hand-formed facings are made for individuals. They are formed as made by hand piece by piece according to an old, traditional production process, adjusted to modern production technology. Each brick is a picture perfect individual piece with defined rustic form. Created for houses with strong personality. The irregular edges and surfaces produce an impressive vibrancy in the facade. At the same time, they convey a feeling of protection and security.
Memories of the good old brick come to mind. Behind these walls people feel good.

Röben hand-formed facings are available in FORMBACK, KLEIBRAND, FEHNBRAND, WASSERSTRICH, MOORBRAND, GEESTBRAND and DYKBRAND.

"Hand-faced" means an old manual technique of brick manufacture. A wet lump of clay was pressed into a wooden moulding box and then faced by hand – or as in the case of WIESMOOR – pressed by a frame. In this way, these bricks get their incomparable, individual surfaces, which makes them so beloved of architects and builders.

DETAILS PAGE 86



RÖBEN**PREMIUM**

Building with WIESMOOR Premium hand-faced facing bricks is a special pleasure. Whether classical or modern style – these bricks bring life to architecture and give it a strong expression as well as a lovely charm. Living in house constructed with WIESMOOR is comfortable and pleasant. WIESMOOR coal variegated – a brick like no other. A perfect match: The anthracite roof tile LIMBURG made by Röben.





RÖBEN**PREMIUM**

The Röben hand-formed facing brick GEESTBRAND, seen in this picture with bright joins, as well as the extraordinary roof construction with its shining Röben large flat roof tiles FLANDERNplus cayenne give this imposing detached house a special charm.

AS IF MADE BY HAND



RÖBEN**PREMIUM**

When a facing brick reminds one of an ancient hand-formed brick then it is GEESTBRAND. This is absolutely intended. More and more architects and their clients want to revive the originally ancient impression of a hand-formed brick masonry. This modern brick becomes refined in a special firing, so that every single has a distinguished surface, shape and shade of colour. Just like the good old redbrick. In beautiful contrast to the façade: The black shining large flat roof tile FLANDERNplus by Röben.

DETAILS
PAGE
90
100



RÖBEN**PREMIUM**

WASSERSTRICH variegated-flashed – a typical Röben hand-formed facing. Its various shades of colour get even more impressive in combination with its rough edges. The matching roof tiles: Röben large flat roof tile FLANDERNplus anthracite.

DETAILS
PAGE
86



THE EXCLUSIVE WHITES



OSLO

EXCLUSIVE CERAMIC CLINKER

With its classic smooth surface, this exclusive ceramic clinker is good for any building style – traditional with playful details, or modern with clear lines and forms. This beautiful surface is also available in noble grey and exclusive black.

No question: white houses are always a pleasing sight and not just in the sunny south. They have a noble and friendly, open and optimistic effect.

This impression lasts for as long as the white remains clean and flawless. Unfortunately, many white building materials become grey and unsightly after a few years.

Not so with the white Röben ceramic clinkers. They remain white in wind and weather. This is because they are fired from the best white-firing clays until vitrification. This means to complete compression of the ceramic material. As a result, they are practically moisture and dirt resistant "ex factory".

The special thing about the whites from Röben is not just the pure, through and through natural white, but equally the unique variety of the clinker surfaces. Whether silky smooth or lightly embossed, with broken edges or rustic scoring – each of them has typical characteristics, which, in the wall, add to the special form of expression. Thus, just as each of these individual ceramic clinkers is unique, the house itself cannot be compared to any other. Even something very special.

DETAILS PAGE 93

RÖBEN**PREMIUM**

An elegant style draws attention. The exclusive Röben Ceramic Clinker OSLO pearl-white, scored.



THE EXCLUSIVE WHITES



ESBJERG

EXCLUSIVE CERAMIC CLINKER

The broken edges surface makes this ceramic clinker distinctive



ISLAND

EXCLUSIVE CERAMIC CLINKER

Nordic cool with idiosyncratic surface scoring, similar to a glacier landscape



MALMÖ

EXKLUSIVE KERAMIK-KLINKER

Pearl-white with Nordic characteristic surface scoring

DETAILS PAGE 93





RÖBEN**PREMIUM**

Residential and office building in Antwerp. Shining white clinker architecture in the style of neo-realism - with Röben ceramic clinkers OSLO pearl-white, smooth, special measure 220 x 105 x 52 mm. The architect chose the Röben ceramic clinker FARO black-nuanced, smooth for the black extensions.



RÖBEN**PREMIUM**

Bright white with a fine structure that is the way the exclusive Röben Ceramic Clinker MONTBLANC pearl-white presents itself.



This masonry detail shows how beautiful the embossed surface of the pearl-white ceramic clinker in combination with dark joins looks like. A surface protection with silicon, lime sand bricks need it, is not necessary.



QUEBEC

EXCLUSIVE CERAMIC CLINKER

A lightly embossed ceramic clinker with craggy surfaces, which produce a vivid play of light and shadow on the facade. This brick is also available in exclusive black.



MONTBLANC

EXCLUSIVE CERAMIC CLINKER

Its particular characteristic: the unique surface that is reminiscent of mountain rocks with its distinctive structure.

DETAILS PAGE
92
93



RÖBEN**PREMIUM**

The bright Röben Ceramic Clinker FARO grey-nuanced accentuates the stepped walls within friezes of concrete.



ELEGANT GREY AND BLACK



Röben ceramic clinker is not just available in fresh white, but also in elegant grey and unusual black shades with smooth, slate-coated or embossed surfaces. True colours, which are produced exclusively from high quality clay mixes. The one who builds with these clinker is an individualist and appreciates designing his home.

DETAILS PAGE 95





RÖBENPREMIUM

The courage to choose the contrasting colours black & white. Extended detached house with striking architecture in combination with the black Röben FARO bonded with corresponding colours and white framed, elegant large windows. The black ceramic clinker bricks are absolutely lightfast. They are fired to the utmost hardness, so that they stay as they are – simply brilliant.

Architecture or sculpture? They do not exclude each other as one can see it in these pictures. The protruding bricks give the masonry a striking texture and provide perfect support for climbing plants. An unusual as well as attractive solution. Röben ceramic clinker FARO black-nuanced.









ARCHITECTURE STONES

This title stands for an extraordinary unique brick collection. Not just new stones: completely new compositions arranged of selected sorts and new brands. Stones with a strong appearance, with fantasy and personality. For architects and builders looking to create a first rate, modern and individual brick architecture. We present you this exclusive collection on our homepage www.roeben.com

Röben
TONBAUSTOFFE



RÖBEN STRIP TILES ARE REAL CLINKER – JUST VERY THIN!



100% pure clay

Just as Röben Clinker are fired from 100% genuine, pure clay, so too are the Röben strip tiles. Exactly as hard, exactly as natural, exactly as high-grade. Not at all to be compared with imitations made from other materials.

Strip tiles are ideal for ETICS

Strip tiles come into use whenever whole bricks cannot be used for whatever reason. A typical example of this is the modern external thermal insulation composite system. Strip tiles are perfect for external cladding. (See Page 36).

Strip tiles are maintenance free

Strip tiles do not require any upkeep. Never. They remain as good-looking as on the very first day. Quite the opposite to many other facades which start looking worn after just a few years and then need to be renovated at great cost. There is no need to repaint or reclean brick slips.

Strip tiles are protection

Strip tiles have gone through fire temperatures over 1000°C. This makes them extremely robust against everything that comes from outside: frost and heat, driving rain and hail, knocks and scores. Walls with strip tiles are simply indestructible.

Strip tiles are pure nature

Strip tiles are fired from naturally pure clays. Their vivid colours arise just from varying mixtures of clay and firing processes. They are and always will be beautiful. Strip tiles are simply faithful.

Strip tiles are design

Strip tiles are not laid like a brick wall but are affixed to the subsurface. This opens up a whole new set of possibilities in facade design. From modelling brickwork to artistically constructed ornamentation, anything is possible. Strip tiles are wonderfully creative.

Strip tiles are characters

Strip tiles are a many-facetted, expressive building material which is incomparable in its composition and appearance. Brick slips are simply unique.

Strip tiles are an investment

The amount invested in a new facade with strip tiles pays for itself many times over within just a few years. Because there are no additional costs. None for maintenance, none for renovation. Even when you sell, you will be rewarded. Strip tiles are quite simply value for money.



The selection of original Röben strip tiles is so large that there is the right brick slip for the right style of architecture. Whether it is for modern, classical or a more rustic facade. Röben strip tiles are timelessly beautiful irrespective of modern trends.

Original Röben strip tiles are also available for „round the corner" as angle strip tiles. For perfectly defining the external corners and door and window reveals. You cannot tell the difference between the bonded strip tiles facade and a conventionally bricked wall once it has been pointed.



AS GOOD AS IT GETS: EXTERNAL THERMAL INSULATION COMPOSITE SYSTEMS WITH RÖBEN STRIP TILES

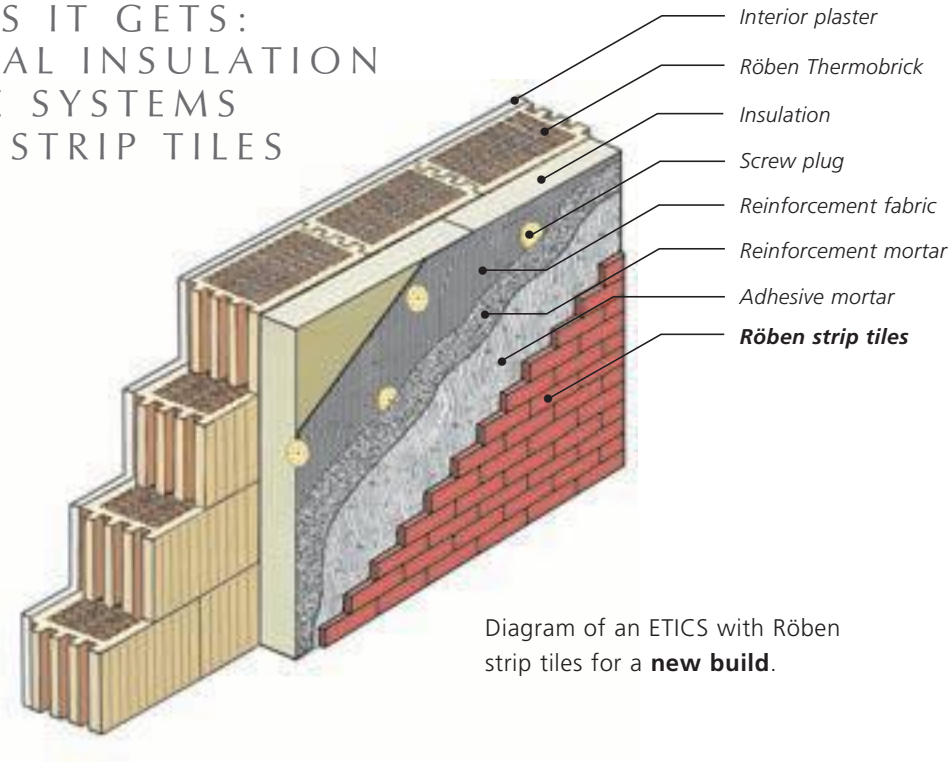

Diagram of an ETICS with Röben strip tiles for a **new build**.

As seen in practice, effective heat protection is only achieved through professionally executed building-façade insulation. External thermal insulation composite systems - ETICS - have proven themselves both on new builds and façade renovations. This usually requires additional coordinated components to be applied to the bearing wall and to the old external wall to achieve optimum thermal insulation.

ETICS for new builds

Double partition walls with core insulation are usually recommended for new builds. If this is not desired in individual cases, then the best alternative is a combination of backing brickwork as the bearing wall - for example using Röben Thermobricks - and superior ETICS with Röben strip tiles. In contrast to the double partition walls, these wall profiles are thinner with the same thermal protection.

ETICS + strip tiles = perfect façade

The finishing surface of the new façade has a very special job: it has to protect the sensitive thermal insulation layers from every imaginable influence. From frost and heat, driving rain and hail, impacts





A representative example for a successful redevelopment of an older detached house that had an unpleasant looking cast facade before. The two pictures show the obvious difference. If you did not know it better, would you have recognized that this beautiful façade was not bricked? The strip tiles façade cannot be distinguished from a bricked one anymore.

Diagram of a renovated façade with ETICS and Röben strip tiles for an **existing building.**

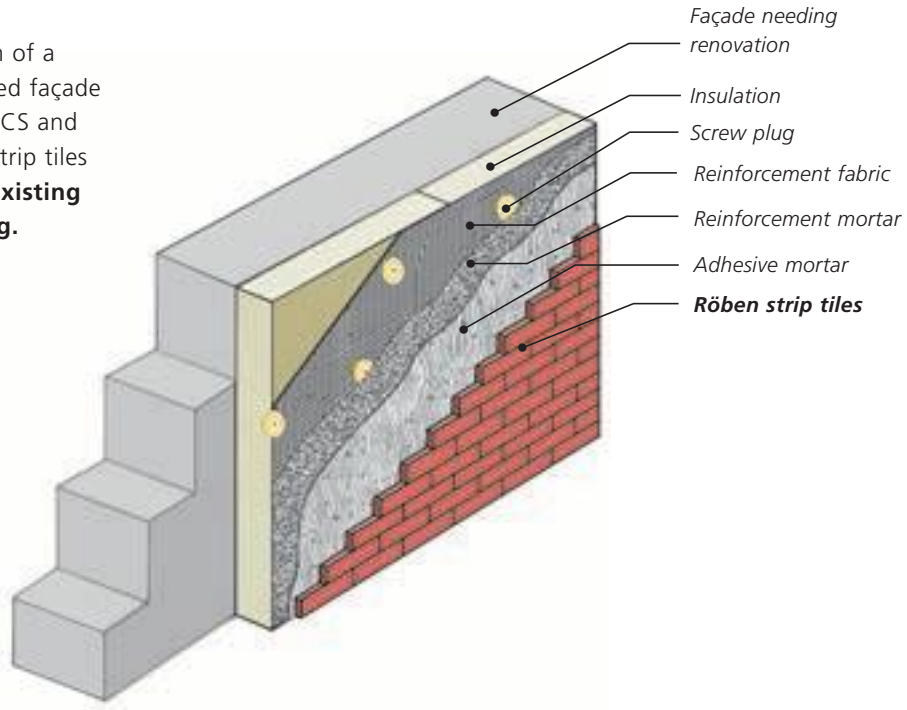

and scratches. This means it has to be very hard and robust. Röben strip tiles are ideal for this. Anything that comes at them just bounces harmlessly off them, leaving no trace. Protection doesn't get any better than that. With professional bonding and pointing it's impossible to tell the difference between a strip tile façade and a solid brick wall.

ETICS on existing buildings

When you want to give your existing home a new façade because the old render has got a bit shabby, you usually also think about upgrading your insulation. You are incurring the costs of scaffolding in any case and the extra cost for the insulation will be covered by the savings in energy consumption. In certain circumstances retrofitting thermal insulation may even be mandatory.

The main advantage of ETICS for a renovation is that you do not require any additional foundation. The old façade bears the complete system. An ETICS with Röben strip tiles regulates the heat and weather protection and is also an external design element.

THE CROWN FOR YOUR HOUSE: RÖBEN CLAY ROOF TILES

The four elements earth, water, air and fire are still the natural components of a ceramic roof tile. They are the ones, which make it so incomparably valuable, which provide an absolute frost resistance and a very long working life. Therefore, Röben is able to give each ceramic roof tile a guarantee of 30 years against frost damages.

Those who calculate the costs of maintaining and an increase of value of a house in a long-term, will rely upon quality and lasting functionality. That holds true for a ceramic roof in particular. It is good, if you have the choice then. Not every roof tile fits to every roof but for every roof there are fitting Röben ceramic roof tiles.



Beautifully roofed in green: Röben large flat roof tiles FLANDERNplus cayenne smooth-engobe.

Röben
TONBAUSTOFFE



A tiled roof that exudes protection and security: Röben LIMBURG curved interlocking tile, red-engobed.

FLANDERN
FLAT ROOF TILE

The description generally current is not to be taken literally. This tile was developed not for the flat roof, but for flat pitched roof. With its lightly curved troughs and the strongly emphasised peaks, the FLANDERN is a particularly beautiful, elegant clay roof tile – suitable for any building style. With its filed double trough, it is also suitable for almost any roof shape and pitch.





Harmony of natural colours: Black-matt glazed Röben flat roof tile FLANDERN and the enamel variegated facing brick DORNUM.



DETAILS
PAGE
100



Röben FLANDERN flat roof tiles are the best suited even for unusual roof shapes. Shown is copper-brown nuanced.


16

Harmony in red brick colours: Röben FLANDERNplus large roof tile cayenne, glossy engobe and Röben hand-formed facing FORMBACK variegated-flashed.



FLANDERNplus

LARGE FLAT ROOF TILE

It is large – large in area, length and width and above all in price-performance ratio. With only 10 tiles/m², material and laying expenditure is substantially reduced. The FLANDERNplus is perfectly made of very best clay and thought-out in the greatest detail. It is available in eight colours, creative and classical, with all the necessarily accessories.



IDEAL FOR ROOF RENOVATION



Röben large roof tile FLANDERNplus black-matt, glaze. Facade: Röben hand-formed facing WASSERSTRICH variegated-flashed.

DETAILS PAGE
88
102



Röben FLÄMING flat roof tile black-matt, glaze. In contrast to this: Röben Ceramic Clinker ISLAND pearl-white.

FLÄMING
FLAT ROOF TILE

The shape is similar to the FLANDERN flat roof tile but distinctively bigger. Due to its particular double trough it can be laid safely on a corresponding roof support system of 16° pitch. The gentle curves give the roof tile a very typical characteristic because of the soft play of light and shadow.





Röben flat roof tile FLÄMING chestnut brown, glossy engobe. As a perfect match, Röben has hand-formed facing FORMBACK, variegated-flashed.

DETAILS PAGE
91
104



Idyll for well being. Roof: MONZAplus large flat roof tiles copper red-brown Facade: Röben hand-formed facing FORMBACK variegated-flashed.



MONZAplus

LARGE FLAT ROOF TILE

A clay roof tile of the superlative. With only 9.5 tiles/m² of roof surface, MONZAplus is one of the absolute favourites in its class. It is also joyfully light and very stable. This means that it is very quick and safe to lay on any roof. The MONZAplus embodies the highest quality standard in its flawless surface finish with refined colour engobes. A true premium product from the most modern roof tile works in Europe.





Modern living with white facade and state-grey MONZAplus large flat roof tiles

DETAILS PAGE
88
106

LIMBURG

CURVED INTERLOCKING ADJUSTABLE TILES

A successful classic among the clay roof tiles. Successful therefore, because it is a true adjustable tile with variable cover length from 30 to 34 cm and because the shape can be adjusted to suit any building style and can be laid safely on almost any roof.





Elegant, unobtrusive and discreet in the colour. The Röben curved interlocking adjustable roof tiles LIMBURG anthracite

Professional knowledge on page 55

DETAILS PAGE 108





Röben curved inter-locking adjustable tiles LIMBURG red engobed.



A glossy roof in shining chestnut brown: Röben BORNHOLM curved interlocking tile. A harmonious match: The Premium hand-formed facing WIESMOOR coal variegated.

BORNHOLM

CURVED INTERLOCKING TILES

How can the popular curved interlocking tiles be made even better and more economic? As the answer to this the Röben engineers have redesigned the curved tile shape. A much larger tile format has emerged with balanced proportions. Not so large that it could influence the aesthetic of the tiled roof, but large enough to save material and time in the laying.





Mirroring the blue of the sky: the black-matt glaze of the BORNHOLM curved interlocking tile.

DETAILS PAGE
82
110



The "S"-curved section of this tile gives every roof a soothing homogeneity: Röben large curved tile HOLSTEINplus anthracite.

HOLSTEINplus

LARGE CURVED INTERLOCKING TILES

A completely new developed Röben ceramic roof tile in a classical style. Thanks to its adjustable space it is perfect for uncomplicated roof redevelopment. In combination with corresponding means HOLSTEINplus can be laid up to a roof pitch of 18°, still being rainproof. This meets the current trend of low pitched roofs. Moreover, this tile is fast and economic: with only 10.5 tiles per m² it is among the "big ones" in its class.



IDEAL FOR ROOF RENOVATION

DETAILS PAGE 112



Röben reformed adjustable tiles RHEINLAND blue-grey. Facade: Hand formed facings MOORBRAND loam-variegated.



RHEINLAND

REFORM ADJUSTABLE TILES

The typical characteristic of this clay roof tile is its flat depression. Interlocking joints and peaks are harmoniously suited to one another. The tile shape has a peaceful and balanced effect and harmonises with every building style.
Adjustable space: 80 mm.





Röben reformed adjustable tiles RHEINLAND anthracite

In brief: professional knowledge

Adjustable tiles are so called because their cover length is variable. There is no need to cut the tiles because the existing rafters can be covered with the adjustable tile lengths. The result is always a harmonious regular roof. Naturally, the adjustable tiles are also equally suitable for new builds, as for new roofing of older houses.

DETAILS PAGE
84
114



Röben double trough adjustable tile ELSASS anthracite.



ELSASS

DOUBLE TROUGH ADJUSTABLE TILES

This tile shape was actually mechanically produced in 1881 as the first clay roof tile, particularly for agricultural buildings and warehouses. Today, the rustic charm of the double trough adjustable tiles has been rediscovered and can be seen more and more on residential buildings. The two parallel troughs and the sympathetic proportions are typical. Even on smaller roofs, the fine formation has a pleasant effect on the surface. **Adjustable space: 80 mm.**





Röben double trough adjustable tile ELSASS anthracite

DETAILS PAGE 116

CLINKER PAVING WITH ALL ITS BEAUTY



Depending on the angle of vision, the silky shimmering surfaces reflex the light very variously. The uncountable shades of red and blue sometimes appear strong and intensive, sometimes light and soft. The eye of the beholder never gets tired of such a beautiful spectacle: Clinker paving with all its beauty.

Röben paving clinker ALTONA red-blue, unchamfered, kiln grading

Röben
TONBAUSTOFFE

IDEAL FOR BEAUTIFUL PATIOS, SQUARES, PATHS AND STREETS: RÖBEN PAVING CLINKERS



A large-scale, inviting garden terrace. The green of the perennial plants and trees contrasts beautifully with the red variegated-flashed Röben paving bars SEMPIONE.

Gardens and parks, whether natural or formally planned, are a piece of designed nature. Just as clinker paved paths and areas which lead the visitor and let him tarry. Protecting bricked garden walls and balustrades fit in the environment harmonically.



A clinker paving as if it was painted with magnificent, natural colours. A beautiful detail in every garden. Röben paving clinker Ancient Rome variegated, unchamfered.

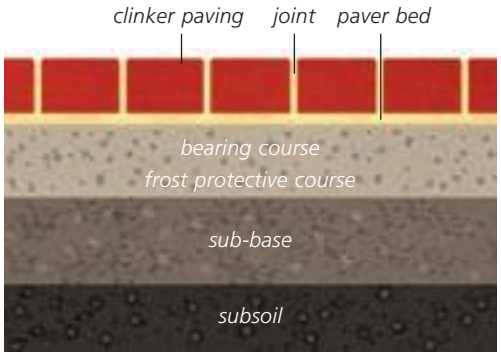

A common sub-base consists of gravel-sand mixtures (thickness of layer: min. 10 cm) und a bearing course consisted of macadam (thickness of layer: ca. 15 cm for garden paths and ca. 20 cm for passable areas). In any case, a meticulous compaction is very important. Using a plate compactor guarantees a perfect result. That prevents a later setting of the paving. The paver bed consists of fine macadam.

Is it not good to have a floor underfoot that gives daily pleasure? That can be as old as the hills and remain eternally young? And that gets more and more beautiful with the years? No secret: it is paving clinker from Röben.

Did you know that in addition to the classic red paving clinker, there are also shining white, deep black, black variegated-flashed and noble grey Röben paving clinkers? Even these unusual colours result solely from the mineral composition of the clay. They are completely lightfast and have long-lasting colourfastness - because they are fired from particularly high quality types of clay, without added colour. The colours can be combined very well to create imaginative surfaces. Picture a white path through a blooming garden for yourself, or a grey-black patterned patio with a white border - it does not always have to be red. Incidentally, the white paving clinkers are just as dirt-resistant as all others from Röben. Thus, with just a little courage in the design, paved surfaces can become an exciting experience. Röben has the paving clinkers to suit.

Heavily loadable

How exorbitantly high the load-bearing capacity of Röben clay pavers is shows the following com-parison impressively. A single paving clinker brick could bear the weight of up to seven fully loaded trucks without being damaged! That tallies with a pressure of 170 N/mm^2. Moreover, a full area of paving clinker can bear many times over, assuming that foundations and bearing course are care-fully built in an appropriate way.

Such a high loading will probably never be reached in practice, even if only trucks drove on a street that is paved with clinker bricks; all the more not in private carports or driveways. Nonetheless, this knowledge gives a good feeling of safety, right?

Strictly speaking, joints are required between the paving clinkers, just to protect them from breaking off their edges. However, we also show you the so called "dry joint" method: clinker paving laid without joints. In our opinion, possible small damages are authentic and nice traces of usage, for which these clinkers are made.

A common foundation consists of a combination of small pebbles and sand (a thickness of at least 10 cm is demanded) and a bearing course of fine pounded gravel (for garden paths approx. 15 cm, for heavier duty such as traffic it takes 20 cm of thickness). In any case, a careful compacting by using a vibration system is extremely important to avoid a later lowering of the paving. The laying course consists of stone chipping.

Ecologically meaningful

Röben paving clinker is totally natural, produced without any chemical admixtures. Therefore, no harmful substances can be washed out of the bricks and penetrate into the soil. Rainwater seeps right away in the joints and spreads itself evenly in the ground. – unlike sealed surfaces, which only can divert the water into the public canal system.

Resistant and able to take a lot

Röben paving clinker are burnt at high temperatures, which makes them frost and weather resistant. Neither environmental influences nor mechanical use can harm them.

DETAILS
PAGE
122
123



Earthy shades, from deep black to sand-coloured,
are seen in this picture.
Röben paving clinker SCHWABING black-variegated, chamfered.

METHODS OF LAYING PAVING CLINKERS

Reusable at any time

Röben paving clinkers become as old as Methuselah. If an area ever needs to be redesigned – no problem. The paving clinker can be removed and laid ever and ever again. Moreover, antique paving clinkers are desirable collector's pieces, perceptible from paths and areas designed with loving care.

All methods of laying paving clinkers can be varied or combined with each other. One achieves fascinating and individual designs with geometrical patterns, borders and ornaments. Röben paving clinkers and natural materials and elements, e.g. wood, natural stone and water, harmonize with each other very well.

Bundles of two or three paving clinkers are laid at a right angle. The name of this bond can be taken literally: The Basket-Weave-Pattern. Numerous decorative designs can be laid. It is not as stable as the Stretcher-Bond-Pattern. Therefore, it is mainly used for garden areas, terraces and patios.



Basket-Weave-Pattern with a decorative border of paving bars.



Paving clinkers in pairs laid in alternating direction.



Bundles of four paving bars laid in alternating direction.

Because of its stability, the Herringbone Pattern is the first choice for paving streets and driveways. Each paving clinker is laid at an angle of 45 degree. To create a smooth edge of the area, one cuts the paving clinkers diagonally.





Basket-Weave-Pattern combind with a linear bond. This and similar bonds are less loadable, so they should only be used for terraces etc.



Herring Bone Pattern laid of paving bars.



The Stretcher-Bond-Pattern is the most chosen pattern design. Laid at a right angle or in a curve, this bond reaches a high stability.



A noble, deep black,
that never fades. Röben paving clinker
SCHWABING black-nuanced, chamfered.



They are white and they stay white,
because they are made of best and special clay hardened in fire.
Röben paving clinker cream-white, chamfered.

RÖBEN**PREMIUM** CLINKER AND FACING BRICKS

The first chapter of technical details deals with the range of Röben clinker and facing bricks. The great variety of colours and sizes, shades and surfaces enables you to find the perfectly matching brick for your new home or for your older house, just to revalue the latter one.

Röben
TONBAUSTOFFE



RÖBEN MEDITERRAN



RAVELLO *barite-white*

RÖBEN**PREMIUM** CERAMIC-KLINKER AND STRIP TILES

	RAVELLO yellow	RAVELLO yellow-variegated	RAVELLO sand-white	RAVELLO barite-white	SORRENTO yellow-orange	SORRENTO sand-white	RIMINI yellow, scored/sanded	RIMINI yellow-variegated, smooth
NF 240/115/71 mm	●	●	●	●	●	●		
NF solid brick	○	○	○	○	○	○		
Waal format 210/100/50 mm	●	●	●		●	●		
LF 290/90/90 mm					○	○		
LDF 290/90/52 mm					○	○		
2 DF 240/115/113 mm					○	○		

NF strip tile 240/71/ ***14 mm***					●	●	●	●
NF angle strip tile 240/115/71/ ***14 mm***					●	●	●	●

Average test results in accordance with DIN V105-100: *see page 98*

○ *on request*



RAVELLO *yellow-variegated*



RAVELLO *sand-white*



SORRENTO *sand-white*



RAVELLO *yellow*



SORRENTO *yellow-orange*

RÖBEN
MEDITERRAN



RIMINI *yellow-variegated, smooth*



RIMINI *yellow, scored/sanded*



NEUMARKT *blue-red flashed, smooth*

RÖBEN**PREMIUM** CLINKER AND CLINKER STRIP TILES

	NEUMARKT brick red, smooth	NEUMARKT brick red, scored	NEUMARKT autumn leaves, smooth	NEUMARKT blue-red flashed, smooth
NF 240/115/71 mm	●	●	●	●
NF solid brick	○	○	○	○
NF DIN-solid brick ≦ 15% perforation proportion	○		○	○

NF strip tile 240/71/**14 mm**	●		●	●
NF angle strip tile 240/115/71/**14 mm**	●		●	●

○ on request



NEUMARKT *brick red, smooth*



NEUMARKT *brick red, scored*



NEUMARKT *autumn leaves, smooth*

Average test results in accordance with DIN V105-100: see page 98

RÖBEN**PREMIUM** CLINKER AND CLINKER STRIP TILES



WESTERWALD *red, smooth*



WESTERWALD *variegated, smooth*

	WESTERWALD red, smooth	*WESTERWALD variegated, smooth*	*BRADFORD mineral-variegated*
DF 240/115/52 mm	●	●	
DF solid brick	○	○	
DF half brick 240/55/52 mm	●	●	
Waal format 210/100/50 mm	●	●	
NF 240/115/71 mm	●	●	●
NF solid brick	○	○	○
Modul 190/90/90 mm		●	

*DF strip tile 240/52/**14 mm***	●	●	
*DF angle strip tile 240/115/52/**14 mm***	●	●	
*NF strip tile 240/71/**14 mm***	●	●	
*NF angle strip tile 240/115/71/**14 mm***	●	●	

○ *on request*

Average test results in accordance with DIN V105-100: see page 98



BRADFORD *mineral-variegated*

RÖBEN**PREMIUM**
CLINKER STRIP TILES



VOGTLAND *red*



VOGTLAND *variegated*



RHÖN *brick red, scored*



RHÖN *variegated, scored*



TAUNUS *enamel-variegated*

	VOGTLAND red	VOGTLAND variegated	RÖHN brick red, scored	RÖHN variegated, scored	TAUNUS enamel-variegated	SPESSART variegated	ODENWALD enamel-variegated
*NF strip tile 240/71/**14 mm***	●	●	●	●	●	●	●
*NF angle strip tile 240/115/71/**14 mm***	●	●	●	●	●	●	●

Average test results in accordance with DIN V105-100: see page 98

ODENWALD *enamel-variegated*



SPESSART *variegated*



FILSUM *volcano-variegated*

RÖBEN**PREMIUM** CLINKER AND CLINKER STRIP TILES

	FILSUM volcano-variegated	GREETSIEL Frisian variegated, smooth	GREETSIEL Frisian red, scored/sanded	GREETSIEL Frisian red, smooth	GREETSIEL Frisian variegated, scored/sanded	RYSUM coal variegated
DF 240/115/52 mm	●	●	●	●	●	
DF solid brick	●	●	●	●	●	
DF Sparklinker 240/55/52 mm	○	○	○	○	○	
2DF 240/115/113 mm	●	●				
2DF solid brick	●	●				
NF 240/115/71 mm	●	●	●	●	●	●
NF solid brick	●	●	●	●	●	●
NF DIN-solid brick	●*	●*				
Waal format 210/100/50 mm	○					○
WF-solid brick	○					○

*DF strip tile 240/52/**14 mm***			●		●	
*DF angle strip tile 240/115/52/**14 mm***			●		●	
*NF strip tile 240/71/**14 mm***	○	○				
*NF angle strip tile 240/115/71/**14 mm***	○	○				

○ *on request*

* *may also be used as Fußsortierung*

Average test results in accordance with DIN V105-100: see page 98



RYSUM *coal variegated*



GREETSIEL *Frisian variegated, scored/sanded*



GREETSIEL *Frisian red, smooth*



GREETSIEL *Frisian red, scored/sanded*



GREETSIEL *Frisian variegated, smooth*

RÖBEN**PREMIUM** CLINKER AND CLINKER STRIP TILES



HOOKSIEL *coal variegated*



DORNUM *enamel-variegated*



JEVER *Frisian variegated*



JEVER *Frisian red*



CAMBRIDGE

	DORNUM enamel-variegated	*JEVER Frisian variegated*	*JEVER Frisian red*	*HOOKSIEL coal variegated*	*ACCUM blue-brown*	*ACCUM enamel blue-brown*	*OXFORD*	*CAMBRIDGE*
DF 240/115/52 mm		●	●				●	●
DF solid brick		●	●				●	●
DF Sparklinker 240/55/52 mm		○	○					
2DF 240/115/113 mm					○	○	○	○
2DF solid brick					○	○	○	○
Waal format 210/100/50 mm	○			○	○		○	○
WF solid brick 210/100/50 mm	○			○	○		○	○
NF 240/115/71 mm	●	●	●	●	●	●	●	●
NF solid brick	●	●	●	●	●	●	●	●
NF DIN-solid brick				●*	●*	○*	○	○

*DF strip tile 240/52/**14 mm***		●	●					
*DF angle strip tile 240/115/52/**14 mm***		●	●					
*NF strip tile 240/71/**14 mm***		●	●					
*NF angle strip tile 240/115/71/**14 mm***		●	●					

○ *on request*

* *may also be used as Fußsortierung*

Average test results in accordance with DIN V105-100: see page 98



OXFORD, *NF*



OXFORD, *2DF*

ACCUM *enamel blue-brown, 2 DF*



ACCUM *enamel blue-brown, NF*

ACCUM *blue-brown*

Fußsortierung:
So-called Fußsortierung is enjoying an ever-growing popularity in brick architecture. What is actually meant by this is that the reverse side of a brick is worked into brickwork to be visible from the front. Finishing marks caused through production are clearly identifiable and it is this individuality which makes them so valued by architects and builders.



ACCUM *blue-brown, Fußsortierung*

MANUS COLLECTION

RÖBEN **Manus:** The new clinker strip tiles collection

The way they look like they might be typical hand formed strip tiles. In fact, they are genuine clinker strip tiles with a hand formed look. Brand new right from the most modern Röben works. Their extremely low water absorption of less than 3% and their high dimensional stability make them absolutly applicable to all external thermal insulation composite systems (ETICS) - with or without joint leading system.



MANUS SALINA *carbon*



MANUS TONGA



MANUS BANDA *carbon*



MANUS ARUBA

	MANUS ARUBA	MANUS BANDA	MANUS BANDA carbon	MANUS KYRA carbon	MANUS MOOREA	MANUS SALINA carbon	MANUS TONGA	MANUS TONGA carbon
*NF strip tile 240/71/**14 mm***	●	●	●	●	●	●	●	●
*NF angle strip tile 240/115/71/**14 mm***	●	●	●	●	●	●	●	●

Average test results in accordance with DIN V105-100: *see page 98*



MANUS KYRA *carbon*



MANUS TONGA *carbon*



MANUS BANDA



MANUS MOOREA

RÖBEN**PREMIUM**
HAND-FACED FACING BRICKS



WIESMOOR *light red variegated*



WIESMOOR *coal-red*



WIESMOOR *red-blue variegated*



WIESMOOR *coal variegated*

	WIESMOOR light red variegated	WIESMOOR coal variegated	WIESMOOR coal-red	WIESMOOR red-blue variegated	WIESMOOR earthy shaded	WIESMOOR coal-white
NF 240/115/71 mm	●	●	●	●	●	●
Waal format 210/100/50 mm	●	●	●	●	○	○
DF 240/115/52 mm	○	●	○	●	○	○

○ on request

Average test results in accordance with DIN V105-100: see page 98



WIESMOOR *earthy shaded*



WIESMOOR *coal-white*

RÖBEN**PREMIUM**
HAND-FORMED FACING BRICKS AND STRIP TILES



WASSERSTRICH *light red variegated*



WASSERSTRICH *variegated-flashed*



MOORBRAND *loam-variegated*



MOORBRAND *sand-yellow variegated*

	WASSERSTRICH light red variegated	WASSERSTRICH variegated-flashed	MOORBRAND sand-yellow variegated	MOORBRAND loam-variegated	MOORBRAND peat-variegated
NF 240/115/71 mm	●	●	●	●	●
NF strip tile 240/71/**14 mm**	●	●	●	●	●
NF angle strip tile 240/115/71/**14 mm**	●	●	●	●	●

Average test results in accordance with DIN V105-100: see page 98



MOORBRAND *peat-variegated*

RÖBEN**PREMIUM**
HAND-MADE FACING BRICKS AND STRIP TILES



FEHNBRAND *light red variegated*



FEHNBRAND *variegated-flashed*



KLEIBRAND *light red variegated*



KLEIBRAND *variegated-flashed*



KLEIBRAND *red-brown*

	KLEIBRAND light red variegated	KLEIBRAND variegated-flashed	KLEIBRAND red-brown	FEHNBRAND light red variegated	FEHNBRAND buntgeflammt	DYKBRAND Flemish variegated
NF 240/115/71 mm				●	●	●
Waal format 210/100/50 mm	●	●	●			
WF half brick 210/47/50 mm	●	●	●			
Waal thick format 210/100/65 mm	●	●	●			
WDF half brick 210/47/65 mm	●	●	●			
WF strip tile 210/50/**14 mm**	●	●	●			
WF angle strip tile 210/100/50/**14 mm**	●	●	●			
NF strip tile 240/71/**14 mm**						●
NF angle strip tile 240/115/71/**14 mm**						●

Average test results in accordance with DIN V105-100: see page 98



DYKBRAND *Flemish variegated*

RÖBEN**PREMIUM**
HAND-MADE FACING BRICKS AND STRIP TILES



FORMBACK *red-brown*



FORMBACK *light red variegated*



FORMBACK *variegated-flashed*



FORMBACK *graphite variegated*

	FORMBACK light red variegated	FORMBACK variegated-flashed	FORMBACK red-brown	FORMBACK graphite variegated	GEESTBRAND variegated white
NF 240/115/71 mm	●	●	●	●	●
NF half brick 240/54/71 mm	●	●	●		
Waal thick format 210/100/65 mm	●	●	●		
WDF half brick 210/47/65 mm	●	●	●		
*WDF strip tile 210/65/**14 mm***	●	●	●		
*WDF 210/100/65/**14 mm***	●	●	●		
*NF strip tile 240/71/**14 mm***	●	●	●	●	
*NF angle strip tile 240/115/71/**14 mm***	●	●	●	●	

Average test results in accordance with DIN V105-100: see page 98



GEESTBRAND *variegated white*

QUEBEC *pearl-white, embossed*



MALMÖ *pearl-white*

RÖBEN**PREMIUM** CERAMIC-KLINKER AND STRIP TILES

	OSLO pearl-white, smooth	OSLO pearl-white, scored	ISLAND pearl-white	ESBJERG pearl-white	MONTBLANC pearl-white	QUEBEC pearl-white, embossed*	MALMÖ pearl-white
DF 240/115/52 mm	●	●					
DF solid brick	○	○					
DF half brick 240/55/52 mm	●	●					
2DF 240/115/113 mm	○						
Waal format 210/100/50 mm	●						
NF 240/115/71 mm	●	●	●	●	●	●	●
NF solid brick	○	○	○	○	○	○	○
NF – 9 cm	○	○	○		○		
Modular brick 190/90/90 mm	●						
LF 290/90/90 mm	○						
LDF 290/90/52 mm	○						
Hilversumformat 240/90/40 mm	●						

DF strip tile 240/52/**14 mm**	●	●					
DF angle strip tile 240/115/52/**14 mm**	●	●					
NF strip tile 240/71/**14 mm**	●	●	●		●		
NF angle strip tile 240/115/71/**14 mm**	●	●	●		●		

○ *on request*
**) Measure similar to NF = 1 stretcher embossed 240/105/71 mm 1 stretcher/ 1 head embossed 230/105/71 mm*



OSLO *pearl-white, smooth*



OSLO *pearl-white, scored*



ISLAND *pearl-white*



ESBJERG *pearl-white*



MONTBLANC *pearl-white*

Average test results in accordance with DIN V105-100: see page 98



YUKON *granite, LDF*

RÖBEN**PREMIUM** CERAMIC-KLINKER AND STRIP TILES

	QUEBEC black-nuanced, embossed*	FARO black-nuanced, smooth	FARO black, slate-coated	FARO grey-nuanced, smooth	CHELSEA basalt variegated	YUKON granite
DF 240/115/52 mm		●		●		
DF solid brick		○		○		
Waal format 210/100/50 mm		●		●	●	
NF 240/115/71 mm	●	●	●	●	●	
NF solid brick	○	○	○	○	○	
Modul 190/90/90 mm		●		●		
Hilversumformat 240/90/40 mm		●		●		
LF 290/90/90 mm		○		○		
LDF 290/90/52 mm		○		○		●
2DF 240/115/113 mm		○		○		
DF strip tile 240/52/**14 mm**		●		●		
DF angle strip tile 240/115/52/**14 mm**		●		●		
NF strip tile 240/71/**14 mm**		●	●	●	●	
NF angle strip tile 240/115/71/**14 mm**		●	●	●	●	

○ *on request*

**) Measure similar to NF = 1 stretcher embossed 240/105/71 mm*
1 stretcher/ 1 head embossed 230/105/71 mm



FARO *grey-nuanced, smooth*



FARO *black-nuanced, smooth*



FARO *black, slate-coated*



QUEBEC *black-nuanced, embossed*

Average test results in accordance with DIN V105-100: see page 98



CHELSEA *basalt variegated*

COLOUR GLAZED RÖBEN CERAMIC CLINKERS

It gets colourful with coloured glaze ceramic clinkers. They frame windows and doors and give columns and facades a unique design. The possibilities are virtually unlimited. Shiny opaque glazing alternates with mat surfaces, glowing colours with fine pastel shades. The Röben palette contains 22 standard colours, which are completely free from toxic substances. Röben applies the different glazes twice to the unfired white ceramic clinkers. Glaze and clinker are permanently bond with each other in the following firing at a temperature of 1.260° C – the "hard fire". This guarantees resistant, hard and scratch-proof surfaces, which keep their intensity a lifetime.

Röben glazes smooth and slightly scored ceramic clinkers in every format as well as strip tiles, angle strip tiles and moulded bricks upon request. One, two or three sides are possible, depending on how many glazed sides are visible.



white-green 510



pale blue 420



white 101



light blue 210



cream 103



light grey 905



cobalt-blue 216



ivory light 102



medium grey 902



ultramarine-blue 215



dark cream104



graphite-grey 910



night-blue 211



sand-yellow 220



deep black 213



ocean-blue 209



zinc-yellow 202



agate-grey 900, lightly sanded



pine-green 208



brown matt 315



black olive 214



turquoise matt 311

AVERAGE TEST RESULTS OF RÖBEN BRICKS IN ACCORDANCE WITH DIN V 105-100



	Ceramic clinker	**Clinker bricks**	**Clinker bricks**	**Clinker bricks**	**Facing Bricks**	**Hand-faced facing bricks**	**Handformed facing bricks**
	OSLO, MONTBLANC, ISLAND, FARO, MALMÖ ESBJERG, QUEBEC, RAVELLO, SORRENTO, CHELSEA, YUKON	BRADFORD	WESTERWALD	NEUMARKT	FILSUM,DORNUM, GREETSIEL, JEVER, RYSUM, ACCUM, HOOKSIEL OXFORD CAMBRIDGE	WIESMOOR	DYKBRAND, KLEIBRAND, FORMBACK, WASSERSTRICH, MOORBRAND, FEHNBRAND, GEESTBRAND
Perforation	B, square	B	DIN-solid brick and B, square	DIN-solid brick and B, square	B, square	–	–
Total cross-section	ap. 31 %	ap. 31 %	ap. 15 – 31 %	ap. 15 – 31 %	ap. 31 %	–	–
External walls	≥ 20 mm	≥ 20 mm	≥ 20 mm	≥ 20 mm	≥ 20 mm	–	–
Brick density	ap. 1,80 kg/dm³	ap. 1,80 kg/dm³	ap. 1,80 kg/dm³	ap. 1,62 kg/dm³	ap. 1,44 kg/dm³	ap. 1,80 kg/dm³	ap. 1,60 kg/dm³
Ceramic body density	ap. 2,30 kg/dm³	ap. 2,36 kg/dm³	ap. 2,30 kg/dm³	ap. 2,30 kg/dm³	ap. 2,10 kg/dm³	ap. 1,94kg/dm³	ap. 1,86 kg/dm³
Pressure resistance class	> 100 N/mm²	> 60 N/mm²	> 60 N/mm²	> 50 N/mm²	> 36 N/mm²	> 19 N/mm²	> 19 N/mm²
Water absorption	ap. 1,5 %	ap. 2,5 %	ap. 3,0 %	ap. 5,0 %	ap. 5,5 %	ap. 7,0 %	ap. 8,0 %
Abrahasive hardness acc. to Mohs	6 – 7	–	–	–	–	–	–
Colours and light fastness	✓	✓	✓	✓	✓	✓	✓
Thermal conductivity with DIN 4108	0,81 W/(mK)	0,81 W/(mK)	0,68 W/(mK)	0,68 W/(mK)	0,68 W/(mK)	0,71 W/(mK)	0,71 W/(mK)

AVERAGE TEST RESULTS OF RÖBEN STRIP TILES IN ACCORDANCE WITH DIN V 105-100 AND EN ISO 10545/3



	Ceramic clinker strip tiles	**Clinker strip tiles**	**Clinker strip tiles**	**Clinker strip tiles**	**Handformed facing strip tiles**
	OSLO, MONTBLANC, ISLAND, FARO, SORRENTO, RIMINI, CHELSEA TONGA, SALINA, KYRA	WESTERWALD, VOGTLAND, RHÖN, ODENWALD, TAUNUS, SPESSART, MOOREA, ARUBA, BANDA,	NEUMARKT	FILSUM, GREETSIEL, JEVER	DYKBRAND, KLEIBRAND, FORMBACK, WASSERSTRICH, MOORBRAND
Water absorption	≤ 3,0 %	≤ 3,0 %	≤ 6,0 %	ap. 9 %	ap. 11,0 %
Abrahasive hardness acc. to Mohs	6 – 7	–	–	–	–
Colours and light fastness	✓	✓	✓	✓	✓

RÖBEN CERAMIC ROOF TILES

In the second chapter of technical details we show you the different shapes and colours of the Röben ceramic roof tiles. Each shape has its typical characteristics, which were originally influenced by regional circumstances. Today, it is more a matter of design as well as the choice of colours that leads to the decision what roof design is the best.

Imagine your new tiled roof and let the examples inspire you. No matter what Röben roof tile you choose, it is always a decision in favour of best quality and utmost security.

Röben
TONBAUSTOFFE



FLANDERN

FLAT ROOF TILE



FLANDERN *red-engobed*



FLANDERN *anthracite*



FLANDERN *antique*



FLANDERN *black-matt, glaze*

Weight/tile approx.	3,2 kg
Cover length approx.	33,9 - 34,1 cm
Medium cover width approx.	20,0 cm
Total length approx.	41,2 cm
Total width approx.	26,3 cm
No. of tiles req/m² approx.	15
Recommended minimum roof pitch *	22°
Units/euro pallet	300
Weight/euro pallet	985 kg

* Lower roof pitch may be possible with corresponding additional measures.



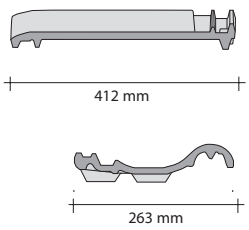

Verge tile left
(Cover width approx. 210 mm)

Verge tile right
(Cover width approx. 140 mm)





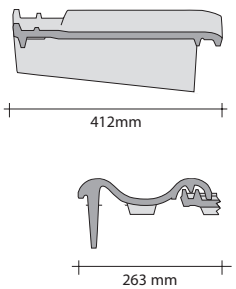

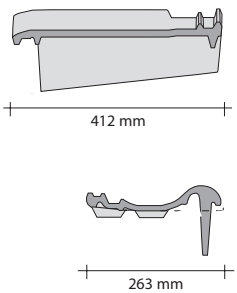



FLANDERN *copper-brown nuanced*

Röben
TONBAUSTOFFE



FLANDERNplus *red-engobed*



FLANDERNplus *cayenne, glossy engobe*



FLANDERNplus *anthracite*



FLANDERNplus *barolo, glaze*



FLANDERNplus *borneo, glaze*

FLANDERNplus

LARGE FLAT ROOF TILE

IDEAL FOR ROOF RENOVATION

Weight/tile approx.	3,8 kg
Cover length approx.	37,5 - 39,0 cm
Medium cover width approx.	25,3 cm
Total length approx.	45,6 cm
Total width approx.	29,9 cm
No. of tiles req/m² approx.	10
Recommended minimum roof pitch *	22°
Units/euro pallet	240
Weight/euro pallet	937 kg

* Lower roof pitch may be possible with corresponding additional measures.



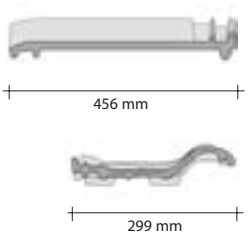

Verge tile left
(Cover width approx. 295 mm)

Verge tile right
(Cover width approx. 200 mm)





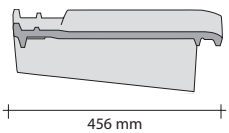

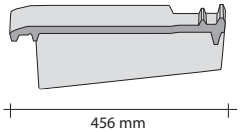

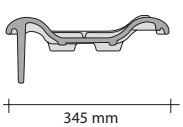

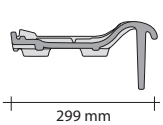



FLANDERNplus *black-matt, glaze*



FLANDERNplus *brazil, glaze*



FLANDERNplus *biscaya, glaze*



FLÄMING *chestnut brown, glossy-engobe*



FLÄMING *natural red*



FLÄMING *copper red-brown*

FLÄMING
FLAT ROOF TILE

Weight/tile approx.	3,3 kg
Cover length approx.	36,2 - 37,0 cm
Medium cover width approx.	21,6 cm
Total length approx.	44,0 cm
Total width approx.	28,0 cm
No. of tiles req/m² approx.	12,6
Recommended minimum roof pitch *	22°
Units/euro pallet	240
Weight/euro pallet	817 kg

* Lower roof pitch may be possible with corresponding additional measures.



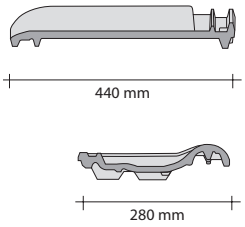

Verge tile left
(Cover width approx. 220 mm)

Verge tile right
(Cover width approx. 210 mm)





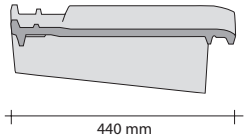

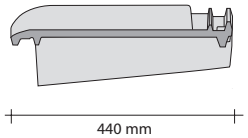

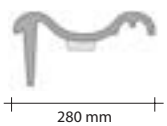

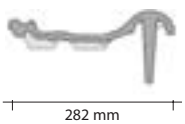



FLÄMING *rustic variegated*



FLÄMING *autumn leaves*



FLÄMING *havanna brown*



FLÄMING *black-matt, glaze*



FLÄMING *tobago, glaze*



MONZAplus *trentino, glossy-engobe*

MONZAplus
LARGE FLAT ROOF TILE

Weight/tile approx.	3,95 kg
Cover length approx.	38,2 – 40,4 cm
Medium cover width approx.	26,3 cm
Total length approx.	46,4 cm
Total width approx.	30,4 cm
No. of tiles req/m² approx.	9,5
Recommended minimum roof pitch *	22°
Units/euro pallet	240
Weight/euro pallet	973 kg

* Lower roof pitch may be possible with corresponding additional measures.



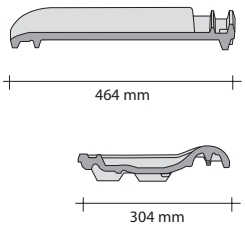

Verge tile left
(Cover width approx. 270 mm)

Verge tile right
(Cover width approx. 260 mm)





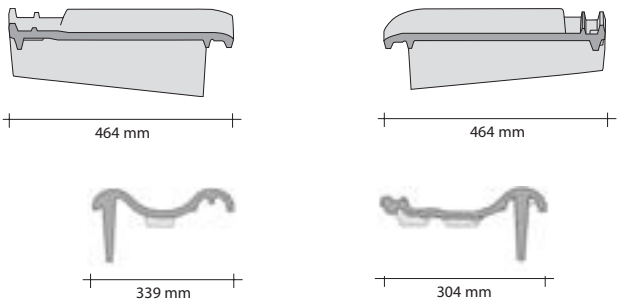



MONZAplus *copper red-brown*



MONZAplus *chestnut brown, glossy engobe*



MONZAplus *slate grey*



MONZAplus *black-matt, glaze*



MONZAplus *tobago, glaze*

LIMBURG

CURVED INTERLOCKING ADJUSTABLE TILE



LIMBURG *red-engobed*



LIMBURG *black-matt, glaze*

Weight/tile approx.	3,3 kg
Cover length approx.	30,5 - 34,5cm
Medium cover width approx.	20,8 cm
Total length approx.	42,5 cm
Total width approx.	27,0 cm
No. of tiles req./m^2 approx.	14,3
Cover length verge tile approx.	31,0 - 34,0 cm
Recommended minimum roof pitch *	30°
Units/euro pallet	240
Weight/euro pallet	817 kg

* Lower roof pitch may be possible with corresponding additional measures.



Verge tile left
(Cover width approx. 220 mm)

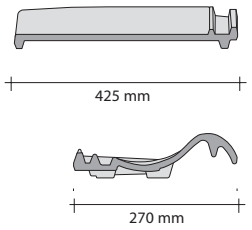

Verge tile right
(Cover width approx. 150 mm)





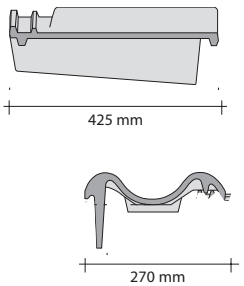

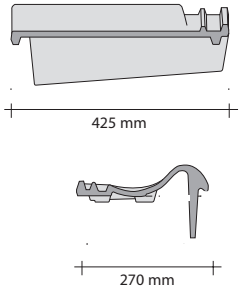



LIMBURG *anthracite*



BORNHOLM *copper red-brown*

BORNHOLM

CURVED INTERLOCKING TILE



BORNHOLM *natural red*

Weight/tile approx.	3,8 kg
Cover length approx.	36,2 - 37,0 cm
Medium cover width approx.	22,2 cm
Total length approx.	44,4 cm
Total width approx.	28,2 cm
No. of tiles req/m² approx.	12,5
Recommended minimum roof pitch *	30°
Units/euro pallet	240
Weight/euro pallet	937 kg

* Lower roof pitch may be possible with corresponding additional measures.



BORNHOLM *chestnut brown, glossy engobe*



BORNHOLM *black-matt, glaze*



BORNHOLM *tobago, glaze*



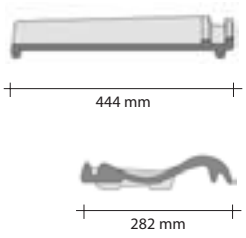

Verge tile left
(Cover width approx. 155 mm)

Verge tile right
(Cover width approx. 155 mm)





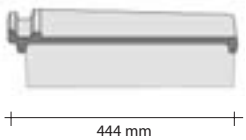



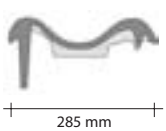

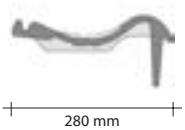

HOLSTEINplus
LARGE CURVED TILE

IDEAL FOR ROOF RENOVATION



HOLSTEINplus *natural red*



HOLSTEINplus *red-engobed*



HOLSTEINplus *anthracite*

Weight/tile approx.	4,0 kg
Cover length approx.	35,0 - 38,0 cm
Medium cover width approx.	25,7 cm
Total length approx.	45,8 cm
Total width approx.	30,5 cm
No. of tiles req/m² approx.	10,5
Recommended minimum roof pitch *	30°
Minimum roof pitch	18°
Units/euro pallet	240
Weight/euro pallet	985 kg

* Lower roof pitch may be possible with corresponding additional measures.



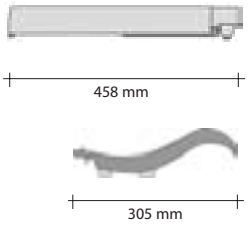

*Verge tile left**
(Cover width approx. 232 mm)

Verge tile right
(Cover width approx. 192 mm)





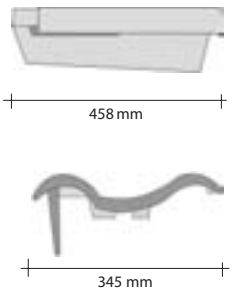

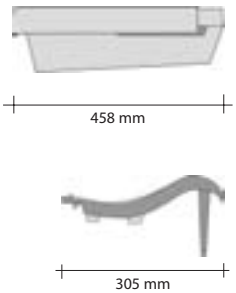

* *on request:*
Extra large verge tile left, cover width approx. 260 mm.



HOLSTEINplus *black-matt, glaze*

Röben
TONBAUSTOFFE

RHEINLAND

REFORM-ADJUSTABLE TILE



RHEINLAND *natural red*



RHEINLAND *anthracite*

Weight/tile approx.	3,1 kg
Cover length approx.	27,0 - 35,0 cm
Medium cover width approx.	20,0 cm
Total length approx.	42,0 cm
Total width approx.	24,5 cm
Stückbedarf/m² bei optimaler Decklänge ca.	14,5
Cover length verge tile approx.	33,5 - 35,0 cm
Recommended minimum roof pitch *	30°
Units/euro pallet	300
Weight/euro pallet	955 kg

* Lower roof pitch may be possible with corresponding additional measures.



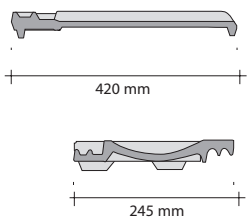

Verge tile left
(Cover width approx. 133 mm)

Verge tile right
(Cover width approx. 133 mm)





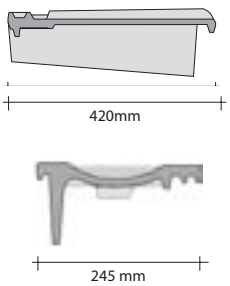

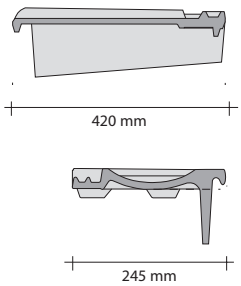



RHEINLAND *antique*

Röben
TONBAUSTOFFE

ELSASS

DOUBLE TROUGH ADJUSTABLE TILE



ELSASS *anthracite*



ELSASS *antique*

Weight/tile approx.	3,1 kg
Cover length approx.	27,0 - 35,0 cm
Medium cover width approx.	20,0 cm
Total length approx.	42,0 cm
Total width approx.	24,5 cm
No. of tiles req./m² approx.	14,5
Cover length verge tile approx.	33,5 - 35,0 cm
Recommended minimum roof pitch *	30°
Units/euro pallet	300
Weight/euro pallet	955 kg

* Lower roof pitch may be possible with corresponding additional measures.



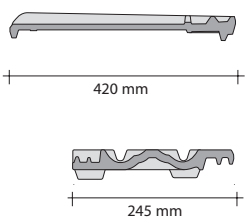

Verge tile left
(Cover width approx. 133 mm)

Verge tile right
(Cover width approx. 133 mm)





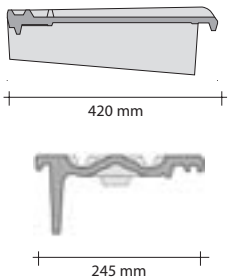

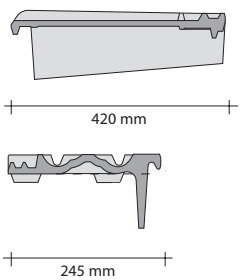



ELSASS *natural red*

Röben
TONBAUSTOFFE

ACCESSORY ROOF TILES COMPLETE THE CERAMIC ROOF

Every tiled roof comprises standard roof tiles (shown on the previous pages) and special models, which e.g. provide safety ends of ridges and verges. Antenna support tiles, ventilation tiles, ridge starting plates and all the other accessory roof tiles – all of them are also made of fired clay, so that they elegantly adapt themselves to the ceramic roof.



For a perfect edge of a tiled roof it takes **verge tiles**, *right and left.*



Verges can also be laid with **double flap tiles**.



The ridge ends are finished with decorative plates.



Ridges tiles *in a conical shape and in the so-called cloverleaf shape.*



A hood for ridge connections of hipped roof constructions; of course made of clay.



Ridge plates *for the start and the end of a cloverleaf ridge.*



This **hood** *connects three ridge lineson a* **hipped roof**.



Clay antenna support tile *for all common diameters.*



Ventilation pipes *air waste pipes.*



The so-called **ventilation tile** *avoids condensation beneath the roof surface.*



The **solar support** *tile elegantly provides an opening for cables of solar panels.*



The accurate and safety beginning respectively ending of a hipped roof ridge is provided by ridge starter.



Single side roof tile *for the upper end of the roof.*



Verge tile for single side roof, left



Special verge tiles for single side roofs are developed for the upper end, as well as for the verge that runs along the gable. Roofs with common pitches get a perfect "frame" by using these tiles. Special models for extraordinary pitches are also possible upon request.



Ridge starter, *cloverleaf-shaped and conically shaped.*



Verge tile for single side roof, right

OVERVIEW SHAPED TILES AND ACCESSORIES



	FLANDERN Flat roof tile	FLÄMING Flat roof tile	FLANDERNplus Large Flat roof tile	MONZAplus Large Flat roof tile	LIMBURG Curved interlocking adjustable tile	BORNHOLM Curved interlocking tile	HOLSTEINplus Large curved interlocking tile	RHEINLAND Reform adjustable tile	ELSASS Double trough adjustable tile
Ridge (clover)	●	●	●	●	●	●	●	●	●
Ornamental ridge plate (clover), start or end	●	●	●	●	●	●	●	●	●
Hip cap (clover), universal	●	●	●	●	●	●	●	●	●
Hip starting tile (clover)	●	●	●	●	●	●	●	●	●
Ridge (conical)	●		●		●		●		
Ornamental ridge plate (conical), start or end	●		●		●		●		
Ridge clip for conical ridge (click-ridge)	●		●		●		●		
Hip starting tile (conical)	●		●		●		●		
Hip cap (conical), universal	●		●		●		●		
Coffin ridge	●		●		●		●	●	●
Extra large ridge (coffin)	●		●		●		●	●	●
Vent	●	●	●	●	●	●	●	●	●
Double flap tile	●	●	●	●	●	●	●	●	●
Verge tile right and left	●	●	●	●	●	●	●	●	●
Extra large verge tile left							○		
Penthouse roof tile (70 and 90 degrees)	●		●	●	●		●	●	●
Penthouse roof tile - verge tile right	●		●	●	●		●	●	●
Penthouse roof tile - verge tile left	●		●	●	●		●	●	●
Penthouse double flap tile	●		●	●	●		●	●	●
1/2 tile	●	●		●				●	●
3/4 tile			●						
Clay outlet vent with flexible connection tube	●	●	●	●	●	●	●	●	●
Clay antenna tile	●	●	●	●	●	●	●	●	●
Clay solar opening tile			●						
PVC ridge plate		●		●		●			
PVC outlet vent	●	●	●	●	●	●	●	●	●
PVC antenna opening	●	●	●	●	●	●	●	●	●
Acrylic roof tile	●	●	●	●	●	●	●	●	●
Universal skylight window	●	●	●	●	●	●	●	●	●
Platform grate with grate tiles 40 and 80 cm	●	●	●	●	●	●	●	●	●
Safety tread tile	●	●	●	●	●	●	●	●	●
Eaves comb	●	●	●	●	●	●	●	●	●
Bird guard (5 m)	●	●	●	●	●	●	●	●	●
Ladder hook	●	●	●	●	●	●	●	●	●
Storm clips	●	●	●	●	●	●	●	●	●
Aluminium ridge clips	●	●	●	●	●	●	●	●	●
Ridge/hip lath bracket	●	●	●	●	●	●	●	●	●
Hip and ridge roll (5 m)	●	●	●	●	●	●	●	●	●
Hip and ridge roll copper (5 m)	●	●	●	●	●	●	●	●	●
Universal PVC flue ventilator DN 100, to 45°	●	●	●	●	●	●	●	●	●
Universal PVC flue ventilator DN 125, to 40°	●	●	●	●	●	●	●	●	●
PVC solar opening tile DN 30/50/70	●	●	●	●	●	●	●	●	●
Solar mount tile	●	●	●	●	●	●	●	●	●
Snow guard tile (PVC) with grid bracket	●	●	●	●		●	●		
Snow guard (300x20 cm)	●	●	●	●		●	●		
Connector for snow guard (2 pcs)	●	●	●	●		●	●		
Roofer paint (0.5 l)	●	●	●	●	●	●	●	●	●

○ = on request

Röben clay roof tiles easily meet the requirements of DIN EN 1304. We can send CE declarations for all products on request.



RÖBEN
CLINKER PAVING

Röben paving clinkers are available in many beautiful shades. To your convenience, we show them all at once in the third chapter of technical details. All paving clinkers are exclusively made of natural given mixes of high-grade clays, fired with the greatest care. It can be taken literally - they are as hard as stone. Only this makes them resistant to frost and ice, hail and snow. Their purity and intensity of colours last. Clinker paving with all its beauty.

Röben
TONBAUSTOFFE

PAVING CLINKER **SCHWABING**



SCHWABING cream-withe, chamfered

PAVING CLINKER **SEMPIONE**



SEMPIONE red-brown, chamfered



SCHWABING grey-nuanced, chamfered

PAVING CLINKER **ALTONA**



ALTONA blue-red variegated, unchamfered, kiln grading



SEMPIONE red variegated-flashed, chamfered



SCHWABING black-nuanced, chamfered



ALTONA blue-brown variegated-flashed, unchamfered, kiln grading



SEMPIONE Ancient Rome variegated, unchamfered



SCHWABING black variegated-flashed, chamfered

PAVING BAR **SEMPIONE**



SEMPIONE Paving bar red variegated-flashed, chamfered



SEMPIONE Paving bar red-brown, chamfered

Test criteria for Röben paving clinker	*ALTONA*	*SEMPIONE*		*SCHWABING*			*Required technical values inaccordance with EN 1344*
	blue-red, blue-brown variegated	*red-brown red-variegated-flashed*	*ancient Rome variegated*	*cream-white,*	*grey-shaded*	*black shaded, black-variegated-flashed,*	
Ceramic body density (kg/dm3)	*2,15*	*2,42*	*2,34*	*2,30*	*2,32*	*2,42*	*≥ 2,0*
Water absorption (M–%)	*6,0*	*0,8*	*3,0*	*0,7*	*0,8*	*0,9*	*≤ 6,0*
Stress load (N/mm2)	*83*	*177*	*83*	*157*	*160*	*153*	*≥ 80*
Subsurface abrasion (mm3)	*397*	*118*	*220*	*148*	*163*	*154*	*≤ 450*
Anti-slippage (SRT)	*56*	*62*	*62*	*66*	*64*	*63*	*≥ 55*
Frost reistance	*given*	*given*	*given*	*given*	*given*	*given*	*given*
The Röben paving clinkers meet the requirements of EN 1344 in categories R1, FP 100, T4, A3 and U3.							

Paving clinker and bars					*ALTONA*		*SEMPIONE*			*SCHWABING*			
	Format in mm approx.	*Approx. units./m²*	*Approx. units/ pallet*	*kg/unit*	*blue-red variegated, un-chamfered, kiln grading*	*blue-brown variegated-flashed, un-chamfered, kiln grading*	*red-brown chamfered*	*red-varie-gated-flashed, chamfered*	*ancient Rome varie-gated, un-chamfered*	*cream-white, cham-fered*	*grey-shaded, chamfered*	*black shaded, chamfered*	*black-variega-ted-flashed, chamfered*
Paving clinker	*200 x 100 x 52*	*48*	*512*	*2,25/2,40***	–	–	●	●	●	●	●	●	●
Paving clinker	*240 x 118 x 52*	*34*	*360/340**	*3,1*	●	●	●	●	–	–	–	–	–
Paving bars	*240 x 59 x 52*	*66*	*720*	*1,6*	–	–	●	●	–	–	–	–	–

** only red-blue and blue-brown*
*** weight for black-variegated and black shaded*

The Röben paving clinkers meet the requirements of EN 1344.

... MORE ON THE INTERNET

www.roeben.com

With the current edition of the "Brick House", you have received a first impression of the variety of Röben clay building materials. In addition to the Röben products already presented, the range also includes Poroton bricks for brick backing work, prefab parts for efficient construction and floor ceramics, from exclusive to those that can be included with the high-est requirements.

You will find more information on the Röben website, or simply get in touch with our representative or your builder's merchant.





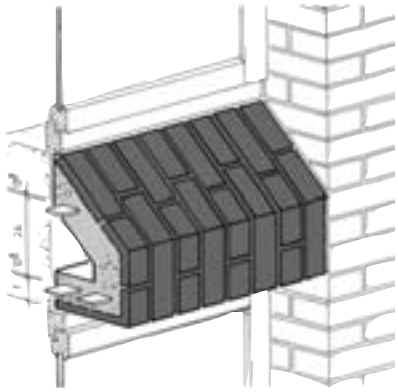







AROUND THE EXTERNAL BRICKWORK



Further details and views of the external bricks presented.

Formats
Moulded bricks
Masonry associations
Tips and tricks

THERMO-BRICKS

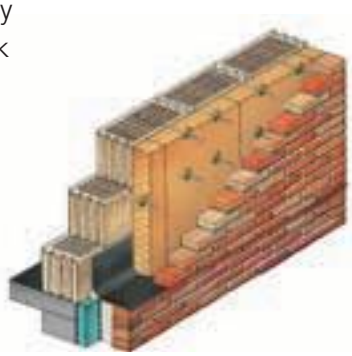

The house is perfectly insulated with a brick backing of Röben thermo bricks.

Formats
Examples of use
Expert knowledge

PREFAB PARTS



From prefabricated stairs to fit the brickwork, to supports with unusual dimensions and shapes.

Formats
Examples of use
Expert knowledge

FLOOR CERAMICS

From the exclusive floor ceramics to highstress, robust clinker paving. Once laid, Röben floor ceramics stay as beautiful as they were on the first day. Their frost and acid-resistance make them an all-round floor paving in industrial use, in supermarkets and car parks, and not least in residential applications.

Imprint

Publisher:
Röben Tonbaustoffe GmbH
D-26330 Zetel.

Concept and realisation:
EDDIKS & ONKEN
Advertising agency, Oldenburg.

Printing and processing:
Prull-Druck, Oldenburg.

© Copyright by
Röben Tonbaustoffe GmbH.

All rights reserved.

Colour abnormalities are the result of the printing process.

As at: March 2011



Röben Tonbaustoffe GmbH • Postfach 1209 • D-26330 Zetel
Telefon +49 44 52 8 80 • Fax +49 44 52 8 82 45 • www.roeben.com • info@roeben.com