


# FEAL



## TERMO 65 plus

PROZORI I VRATA  
*WINDOWS AND DOORS*

Knjiga B / *Book B*



SADRŽAJ  
CONTENT

06	VEZNI ELEMENTI	209.06.000
06	CONNECTION ELEMENTS	209.06.000
07	PVC ELEMENTI	209.07.000
07	PVC ELEMENTS	209.07.000
08	MEHANIZMI	209.08.000
08	MECHANISMS	209.08.000
09	BRTVE	209.09.000
09	GASKETS	209.09.000
10	DODACI	209.10.000
10	ACCESSORIES	209.10.000
11	OBRADA I MONTAŽA	209.11.000
11	PROCESSING AND MONTAGE	209.11.000
12	REZNE LISTE	209.12.000
12	CUTTING LISTS	209.12.000



# Vezni elementi

## Connection elements



Oznaka Code	Izgled-presjek View-cross section	Opis Description	Materijal Material	Napomena Remark
710.555	 <p>l=5.9mm</p>	<ul style="list-style-type: none"> <li>- Kutna spojnica za komoru 6.4x25.2</li> <li>- Za profil FT-1400F</li> <li>- Corner bracket for chamber 6.4x25.2</li> <li>- For profile FT-1400F</li> </ul>	Al.	
710.556	 <p>l=17.3mm</p>	<ul style="list-style-type: none"> <li>- Kutna spojnica za komoru 17.9x25.2</li> <li>- Za profil FT-1400F</li> <li>- Corner bracket for chamber 17.9x25.2</li> <li>- For profile FT-1400F</li> </ul>	Al.	
710.569	 <p>l=17.3mm</p> <p>M8x13</p>	<ul style="list-style-type: none"> <li>- Kutna spojnica za komoru 17.9x25.2</li> <li>- Za profil FT-1400F</li> <li>- Corner bracket for chamber 17.9x25.2</li> <li>- For profile FT-1400F</li> </ul>	Al.	
710.570	 <p>l=7mm</p>	<ul style="list-style-type: none"> <li>- Kutna spojnica za komoru 7.5x5</li> <li>- Za profile FT-1420F; FT-1430F</li> <li>- Corner brackets for chamber 7.5x5</li> <li>- For profiles FT-1420F; FT-1430F</li> </ul>	Al.	
710.571	 <p>l=24.1mm</p>	<ul style="list-style-type: none"> <li>- Kutna spojnica za komoru 24.7x15.2</li> <li>- Za profile FT-1420F; FT-1423F; FT-1428F</li> <li>- Corner bracket for chamber 24.7x15.2</li> <li>- For profiles FT-1420F; FT-1423F; FT-1428F</li> </ul>	Al.	
710.572	 <p>l=24.1mm</p> <p>M8x13</p>	<ul style="list-style-type: none"> <li>- Kutna spojnica za komoru 24.7x15.2</li> <li>- Za profile FT-1420F; FT-1423F; FT-1428F</li> <li>- Corner bracket for chamber 24.7x15.2</li> <li>- For profiles FT-1420F; FT-1423F; FT-1428F</li> </ul>	Al.	

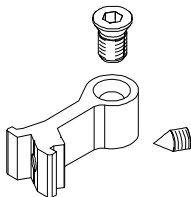
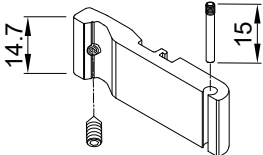
Oznaka Code	Izgled-presjek View-cross section	Opis Description	Materijal Material	Napomena Remark
710.576	<p>l=5.9mm</p> 	<ul style="list-style-type: none"> <li>- Kutna spojnica za komoru 6.4x15.2</li> <li>- Za profil FT-1401F</li> <li>- Corner bracket for chamber 6.4x15.2</li> <li>- For profile FT-1401F</li> </ul>	Al.	
710.577	<p>l=17.3mm</p> 	<ul style="list-style-type: none"> <li>- Kutna spojnica za komoru 17.9x15.2</li> <li>- Za profil FT-1401F</li> <li>- Corner bracket for chamber 17.9x15.2</li> <li>- For profile FT-1401F</li> </ul>	Al.	
710.578	<p>l=17.3mm</p>  <p>M8x13</p>	<ul style="list-style-type: none"> <li>- Kutna spojnica za komoru 17.9x15.2</li> <li>- Za profil FT-1401F</li> <li>- Corner bracket for chamber 17.9x15.2</li> <li>- For profile FT-1401F</li> </ul>	Al.	
710.409	<p>l=17.3mm</p> 	<ul style="list-style-type: none"> <li>- Kutna spojnica za komoru 17.9x35.2</li> <li>- Za profil FT-1402F</li> <li>- Corner bracket for chamber 17.9x35.2</li> <li>- For profile FT-1402F</li> </ul>	Al.	
710.579	<p>l=5.9mm</p> 	<ul style="list-style-type: none"> <li>- Kutna spojnica za komoru 6.4x35.2</li> <li>- Za profil FT-1402F</li> <li>- Corner bracket for chamber 6.4x35.2</li> <li>- For profile FT-1402F</li> </ul>	Al.	
710.580	<p>l=17.3mm</p>  <p>M8x13</p>	<ul style="list-style-type: none"> <li>- Kutna spojnica za komoru 17.9x35.2</li> <li>- Za profil FT-1402F</li> <li>- Corner bracket for chamber 17.9x35.2</li> <li>- For profile FT-1402F</li> </ul>	Al.	

Oznaka Code	Izgled-presjek View-cross section	Opis Description	Materijal Material	Napomena Remark
710.401	 <p>l=6.6mm</p>	<ul style="list-style-type: none"> <li>- Kutna spojnica za komoru 7.45x35.2</li> <li>- Za profil FT-1422F</li> <li>- Corner bracket for chamber 7.45x35.2</li> <li>- For profile FT-1422F</li> </ul>	Al.	
710.581	 <p>l=24.1mm</p>	<ul style="list-style-type: none"> <li>- Kutna spojnica za komoru 24.65x46.5</li> <li>- Za profil FT-1422F; FT-1425F</li> <li>- Corner bracket for chamber 24.65x46.5</li> <li>- For profile FT-1422F; FT-1425F</li> </ul>	Al.	
710.582	 <p>l=24.1mm</p> <p>M8x13</p>	<ul style="list-style-type: none"> <li>- Kutna spojnica za komoru 24.65x46.5</li> <li>- Za profil FT-1422F; FT-1425F</li> <li>- Corner bracket for chamber 24.65x46.5</li> <li>- For profile FT-1422F; FT-1425F</li> </ul>	Al.	
710.157	 <p>l=6.8mm</p>	<ul style="list-style-type: none"> <li>- Kutna spojnica za komoru 7.45x25.2</li> <li>- Za profile FT-1421F; FT-1427F; FT-1431F</li> <li>- Corner bracket for chamber 7.45x25.2</li> <li>- For profiles FT-1421F; FT-1427F; FT-1431F</li> </ul>	Al.	
710.586	 <p>l=24.1mm</p>	<ul style="list-style-type: none"> <li>- Kutna spojnica za komoru 24.65x35.2</li> <li>- Za profile FT-1421F; FT-1424F; FT-1427F</li> <li>- Corner bracket for chamber 24.65x35.2</li> <li>- For profiles FT-1421F; FT-1424F; FT-1427F</li> </ul>	Al.	
710.587	 <p>l=24.1mm</p> <p>M8x13</p>	<ul style="list-style-type: none"> <li>- Kutna spojnica za komoru 24.65x35.2</li> <li>- Za profile FT-1421F; FT-1424F; FT-1427F</li> <li>- Corner bracket for chamber 24.65x35.2</li> <li>- For profiles FT-1421F; FT-1424F; FT-1427F</li> </ul>	Al.	

Oznaka Code	Izgled-presjek View-cross section	Opis Description	Materijal Material	Napomena Remark
710.588	<p>l=24.1mm</p> 	<ul style="list-style-type: none"> <li>- Kutna spojnica za komoru 24.65x8.5</li> <li>- Za profile FT-1430F; FT-1432F; FT-1434F</li> <li>- Corner bracket for chamber 24.65x8.5</li> <li>- For profiles FT-1430F; FT-1432F; FT-1434F</li> </ul>	Al.	
710.589	<p>l=24.1mm</p>  <p>M8x10</p>	<ul style="list-style-type: none"> <li>- Kutna spojnica za komoru 24.65x8.5</li> <li>- Za profile FT-1430F; FT-1432F; FT-1434F</li> <li>- Corner bracket for chamber 24.65x8.5</li> <li>- For profiles FT-1430F; FT-1432F; FT-1434F</li> </ul>	Al.	
710.590	<p>l=24.1mm</p> 	<ul style="list-style-type: none"> <li>- Kutna spojnica za komoru 24.65x25.2</li> <li>- Za profile FT-1431F; FT-1433F</li> <li>- Corner bracket for chamber 24.65x25.2</li> <li>- For profiles FT-1431F; FT-1433F</li> </ul>	Al.	
710.591	<p>l=24.1mm</p>  <p>M8x13</p>	<ul style="list-style-type: none"> <li>- Kutna spojnica za komoru 24.65x25.2</li> <li>- Za profile FT-1431F; FT-1433F</li> <li>- Corner bracket for chamber 24.65x25.2</li> <li>- For profiles FT-1431F; FT-1433F</li> </ul>	Al.	
710.592	<p>l=17.3mm</p> 	<ul style="list-style-type: none"> <li>- Kutna spojnica za komoru 17.9x16.5</li> <li>- Za profil FT-1403F</li> <li>- Corner bracket for chamber 17.9x16.5</li> <li>- For profil FT-1403F</li> </ul>	Al.	
710.593	<p>l=17.3mm</p>  <p>M8x13</p>	<ul style="list-style-type: none"> <li>- Kutna spojnica za komoru 17.9x16.5</li> <li>- Za profil FT-1403F</li> <li>- Corner bracket for chamber 17.9x16.5</li> <li>- For profil FT-1403F</li> </ul>	Al.	

Oznaka Code	Izgled-presjek View-cross section	Opis Description	Materijal Material	Napomena Remark
725.032	<p>l=6mm</p> 	<ul style="list-style-type: none"> <li>- Kutna spojnica za komoru 6.4x16.5</li> <li>- Za profil FT-1403F</li> <li>- Corner bracket for chamber 6.4x16.5</li> <li>- For profil FT-1403F</li> </ul>	Al.	
710.594	<p>l=7.8mm</p> 	<ul style="list-style-type: none"> <li>- Kutna spojnica za komoru 8.3x35.2</li> <li>- Za profil FT-1426F</li> <li>- Corner bracket for chamber 8.3x35.2</li> <li>- For profil FT-1426F</li> </ul>	Al.	
710.595	<p>l=27.2mm</p> 	<ul style="list-style-type: none"> <li>- Kutna spojnica za komoru 27.8x25.2</li> <li>- Za profil FT-1426F</li> <li>- Corner bracket for chamber 27.8x25.2</li> <li>- For profil FT-1426F</li> </ul>	Al.	
710.596	<p>l=27.2mm</p>  <p>M8x13</p>	<ul style="list-style-type: none"> <li>- Kutna spojnica za komoru 27.8x25.2</li> <li>- Za profil FT-1426F</li> <li>- Corner bracket for chamber 27.8x25.2</li> <li>- For profil FT-1426F</li> </ul>	Al.	
710.129	<p>l=6.8mm</p> 	<ul style="list-style-type: none"> <li>- Kutna spojnica za komoru 7.45x19.1</li> <li>- Za profile: FT-1424F; FT-1433F</li> <li>- Corner bracket for chamber 7.45x19.1</li> <li>- For profiles: FT-1424F; FT-1433F</li> </ul>	Al.	
710.216	<p>l=7.1mm</p> 	<ul style="list-style-type: none"> <li>- Kutna spojnica za komoru 7.45x30</li> <li>- Za profil FT-1425F</li> <li>- Corner bracket for chamber 7.45x30</li> <li>- For profil FT-1425F</li> </ul>	Al.	

Oznaka Code	Izgled-presjek View-cross section	Opis Description	Materijal Material	Napomena Remark
710.436	 <p>I=17.3mm</p>	<ul style="list-style-type: none"> <li>- Kutna spojnica</li> <li>- Za profil: FT-0293F</li> <li>- Corner bracket</li> <li>- For profil: FT-0293F</li> </ul>	Al.	
725.121	 <p>I=8.5mm</p>	<ul style="list-style-type: none"> <li>- Kutna spojnica</li> <li>- Za profil: FT-0293F</li> <li>- Corner bracket</li> <li>- For profil: FT-0293F</li> </ul>	Al.	
731.010		<ul style="list-style-type: none"> <li>- Kutna spojnica za komoru 1.6x19.1</li> <li>- Za profile krila</li> <li>- Corner bracket for chamber 1.6x19.1</li> <li>- For sash profiles</li> </ul>	Al.	
730.004		<ul style="list-style-type: none"> <li>- Kutna spojnica za komoru 7.2x27.5</li> <li>- Za profile krila: FT-1423F; FT-1424F; FT-1425F; FT-1432F; FT-1433F</li> <li>- Corner bracket for chamber 7.2x27.5</li> <li>- For sash profiles: FT-1423F; FT-1424F; FT-1425F; FT-1432F; FT-1433F</li> </ul>	Al.	
730.001		<ul style="list-style-type: none"> <li>- Pomoćna kutna spojnica za komoru 2x4.8</li> <li>- Za profile krila i rama</li> <li>- Corner auxiliary bracket for chamber 2x4.8</li> <li>- For sash and frame profiles</li> </ul>	Inox	
730.002		<ul style="list-style-type: none"> <li>- Pomoćna kutna spojnica za komoru 2x4.8</li> <li>- Za profile rama</li> <li>- Corner bracket for chamber 2x4.8</li> <li>- For frame profiles</li> </ul>	Inox	

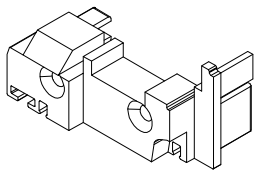
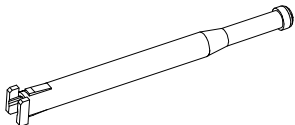
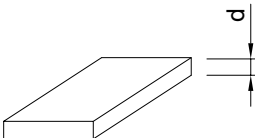
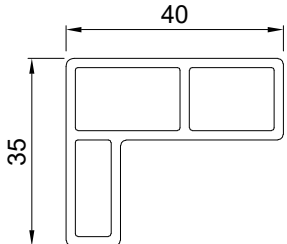
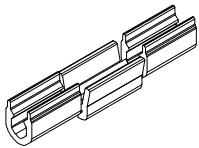
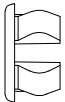
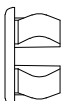
Oznaka Code	Izgled-presjek View-cross section	Opis Description	Materijal Material	Napomena Remark
710.066	 <p>M8x13 M6x10</p>	<ul style="list-style-type: none"> <li>- Veznik (l=14.7mm)</li> <li>- Connector (l=14.7mm)</li> </ul>	Al.	
710.585	 <p>14.7</p> <p>15</p>	<ul style="list-style-type: none"> <li>- Dodatni veznik (l=14.7mm)</li> <li>- Za profile rama i prečke</li> <li>- Additional connector (l=14.7mm)</li> <li>- For frame and crossbar profiles</li> </ul>	Al.	



**PVC elementi**  
PVC elements

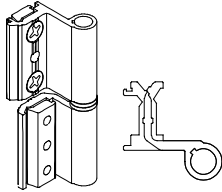
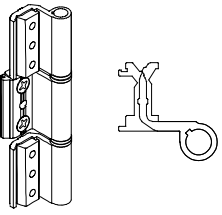
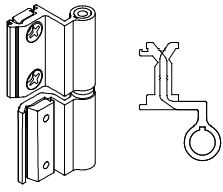
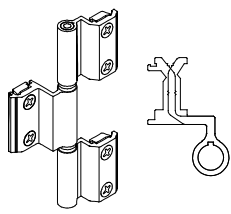
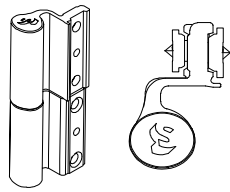
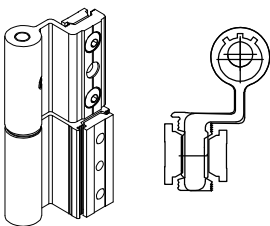


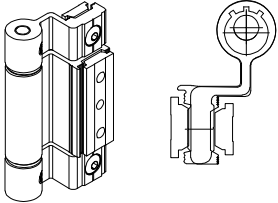
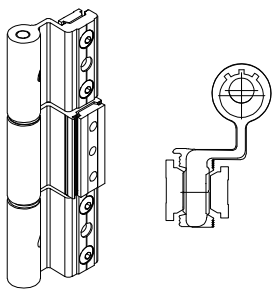
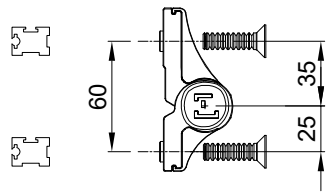
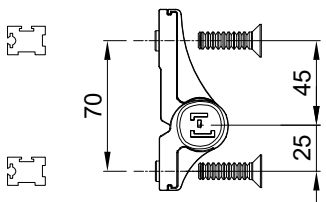
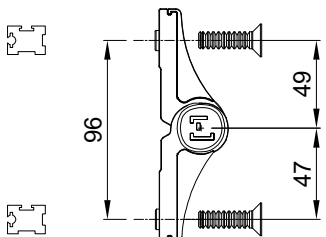
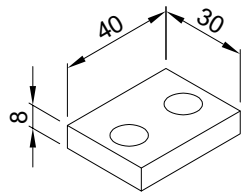
Oznaka Code	Izgled-presjek View-cross section	Opis Description	Materijal Material	Napomena Remark
<b>370.070.01 03</b>		<ul style="list-style-type: none"> <li>- Maska sa klapnom za drenažni otvor</li> <li>- Oznaka proizvođača Master: 2145</li> <li>- Boje: 01- bijela; 03- crna</li> <li>- Drainage slot mask with a flap</li> <li>- Manufacturer code Master: 2145</li> <li>- Color: 01- white; 03- black</li> </ul>	PVC	
<b>373.003.01 02 03</b>		<ul style="list-style-type: none"> <li>- Maska za drenažni otvor</li> <li>- Boje: 01- bijela; 02-siva; 03- crna</li> <li>- Drainage slot mask</li> <li>- Color: 01- white; 02- gray; 03- black</li> </ul>	PVC	
<b>373.002</b>		<ul style="list-style-type: none"> <li>- Umetak za profil okapnice Z40-657</li> <li>- End insert for drip cap profile Z40-657</li> </ul>	PVC	
<b>373.055</b>		<ul style="list-style-type: none"> <li>- Umetak za profil okapnice F-1567</li> <li>- End insert for drip cap profile F-1567</li> </ul>	PVC	
<b>363.085</b>		<ul style="list-style-type: none"> <li>- Umetak za profil okapnice F-1780</li> <li>- End insert for drip cap profile F-1780</li> </ul>	Tvrda guma Hard rubber	
<b>363.082</b>		<ul style="list-style-type: none"> <li>- Umetak profila za okretanje FT-1450F</li> <li>- otvaranje unutra</li> <li>- End insert for flaying mullion profile FT-1450F</li> <li>- inwards opening</li> </ul>	Tvrda guma Hard rubber	
<b>363.083</b>		<ul style="list-style-type: none"> <li>- Umetak profila za okretanje FT-1451F (žlijeb 16/9 (Pvc))</li> <li>- otvaranje unutra</li> <li>- End insert for flaying mullion profile FT-1451F (groove 16/9 (Pvc))</li> <li>- inwards opening</li> </ul>	Tvrda guma Hard rubber	

Oznaka Code	Izgled-presjek View-cross section	Opis Description	Materijal Material	Napomena Remark
363.086		- Umetak za profil FT-0288F (Termo 65 plus) - End insert for profile FT-0288F (Termo 65 plus)	Tvrda guma Hard rubber	
360.009		-Sustav odvodnje kapljevina Monodrain -Drainage system Monodrain		
370.000 370.001 370.002		- Podmetači za staklo - Glazing packers  d=3 mm.....370.000 d=5 mm.....370.001 d=7mm.....370.002  (L x H = 18 x 27 mm)	PVC	
374.037		- PVC profil za ugradnju - PVC profile for installation	Tvrđi PVC Hard PVC	80 ShD
375.048		-Umetak -Insert	PVC	
370.023		-PVC čep za maskiranje rupe Ø10 mm -PVC cap for drilled hole Ø10 mm	PVC	
370.024		-PVC čep za maskiranje rupe Ø12 mm -PVC cap for drilled hole Ø12 mm	PVC	

# Mehanizmi Mechanisms



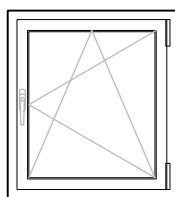
Oznaka Code	Izgled-presjek View-cross section	Opis Description	Materijal Material	Napomena Remark
111.001.01 02 03		<ul style="list-style-type: none"> <li>- Dvodijelna šarka EURO ŽLIJEB</li> <li>- Boje: 01- bijela; 02 - siva;03 - crna</li> <li>- Two-part hinge EURO GROOVE</li> <li>- Color: 01- white; 02 - gray;03 - black</li> </ul>		
111.002.01 02 03		<ul style="list-style-type: none"> <li>- Trodjelna šarka EURO ŽLIJEB</li> <li>- Boje: 01- bijela; 02 - siva;03 - crna</li> <li>- Three-part hinge EURO GROOVE</li> <li>- Color: 01- white; 02 - gray;03 - black</li> </ul>		
111.003.01 02 03		<ul style="list-style-type: none"> <li>- Dvodijelna šarka-vani EURO ŽLIJEB</li> <li>- Boje: 01- bijela; 02 - siva;03 - crna</li> <li>- Two-part hinge-outside EURO GROOVE</li> <li>- Color: 01- white; 02 - gray;03 - black</li> </ul>		
111.004.01 02 03		<ul style="list-style-type: none"> <li>- Trodjelna šarka-vani EURO ŽLIJEB</li> <li>- Boje: 01- bijela; 02 - siva;03 - crna</li> <li>- Three-part hinge-outside EURO GROOVE</li> <li>- Color: 01- white; 02 - gray;03 - black</li> </ul>		
114.001.01 02 03		<ul style="list-style-type: none"> <li>- Dvodijelna šarka-EURO ŽLIJEB</li> <li>- Oznaka proizvođača Stublina: 2006.00.310 -bijela 315 -siva 313 -crna</li> <li>- Boje: 01- bijela; 02 - siva;03 - crna</li> <li>- Two-part hinge-EURO GROOVE</li> <li>- Manufacturer code Stublina: 2006.00.310 -white 315 -gray 313 -black</li> <li>- Color: 01- white; 02 - gray;03 - black</li> </ul>		
114.004.01 02 03		<ul style="list-style-type: none"> <li>- Dvodijelna šarka-EURO ŽLIJEB</li> <li>- Oznaka proizvođača Stublina: 2024.00.310 -bijela 315 -siva 313 -crna</li> <li>- Boje: 01- bijela; 02 - siva;03 - crna</li> <li>- Two-part hinge-EURO GROOVE</li> <li>- Manufacturer code Stublina: 2024.00.310 -white 315 -gray 313 -black</li> <li>- Color: 01- white; 02 - gray;03 - black</li> </ul>		

Oznaka Code	Izgled-presjek View-cross section	Opis Description	Materijal Material	Napomena Remark
114.005.01 02 03		<ul style="list-style-type: none"> <li>- Trodijelna šarka-EURO ŽLIJEB</li> <li>- Oznaka proizvođača Stublina: 2129.00.310 -bijela 315 -siva 313 -crna</li> <li>- Boje: 01- bijela; 02 - siva;03 - crna</li> <li>- Three-part hinge-EURO GROOVE</li> <li>- Manufacturer code Stublina: 2129.00.310 -white 315 -gray 313 -black</li> <li>- Color: 01- white; 02 - gray;03 - black</li> </ul>		
114.006.01 02 03		<ul style="list-style-type: none"> <li>- Trodijelna šarka-EURO ŽLIJEB</li> <li>- Oznaka proizvođača Stublina: 2124.00.310 -bijela 315 -siva 313 -crna</li> <li>- Boje: 01- bijela; 02 - siva;03 - crna</li> <li>- Three-part hinge-EURO GROOVE</li> <li>- Manufacturer code Stublina: 2124.00.310 -white 315 -gray 313 -black</li> <li>- Color: 01- white; 02 - gray;03 - black</li> </ul>		
113.008.01 02 03		<ul style="list-style-type: none"> <li>- Dvodijelna šarka OSNO 60</li> <li>- Oznaka proizvođača ALU-B: Max3D 60</li> <li>- Boje: 01- bijela; 02 - siva;03 - crna</li> <li>- Two-part hinge OSNO 60</li> <li>- Manufacturer code ALU-B: Max3D 70</li> <li>- Color: 01- white; 02 - gray;03 - black</li> </ul>	Al. Čelik Steel	
113.009.01 02 03		<ul style="list-style-type: none"> <li>- Dvodijelna šarka OSNO 70</li> <li>- Oznaka proizvođača ALU-B: Max3D 70</li> <li>- Boje: 01- bijela; 02 - siva;03 - crna</li> <li>- Two-part hinge OSNO 70</li> <li>- Manufacturer code ALU-B: Max3D 70</li> <li>- Color: 01- white; 02 - gray;03 - black</li> </ul>	Al. Čelik Steel	
113.011.01 02 03		<ul style="list-style-type: none"> <li>- Dvodijelna šarka OSNO 96</li> <li>- Oznaka proizvođača ALU-B: Max3D 96</li> <li>- Boje: 01- bijela; 02 - siva;03 - crna</li> <li>- Two-part hinge OSNO 96</li> <li>- Manufacturer code ALU-B: Max3D 96</li> <li>- Color: 01- white; 02 - gray;03 - black</li> </ul>	Al. Čelik Steel	
113.016.01 02 03		<ul style="list-style-type: none"> <li>- Podložna pločica d=8mm</li> <li>- Oznaka proizvođača ALU-B: 02108</li> <li>- Boje: 01- bijela; 02 - siva;03 - crna</li> <li>- Washer plate d=8mm</li> <li>- Manufacturer code ALU-B: 02108</li> <li>- Color: 01- white; 02 - gray;03 - black</li> </ul>	Al.	

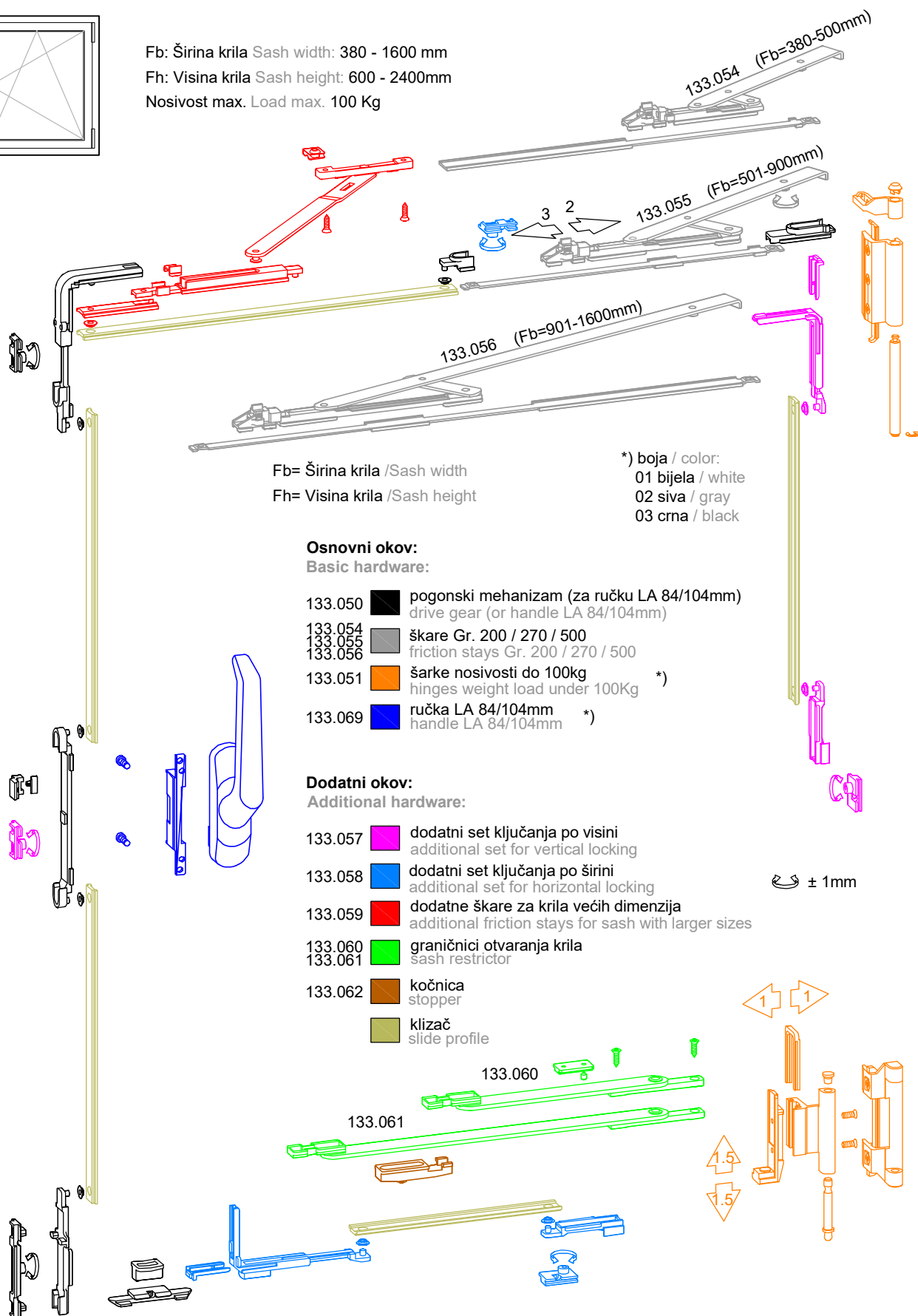
Oznaka Code	Izgled-presjek View-cross section	Opis Description	Materijal Material	Napomena Remark
113.012		<ul style="list-style-type: none"> <li>- Set za TERMO 65</li> <li>- Set za dvodijelnu šarku (Max3D xx)</li> <li>- Set for TERMO 65</li> <li>- Set for two-part hinge (Max3D xx)</li> </ul>		
113.013		<ul style="list-style-type: none"> <li>- Set za TERMO 50</li> <li>- Set za dvodijelnu šarku (Max3D xx)</li> <li>- Set for TERMO 50</li> <li>- Set for two-part hinge (Max3D xx)</li> </ul>		



#### AL 2000 OTKLOPNO-ZAOKRETNI MEHANIZAM - EUGEN NOTTER AL 2000 TILT-TURN MECHANISM - EUGEN NOTTER



Fb: Širina krila Sash width: 380 - 1600 mm  
Fh: Visina krila Sash height: 600 - 2400mm  
Nosivost max. Load max. 100 Kg



Fb= Širina krila /Sash width  
Fh= Visina krila /Sash height

\*) boja / color:  
01 bijela / white  
02 siva / gray  
03 crna / black

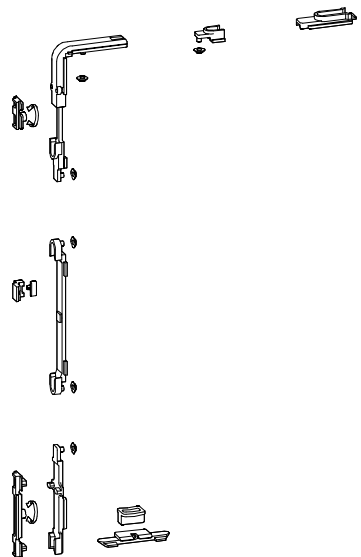
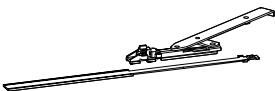
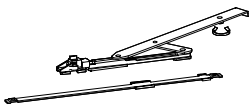
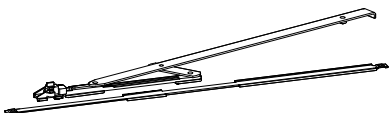
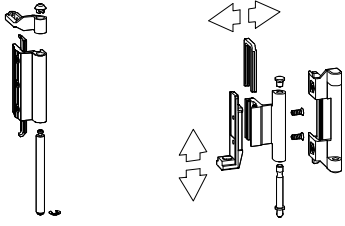
#### Osnovni okov: Basic hardware:

- 133.050 pogonski mehanizam (za ručku LA 84/104mm)  
drive gear (or handle LA 84/104mm)
- 133.054 škare Gr. 200 / 270 / 500
- 133.055 škare Gr. 200 / 270 / 500
- 133.056 škare Gr. 200 / 270 / 500
- 133.051 šarke nosivosti do 100kg \*)  
hinges weight load under 100Kg \*)
- 133.069 ručka LA 84/104mm \*)  
handle LA 84/104mm \*)

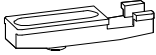
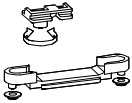
#### Dodatni okov: Additional hardware:

- 133.057 dodatni set ključanja po visini  
additional set for vertical locking
- 133.058 dodatni set ključanja po širini  
additional set for horizontal locking
- 133.059 dodatne škare za krila većih dimenzija  
additional friction stays for sash with larger sizes
- 133.060 graničnici otvaranja krila  
sash restrictor
- 133.061 graničnici otvaranja krila  
sash restrictor
- 133.062 kočnica  
stopper
- klizač  
slide profile

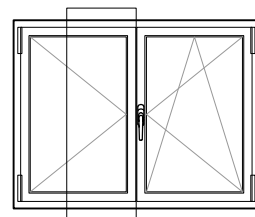
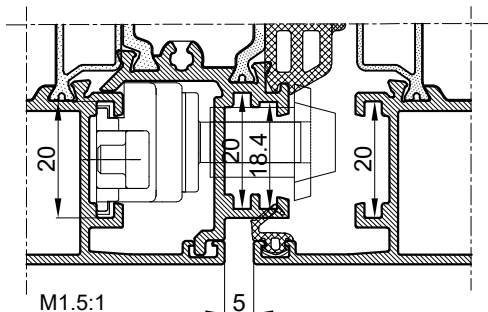
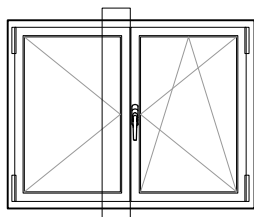
± 1mm

Oznaka Code	Izgled-presjek View-cross section	Opis Description	Materijal Material	Napomena Remark
133.050		<ul style="list-style-type: none"> <li>- Pogonski mehanizam Eugen Notter (AL 2000), za ručku (LA 84/104mm)</li> <li>- Oznaka proizvođača Notter: 225 403 00</li> <li>- Drive gear Eugen Notter (AL 2000), for handle (LA 84/104mm)</li> <li>- Manufacturer code Notter: 225 403 00</li> </ul>		
133.054		<ul style="list-style-type: none"> <li>- Škare Gr.200 za širinu krila: Fb= 380mm - 500mm</li> <li>- Oznaka proizvođača Notter: 222 050 00</li> <li>- Friction stays Gr.200 for sash width: Fb= 380mm - 500mm</li> <li>- Manufacturer code Notter: 222 050 00</li> </ul>		
133.055		<ul style="list-style-type: none"> <li>- Škare Gr.270 za širinu krila: Fb= 501mm - 900mm</li> <li>- Oznaka proizvođača Notter: 222 052 00</li> <li>- Friction stays Gr.270 for sash width: Fb= 501mm - 900mm</li> <li>- Manufacturer code Notter: 222 052 00</li> </ul>		
133.056		<ul style="list-style-type: none"> <li>- Škare Gr.500 za širinu krila: Fb= 901mm - 1600mm</li> <li>- Oznaka proizvođača Notter: 222 055 00</li> <li>- Friction stays Gr.500 for sash width: Fb= 901mm - 1600mm</li> <li>- Manufacturer code Notter: 222 055 00</li> </ul>		
133.051.01 02 03		<ul style="list-style-type: none"> <li>- Šarke nosivosti do 100 kg</li> <li>- Oznaka proizvođača Notter: 263 415 03 - bijela 263 415 06 - siva 263 415 05 - crna</li> <li>- Boje: 01- bijela; 02 - siva;03 - crna</li> <li>- Hinges weight load under 100 kg</li> <li>- Manufacturer code Notter: 263 415 03 - white 263 415 06 - gray 263 415 05 - black</li> <li>- Color: 01- white; 02 - gray;03 - black</li> </ul>		

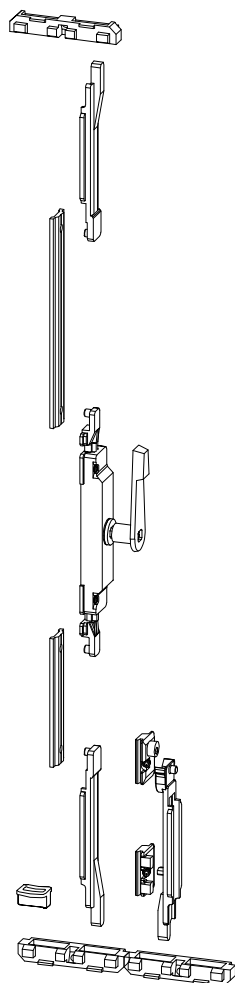
Oznaka Code	Izgled-presjek View-cross section	Opis Description	Materijal Material	Napomena Remark
133.069.01 02 03		<ul style="list-style-type: none"> <li>- Ručka; (LA 84/104mm)</li> <li>- Oznaka proizvođača Notter: 080 351 03 - bijela 080 351 06 - siva 080 351 05 - crna</li> <li>- Boje: 01- bijela; 02 - siva;03 - crna</li> <li>- Handle; (LA 84/104mm)</li> <li>- Manufacturer code Notter: 080 351 03 - white 080 351 06 - gray 080 351 05 - black</li> <li>- Color: 01- white; 02 - gray;03 - black</li> </ul>		
133.057		<ul style="list-style-type: none"> <li>- Dodatni set ključanja po visini</li> <li>- Oznaka proizvođača Notter: 025 075 00</li> <li>- Additional set for vertical locking</li> <li>- Manufacturer code Notter: 025 075 00</li> </ul>		
133.058		<ul style="list-style-type: none"> <li>- Dodatni set ključanja po širini</li> <li>- Oznaka proizvođača Notter: 025 078 00</li> <li>- Additional set for horizontal locking</li> <li>- Manufacturer code Notter: 025 078 00</li> </ul>		
133.059		<ul style="list-style-type: none"> <li>- Dodatne škare za krila većih dimenzija širina krila: Fb= 1300mm - 1600mm</li> <li>- Oznaka proizvođača Notter: 034 111 00</li> <li>- Additional friction stays for sash with larger sizes sash width: Fb= 1300mm - 1600mm</li> <li>- Manufacturer code Notter: 034 111 00</li> </ul>		
133.060		<ul style="list-style-type: none"> <li>- Graničnik otvaranja krila za širinu krila: 450mm - 900mm</li> <li>- Oznaka proizvođača Notter: 080 092 00</li> <li>- Window restrictor for sash width: Fb= 450mm - 900mm</li> <li>- Manufacturer code Notter: 080 092 00</li> </ul>		
133.061		<ul style="list-style-type: none"> <li>- Graničnik otvaranja krila za širinu krila: 901mm - 1600mm</li> <li>- Oznaka proizvođača Notter: 080 093 00</li> <li>- Window restrictor for sash width: Fb= 901mm - 1600mm</li> <li>- Manufacturer code Notter: 080 093 00</li> </ul>		

Oznaka Code	Izgled-presjek View-cross section	Opis Description	Materijal Material	Napomena Remark
133.062		<ul style="list-style-type: none"> <li>- Kočnica</li> <li>- Oznaka proizvođača Notter: 080 099 00</li> <li>- Stopper</li> <li>- Manufacturer code Notter: 080 099 00</li> </ul>		
133.072		<ul style="list-style-type: none"> <li>- Dodatno ključanje po širini i visini</li> <li>- Oznaka proizvođača Notter: 025 143 00</li> <li>- Additional horizontal and vertical locking</li> <li>- Manufacturer code Notter: 025 143 00</li> </ul>		

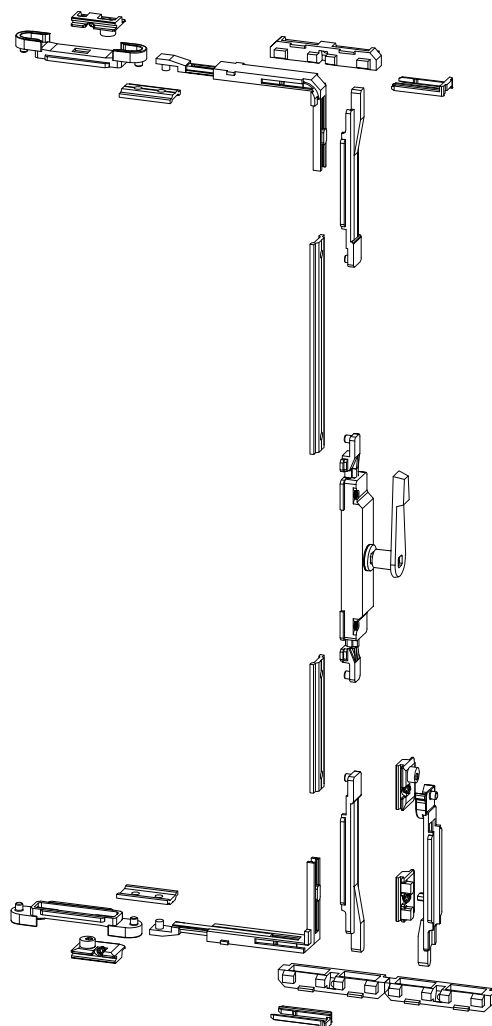
AL 2000 OKOV ZA FIKSIRANJE POMOĆNOG KRILA - EUGEN NOTTER  
AL 2000 LOCKING MECHANISM FOR AUXILIARY SASH - EUGEN NOTTER

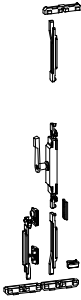
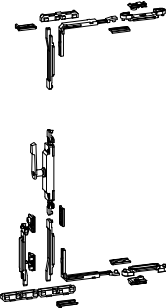
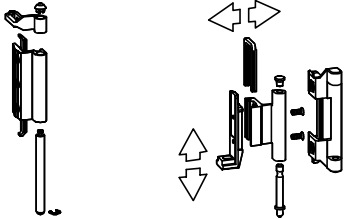
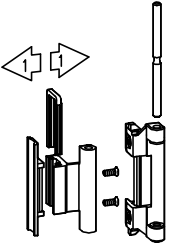
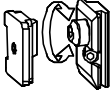
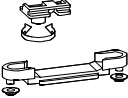


- **133.081** Okov za fiksiranje pomoćnog krila u dvije točke (montiranje okova u krilo)
- Oznaka proizvođača Notter: 025 601 00
- **133.081** Locking mechanism for auxiliary sash in two points (mechanism in the sash)
- Manufacturer code Notter: 025 601 00

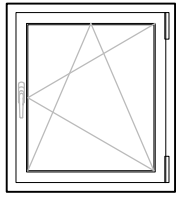


- **133.068** Okov za fiksiranje pomoćnog krila u više točaka; (montiranje okova u krilo)
- Oznaka proizvođača Notter: 025 602 00
- **133.068** Locking mechanism for auxiliary sash - multiple points ; (mechanism in the sash)
- Manufacturer code Notter: 025 602 00

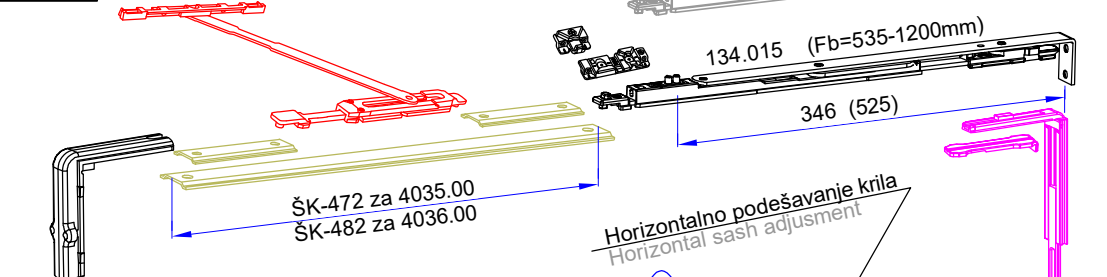

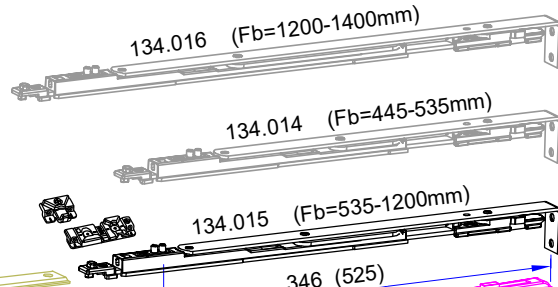


Oznaka Code	Izgled-presjek View-cross section	Opis Description	Materijal Material	Napomena Remark
133.081		<ul style="list-style-type: none"> <li>- Okov za fiksiranje pomoćnog krila u dvije točke (montiranje okova u krilo)</li> <li>- Oznaka proizvođača Notter: 025 601 00</li> <li>- Locking mechanism for auxiliary sash in two points (mechanism in the sash)</li> <li>- Manufacturer code Notter: 025 601 00</li> </ul>		
133.068		<ul style="list-style-type: none"> <li>- Okov za fiksiranje pomoćnog krila u više točaka; (montiranje okova u krilo)</li> <li>- Oznaka proizvođača Notter: 025 602 00</li> <li>- Locking mechanism for auxiliary sash - multiple points ; (mechanism in the sash)</li> <li>- Manufacturer code Notter: 025 602 00</li> </ul>		
133.051.01 02 03		<ul style="list-style-type: none"> <li>- Šarke nosivosti do 100 kg</li> <li>- Oznaka proizvođača Notter: 263 415 03 - bijela 263 415 06 - siva 263 415 05 - crna</li> <li>- Boje: 01- bijela; 02 - siva;03 - crna</li> <li>- Hinges weight load under 100 kg</li> <li>- Manufacturer code Notter: 263 415 03 - white 263 415 06 - gray 263 415 05 - black</li> <li>- Color: 01- white; 02 - gray;03 - black</li> </ul>		
133.066.01 02 03		<ul style="list-style-type: none"> <li>- Dodatna šarka pomoćnog krila ( do 100 kg )</li> <li>- Oznaka proizvođača Notter: 263 206 03 - bijela 263 206 06 - siva 263 206 05 - crna</li> <li>- Boje: 01- bijela; 02 - siva;03 - crna</li> <li>- Additional hinge auxiliary sash (under 100 kg)</li> <li>- Manufacturer code Notter: 263 206 03 - white 263 206 06 - gray 263 206 05 - black</li> <li>- Color: 01- white; 02 - gray;03 - black</li> </ul>		
133.067		<ul style="list-style-type: none"> <li>- Dodatno (pasivno) ključanje</li> <li>- Oznaka proizvođača Notter: 025 771 00</li> <li>- Additional (passive) locking</li> <li>- Manufacturer code Notter: 025 771 00</li> </ul>		
133.072		<ul style="list-style-type: none"> <li>- Dodatno ključanje po širini i visini</li> <li>- Oznaka proizvođača Notter: 025 143 00</li> <li>- Additional horizontal and vertical locking</li> <li>- Manufacturer code Notter: 025 143 00</li> </ul>		

#### OTKLOPNO-ZAOKRETNI MEHANIZAM - STUBLINA (art.4135.00) TILT-TURN MECHANISM - STUBLINA (art.4135.00)



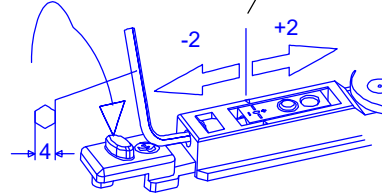
G=80kg  
7 točaka ključanja  
7 locking points  
Nosivost max. 100 Kg / 130 Kg  
Load max. 100 Kg / 130 Kg  
Fb= Širina krila /Sash width



ŠK-472 za 4035.00  
ŠK-482 za 4036.00

Horizontalno podešavanje krila  
Horizontal sash adjustment

\*) boja / color:  
01 bijela / white  
02 siva / gray  
03 crna / black



#### Osnovni okvir: Basic hardware:

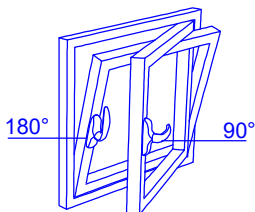
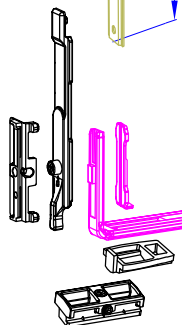
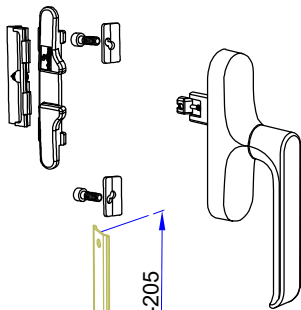
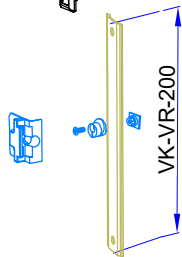
- 134.026 osnovni set: pogonski mehanizam sa ravnom ručkom, škarama (134.015) i šarkama. \*)  
basic set: drive gear with flat handle, friction stays (134.015) and hinges
- 134.014 škarice 134.014 / 134.016 \*\*)
- 134.016 škarice 134.014 / 134.016 \*\*)

#### \*\*\*) Napomena / Remark:

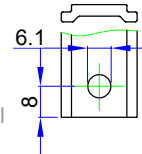
- Škarice 134.015 (za širinu krila Fb=535-1200mm) se nalaze u osnovnom setu (134.000). Škarice za veće ili manje širine krila od 535-1200mm se posebno biraju
- Friction stays 134.015 (for sash width Fb=535-1200mm) are in the basic set (134.000). Friction stays for larger or smaller widths from 535-1200mm are specially selected

#### Dodatni okvir: Additional hardware:

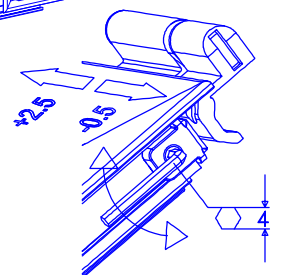
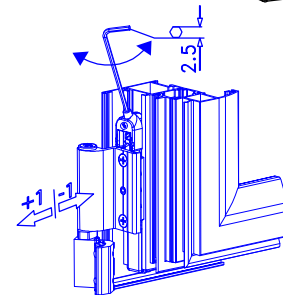
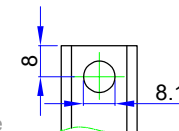
- 134.002 dodatni set ključanja po širini i visini  
additional set for horizontal and vertical locking
- 134.003 dodatne škarice za krila većih dimenzija  
additional friction stays for sash with larger sizes
- 134.004 dodatno ključanje  
additional locking
- 134.005 dodatno ključanje  
additional locking
- 134.024 dodatni umetak gornje šarke za nosivost do 130kg  
additional upper hinge insert for weight load up to 130kg
- klizač  
slide profile

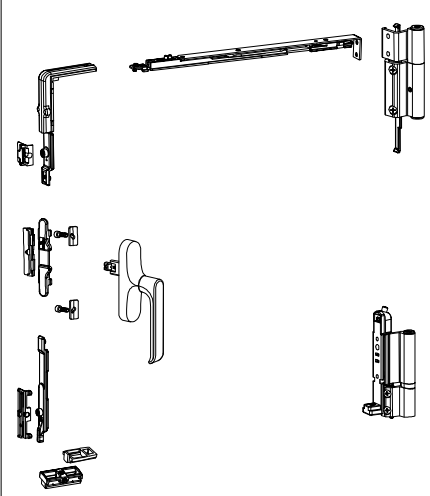
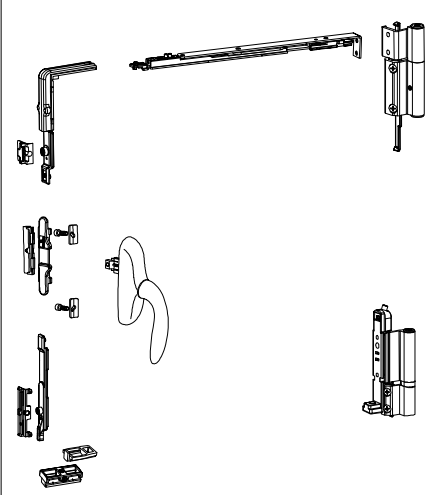
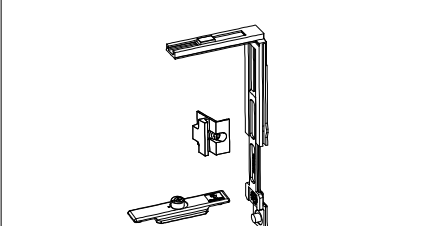
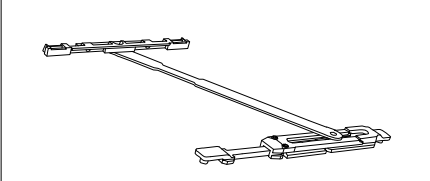


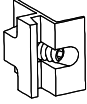

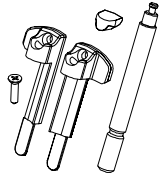
Na krajevima pogonskih letvih izbušiti otvore po dimenzijama prema detalju:  
On the ends of driving rails drill holes according to the detail dimensions:



Ako se koriste adapteri na krajevima pogonskih letvi izbušiti otvore po dimenzijama prema detalju:  
If the adaptors are used, on the ends of driving rails drill holes according to the detail dimensions:



Oznaka Code	Izgled-presjek View-cross section	Opis Description	Materijal Material	Napomena Remark
134.026.01 02 03		<ul style="list-style-type: none"> <li>- Osnovni set: Otklopno-zaokretni mehanizam</li> <li>- Oznaka proizvođača Stublina: <b>4135.00</b></li> <li>- Boje: 01- bijela; 02 - siva;03 - crna</li> <li>- Škare (134.015) za širinu krila od 535-1200 mm (<b>ručka ravna</b>; donja šarka ima podešavanje u dvije osi)</li> <li>- Basic set: Tilt and turn mechanism -(dry kip)</li> <li>- Manufacturer code Stublina: <b>4135.00</b></li> <li>- Color: 01- white; 02 - gray;03 - black</li> <li>- Friction stays (134.015) for sash width from 535 to 1200 mm. (<b>flat handle</b>; lower hinge has two-axial adjustment)</li> </ul>		<p>Razlika između ova dva navedena osnovna seta je samo u ručki. 134.026 - osnovni set sa ravnom ručkom; 134.025 - osnovni set sa zaobljenom ručkom. Difference between these two basic sets is only in the handle. 134.026 - basic set with flat handle; 134.025 - basic set with rounded handle.</p>
134.025.01 02 03		<ul style="list-style-type: none"> <li>- Osnovni set: Otklopno-zaokretni mehanizam</li> <li>- Oznaka proizvođača Stublina: <b>4035.00</b></li> <li>- Boje: 01- bijela; 02 - siva;03 - crna</li> <li>- Škare (134.015) za širinu krila od 535-1200 mm (<b>ručka zaobljena</b>; donja šarka ima podešavanje u dvije osi)</li> <li>- Tilt and turn mechanism -(dry kip)</li> <li>- Manufacturer code Stublina: <b>4035.00</b></li> <li>- Color: 01- white; 02 - gray;03 - black</li> <li>- Friction stays (134.015) for sash width from 535 to 1200 mm. (<b>rounded handle</b>; lower hinge has two-axial adjustment)</li> </ul>		
134.002		<ul style="list-style-type: none"> <li>- Dodatni set ključanja po širini i visini</li> <li>- Oznaka proizvođača Stublina: 4010.40</li> <li>- Additional set for horizontal and vertical locking</li> <li>- Manufacturer code Stublina: 4010.40</li> </ul>	AlSi Zamak	
134.003		<ul style="list-style-type: none"> <li>- Pomoćne (dodatne) škare za krila većih dimenzija (za širine L=1200-1600mm)</li> <li>- Oznaka proizvođača Stublina: 4010.50</li> <li>- Auxiliary (extra) friction stays for sash with larger sizes (for width L=1200 to 1600mm)</li> <li>- Manufacturer code Stublina: 4010.50</li> </ul>		

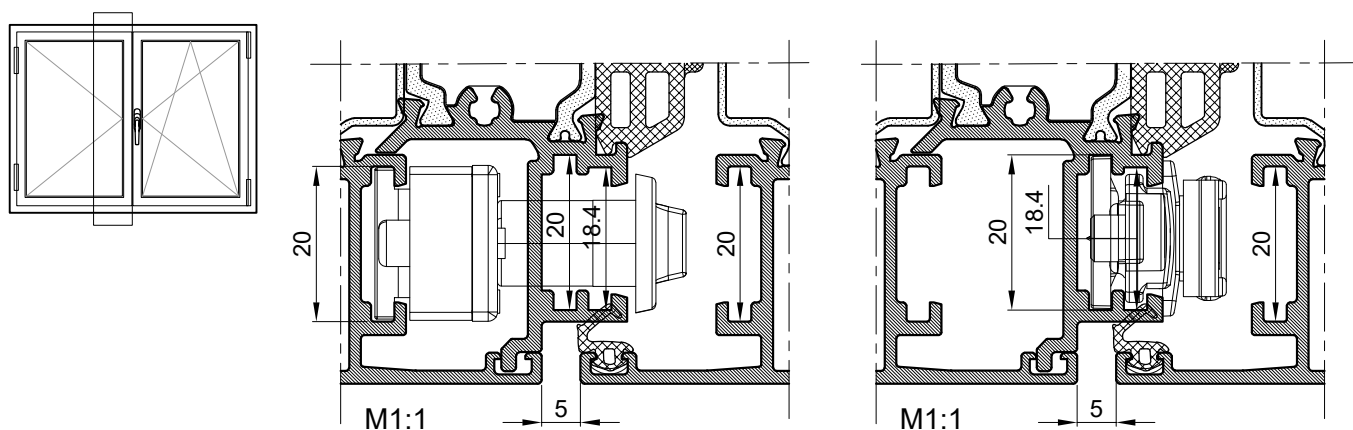
Oznaka Code	Izgled-presjek View-cross section	Opis Description	Materijal Material	Napomena Remark
134.004		<ul style="list-style-type: none"> <li>- Dodatno ključanje-prihvatnik tuljca</li> <li>- Oznaka proizvođača Stublina: 4010.03</li> <li>- Eccentric pin guide for additional locking</li> <li>- Manufacturer code Stublina: 4010.03</li> </ul>		
134.005		<ul style="list-style-type: none"> <li>- Dodatno ključanje-tuljac</li> <li>- Oznaka proizvođača Stublina: 4010.27</li> <li>- Eccentric pin for additional locking</li> <li>- Manufacturer code Stublina: 4010.27</li> </ul>		
134.024		<ul style="list-style-type: none"> <li>- Dodatni umetak gornje šarke za nosivost do 130kg</li> <li>- Oznaka proizvođača Stublina: 4018.30.50U</li> <li>- Additional upper hinge insert for weight load up to 130kg</li> <li>- Manufacturer code Stublina: 4018.30.50U</li> </ul>		

- Tabelarni prikaz osnovnog seta u zavisnosti od širine krila i tipu ručke: Otklopno-zaokretni mehanizam - Table view basic set depending upon sash width and hand type Tilt and turn mechanism -(dry kip)			
Oznaka osnovnog seta Code basic set	Tip ručke Handle type	Škare za širinu krila Friction stays for sash width	Oznaka proizvođača <b>Stublina</b> Manufacturer code <b>Stublina</b>
134.026.01 -bijela /white .02 -siva /gray .03 -crna /black	ravna ručka flat handle	535-1200 mm	4135.00.310 4135.00.315 4135.00.313
134.030.01 -bijela /white .02 -siva /gray .03 -crna /black	ravna ručka flat handle	445-535 mm	4136.00.310 4136.00.315 4136.00.313
134.031.01 -bijela /white .02 -siva /gray .03 -crna /black	ravna ručka flat handle	1200-1400 mm	4137.00.310 4137.00.315 4137.00.313
134.032.01 -bijela /white .02 -siva /gray .03 -crna /black	ravna ručka flat handle	375-535 mm	4138.00.310 4138.00.315 4138.00.313
134.025.01 -bijela /white .02 -siva /gray .03 -crna /black	zaobljena ručka rounded handle	535-1200 mm	4035.00.310 4035.00.315 4035.00.313
134.027.01 -bijela /white .02 -siva /gray .03 -crna /black	zaobljena ručka rounded handle	445-535 mm	4036.00.310 4036.00.315 4036.00.313
134.028.01 -bijela /white .02 -siva /gray .03 -crna /black	zaobljena ručka rounded handle	1200-1400 mm	4037.00.310 4037.00.315 4037.00.313
134.029.01 -bijela /white .02 -siva /gray .03 -crna /black	zaobljena ručka rounded handle	375-535 mm	4038.00.310 4038.00.315 4038.00.313

**Napomena / Remark:**

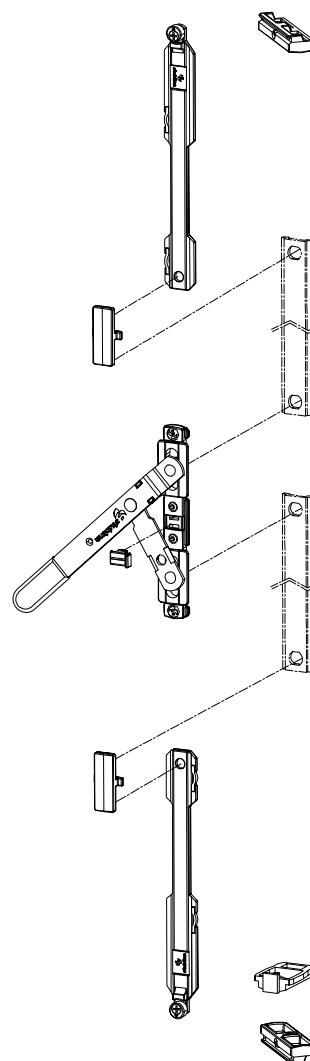
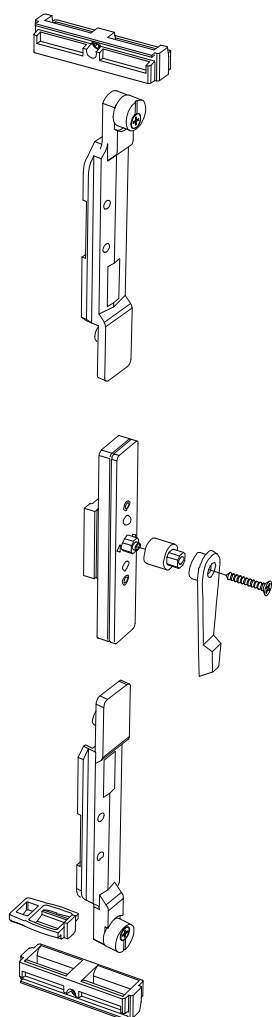
donja šarka kod svih gore navedenih osnovni setova ima podešavanje u dvije osi  
lower hinge in all above listed basic sets has two-axial adjustment

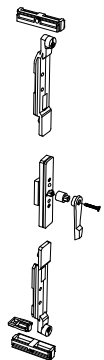
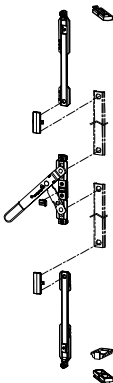

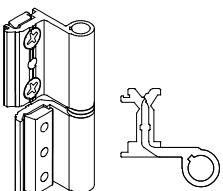

### OKOV ZA FIKSIRANJE POMOĆNOG KRILA - STUBLINA LOCKING MECHANISM FOR AUXILIARY SASH - STUBLINA



- **134.017** Okov za fiksiranje pomoćnog krila u dvije točke (montiranje okova u krilo)
- Oznaka proizvođača Stublina: 4005.00
- **134.017** Locking mechanism for auxiliary sash in two points (mechanism in the sash)
- Manufacturer code Stublina: 4005.00

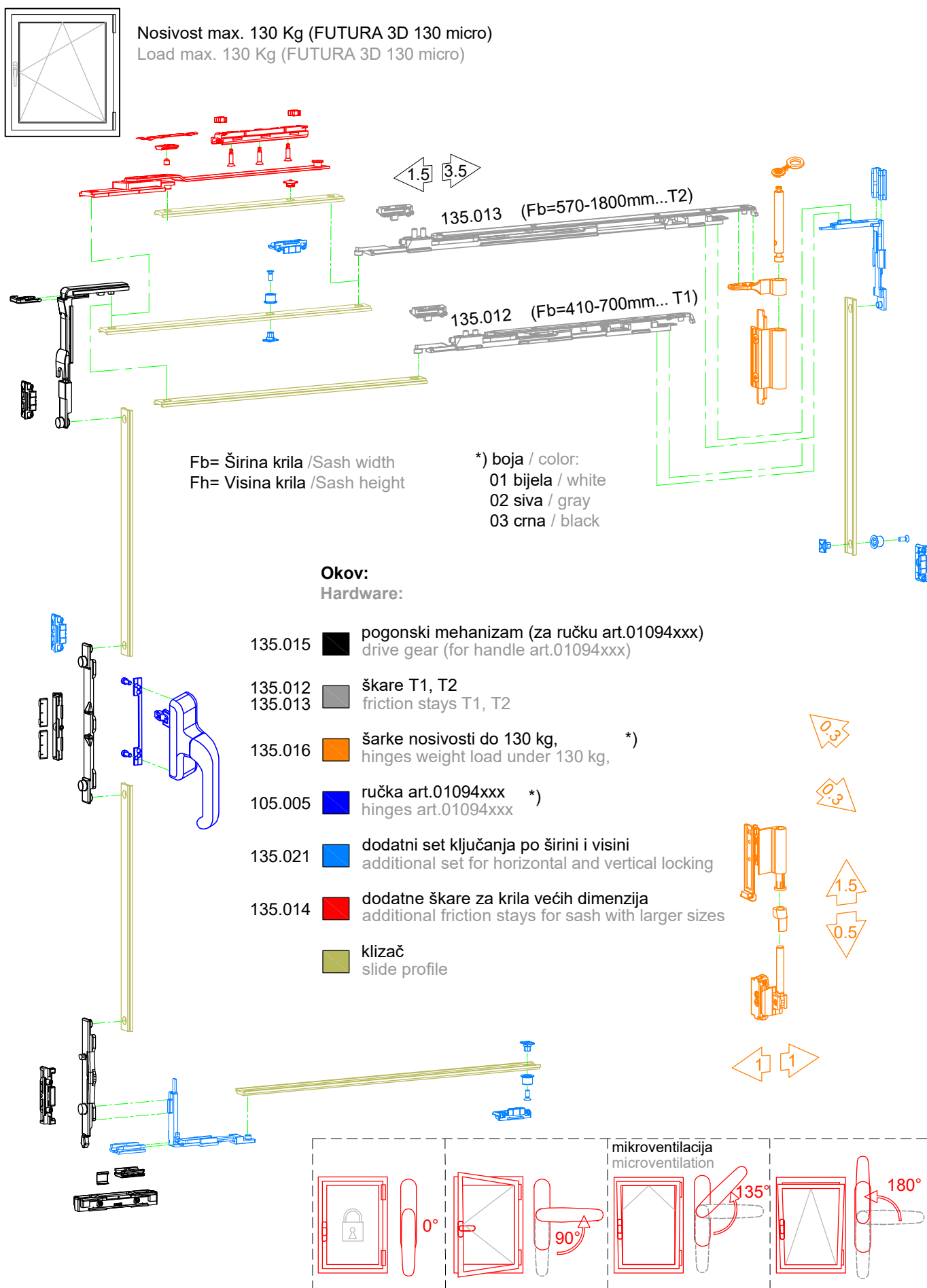
- **134.029** Okov za fiksiranje pomoćnog krila u dvije točke (montiranje okova u kombatutu)
- Oznaka proizvođača Stublina: 4106.00
- **134.029** Locking mechanism for auxiliary sash in two points (mechanism in the flying mullion)
- Manufacturer code Stublina: 4106.00




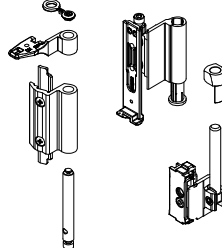
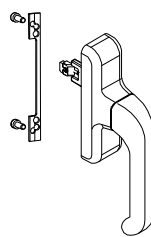
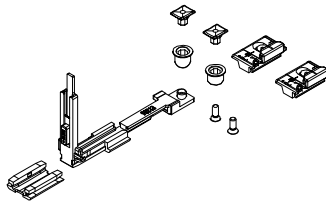


Oznaka Code	Izgled-presjek View-cross section	Opis Description	Materijal Material	Napomena Remark
134.017		<ul style="list-style-type: none"> <li>- Okov za fiksiranje pomoćnog krila u dvije točke (montiranje okova u krilo)</li> <li>- Oznaka proizvođača Stublina: 4005.00</li> <li>- Locking mechanism for auxiliary sash in two points (mechanism in the sash)</li> <li>- Manufacturer code Stublina: 4005.00</li> </ul>		
134.029		<ul style="list-style-type: none"> <li>- Okov za fiksiranje pomoćnog krila u dvije točke (montiranje okova u kombatutu)</li> <li>- Oznaka proizvođača Stublina: 4106.00</li> <li>- Locking mechanism for auxiliary sash in two points (mechanism in the flying mullion)</li> <li>- Manufacturer code Stublina: 4106.00</li> </ul>		
134.001		<ul style="list-style-type: none"> <li>- Okov za fiksiranje pomoćnog krila u dvije točke (montiranje okova u kombatutu)</li> <li>- Oznaka proizvođača Stublina: 4001.00</li> <li>- Locking mechanism for auxiliary sash in two points (mechanism in the flying mullion)</li> <li>- Manufacturer code Stublina: 4001.00</li> </ul>		
111.001.01 02 03		<ul style="list-style-type: none"> <li>- Dvodijelna šarka EURO ŽLIJEB</li> <li>- Stara oznaka E-100</li> <li>- Boje: 01- bijela; 02 - siva; 03 - crna</li> <li>- Two-part hinge EURO GROOVE</li> <li>- Former code E-100</li> <li>- Color: 01- white; 02 - gray; 03 - black</li> </ul>		
134.023		<ul style="list-style-type: none"> <li>- Dodatno (pasivno) ključanje</li> <li>- Oznaka proizvođača Stublina: 4045.00</li> <li>- Additional (passive) locking</li> <li>- Manufacturer code Stublina: 4045.00</li> </ul>		

### OTKLOPNO-ZAKRETNI MEHANIZAM - GIESSE FUTURA 3D (130 micro) STANDARD TILT-TURN MECHANISM - GIESSE FUTURA 3D (130 micro) STANDARD

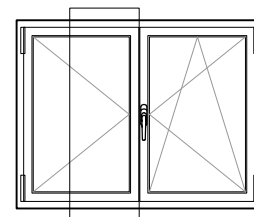
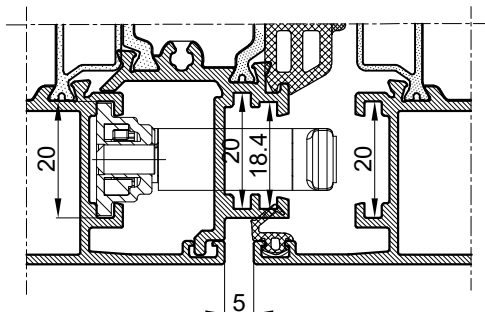
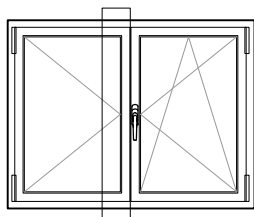
Nosivost max. 130 Kg (FUTURA 3D 130 micro)  
Load max. 130 Kg (FUTURA 3D 130 micro)



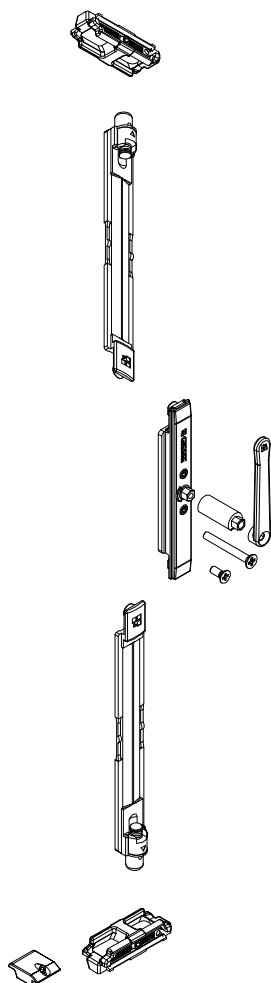
Oznaka Code	Izgled-presjek View-cross section	Opis Description	Materijal Material	Napomena Remark
135.015		<ul style="list-style-type: none"> <li>- Pogonski mehanizam za FUTURA 3D 130 micro mehanizam (...ručka 01094xxx)</li> <li>- Oznaka proizvođača Giese: 04704000</li> <li>- Drive gear for FUTURA 3D 130 micro mechanism (... handle 01094xxx)</li> <li>- Manufacturer code Giese: 04704000</li> </ul>		
135.012		<ul style="list-style-type: none"> <li>- Škare T1 za širinu krila: Fb= 410mm - 700mm</li> <li>- Oznaka proizvođača Giese: 04284000</li> <li>- Friction stays T1 for sash width: Fb= 410mm - 700mm</li> <li>- Manufacturer code Giese: 04284000</li> </ul>		
135.013		<ul style="list-style-type: none"> <li>- Škare T2 za širinu krila: Fb= 570mm - 1800mm</li> <li>- Oznaka proizvođača Giese: 04285000</li> <li>- Friction stays T2 for sash width: Fb= 570mm - 1800mm</li> <li>- Manufacturer code Giese: 04285000</li> </ul>		
135.016.01 02 03		<ul style="list-style-type: none"> <li>- Šarke nosivosti do 130 kg</li> <li>- Oznaka proizvođača Giese: 04711410 - bijela 04711376 - siva 04711500 - crna</li> <li>- Boje: 01- bijela; 02 - siva; 03 - crna</li> <li>- Hinges weight load under 130 kg</li> <li>- Manufacturer code Giese: 04711410 - white 04711376 - gray 04711500 - black</li> <li>- Color: 01- white; 02 - gray; 03 - black</li> </ul>		
105.005.01 02 03		<ul style="list-style-type: none"> <li>- Ručka; (LA 86/104mm), FUTURA 3D (130 micro)</li> <li>- Oznaka proizvođača Giese: 01094410 -bijela 01094376 -siva 01094500 -crna</li> <li>- Boje: 01- bijela; 02 - siva; 03 - crna</li> <li>- Handle; (LA 86/104mm), FUTURA 3D (130 micro)</li> <li>- Manufacturer code Giese: 01094410 -white 01094376 -gray 01094500 -black</li> <li>- Colors: 01- white; 02 - gray; 03 - black</li> </ul>		
135.021		<ul style="list-style-type: none"> <li>- Dodatni set ključanja po širini i visini za krilo preko L&gt;1000 mm i H&gt;1200mm</li> <li>- Oznaka proizvođača Giese: 04770000</li> <li>- additional set for horizontal and vertical locking for a sash over L&gt;1000 mm and H&gt;1200 mm</li> <li>- Manufacturer code Giese: 04770000</li> </ul>		

Oznaka Code	Izgled-presjek View-cross section	Opis Description	Materijal Material	Napomena Remark
135.014		<ul style="list-style-type: none"> <li>- Dodatne škare za krilo preko 1000 mm</li> <li>- Oznaka proizvođača Giesse: 04301000</li> <li>- Additional friction stays for a sash over 1000 mm</li> <li>- Manufacturer code Giesse: 04301000</li> </ul>		
135.029		<ul style="list-style-type: none"> <li>- Zapinjač</li> <li>- Oznaka proizvođača Giesse: 04030000</li> <li>- Locking bolt</li> <li>- Manufacturer code Giesse: 04030000</li> </ul>		
143.042		<ul style="list-style-type: none"> <li>- Pihvatnik zapinjača</li> <li>- Oznaka proizvođača Giesse: 01347000</li> <li>- Locking bolt acceptor</li> <li>- Manufacturer code Giesse: 01347000</li> </ul>		

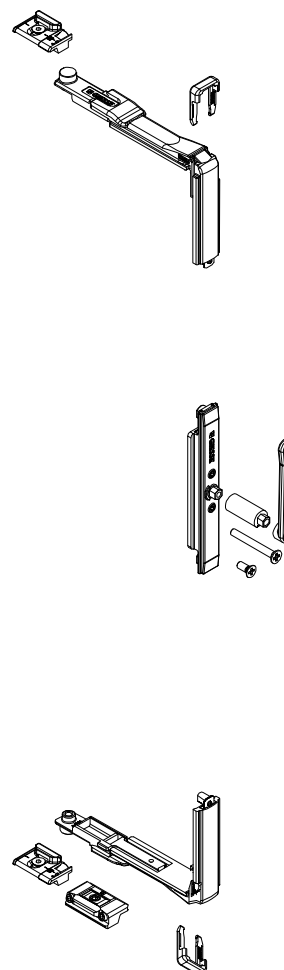
### OKOV ZA FIKSIRANJE POMOĆNOG KRILA - GIESSE LOCKING MECHANISM FOR AUXILIARY SASH - GIESSE



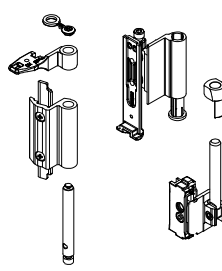
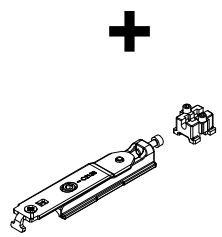
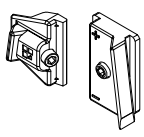


- **143.047** Okov za fiksiranje pomoćnog krila u dvije točke (montiranje okova u krilo)
- Oznaka proizvođača Giesse: 02178000
- **143.047** Locking mechanism for auxiliary sash in two points (mechanism in the sash)
- Manufacturer code Giesse: 02178000

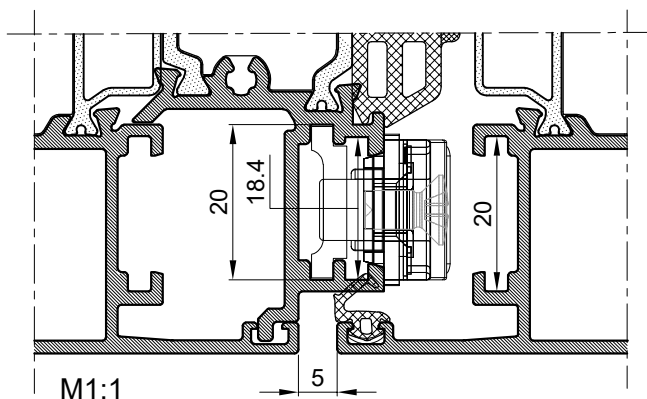
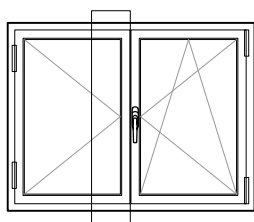


- **143.048** Okov za fiksiranje pomoćnog krila u više točaka; (montiranje okova u krilo)
- Oznaka proizvođača Giesse: 02179000
- **143.048** Locking mechanism for auxiliary sash - multiple points ; (mechanism in the sash)
- Manufacturer code Giesse: 02179000

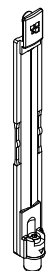
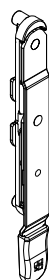



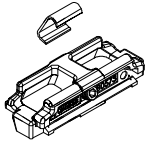
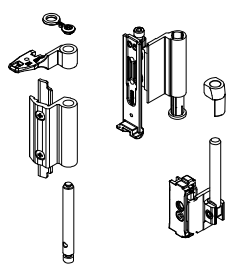
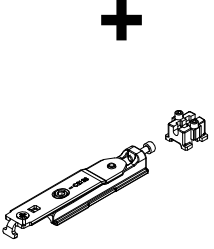
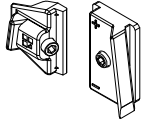

Oznaka Code	Izgled-presjek View-cross section	Opis Description	Materijal Material	Napomena Remark
143.047		<ul style="list-style-type: none"> <li>- Okov za fiksiranje pomoćnog krila u dvije točke (montiranje okova u krilo)</li> <li>- Oznaka proizvođača Giese: 02178000</li> <li>- Locking mechanism for auxiliary sash in two points (mechanism in the sash)</li> <li>- Manufacturer code Giese: 02178000</li> </ul>		
143.048		<ul style="list-style-type: none"> <li>- Okov za fiksiranje pomoćnog krila u više točaka (montiranje okova u krilo)</li> <li>- Oznaka proizvođača Giese: 02179000</li> <li>- Locking mechanism for auxiliary sash in two points (mechanism in the sash)</li> <li>- Manufacturer code Giese: 02179000</li> </ul>		
135.016.01 02 03		<ul style="list-style-type: none"> <li>- Šarke nosivosti do 130 kg</li> <li>- Oznaka proizvođača Giese: 04711410 - bijela 04711376 - siva 04711500 - crna</li> <li>- Boje: 01- bijela; 02 - siva;03 - crna</li> <li>- Hinges weight load under 130 kg</li> <li>- Manufacturer code Giese: 04711410 - white 04711376 - gray 04711500 - black</li> <li>- Color: 01- white; 02 - gray;03 - black</li> </ul>		
135.041		<ul style="list-style-type: none"> <li>- Dodatni element za šarke 04711xxx (samo za gornju šarku)</li> <li>- Oznaka proizvođača Giese: 04728000</li> <li>- Additional element for hinges 04711xxx (only for the top hinge)</li> <li>- Manufacturer code Giese: 04728000</li> </ul>		
143.045		<ul style="list-style-type: none"> <li>- Dodatni element (pasivno ključ.) pomoćnog krila</li> <li>- Oznaka proizvođača Giese: 01350K</li> <li>- Additional element (passive lock.) of the auxiliary sash</li> <li>- Manufacturer code Giese: 01350K</li> </ul>		

### OKOV ZA FIKSIRANJE POMOĆNOG KRILA - GIESSE LOCKING MECHANISM FOR AUXILIARY SASH - GIESSE



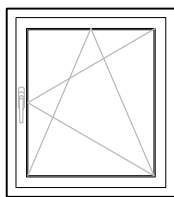
- **143.043** Okov za fiksiranje pomoćnog krila u dvije točke (montiranje okova u kombatutu)
- Oznaka proizvođača Giesse: 02191K
- **143.043** Locking mechanism for auxiliary sash in two points (mechanism in the flaying mullion)
- Manufacturer code Giesse: 02191K



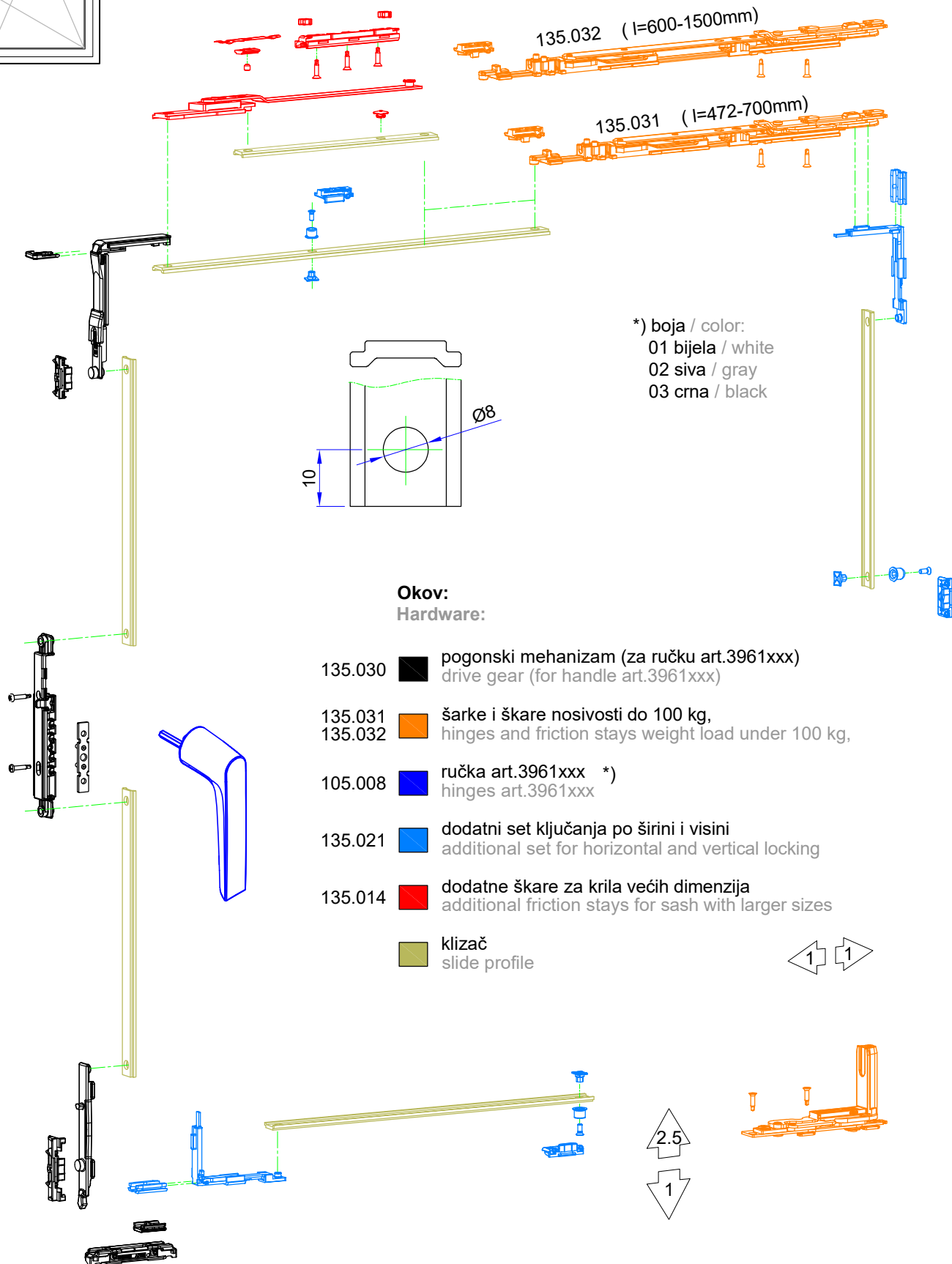
Oznaka Code	Izgled-presjek View-cross section	Opis Description	Materijal Material	Napomena Remark
143.043		<ul style="list-style-type: none"> <li>- Okov za fiksiranje pomoćnog krila u dvije točke (montiranje okova u kombatutu)</li> <li>- Oznaka proizvođača Giese: 02191K</li> <li>- Locking mechanism for auxiliary sash in two points (mechanism in flaying mullion)</li> <li>- Manufacturer code Giese: 02191K</li> </ul>		
143.046		<ul style="list-style-type: none"> <li>- Pripjat zapinjača</li> <li>- Oznaka proizvođača Giese: 01348K</li> <li>- Locking bolt acceptor</li> <li>- Manufacturer code Giese: 01348K</li> </ul>		
135.016.01 02 03		<ul style="list-style-type: none"> <li>- Šarke nosivosti do 130 kg</li> <li>- Oznaka proizvođača Giese: 04711410 - bijela 04711376 - siva 04711500 - crna</li> <li>- Boje: 01- bijela; 02 - siva; 03 - crna</li> <li>- Hinges weight load under 130 kg</li> <li>- Manufacturer code Giese: 04711410 - white 04711376 - gray 04711500 - black</li> <li>- Color: 01- white; 02 - gray; 03 - black</li> </ul>		
135.041		<ul style="list-style-type: none"> <li>- Dodatni element za šarke 04711xxx (samo za gornju šarku)</li> <li>- Oznaka proizvođača Giese: 04728000</li> <li>- Additional element for hinges 04711xxx (only for the top hinge)</li> <li>- Manufacturer code Giese: 04728000</li> </ul>		
143.045		<ul style="list-style-type: none"> <li>- Dodatni element (pasivno ključ.) pomoćnog krila</li> <li>- Oznaka proizvođača Giese: 01350K</li> <li>- Additional element (passive lock.) of the auxiliary sash</li> <li>- Manufacturer code Giese: 01350K</li> </ul>		
143.050		<ul style="list-style-type: none"> <li>- Prikjučna šipka za radni mehanizam</li> <li>- Oznaka proizvođača Giese: 02187</li> <li>- Connection rod for the operating mechanism</li> <li>- Manufacturer code Giese: 02187</li> </ul>		


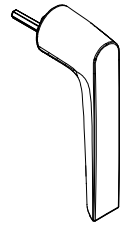
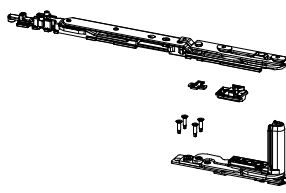
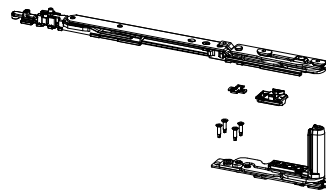
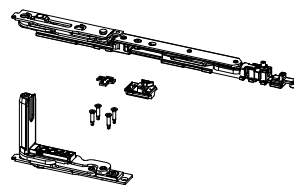
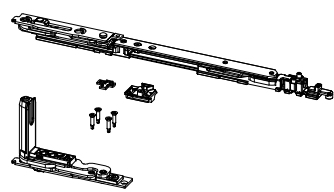


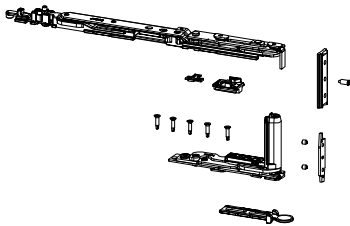
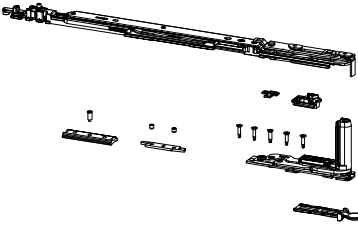
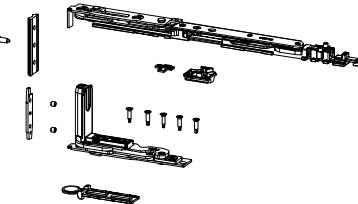
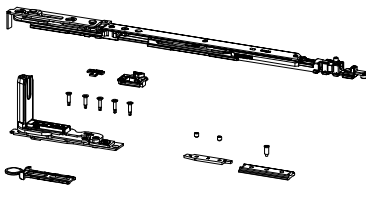
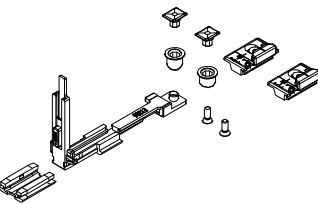
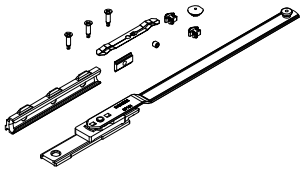
### SKRIVENI OTKLOPNO-ZAOKRETNI MEHANIZAM - GIESSE CHIC 3D 100 STANDARD HIDDEN TILT-TURN MECHANISM - GIESSE CHIC 3D 100 STANDARD


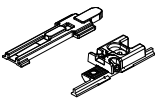
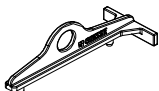
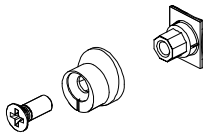
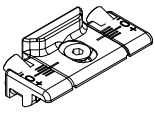


Nosivost max. 100 Kg (CHIC 3D 100) / 130 Kg (CHIC 3D 130)  
Load max. 100 Kg (CHIC 3D 100) / 130 Kg (CHIC 3D 130)

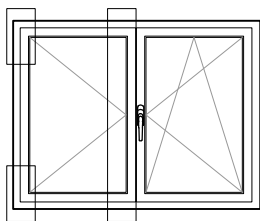


Oznaka Code	Izgled-presjek View-cross section	Opis Description	Materijal Material	Napomena Remark
135.030		<ul style="list-style-type: none"> <li>- Pogonski mehanizam za Ultra mehanizam (...ručka 03961xxx )</li> <li>- Oznaka proizvođača Giesse: 0395200001</li> <li>- Drive gear for Ultra mechanism (... handle 03961xxx)</li> <li>- Manufacturer code Giesse: 0395200001</li> </ul>		
105.008.01 02 03		<ul style="list-style-type: none"> <li>- Ručka bez rozete, za Ultra mehanizam</li> <li>- Oznaka proizvođača Giesse: 03961410 -bijela 03961376 -siva 03961500 -crna</li> <li>- Boje: 01- bijela; 02 - siva; 03 - crna</li> <li>- Handle without rosette, for Ultra mechanism</li> <li>- Manufacturer code Giesse: 03961410 -white 03961376 -gray 03961500 -black</li> <li>- Colors: 01- white; 02 - gray; 03 - black</li> </ul>		
135.031		<ul style="list-style-type: none"> <li>- Šarka+škara T1, <b>desna</b> za krilo 472-700 mm</li> <li>- Oznaka proizvođača Giesse: 043550001</li> <li>- Otvaranje krila do 180°</li> <li>- Za nosivost do <b>100kg</b></li> <li>- Hinge+friction stays T1, right for sash 472-700 mm</li> <li>- Manufacturer code Giesse: 043550001</li> <li>- Sash opening up 180°</li> <li>- For weight load up to <b>100kg</b></li> </ul>		
135.032		<ul style="list-style-type: none"> <li>- Šarka+škara T2, <b>desna</b> za krilo 600-1500mm</li> <li>- Oznaka proizvođača Giesse: 043560001</li> <li>- Otvaranje krila do 180°</li> <li>- Za nosivost do <b>100kg</b></li> <li>- Hinge+friction stays T2, right for sash 600-1500mm</li> <li>- Manufacturer code Giesse: 043560001</li> <li>- Sash opening up 180°</li> <li>- For weight load up to <b>100kg</b></li> </ul>		
135.033		<ul style="list-style-type: none"> <li>- Šarka+škara T1, <b>lijeva</b> za krilo 472-700 mm</li> <li>- Oznaka proizvođača Giesse: 043550002</li> <li>- Otvaranje krila do 180°</li> <li>- Za nosivost do <b>100kg</b></li> <li>- Hinge+friction stays T1, left for sash 472-700 mm</li> <li>- Manufacturer code Giesse: 043550002</li> <li>- Sash opening up 180°</li> <li>- For weight load up to <b>100kg</b></li> </ul>		
135.034		<ul style="list-style-type: none"> <li>- Šarka+škara T2, <b>lijeva</b> za krilo 600-1500mm</li> <li>- Oznaka proizvođača Giesse: 043560002</li> <li>- Otvaranje krila do 180°</li> <li>- Za nosivost do <b>100kg</b></li> <li>- Hinge+friction stays T2, left for sash 600-1500mm</li> <li>- Manufacturer code Giesse: 043560002</li> <li>- Sash opening up 180°</li> <li>- For weight load up to <b>100kg</b></li> </ul>		


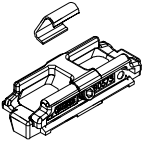
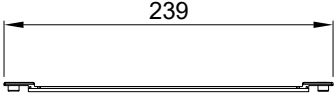
Oznaka Code	Izgled-presjek View-cross section	Opis Description	Materijal Material	Napomena Remark
135.037		<ul style="list-style-type: none"> <li>- Šarka+škara T1, <b>desna</b> za krilo 472-700 mm</li> <li>- Oznaka proizvođača Giese: 044250001</li> <li>- Otvaranje krila do 180°</li> <li>- Za nosivost do <b>130kg</b></li> <li>- Hinge+friction stays T1, right for sash 472-700 mm</li> <li>- Manufacturer code Giese: 043550001</li> <li>- Sash opening up 180°</li> <li>- For weight load up to <b>130kg</b></li> </ul>		
135.038		<ul style="list-style-type: none"> <li>- Šarka+škara T2, <b>desna</b> za krilo 600-1600mm</li> <li>- Oznaka proizvođača Giese: 044260001</li> <li>- Otvaranje krila do 180°</li> <li>- Za nosivost do <b>130kg</b></li> <li>- Hinge+friction stays T2, right for sash 600-1600mm</li> <li>- Manufacturer code Giese: 044260001</li> <li>- Sash opening up 180°</li> <li>- For weight load up to <b>130kg</b></li> </ul>		
135.039		<ul style="list-style-type: none"> <li>- Šarka+škara T1, <b>lijeva</b> za krilo 472-700 mm</li> <li>- Oznaka proizvođača Giese: 044250002</li> <li>- Otvaranje krila do 180°</li> <li>- Za nosivost do <b>130kg</b></li> <li>- Hinge+friction stays T1, left for sash 472-700 mm</li> <li>- Manufacturer code Giese: 044250002</li> <li>- Sash opening up 180°</li> <li>- For weight load up to <b>130kg</b></li> </ul>		
135.040		<ul style="list-style-type: none"> <li>- Šarka+škara T2, <b>lijeva</b> za krilo 600-1600mm</li> <li>- Oznaka proizvođača Giese: 044260002</li> <li>- Otvaranje krila do 180°</li> <li>- Za nosivost do <b>130kg</b></li> <li>- Hinge+friction stays T2, left for sash 600-1600mm</li> <li>- Manufacturer code Giese: 044260002</li> <li>- Sash opening up 180°</li> <li>- For weight load up to <b>130kg</b></li> </ul>		
135.021		<ul style="list-style-type: none"> <li>- Dodatni set ključanja po širini i visini za krilo preko H&gt;1200 mm</li> <li>- Oznaka proizvođača Giese: 04770000</li> <li>- additional set for horizontal and vertical locking for a sash over H&gt;1200 mm</li> <li>- Manufacturer code Giese: 04770000</li> </ul>		
135.014		<ul style="list-style-type: none"> <li>- Dodatne škare za krilo preko 1000 mm</li> <li>- Oznaka proizvođača Giese: 04301000</li> <li>- Additional friction stays for a sash over 1000 mm</li> <li>- Manufacturer code Giese: 04301000</li> </ul>		

Oznaka Code	Izgled-presjek View-cross section	Opis Description	Materijal Material	Napomena Remark
135.023		<ul style="list-style-type: none"> <li>- Dodatna ruka za ograničavanje otvaranja krila, za L&gt;500, od 25° do 120°</li> <li>- Oznaka proizvođača Giese: 02030000</li> <li>- Additional arm to limit sash opening, for L&gt;500, from 25° to 120°</li> <li>- Manufacturer code Giese: 02030000</li> </ul>		
135.035		<ul style="list-style-type: none"> <li>- Dodatni element za škaru, za krila po visini manja od 1200 a po širini veća od 1000 mm</li> <li>- Oznaka proizvođača Giese: 04357000</li> <li>- Additional element for friction stays, for sash at a height of less than 1200 and widths greater than 1000 mm</li> <li>- Manufacturer code Giese: 04357000</li> </ul>		
135.036		<ul style="list-style-type: none"> <li>- Šablon za pozicioniranje škara</li> <li>- Oznaka proizvođača Giese: 03535</li> <li>- Template for positioning friction stays</li> <li>- Manufacturer code Giese: 03535</li> </ul>		
135.029		<ul style="list-style-type: none"> <li>- Zapinjač</li> <li>- Oznaka proizvođača Giese: 04030000</li> <li>- Locking bolt</li> <li>- Manufacturer code Giese: 04030000</li> </ul>		
143.042		<ul style="list-style-type: none"> <li>- Prihvatnik zapinjača</li> <li>- Oznaka proizvođača Giese: 01347000</li> <li>- Locking bolt acceptor</li> <li>- Manufacturer code Giese: 01347000</li> </ul>		

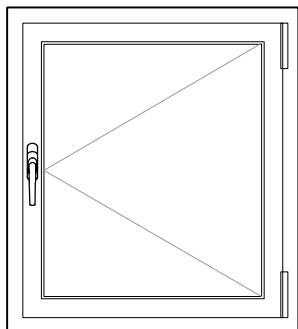
#### SKRIVENI OKOV ZA FIKSIRANJE POMOĆNOG KRILA - GIESSE CHIC 3D HIDDEN LOCKING MECHANISM FOR AXILIARY SASH - GIESSE CHIC 3D



Oznaka Code	Izgled-presjek View-cross section	Opis Description	Materijal Material	Napomena Remark
115.011		<ul style="list-style-type: none"> <li>- Skrivene šarke za pomoćno krilo - <b>lijevi</b></li> <li>- Oznaka proizvođača Giese: 043540002</li> <li>- Za nosivost do <b>100kg</b></li> <li>- Hidden Hinges for the auxiliary sash - <b>left</b></li> <li>- Manufacturer code Giese: 043540002</li> <li>- For weight load up to <b>100kg</b></li> </ul>		
115.012		<ul style="list-style-type: none"> <li>- Skrivene šarke za pomoćno krilo - <b>desni</b></li> <li>- Oznaka proizvođača Giese: 043540001</li> <li>- Za nosivost do <b>100kg</b></li> <li>- Hidden hinges for the auxiliary sash - <b>right</b></li> <li>- Manufacturer code Giese: 043540001</li> <li>- For weight load up to <b>100kg</b></li> </ul>		
115.013		<ul style="list-style-type: none"> <li>- Skrivene šarke za pomoćno krilo - <b>lijevi</b></li> <li>- Oznaka proizvođača Giese: 044240002</li> <li>- Za nosivost do <b>130kg</b></li> <li>- Hidden Hinges for the auxiliary sash - <b>left</b></li> <li>- Manufacturer code Giese: 044240002</li> <li>- For weight load up to <b>130kg</b></li> </ul>		
115.014		<ul style="list-style-type: none"> <li>- Skrivene šarke za pomoćno krilo - <b>desni</b></li> <li>- Oznaka proizvođača Giese: 044240001</li> <li>- Za nosivost do <b>130kg</b></li> <li>- Hidden hinges for the auxiliary sash - <b>right</b></li> <li>- Manufacturer code Giese: 044240001</li> <li>- For weight load up to <b>130kg</b></li> </ul>		
143.044		<ul style="list-style-type: none"> <li>- Dodatni element (pasivno ključ.) pomoćnog krila (za h=1200-1800 -1 kom, a preko 1800 -2 kom)</li> <li>- Oznaka proizvođača Giese: 04358000</li> <li>- Additional element (passive locking) of the auxiliary sash (for h=1200-1800 -1 kom, and over 1800 -2 kom)</li> <li>- Manufacturer code Giese: 04358000</li> </ul>		

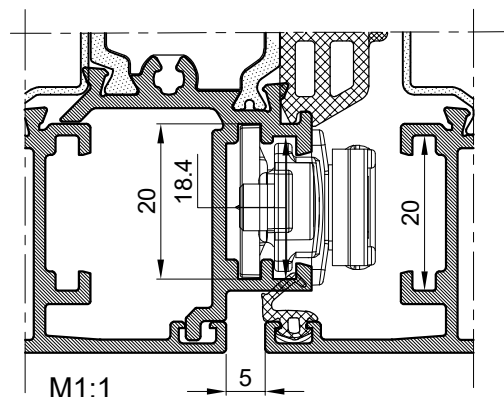
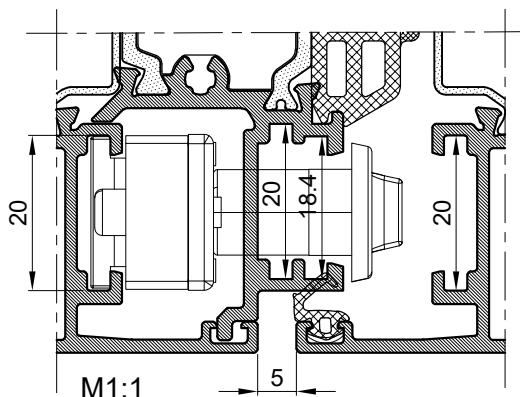
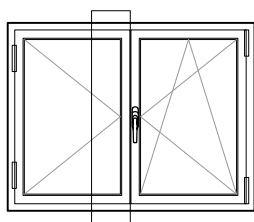
Oznaka Code	Izgled-presjek View-cross section	Opis Description	Materijal Material	Napomena Remark
143.043		<ul style="list-style-type: none"> <li>- Okov za fiksiranje pomoćnog krila u dvije točke (montiranje okova u kombatutu)</li> <li>- Oznaka proizvođača Giese: 02191K</li> <li>- Locking mechanism for auxiliary sash in two points (mechanism in flaying mullion)</li> <li>- Manufacturer code Giese: 02191K</li> </ul>		
143.046		<ul style="list-style-type: none"> <li>- Prihvat zapinjača</li> <li>- Oznaka proizvođača Giese: 01348K</li> <li>- Locking bolt acceptor</li> <li>- Manufacturer code Giese: 01348K</li> </ul>		
143.050		<ul style="list-style-type: none"> <li>- Prikjučna šipka za radni mehanizam</li> <li>- Oznaka proizvođača Giese: 02187</li> <li>- Connection rod for the operating mechanism</li> <li>- Manufacturer code Giese: 02187</li> </ul>		

#### OKOV ZA ZAOKRETNO OTVARANJE TURN OPENING MECHANISM



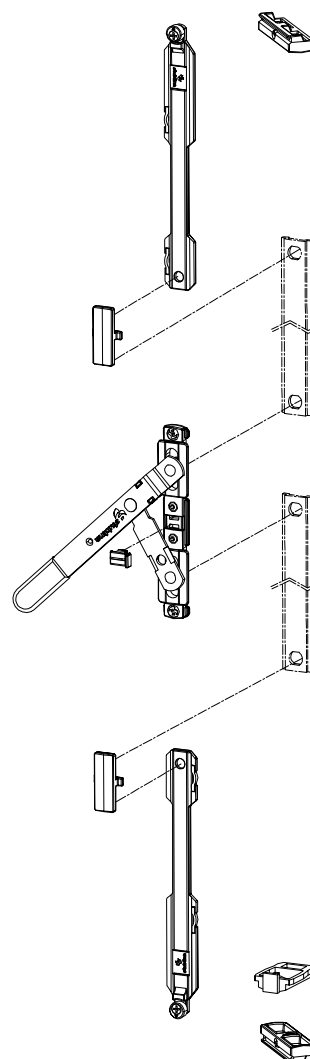
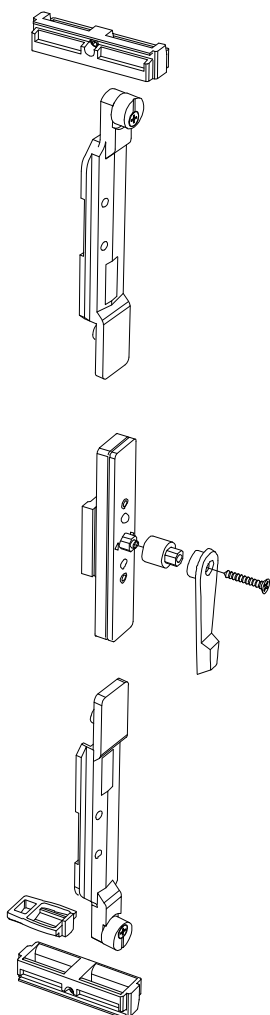
Oznaka Code	Izgled-presjek View-cross section	Opis Description	Materijal Material	Napomena Remark
104.011.01 02 03		<ul style="list-style-type: none"> <li>- Ručka za prozor</li> <li>- Oznaka proizvođača Stublina: 1102.00.310 -bijela 315 -siva 313 -crna</li> <li>- Boje: 01- bijela; 02 - siva;03 - crna</li> <li>- Window handle</li> <li>- Manufacturer code Stublina: 1102.00.310 -white 315 -gray 313 -black</li> <li>- Color: 01- white; 02 - gray;03 - black</li> </ul>	AISI Zamak	
144.044		<ul style="list-style-type: none"> <li>- Set zapinjača sa prihvatom</li> <li>- Oznaka proizvođača Stublina: 4009.30</li> <li>- Set locking bolts with acceptor</li> <li>- Manufacturer code Stublina: 4009.30</li> </ul>		
111.001.01 02 03		<ul style="list-style-type: none"> <li>- Dvodijelna šarka EURO ŽLIJEB</li> <li>- Stara oznaka E-100</li> <li>- Boje: 01- bijela; 02 - siva;03 - crna</li> <li>- Two-part hinge EURO GROOVE</li> <li>- Former code E-100</li> <li>- Color: 01- white; 02 - gray;03 - black</li> </ul>		

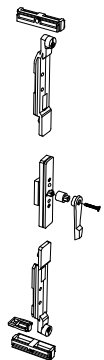
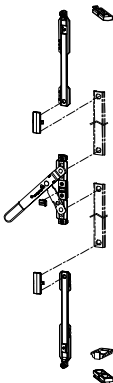

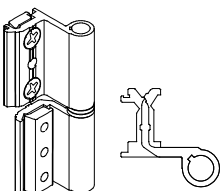

### OKOV ZA FIKSIRANJE POMOĆNOG KRILA - STUBLINA LOCKING MECHANISM FOR AUXILIARY SASH - STUBLINA



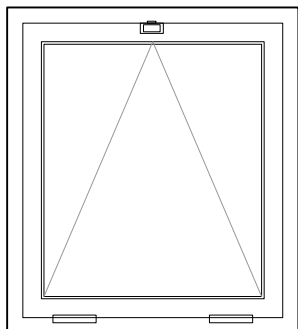
- **134.017** Okov za fiksiranje pomoćnog krila u dvije točke (montiranje okova u krilo)
- Oznaka proizvođača Stublina: 4005.00
- **134.017** Locking mechanism for auxiliary sash in two points (mechanism in the sash)
- Manufacturer code Stublina: 4005.00

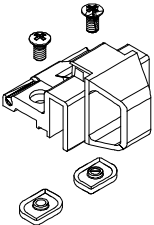
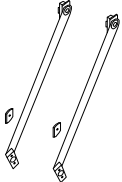
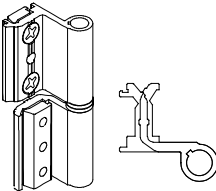
- **134.029** Okov za fiksiranje pomoćnog krila u dvije točke (montiranje okova u kombatutu)
- Oznaka proizvođača Stublina: 4106.00
- **134.029** Locking mechanism for auxiliary sash in two points (mechanism in the flying mullion)
- Manufacturer code Stublina: 4106.00



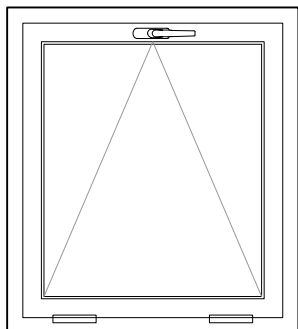
Oznaka Code	Izgled-presjek View-cross section	Opis Description	Materijal Material	Napomena Remark
134.017		<ul style="list-style-type: none"> <li>- Okov za fiksiranje pomoćnog krila u dvije točke (montiranje okova u krilo)</li> <li>- Oznaka proizvođača Stublina: 4005.00</li> <li>- Locking mechanism for auxiliary sash in two points (mechanism in the sash)</li> <li>- Manufacturer code Stublina: 4005.00</li> </ul>		
134.029		<ul style="list-style-type: none"> <li>- Okov za fiksiranje pomoćnog krila u dvije točke (montiranje okova u kombatutu)</li> <li>- Oznaka proizvođača Stublina: 4106.00</li> <li>- Locking mechanism for auxiliary sash in two points (mechanism in the flying mullion)</li> <li>- Manufacturer code Stublina: 4106.00</li> </ul>		
134.001		<ul style="list-style-type: none"> <li>- Okov za fiksiranje pomoćnog krila u dvije točke (montiranje okova u kombatutu)</li> <li>- Oznaka proizvođača Stublina: 4001.00</li> <li>- Locking mechanism for auxiliary sash in two points (mechanism in the flying mullion)</li> <li>- Manufacturer code Stublina: 4001.00</li> </ul>		
111.001.01 02 03		<ul style="list-style-type: none"> <li>- Dvodijelna šarka EURO ŽLIJEB</li> <li>- Stara oznaka E-100</li> <li>- Boje: 01- bijela; 02 - siva; 03 - crna</li> <li>- Two-part hinge EURO GROOVE</li> <li>- Former code E-100</li> <li>- Color: 01- white; 02 - gray; 03 - black</li> </ul>		
134.023		<ul style="list-style-type: none"> <li>- Dodatno (pasivno) ključanje</li> <li>- Oznaka proizvođača Stublina: 4045.00</li> <li>- Additional (passive) locking</li> <li>- Manufacturer code Stublina: 4045.00</li> </ul>		

#### OTKLOPNI MEHANIZAM (VENTUS) SA BRAVICOM ZA ZATVARANJE TILT MECHANISM (VENTUS) WITH LOCK FOR CLOSING



Oznaka Code		Opis Description	Materijal Material	Napomena Remark
124.005.01 02 03		<ul style="list-style-type: none"> <li>- Bravica za zatvaranje otklopnog prozora</li> <li>- Oznaka proizvođača Stublina: 1014.00.310 -bijela 315 -siva 313 -crna</li> <li>- Boje: 01- bijela; 02 - siva;03 - crna</li> <li>- Lock for closing tilt window</li> <li>- Manufacturer code Stublina: 1014.00.310 -white 315 -gray 313 -black</li> <li>- Color: 01- white; 02 - gray;03 - black</li> </ul>		
131.002		<ul style="list-style-type: none"> <li>- Škare za otklopni prozor</li> <li>- Stara oznaka: E-350</li> <li>- Friction stays for tilt window</li> <li>- Former code: E-350</li> </ul>		
111.001.01 02 03		<ul style="list-style-type: none"> <li>- Dvodijelna šarka EURO ŽLIJEB</li> <li>- Stara oznaka E-100</li> <li>- Boje: 01- bijela; 02 - siva;03 - crna</li> <li>- Two-part hinge EURO GROOVE</li> <li>- Former code E-100</li> <li>- Color: 01- white; 02 - gray;03 - black</li> </ul>		

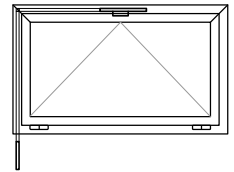
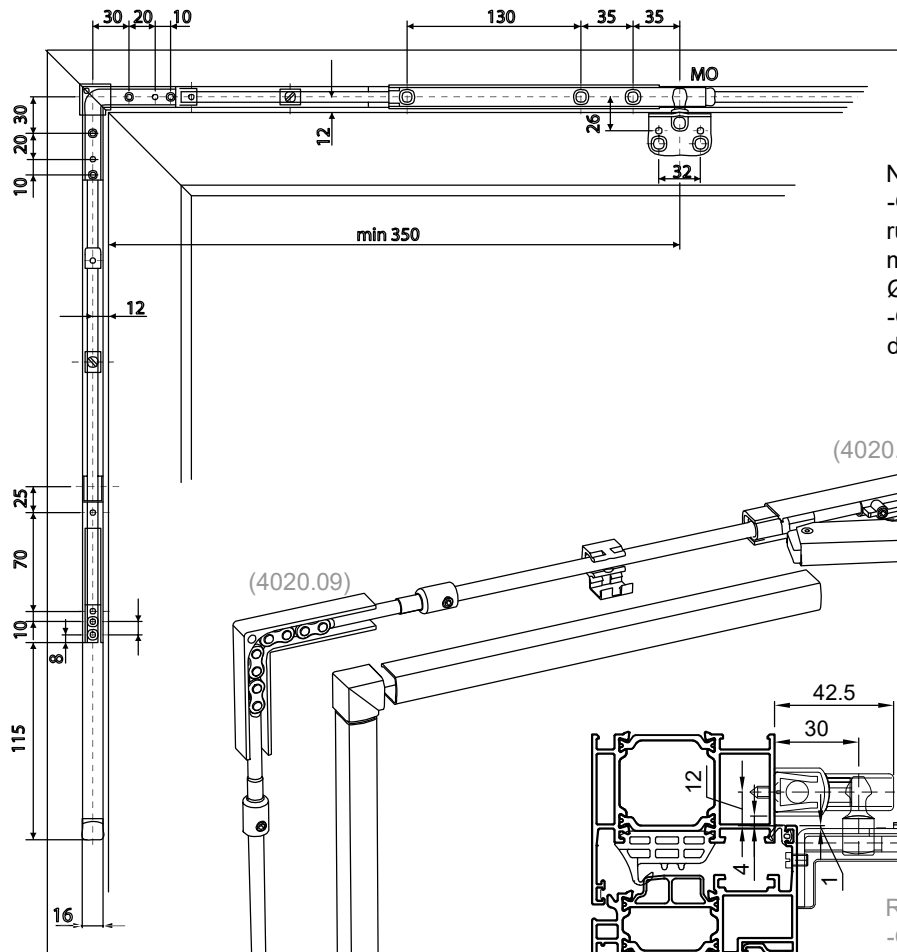
#### OTKLOPNI MEHANIZAM (VENTUS) SA RUČKOM NA HORIZONTALI TILT MECHANISM (VENTUS) WITH THE HANDLE ON THE UP



Oznaka Code	Izgled-presjek View-cross section	Opis Description	Materijal Material	Napomena Remark
104.011.01 02 03		<ul style="list-style-type: none"> <li>- Ručka za prozor</li> <li>- Oznaka proizvođača Stublina: 1102.00.310 -bijela 315 -siva 313 -crna</li> <li>- Boje: 01- bijela; 02 - siva;03 - crna</li> <li>- Window handle</li> <li>- Manufacturer code Stublina: 1102.00.310 -white 315 -gray 313 -black</li> <li>- Color: 01- white; 02 - gray;03 - black</li> </ul>	AISI Zamak	
131.002		<ul style="list-style-type: none"> <li>- Škare za otklopni provoz</li> <li>- Stara oznaka: E-350</li> <li>- Friction stays for tilt window</li> <li>- Former code: E-350</li> </ul>		
111.001.01 02 03		<ul style="list-style-type: none"> <li>- Dvodijelna šarka EURO ŽLIJEB</li> <li>- Stara oznaka E-100</li> <li>- Boje: 01- bijela; 02 - siva;03 - crna</li> <li>- Two-part hinge EURO GROOVE</li> <li>- Former code E-100</li> <li>- Color: 01- white; 02 - gray;03 - black</li> </ul>		
144.044		<ul style="list-style-type: none"> <li>- Set zapinjača sa prihvatom</li> <li>- Oznaka proizvođača Stublina: 4009.30</li> <li>- Set locking bolts with acceptor</li> <li>- Manufacturer code Stublina: 4009.30</li> </ul>		

134.006.xx- OTKLOPNI MEHANIZAM (VENTUS) SA RUČKOM ZA VISINU - STUBLINA (art.4020.00)

134.006.xx- TILT MECHANISM (VENTUS) WITH HANDLE FOR HEIGHT - STUBLINA (art.4020.00)

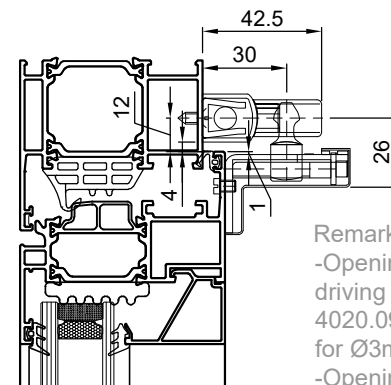


**Napomena:**

- Otvore na štoku za ugradnju pogonske ručice 4020.30, kutnog okova 4020.09 mehanizama otvarača 4020.20 bušiti na Ø3mm.
- Otvore na krilu za ugradnju kutnog nosača držača krila 4020.05 bušiti na Ø5.2mm

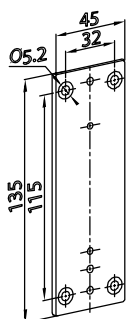
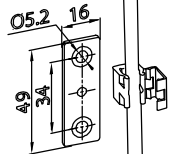
(4020.20)

(4020.09)

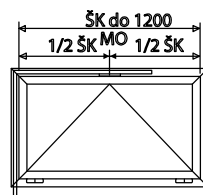


**Remark:**

- Openings on frame for installation of driving handle 4020.30 of corner hardware 4020.09 opening mechanism 4020.20 drill for Ø3mm
- Openings on sash for installation of corner bracket plate holder 4020.05 drill for Ø5.2mm

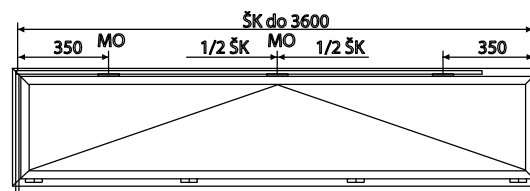
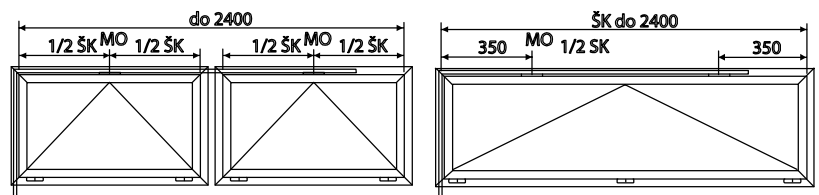


(4020.30)

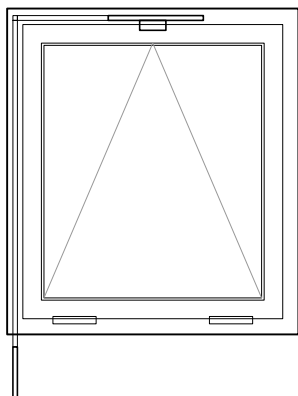


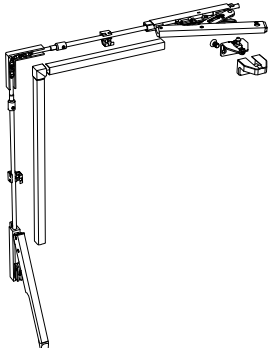
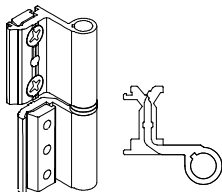
**Legenda / Legend:**

Mehanizam otvarača / Opening mechanism.....Mo  
Širina krila / Sash width.....ŠK

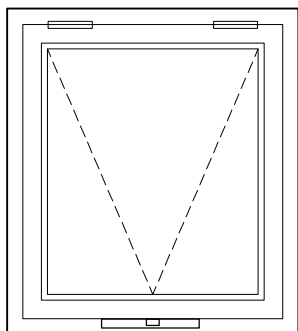


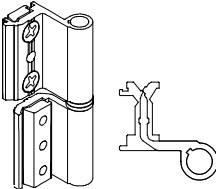
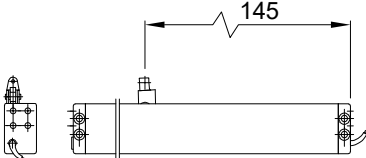


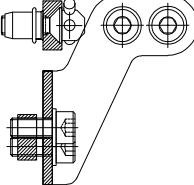
#### OTKLOPNI MEHANIZAM (VENTUS) SA RUČKOM ZA VISINU TILT MECHANISM (VENTUS) WITH HANDLE FOR HEIGHT



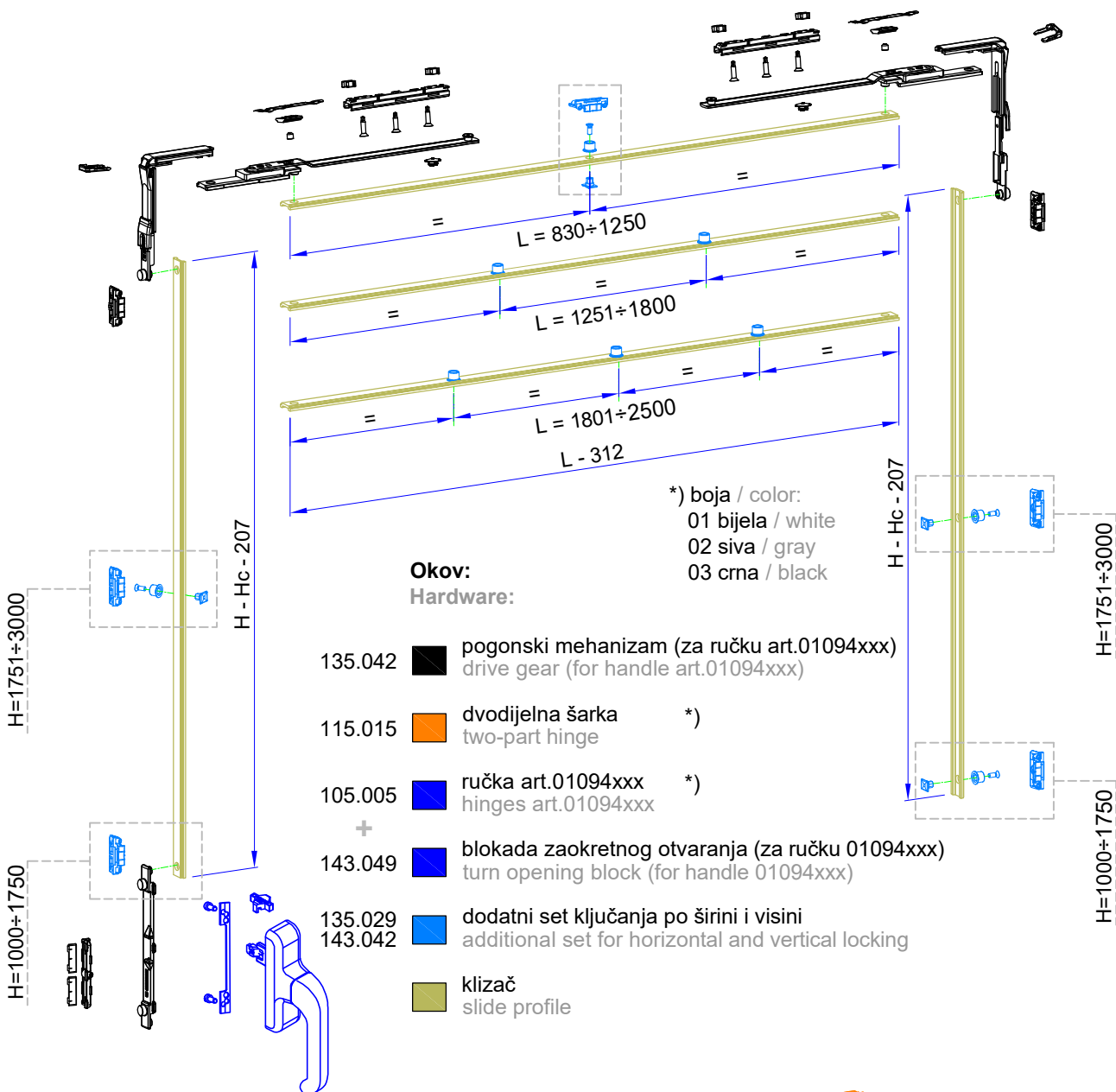
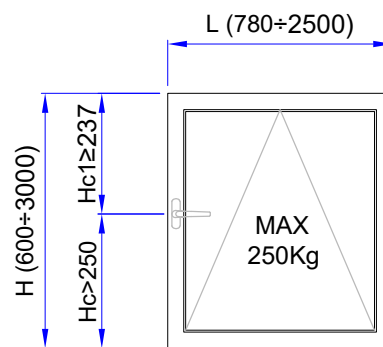
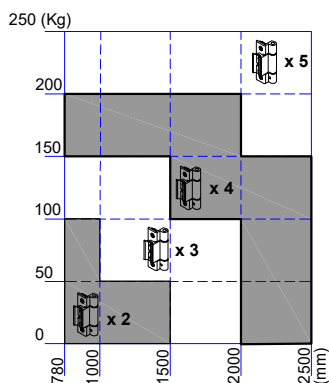
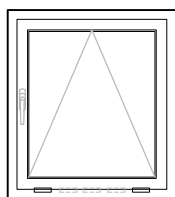
Oznaka Code		Opis Description	Materijal Material	Napomena Remark
134.006.01 02 03		<ul style="list-style-type: none"> <li>- Ventus set širina krila do 1200 mm</li> <li>- Oznaka proizvođača Stublina: 4020.00.310 -bijela 315 -siva 313 -crna</li> <li>- Boje: 01- bijela; 02 - siva;03 - crna</li> <li>- Ventus set - sash width up to 1200 mm</li> <li>- Manufacturer code Stublina: 4020.00.310 -white 315 -gray 313 -black</li> <li>- Color: 01- white; 02 - gray;03 - black</li> </ul>		
111.001.01 02 03		<ul style="list-style-type: none"> <li>- Dvodijelna šarka EURO ŽLIJEB</li> <li>- Stara oznaka E-100</li> <li>- Boje: 01- bijela; 02 - siva;03 - crna</li> <li>- Two-part hinge EURO GROOVE</li> <li>- Former code E-100</li> <li>- Color: 01- white; 02 - gray;03 - black</li> </ul>		

#### OTKLOPNI MEHANIZAM (VENTUS) SA ELEKTROMOTOROM TILT MECHANISM (VENTUS) WITH ELECTRIC MOTOR

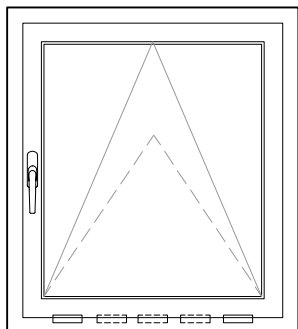


Oznaka Code		Opis Description	Materijal Material	Napomena Remark
111.001.01 02 03		<ul style="list-style-type: none"> <li>- Dvodijelna šarka EURO ŽLIJEB</li> <li>- Stara oznaka E-100</li> <li>- Boje: 01- bijela; 02 - siva;03 - crna</li> <li>- Two-part hinge EURO GROOVE</li> <li>- Former code E-100</li> <li>- Color: 01- white; 02 - gray;03 - black</li> </ul>		
142.019		<p>Motor za otvaranje G-U ELTRAL K20; hod 200 mm; Oznaka proizvođača:K-17645-20-0-1 Opening motor G-U ELTRAL K20; throw 200 mm; Manufacturer code GU: K-17645-20-0-1</p>		
142.020		<p>Motor za otvaranje G-U ELTRAL K20; hod 300 mm; Oznaka proizvođača:K-17645-30-0-1 Opening motor G-U ELTRAL K20; throw 300 mm; Manufacturer code GU: K-17645-30-0-1</p>		
142.021		<p>Motor za otvaranje G-U ELTRAL K20; hod 400 mm; Oznaka proizvođača:K-17645-40-0-1 Opening motor G-U ELTRAL K20; throw 400 mm; Manufacturer code GU: K-17645-40-0-1</p>		
142.035		<p>Set prihvatnika za motor G-U ELTRAL K22/25 ; Oznaka proizvođača:K-17706-00-0-8 Acceptor set for motor G-U ELTRAL K22/25 ; Manufacturer code GU: K-17706-00-0-8</p>		

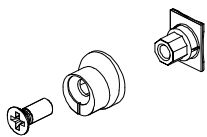
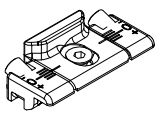
### OTKLOPNI MEHANIZAM (VENTUS) SA RUČKOM NA VERTIKALI TILT MECHANISM (VENTUS) WITH THE HANDLE ON THE SIDE



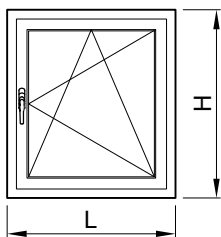
#### OTKLOPNI MEHANIZAM (VENTUS) SA RUČKOM NA VERTIKALI TILT MECHANISM (VENTUS) WITH THE HANDLE ON THE SIDE



Oznaka Code	Izgled-presjek View-cross section	Opis Description	Materijal Material	Napomena Remark
<b>135.042</b>		<ul style="list-style-type: none"> <li>- Pogonski mehanizam za otklopni prozor- (ventus) sa ručkom na vertikali (...ručka 01094xxx)</li> <li>- Oznaka proizvođača Giese: 01175000</li> <li>- Drive gear for tilt window (ventus) with the handle on the side (... handle 01094xxx)</li> <li>- Manufacturer code Giese: 01175000</li> </ul>		
<b>115.015.01 02 03</b>		<ul style="list-style-type: none"> <li>- Dvodijelna šarka</li> <li>- Oznaka proizvođača Giese: 00600410 -bijela 00600376 -siva 00600500 -crna</li> <li>- Boje: 01- bijela; 02 - siva;03 - crna</li> <li>- Two-part hinge</li> <li>- Manufacturer code Giese: 00600410 -white 00600376 -gray 00600500 -black</li> <li>- Color: 01- white; 02 - gray;03 - black</li> </ul>		
<b>105.005.01 02 03</b>		<ul style="list-style-type: none"> <li>- Ručka; (LA 86/104mm), FUTURA 3D (130 micro)</li> <li>- Oznaka proizvođača Giese: 01094410 -bijela 01094376 -siva 01094500 -crna</li> <li>- Boje: 01- bijela; 02 - siva; 03 - crna</li> <li>- Handle; (LA 86/104mm), FUTURA 3D (130 micro)</li> <li>- Manufacturer code Giese: 01094410 -white 01094376 -gray 01094500 -black</li> <li>- Colors: 01- white; 02 - gray; 03 - black</li> </ul>		
<b>143.049</b>		<ul style="list-style-type: none"> <li>- Blokada zaokretnog otvaranja (...za ručku 01094xxx)</li> <li>- Oznaka proizvođača Giese: 02235</li> <li>- Turn opening block (... for handle 01094xxx)</li> <li>- Manufacturer code Stublina: 02235</li> </ul>		

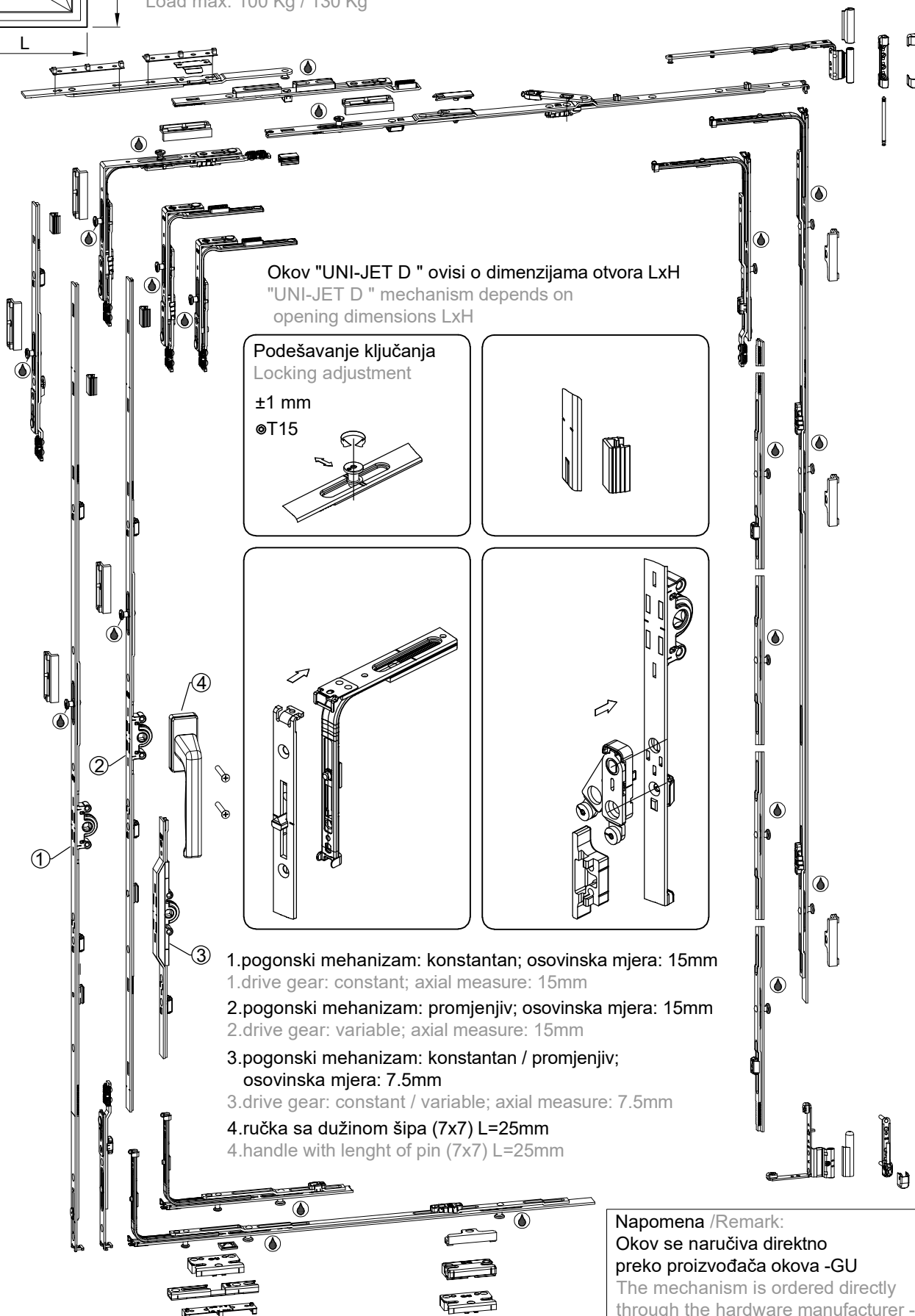
Oznaka Code	Izgled-presjek View-cross section	Opis Description	Materijal Material	Napomena Remark
135.029		<ul style="list-style-type: none"> <li>- Zapinjač</li> <li>- Oznaka proizvođača Giese: 04030000</li> <li>- Locking bolt</li> <li>- Manufacturer code Giese: 04030000</li> </ul>		
143.042		<ul style="list-style-type: none"> <li>- Prihvatnik zapinjača</li> <li>- Oznaka proizvođača Giese: 01347000</li> <li>- Locking bolt acceptor</li> <li>- Manufacturer code Giese: 01347000</li> </ul>		





UNI-JET D -okov 16/9 (pvc)- OTKLOPNO-ZAKRETNI MEHANIZAM -GU  
UNI-JET D -mechanism 16/9 (pvc)- TILT-TURN MECHANISM -GU

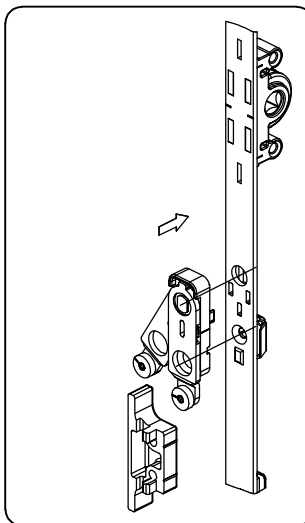
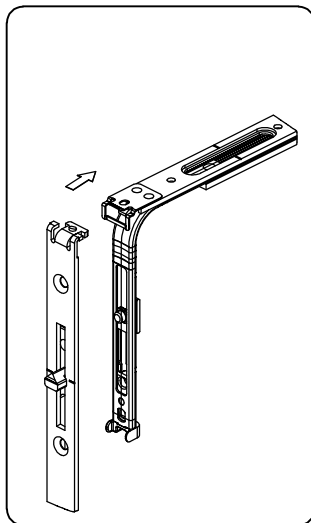
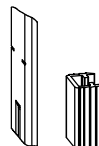
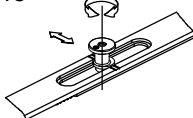
Nosivost max. 100 Kg / 130 Kg  
Load max. 100 Kg / 130 Kg



Okov "UNI-JET D " ovisi o dimenzijama otvora LxH  
"UNI-JET D " mechanism depends on opening dimensions LxH

Podešavanje ključanja  
Locking adjustment

$\pm 1$  mm  
⌀T15

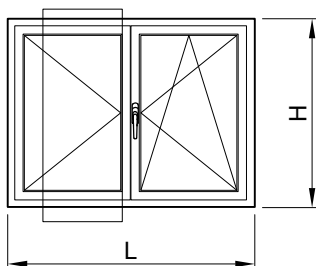


- 1.pogonski mehanizam: konstantan; osovska mjera: 15mm  
1.drive gear: constant; axial measure: 15mm
- 2.pogonski mehanizam: promjenjiv; osovska mjera: 15mm  
2.drive gear: variable; axial measure: 15mm
- 3.pogonski mehanizam: konstantan / promjenjiv;  
osovska mjera: 7.5mm  
3.drive gear: constant / variable; axial measure: 7.5mm
- 4.ručka sa dužinom šipa (7x7) L=25mm  
4.handle with length of pin (7x7) L=25mm

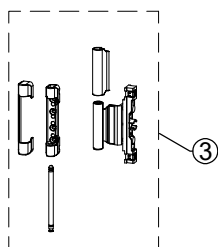
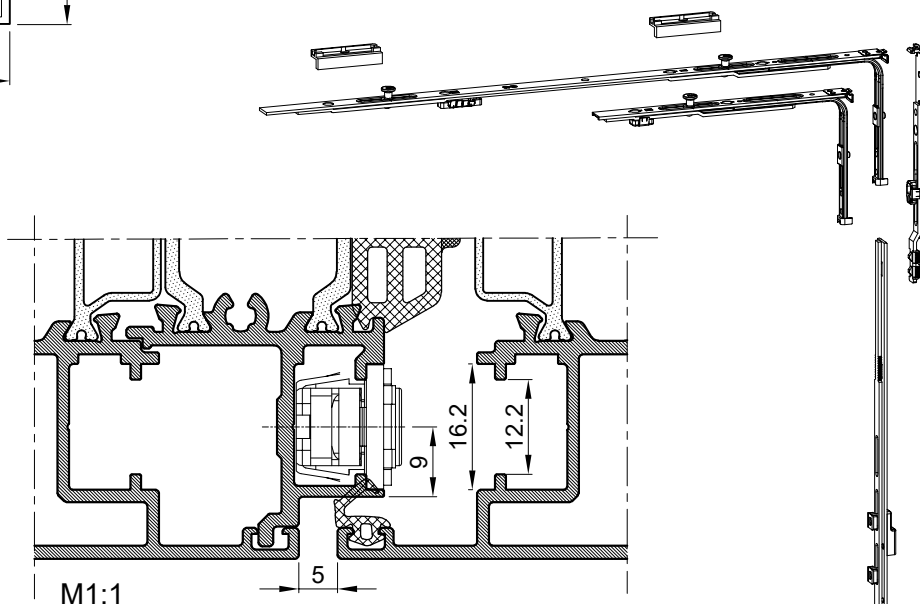
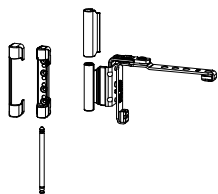
Napomena /Remark:

Okov se naručiva direktno  
preko proizvođača okova -GU

The mechanism is ordered directly  
through the hardware manufacturer -GU



UNI-JET D -okov 16/9 (pvc)- OKOV ZA FIKSIRANJE POMOĆNOG KRILA -GU  
UNI-JET D (GU) -mechanism 16/9 (pvc)- LOCKING MECHANISM FOR  
AXILIARY SASH -GU



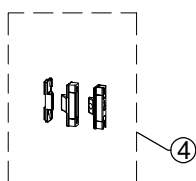
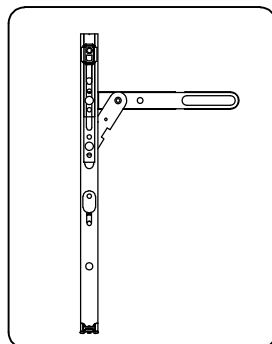
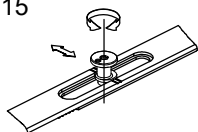
Okov "UNI-JET D " ovisi o dimenzijama otvora LxH  
"UNI-JET D " mechanism depends on opening dimensions LxH

Okov za fiksiranje pomoćnog krila u više točaka;  
(montiranje okova u profil kombatute)  
Locking mechanism for auxiliary sash - multiple points;  
(mechanism in the flying mullion profile)

Podešavanje ključanja  
Locking adjustment

±1 mm

⊙T15



1.poluga za zaključavanje: konstantna

1.drive gear: constant

2.poluga za zaključavanje: promjenjiva

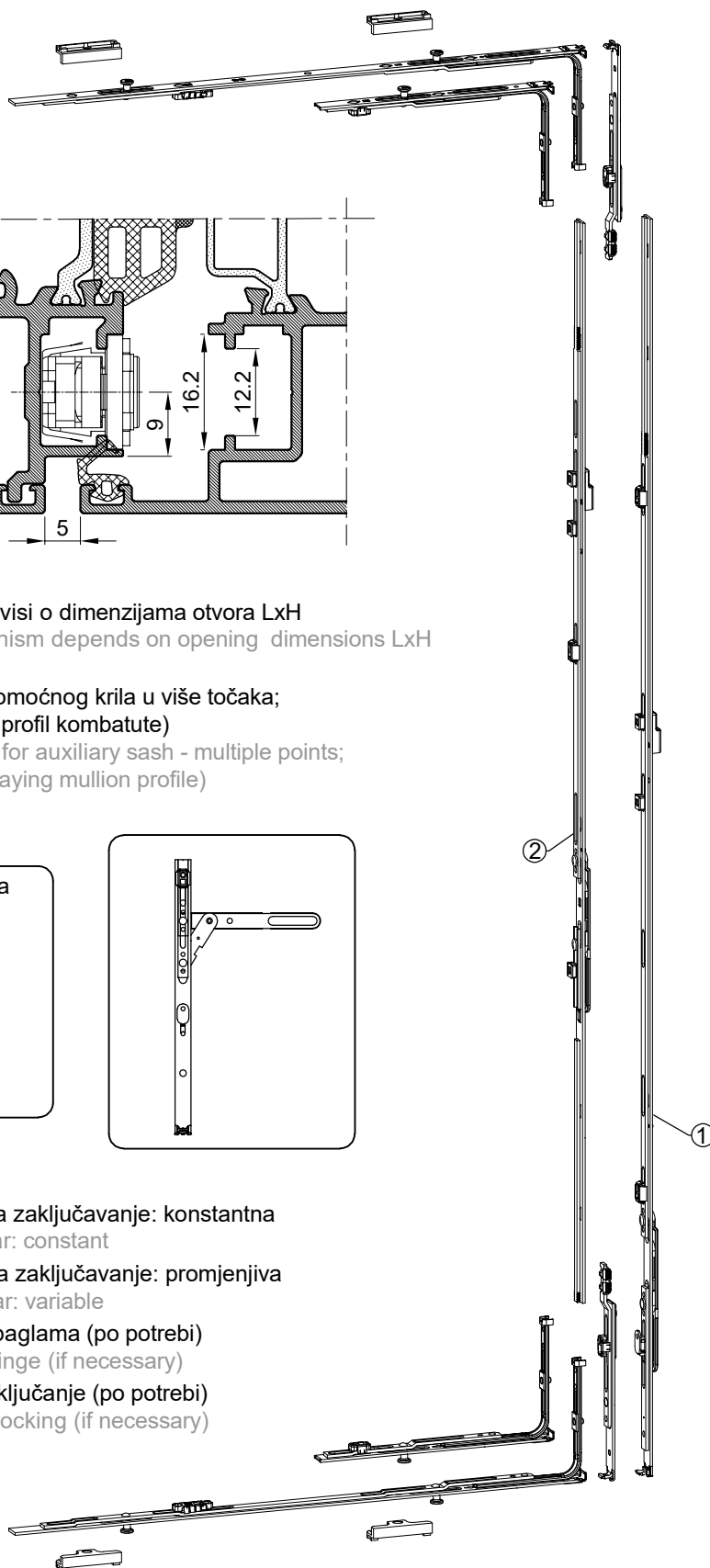
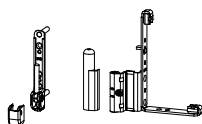
2.drive gear: variable

3.srednja baglama (po potrebi)

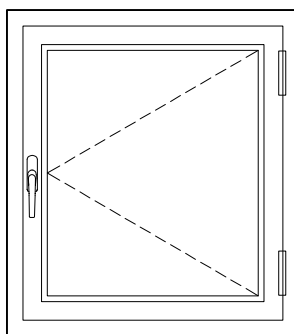
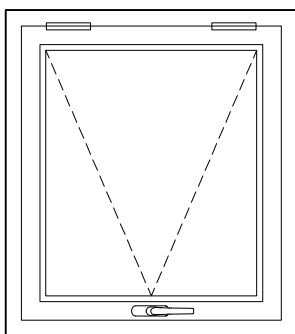
3.middle hinge (if necessary)

4.pasivno ključanje (po potrebi)

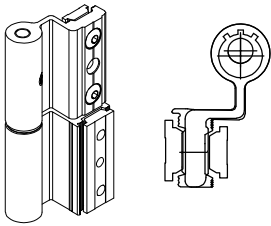
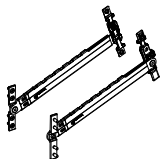


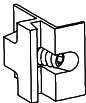

4.passive locking (if necessary)



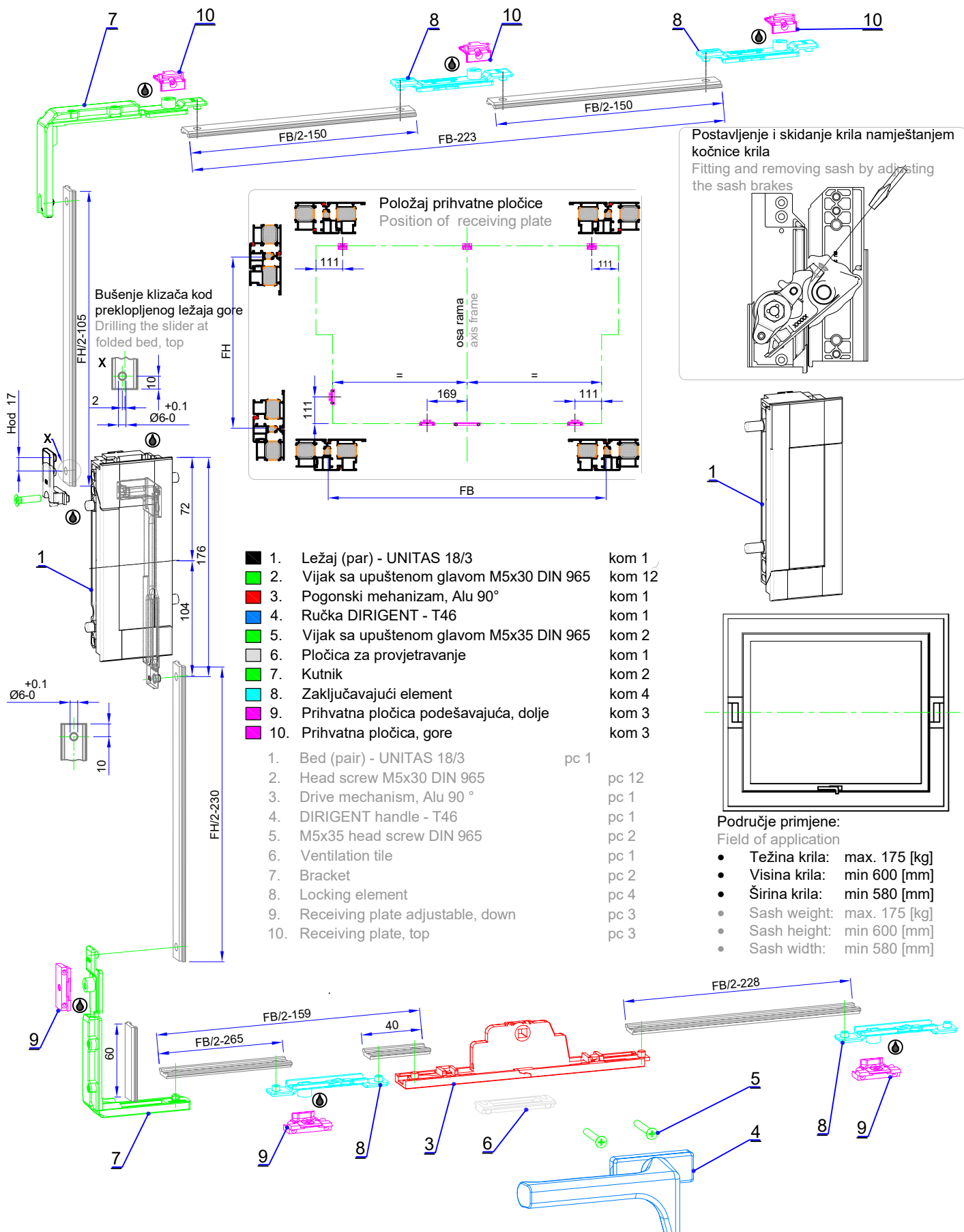
#### OTKLOPNI (VENTUS) I ZAOKRETNI MECHANIZAM - (otvaranje vani) TILT (VENTUS) AND TURN MECHANISM - (outside opening)

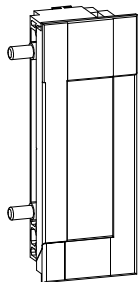
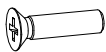
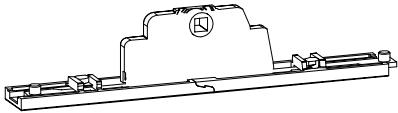
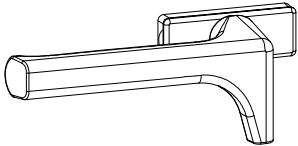




Oznaka Code	Izgled-presjek View-cross section	Opis Description	Materijal Material	Napomena Remark
122.047		<ul style="list-style-type: none"> <li>- Dubinski ufrezavajuća getriba za otvaranje vani (35 mm)</li> <li>- Oznaka proizvođača GU: 6-25916-35-0</li> <li>- Getriba to open out (35 mm)</li> <li>- Manufacturer code GU: 6-25916-35-0</li> </ul>		
102.001.01 02 03		<ul style="list-style-type: none"> <li>- Ručka Dirigent-F</li> <li>- Oznaka proizvođača GU: 6-28072-00-0- 07 bijela 11 siva 06 crna</li> <li>- Boje: 01- bijela; 02 - siva; 03 - crna</li> <li>- Handle Dirigent-F</li> <li>- Manufacturer code GU: 6-28072-00-0- 07 white 11 gray 06 black</li> <li>- Color: 01- white; 02 - gray; 03 - black</li> </ul>		
111.001.01 02 03		<ul style="list-style-type: none"> <li>- Dvodijelna šarka EURO ŽLIJEB</li> <li>- Boje: 01- bijela; 02 - siva; 03 - crna</li> <li>- Two-part hinge EURO GROOVE</li> <li>- Color: 01- white; 02 - gray; 03 - black</li> </ul>		

Oznaka Code	Izgled-presjek View-cross section	Opis Description	Materijal Material	Napomena Remark
114.004.01 02 03		<ul style="list-style-type: none"> <li>- Dvodijelna šarka-<i>EURO ŽLIJEB</i></li> <li>- Oznaka proizvođača Stublina: 2024.00.310 -bijela 315 -siva 313 -crna</li> <li>- Boje: 01- bijela; 02 - siva;03 - crna</li> <li>- Two-part hinge-<i>EURO GROOVE</i></li> <li>- Manufacturer code Stublina: 2024.00.310 -white 315 -gray 313 -black</li> <li>- Color: 01- white; 02 - gray;03 - black</li> </ul>		
134.018		<ul style="list-style-type: none"> <li>- Teleskopski graničnik</li> <li>- Oznaka proizvođača Stublina: 4066.00</li> <li>- Telescopic barrier</li> <li>- Manufacturer code Stublina: 4066.00</li> </ul>		
102.002	  - pilati na: L= 88mm - piled on : L= 88mm	<ul style="list-style-type: none"> <li>- Pravokutni pogonski dio ručke (duljina šipa 7x7 : L=143 mm)</li> <li>- Oznaka proizvođača GU: 9-26874-81-0-1</li> <li>- Rectangular drive part of handle (length of pin 7x7: L=143 mm)</li> <li>- Manufacturer code GU: 9-26874-81-0-1</li> </ul>		
431.923		<ul style="list-style-type: none"> <li>- Vijak M5x70, DIN 965</li> <li>- Screw M5x70, DIN 965</li> </ul>		
134.004		<ul style="list-style-type: none"> <li>- Dodatno ključanje-prihvatnik tuljca</li> <li>- Oznaka proizvođača Stublina: 4010.03</li> <li>- Eccentric pin guide for additional locking</li> <li>- Manufacturer code Stublina: 4010.03</li> </ul>		
134.005		<ul style="list-style-type: none"> <li>- Dodatno ključanje-tuljac</li> <li>- Oznaka proizvođača Stublina: 4010.27</li> <li>- Eccentric pin for additional locking</li> <li>- Manufacturer code Stublina: 4010.27</li> </ul>		

142.011 - SET OKOVA ZA PROZOR - OTVARANJE OKO SREDNJE VODORAVNE OSE - GU  
142.011 - WINDOWS SET - OPEN AROUND MIDDLE HORIZONTAL AXES - GU

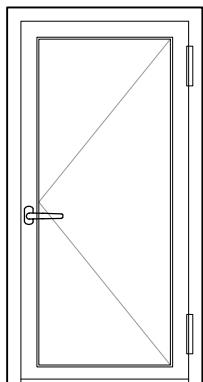


Oznaka Code	Izgled-presjek View-cross section	Opis Description	Materijal Material	Napomena Remark
142.036		-Ležaj (par) - UNITAS 18/3 -Oznaka proizvođača GU: 6-27212-08-P -Bed (pair) - UNITAS 18/3 -Manufacturer code GU: 6-27212-08-P		
142.037		-Vijak sa upuštenom glavom M5x30 DIN 965 -Oznaka proizvođača GU: 9-13133-30-0 -Screw with countersunk head M5x30 DIN 965 -Manufacturer code GU: 9-13133-30-0		
142.038		-Pogonski mehanizam, Alu 90° -Oznaka proizvođača GU: 6-25948-37-0 -Drive mechanism -Manufacturer code GU: 6-25948-37-0		
142.039		-Ručka DIRIGENT - T 46 -Oznaka proizvođača GU: 6-29187-30-0 -Handle DIRIGENT - T 46 -Manufacturer code GU: 6-29187-30-0		
142.040		-Vijak sa upuštenom glavom M5x35 DIN 965 -Oznaka proizvođača GU: 9-13133-35-0 -Screw with countersunk head M5x35 DIN 965 -Manufacturer code GU: 9-13133-35-0		
142.041		-Pločica za provjetravanje -Oznaka proizvođača GU: 6-25982-00-0 -Ventilation tile -Manufacturer code GU: 6-25982-00-0		

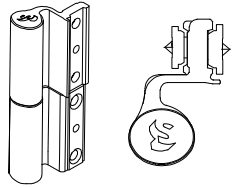
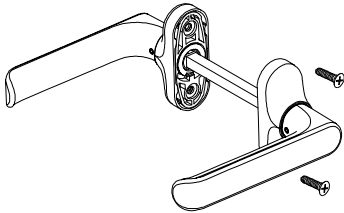
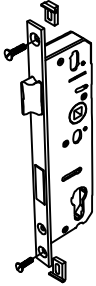
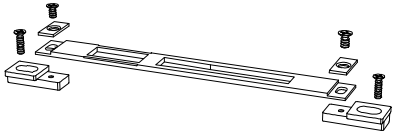
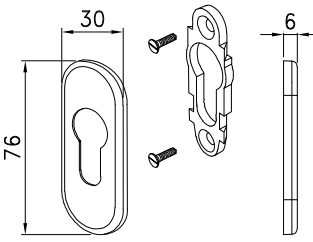
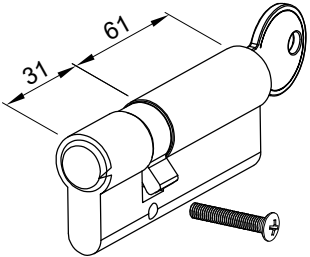
Oznaka Code	Izgled-presjek View-cross section	Opis Description	Materijal Material	Napomena Remark
142.042		-Kutnik -Oznaka proizvođača GU: 6-24529-00-0 -Bracket -Manufacturer code GU: 6-24529-00-0		
142.043		-Zaključavajući element -Oznaka proizvođača GU: 6-24539-00-0 -Locking element -Manufacturer code GU: 6-24539-00-0		
142.044		-Prijvatna pločica podešavajuća, dolje, žlijeb 15/20 -Oznaka proizvođača GU: 6-28832-00-0 -Receiving plate adjustable, down, groove 15/20 -Manufacturer code GU: 6-28832-00-0		
142.045		-Prijvatna pločica, gore -Oznaka proizvođača GU: 30959-01-0 -Receiving plate, top -Manufacturer code GU: 6-30959-01-0		
142.046		-Ručka DIRIGENT - S 44 -Oznaka proizvođača GU: 6-29189-30-0 -Handle DIRIGENT - S 44 -Manufacturer code GU: 6-29189-30-0		Elementi po izboru Elements of your choice
142.047		-Element za zadržavanje krila u 180° -Oznaka proizvođača GU: 6-20017-00-0 -Sash retaining element 180° -Manufacturer code GU: 6-20017-00-0		Elementi po izboru Elements of your choice
142.048		-Šablon za ležaj -Oznaka proizvođača GU: 6-27419-00-0 -Drilling template for bed -Manufacturer code GU: 6-27419-00-0		Elementi po izboru Elements of your choice



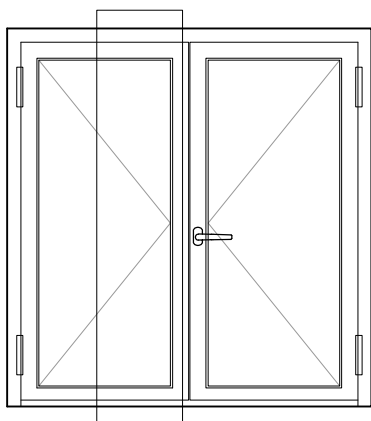
#### JEDNOKRILNA VRATA, OTVARANJE UNUTRA ONE-LEAF DOOR, INWARDS OPENING



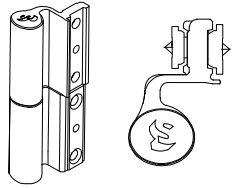
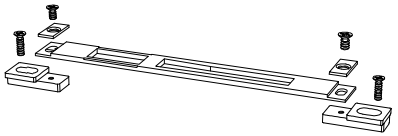
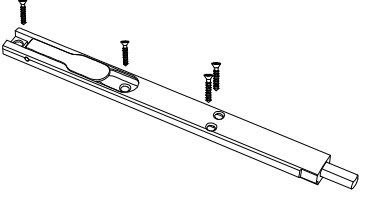
Oznaka Code		Opis Description	Materijal Material	Napomena Remark
113.009.01 02 03		<ul style="list-style-type: none"> <li>- Dvodijelna šarka OSNO 70</li> <li>- Oznaka proizvođača ALU-B: Max3D 70</li> <li>- Boje: 01- bijela; 02 - siva;03 - crna</li> <li>- Two-part hinge OSNO 70</li> <li>- Manufacturer code ALU-B: Max3D 70</li> <li>- Color: 01- white; 02 - gray;03 - black</li> </ul>	Al. Čelik Steel	
113.016.01 02 03		<ul style="list-style-type: none"> <li>- Podložna pločica d=8mm (ALU-B)</li> <li>- Boje: 01- bijela; 02 - siva;03 - crna</li> <li>- Washer plate d=8mm (ALU-B)</li> <li>- Color: 01- white; 02 - gray;03 - black</li> </ul>	Al.	
113.012		<ul style="list-style-type: none"> <li>- Set za TERMO 65</li> <li>- Set za dvodijelnu šarku (Max3D xx)</li> <li>- Oznaka proizvođača ALU-B: Set za Termo 65</li> <li>- Set for TERMO 65</li> <li>- Set for two-part hinge (Max3D xx)</li> <li>- Manufacturer code ALU-B: Set for Termo 65</li> </ul>		
113.013		<ul style="list-style-type: none"> <li>- Set za TERMO 50</li> <li>- Set za dvodijelnu šarku (Max3D xx)</li> <li>- Oznaka proizvođača ALU-B: Set za Termo 50</li> <li>- Set for TERMO 50</li> <li>- Set for two-part hinge (Max3D xx)</li> <li>- Manufacturer code ALU-B: Set for Termo 50</li> </ul>		

Oznaka Code	Izgled-presjek View-cross section	Opis Description	Materijal Material	Napomena Remark
114.001.01 02 03		<ul style="list-style-type: none"> <li>- Dvodijelna šarka-<b>EURO ŽLIJEB</b></li> <li>- Oznaka proizvođača Stublina: 2006.00.310 -bijela 315 -siva 313 -crna</li> <li>- Boje: 01- bijela; 02 - siva;03 - crna</li> <li>- Two-part hinge-<b>EURO GROOVE</b></li> <li>- Manufacturer code Stublina: 2006.00.310 -white 315 -gray 313 -black</li> <li>- Color: 01- white; 02 - gray;03 - black</li> </ul>		
104.015.01 02 03		<ul style="list-style-type: none"> <li>- Ručka za vrata ..... (duljina šipa 8x8 : L=140mm)</li> <li>- Oznaka proizvođača Stublina: 1132.00.310 -bijela 315 -siva 313 -crna</li> <li>- Boje: 01- bijela; 02 - siva;03 - crna</li> <li>- Door handle.....(length of pin 8x8 : L=140mm)</li> <li>- Manufacturer code Stublina: 1132.00.310 -white 315 -gray 313 -black</li> <li>- Color: 01- white; 02 - gray;03 - black</li> </ul>	AlSi Zamak	
124.001		<ul style="list-style-type: none"> <li>- Brava 35 mm sa jezičkom</li> <li>- Oznaka proizvođača Stublina: 3022</li> <li>- Lock 35 mm with latchbolt</li> <li>- Manufacturer code Stublina: 3022</li> </ul>	Inox Čelik	
124.003		<ul style="list-style-type: none"> <li>- Prihvatnik jezička brave (šild)</li> <li>- Oznaka proizvođača Stublina: 3016.00</li> <li>- Lock latchbolt acceptor (safety panel)</li> <li>- Manufacturer code Stublina: 3016.00</li> </ul>	Prokrom Čelik	
124.035.01 02 03		<ul style="list-style-type: none"> <li>- Štitnik cilindra za bravu (par)</li> <li>- Oznaka proizvođača Stublina: 1131.04.410 -bijela 415 -siva 413 -crna</li> <li>- Boje: 01- bijela; 02 - siva;03 - crna</li> <li>- Lock cylinder protector (two-sided)</li> <li>- Manufacturer code Stublina: 1131.04.410 -white 415 -gray 413 -black</li> <li>- Color: 01- white; 02 - gray;03 - black</li> </ul>	Zn Čelik	
124.002		<ul style="list-style-type: none"> <li>- Uložak (cilindar) za bravu 35mm</li> <li>- Oznaka proizvođača Stublina: 5057.00.520 (dužina cilindra 92mm (31+61))</li> <li>- Lock insert (cylinder) 35mm</li> <li>- Manufacturer code Stublina: 5057.00.520 (length cylinder 92mm (31+61))</li> </ul>	Ni	

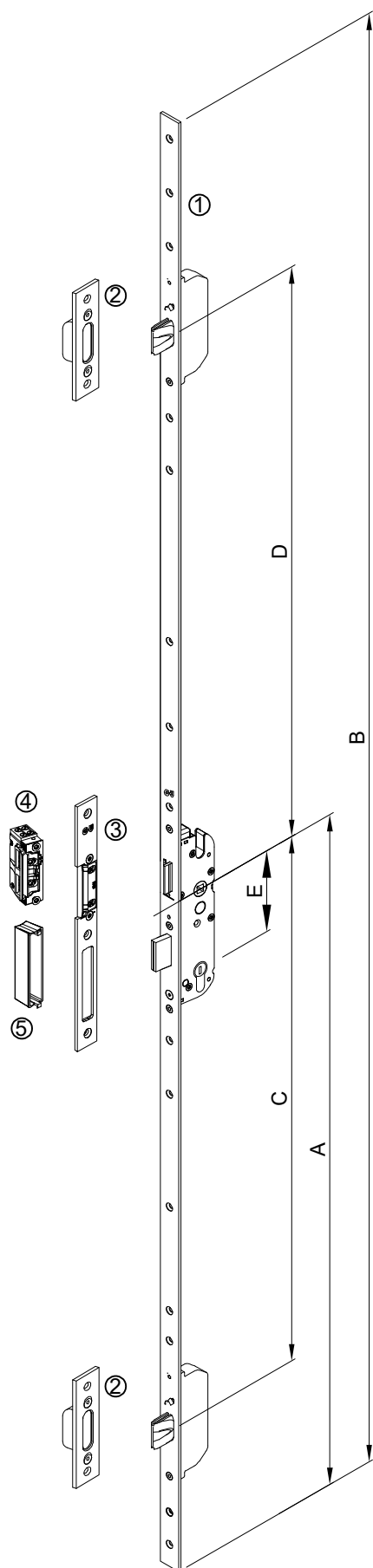
#### KLJUČANJE POMOĆNOG KRILA KOD DVOKRILNIH VRATA, OTVARANJE UNUTRA LOCKING OF AUXILIARY LEAF ON DOUBLE DOOR, INWARDS OPENING



Oznaka Code		Opis Description	Materijal Material	Napomena Remark
113.009.01 02 03		<ul style="list-style-type: none"> <li>- Dvodijelna šarka OSNO 70</li> <li>- Oznaka proizvođača ALU-B: Max3D 70</li> <li>- Boje: 01- bijela; 02 - siva;03 - crna</li> <li>- Two-part hinge OSNO 70</li> <li>- Manufacturer code ALU-B: Max3D 70</li> <li>- Color: 01- white; 02 - gray;03 - black</li> </ul>	Al. Čelik Steel	
113.016.01 02 03		<ul style="list-style-type: none"> <li>- Podložna pločica d=8mm (ALU-B)</li> <li>- Boje: 01- bijela; 02 - siva;03 - crna</li> <li>- Washer plate d=8mm (ALU-B)</li> <li>- Color: 01- white; 02 - gray;03 - black</li> </ul>	Al.	
113.012		<ul style="list-style-type: none"> <li>- Set za TERMO 65</li> <li>- Set za dvodijelnu šarku (Max3D xx)</li> <li>- Oznaka proizvođača ALU-B: Set za Termo 65</li> <li>- Set for TERMO 65</li> <li>- Set for two-part hinge (Max3D xx)</li> <li>- Manufacturer code ALU-B: Set for Termo 65</li> </ul>		
113.013		<ul style="list-style-type: none"> <li>- Set za TERMO 50</li> <li>- Set za dvodijelnu šarku (Max3D xx)</li> <li>- Oznaka proizvođača ALU-B: Set za Termo 50</li> <li>- Set for TERMO 50</li> <li>- Set for two-part hinge (Max3D xx)</li> <li>- Manufacturer code ALU-B: Set for Termo 50</li> </ul>		

Oznaka Code	Izgled-presjek View-cross section	Opis Description	Materijal Material	Napomena Remark
114.001.01 02 03		<ul style="list-style-type: none"> <li>- Dvodijelna šarka-EURO ŽLIJEB</li> <li>- Oznaka proizvođača Stublina: 2006.00.310 -bijela 315 -siva 313 -crna</li> <li>- Boje: 01- bijela; 02 - siva;03 - crna</li> <li>- Two-part hinge-EURO GROOVE</li> <li>- Manufacturer code Stublina: 2006.00.310 -white 315 -gray 313 -black</li> <li>- Color: 01- white; 02 - gray;03 - black</li> </ul>		
124.003		<ul style="list-style-type: none"> <li>- Prihvatnik jezička brave (šild)</li> <li>- Oznaka proizvođača Stublina: 3016.00</li> <li>- Lock latchbolt acceptor (safety panel)</li> <li>- Manufacturer code Stublina: 3016.00</li> </ul>	Prokrom Čelik	
144.003.01 02 03		<ul style="list-style-type: none"> <li>- Zapinjač-krakun za vrata</li> <li>- Oznaka proizvođača Stublina: 3006.00.310 -bijela 315 -siva 313 -crna</li> <li>- Boje: 01- bijela; 02 - siva;03 - crna</li> <li>- Door latch</li> <li>- Manufacturer code Stublina: 3006.00.310 -white 315 -gray 313 -black</li> <li>- Color: 01- white; 02 - gray;03 - black</li> </ul>		

### SIGURNOSNA BRAVA 35mm SA TRI MJESTA KLJUČANJA - G-U SECURITY (MR2) SAFETY LOCK 35mm WITH 3 LOCKING POINT - G-U SECURITY (MR2)



#### 1) 122.052

- Brava G-U Secury sa masivnim zasunima (MR2)
- oznaka proizvođača G-U: 6-31542-14-0-8
- Multipoint lock with massive bolts G-U Secury (MR2)
- manufacturer code G-U: 6-31542-14-0-8

Dubina Depth	Potisna ploča Push plate	Visina ručke (A) Height height (A)	Rastojanje (E) Distance (E)	Četvrtka Quarter	Visina brave (B) Lock height (B)	(C)	(D)	Oznaka proizvođača Manufacturer code
35	24x2.5	1020	92	□ 8	2285	760	730	6-31542-14-0-8

#### 2) 122.053

- Prihvatna pločica (ravna) 22x3mm
- oznaka proizvođača G-U: 6-40059-02-0-8
- Striking plate (flat) 22x3mm
- manufacturer code G-U: 6-40059-02-0-8

#### 3) 122.054

- Prihvatni lim (ravni) 22x3mm,
- oznaka proizvođača G-U: 6-39257-01-L-8 (Lijeva);  
6-39257-01-R-8 (Desna)
- Striking plate (flat) 22x3mm,
- manufacturer code G-U: 6-39257-01-L-8 (Left);  
6-39257-01-R-8 (Right)


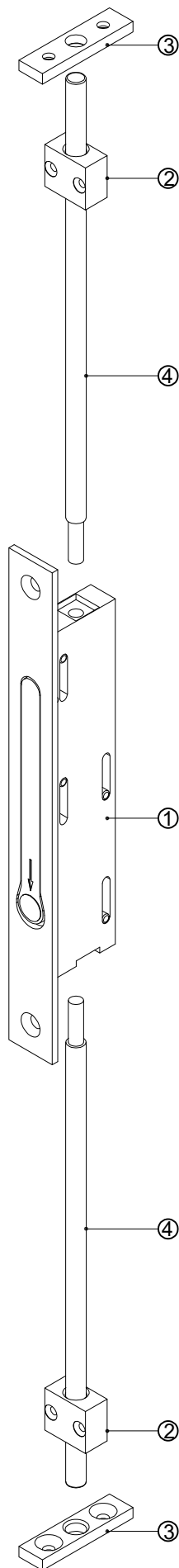
#### 4) 122.055

- Elektro otvarač vrata GU ET8 AES (9-24V-AC/DC), 60N 100%E
- oznaka proizvođača G-U: 6-38473-02-0-1  
(Elektro otvarač se koristi po želji)
- Electrical door opener GU ET8 AES (9-24V-AC/DC), 60N 100%E
- manufacturer code G-U: 6-38473-02-0-1  
(Electrical door opener is optional)

#### 5) 122.030

- Kučiste zasuna brave (62mm)
- oznaka proizvođača G-U: 9-48553-03-0-6  
(Element po želji)
- Latch bolt casement (62mm).
- manufacturer code G-U: 9-48553-03-0-6  
(Optional part)

### KLJUČANJE POMOĆNOG KRILA KOD DVOKRILNIH VRATA LOCKING OF AUXILARY LEAF ON DOUBLE DOOR



**1) 122.057**

- Brvica za ključanje pomoćnog krila u ramu i pragu
- oznaka proizvođača G-U: B\_1899\_0201\_BD01
- Lock for the auxiliary leaf in the frame and threshold
- manufacturer code G-U: B\_1899\_0201\_BD01

**2) 521.312**

- Usmjerivač osovinice
- Shaft positioner

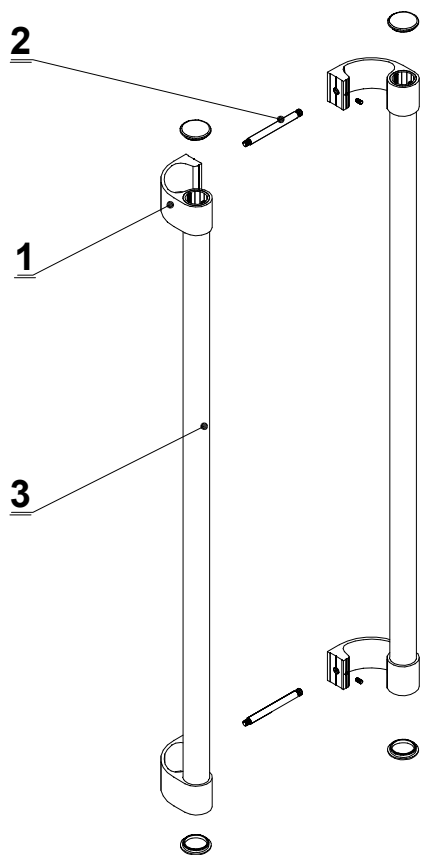
**3) 521.314**

- Pločica u ramu i pragu za ključanje pomoćnog krila
- Insert plate in the frame and threshold for the locking of auxiliary leaf

**4) 521.315**

- Osovinica Ø8 mm; L=2000 mm
- Shaft Ø8mm; L=2000 mm

#### RUKOHVAT ZA VRATA (OBOSTRANO) DOOR PULL HANDLE (BOTH SIDES)



1. Art. **100.019** ..... kom 1  
 Artikel sadržava:  
 -nosač rukohvata, vanjski art.391.182 kom 2  
 -nosač rukohvata, unutarnji art.391.181 kom 2  
 -čep za profil rukohvata art. 375.075 kom 4  
 -vijak imbus M6x10 DIN 914 art.431.342 kom 2  
 -vijak imbus M5x4 DIN 913 art.431.805 kom 4

2. Art. **391.177**  
 -inox osovina (L= 94mm) ..... kom 2

3. Profil rukohvata vrata **F-0829** ..... kom 2  
 Profil F-0829 se pila na mjeru - prema zahtjevu kupca,  
 a isporučuje se u standardnoj mjeri - 6500 mm

1. Art. **100.019** ..... pcs 1  
 Elements of products:  
 -handrail carrier, outside art.391.182 pcs 2  
 -handrail carrier, inside art.391.181 pcs 2  
 -plug for profile of handrail art. 375.075 pcs 4  
 -screw M6x10 DIN 914 art.431.342 pcs 2  
 -screw M5x4 DIN 913 art.431.805 pcs 4

2. Art. **391.177**  
 -inox shaft (L= 94mm) ..... pcs 2

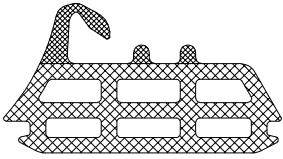
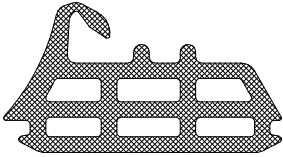
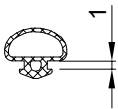

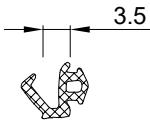
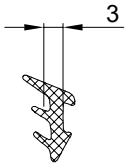
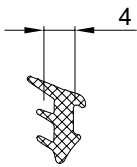
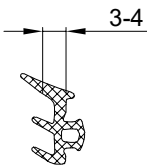
3. Handrail profile of door **F-0829** ..... pcs 2  
 The profile OF-0829 is cutted at dimension- according to  
 request of customer and delivering in standard dimension-6500 mm

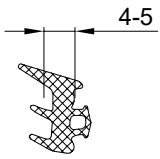
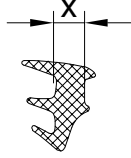

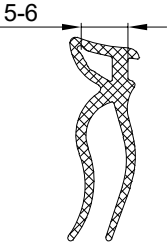
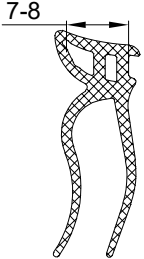
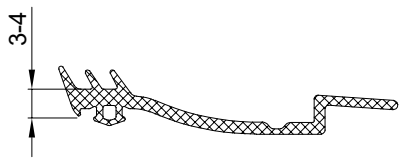
Oznaka Code	Izgled-presjek View-cross section	Opis Description	Materijal Material	Napomena Remark
<b>100.019 01 02 03</b>		- Nosač rukohvata F-0829 - Boje: 01- bijela; 02 - siva;03 - crna - Carrier handrail F-0829 - Color: 01- white; 02 - gray;03 - black		
<b>391.177</b>		- Inox osovina (L=94 mm) - Inox shaft (L=94 mm)	Inox Inox	


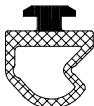
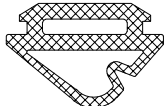
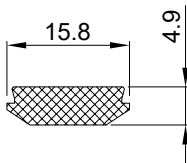
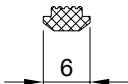
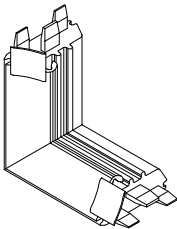


**Brtve**  
Gaskets



Oznaka Code	Izgled-presjek View-cross section	Opis Description	Materijal Material	Napomena Remark
334.008		- Centralna brtva - Central gasket	TPE	73ShA 30ShA
337.003		- Centralna brtva - Central gasket	Spužvasti EPDM Foam EPDM	700 kg/m <sup>3</sup>
314.001		- Brtva u profilu rama - Gasket in frame profile	TPE	65ShA
321.001		- Brtva u profilu krila i rama - Gasket in sash and frame profile	EPDM	61ShA
321.006		- Brtva u profilu krila i rama - Gasket in sash and frame profile	EPDM	61ShA
311.001		- Brtva prema staklu /unutarnja/ - Glazing gasket /interior/	EPDM	75ShA
311.002		- Brtva prema staklu /unutarnja/ - Glazing gasket /interior/	EPDM	75ShA
321.002		- Brtva prema staklu /vanjska/ - Glazing gasket /exterior/	EPDM	65ShA


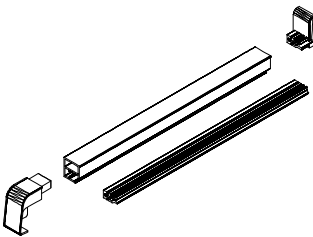

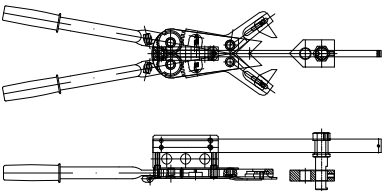
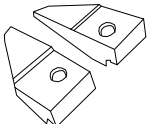
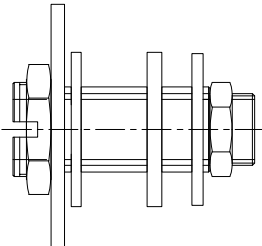
Oznaka Code	Izgled-presjek View-cross section	Opis Description	Materijal Material	Napomena Remark
321.003		- Brtva prema staklu /vanjska/ - Glazing gasket /exterior/	EPDM	65ShA
311.014 311.007 311.008 311.009 311.010		- Brtva prema staklu /unutarnja/ - Glazing gasket /interior/  Stara oznaka /Former code 311.014    UP-2    X=2 mm 311.007    UP-5    X=5 mm 311.008    UP-6    X=6 mm 311.009    UP-7    X=7 mm 311.010    UP-8    X=8 mm	EPDM	75ShA
311.003		-Brtva prema staklu /unutarnja/ - nosi 3-4 mm -Gasket towards glass /interior/ - carries 3-4 mm/	EPDM	71ShA
311.004		-Brtva prema staklu /unutarnja/ - nosi 5-6 mm -Gasket towards glass /interior/ - carries 5-6 mm	EPDM	71ShA
311.005		-Brtva prema staklu /unutarnja/ - nosi 7-8 mm -Gasket towards glass /interior/ - carries 7-8 mm	EPDM	71ShA
321.004		-Brtva prema staklu /vanjska/ - nosi 3-4 mm -Gasket towards glass /exterior/ - carries 3-4 mm	EPDM	71ShA

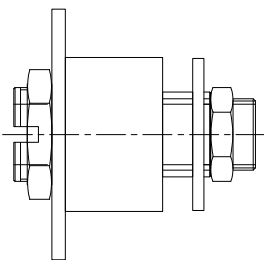
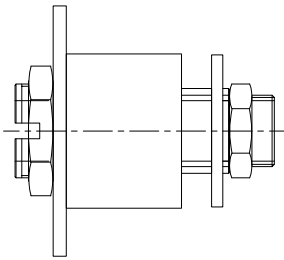
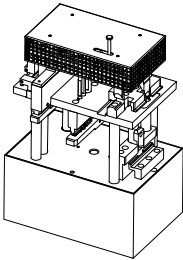
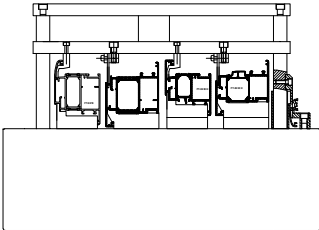
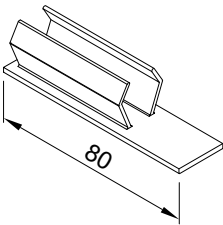
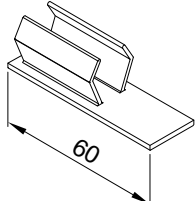
Oznaka Code	Izgled-presjek View-cross section	Opis Description	Materijal Material	Napomena Remark
327.002		- Brtnica u profilu rama i profilu komatute - Gasket in frame profile and in flying mullion profile	Spužvasti EPDM Foam EPDM	900 kg/m <sup>3</sup>
344.088		- Brtnica prema profilu praga - Gasket towards the threshold profile	TPE	50ShD 50ShA
344.071		- -Brtnica prema pragu vrata-otvaranje vani - Gasket towards door threshold -exterior opening	TPE	65 ShA
344.058		- Brtnica u profilu praga - Gasket in threshold profile	TPE	65 ShA
340.055		- Brtnica (u profilu okomice F-1569) - Gasket (in french balcony profile F-1569)	ELASTRON	65 ShA
363.081		- Kutni umetak za centralne brtnice: 334.008 i 337.003 - Corner insert for central gaskets: 334.008 and 337.003	EPDM	30ShA

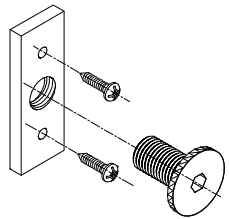
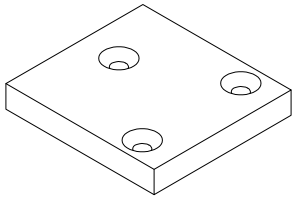
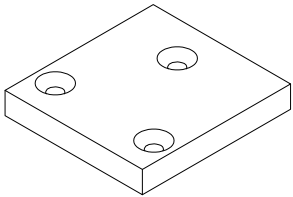
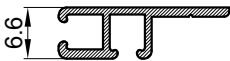
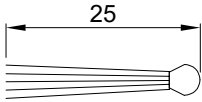
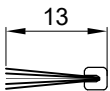


# Dodaci Accessories



Oznaka Code	Izgled-presjek View-cross section	Opis Description	Materijal Material	Napomena Remark
301.006.01 02 03		- Set za bočni čep klupice - Aluminium window sill side caps	PVC TPE Al.	
301.009.01 02 03		- Set za bočni čep klupice - Aluminium window sill side caps	PVC TPE Al.	
301.010.01 02 03		- Set za bočni čep klupice (za klupicu 360mm) - Aluminium window sill side caps (for window sill 360mm)	PVC TPE Al.	
240.001		- Kliješta za kutne spojnice - Manual crimping tool		
240.001.00.01		- Noževi za kliješta kutnih spojnica - Knives for crimper corner joint		
220.035		- Grupa glodala za obradu profila prečnih prema profilu rama i profilu prečke - Milling tools for processing of a crossbar profiles according frame profile and crossbar profile	Čelik Steel	

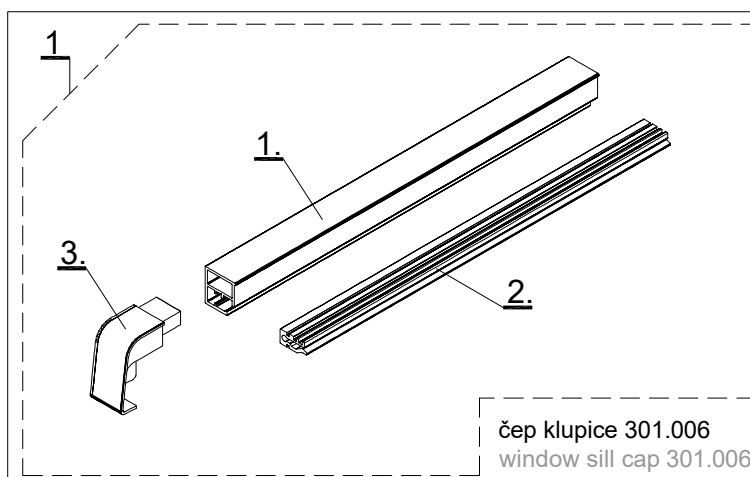
Oznaka Code	Izgled-presjek View-cross section	Opis Description	Materijal Material	Napomena Remark
220.037		<ul style="list-style-type: none"> <li>- Grupa glodala za obradu profila prečkih prema profilu zaobljenog krila</li> <li>- Milling tools for processing of a crossbar profiles according rounded sash</li> </ul>	Čelik Steel	
220.038		<ul style="list-style-type: none"> <li>- Grupa glodala za obradu profila prečkih prema profilu ravnog krila</li> <li>- Milling tools for processing of a crossbar profiles according straight sash</li> </ul>	Čelik Steel	
210.001		<ul style="list-style-type: none"> <li>- Štanca za otklopno zaokretne sisteme prozora i vrata</li> <li>- Stara oznaka: Štanca S1</li> <li>- Punching machine for tilt-turn systems of windows and doors:</li> <li>- Former code: Štanca S1</li> </ul>		
210.009		<ul style="list-style-type: none"> <li>- Pneumatska štanca za obradu odvoda kondenzata i provjetranje</li> <li>- Stara oznaka : Štanca S9</li> <li>- Pneumatic punch for condensate drainage and ventilation in</li> <li>- Former code : Štanca S9</li> </ul>		
521.287		<ul style="list-style-type: none"> <li>- Umetak za profil ojačanja prečke (za profile NP-4183 i NP-4184)</li> <li>- End insert for window crossbar reinforcement (for profiles NP-4183 and NP-4184)</li> </ul>	Al.	
521.288		<ul style="list-style-type: none"> <li>- Umetak za profil ojačanja prečke (za profile F-1634 i NP-4184)</li> <li>- End insert for window crossbar reinforcement (for profiles F-1634 and NP-4184)</li> </ul>	Al.	

Oznaka Code	Izgled-presjek View-cross section	Opis Description	Materijal Material	Napomena Remark
521.107		- Element za ugradnju - Instalation elemet	PVC.	
391.148		- Aluminijska nosiva pločica francuskog balkona lijeva 50 mm x 54 mm x 8 mm - French balcony aluminium glass support left 50 mm x 54 mm x 8 mm	Al.	
391.149		- Aluminijska nosiva pločica francuskog balkona lijeva 50 mm x 54 mm x 8 mm - French balcony aluminium glass support left 50 mm x 54 mm x 8 mm	Al.	
521.001		- Držač četkaste brtve L=2500 mm - Brush gasket holder L=2500 mm	Al.	
347.001		- Četkasta brtva L=2500 mm - Brush gasket L=2500 mm		
347.008		- Četkasta brtva za MF-45 (13mm) - Brush gasket for MF-45 (13mm)		

Oznaka Code	Izgled-presjek View-cross section	Opis Description	Materijal Material	Napomena Remark
340.013		-Ispuna po opsegu stakla sa ljepljivom trakom- Izoterm plamaframe -Insulation around the glass with adhesive tape- Isoterm plamaframe	XPE	
348.002		-Ispuna po opsegu stakla sa ljepljivom trakom- Izoterm plamaframe -Insulation around the glass with adhesive tape- Isoterm plamaframe	XPE	
340.450		-Ispuna po opsegu stakla Izoterm plamaframe -Insulation around the glass Isoterm plamaframe	XPE	
340.465		-Ispuna po opsegu stakla sa ljepljivom trakom- Izoterm plamaframe -Insulation around the glass with adhesive tape- Isoterm plamaframe	XPE	

### SET ZA BOČNI ČEP PROZORSKE KLUPICE 301.006 SET FOR SIDE CAP OF WINDOW SILL 301.006

- 1. - Osnovni profil
- 2. - PVC prihvatnik klupice
- 3. - Vanjski čep-prihvatnik klupice i profila
- 1. - Basic profile
- 2. - PVC window sill acceptor
- 3. - Outside cap - sill and profile acceptor

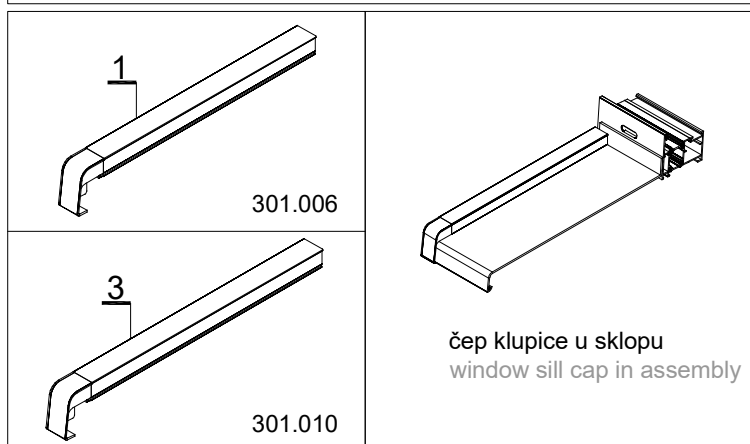


- 1 - Set za bočni čep klupice 301.006
- 2 - Set za bočni čep klupice 301.009
- 3 - Set za bočni čep klupice 301.010

-Setovi bočnih čepova 301.006 i 301.009 su u veličini profila klupice F-0680/J (280 mm)  
-Za manje klupice se radi skraćivanje čepa prema mjerama u uputstvu artikla  
-Set za bočni čep 301.010 - (360 mm)  
-Izbor boje čepova prema RAL-karti

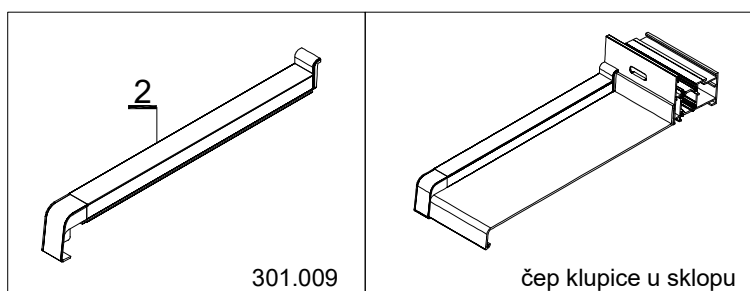
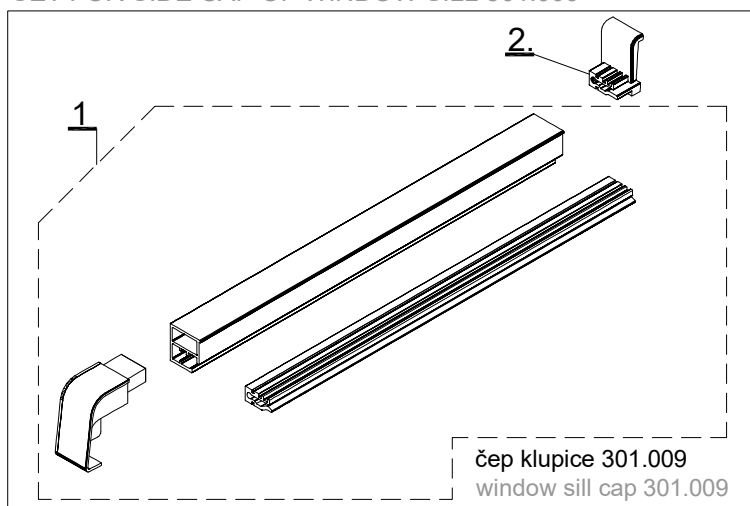
- 1 - Set for side cap of window sill 301.006
- 2 - Set for side cap of window sill 301.009
- 3 - Set for side cap of window sill 301.010

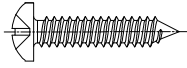

-Side cap set 301.006 and 301.009 are in size of window sill profile F-0680/J (280 mm)  
-For smaller window sills side caps are shorten according to article dimensions  
-Set for side cap 301.010 - (360 mm)  
-Selection of cap colour according to RAL-map

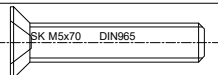




### SET ZA BOČNI ČEP PROZORSKE KLUPICE 301.009 SET FOR SIDE CAP OF WINDOW SILL 301.009

- 1 - Set klupice 301.006
- 2. - Čep do otvora-prihvatnik klupice i profila
- 1 - Window sill set 301.006
- 2. - Cap next to the opening - Window sill and profile acceptor



Oznaka Code	Opis Description	Izgled-presjek View-cross section	Materijal Material	Napomena Remark
433.003	vijak 3.5x13 DIN 7981 screw 3.5x13 DIN 7981		Inox A2	
433.009	vijak 3.5x38 DIN 7981 screw 3.5x38 DIN 7981		Inox A2	
433.017	vijak 3.9x16 DIN 7981 screw 3.9x16 DIN 7981		Inox A2	
433.018	vijak 3.9x19 DIN 7981 screw 3.9x19 DIN 7981		Inox A2	
433.019	vijak 3.9x22 DIN 7981 screw 3.9x22 DIN 7981		Inox A2	
433.020	vijak 3.9x25 DIN 7981 screw 3.9x25 DIN 7981		Inox A2	
433.021	vijak 3.9x32 DIN 7981 screw 3.9x32 DIN 7981		Inox A2	
433.031	vijak 4.2x22 DIN 7981 screw 4.2x22 DIN 7981		Inox A2	
433.033	vijak 4.2x32 DIN 7981 screw 3.9x32 DIN 7981		Inox A2	
433.042	vijak 4.8x16 DIN 7981 screw 4.8x16 DIN 7981		Inox A2	
433.045	vijak 4.8x25 DIN 7981 screw 4.8x25 DIN 7981		Inox A2	
433.046	vijak 4.8x32 DIN 7981 screw 4.8x32 DIN 7981		Inox A2	
433.047	vijak 4.8x38 DIN 7981 screw 4.8x38 DIN 7981		Inox A2	
433.048	vijak 4.8x45 DIN 7981 screw 4.8x45 DIN 7981		Inox A2	
433.049	vijak 4.8x50 DIN 7981 screw 4.8x50 DIN 7981		Inox A2	
433.050	vijak 4.8x60 DIN 7981 screw 4.8x60 DIN 7981		Inox A2	
433.051	vijak 4.8x70 DIN 7981 screw 4.8x70 DIN 7981		Inox A2	
433.092	vijak 3.5x16 DIN 7982 screw 3.5x16 DIN 7982		Inox A2	
433.129	vijak 4.8x16 DIN 7982 screw 4.8x16 DIN 7982		Inox A2	
433.133	vijak 4.8x32 DIN 7982 screw 4.8x32 DIN 7982		Inox A2	
433.134	vijak 4.8x38 DIN 7982 screw 4.8x38 DIN 7982		Inox A2	
433.135	vijak 4.8x45 DIN 7982 screw 4.8x45 DIN 7982		Inox A2	

Oznaka Code	Opis Description	Izgled-presjek View-cross section	Materijal Material	Napomena Remark
431.923	vijak M5x70 DIN 965 screw M5x70 DIN 965		Inox A2	
430.188	udarna tipla sa vijkom (fischer N5x30 S) hammer fix plugs with pre-fitted nails (fischer N5x30 S)		Inox A2	
430.183	turbo vijak (fischer FFS 7.5 x 52) turbo screw (fischer FFS 7.5 x 52)		Inox A2	
430.184	turbo vijak (fischer FFS 7.5 x 62) turbo screw (fischer FFS 7.5 x 62)		Inox A2	
430.073	turbo vijak (fischer FFS 7.5 x 72) turbo screw (fischer FFS 7.5 x 72)		Inox A2	

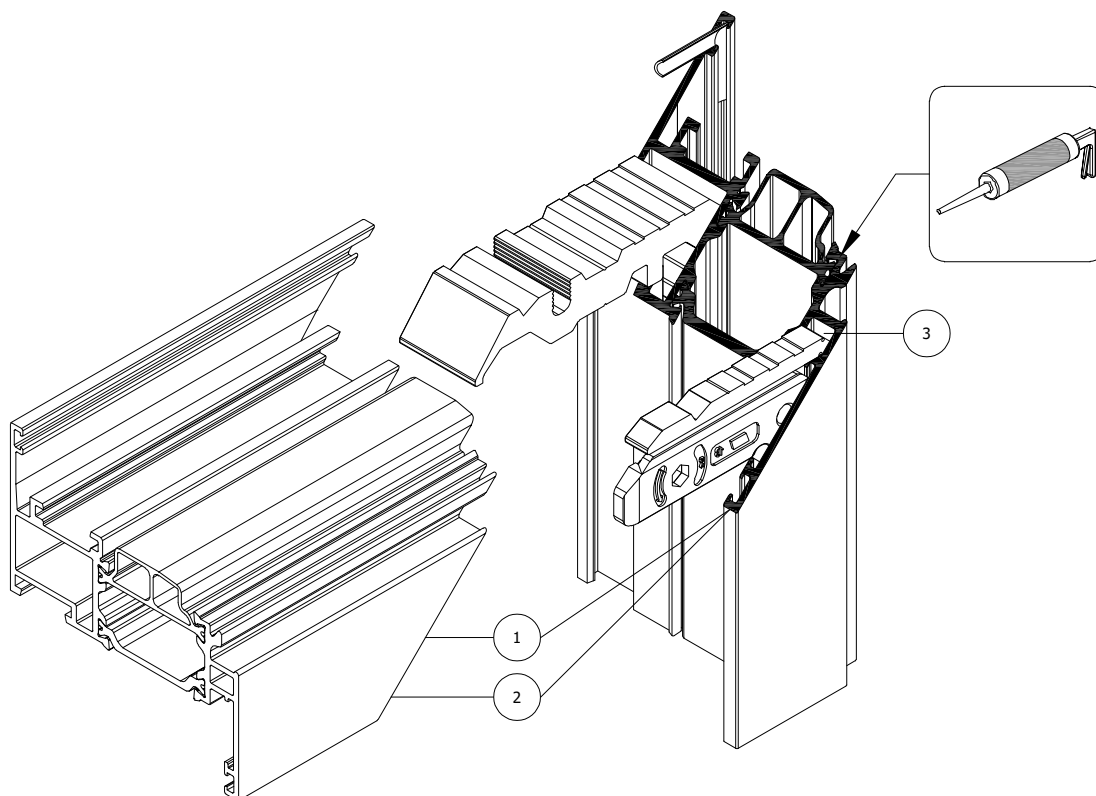


# Obrada i montaža

## Processing and montage



SPAJANJE PROFILA KUTNICIMA POD KUTEM OD 90°  
CONNECTION OF PROFILES WITH CORNER BRACKETS AT 90° ANGLE



POSTUPAK SPAJANJA PROFILA:

1. Sve površine koje se spajaju-rezove očistiti i odmastiti odgovarajućim sredstvom /npr. "Henkel" - *Teroson VR 20 ili Teroson FL+ I.*
2. Premazati sve površine koje se spajaju ljepilom za metal /npr. "Henkel" - *Teroson MS 939 I.*
3. Ljepilo za metal ubrizgati u komore za kutnik (po opsegu komore)
4. Profile s kutnicima izravnati i spojiti
5. Dio ljepila koji iscuri između rezova očistiti sredstvom za čišćenje i odmašćivanje /npr. "Henkel" - *Teroson VR 20 ili Teroson FL+ I.*

NAPOMENA:

Ovaj postupak spajanja profila primjenjiv je za sve Feal-ove kutnike i njima odgovarajuće komore. Lijepljenjem rezova i kutnika ljepilima za metal, osigurava se potrebna zrako- i vodonepropusnosti spoja kao i dodatna mehanička čvrstoća spoja.

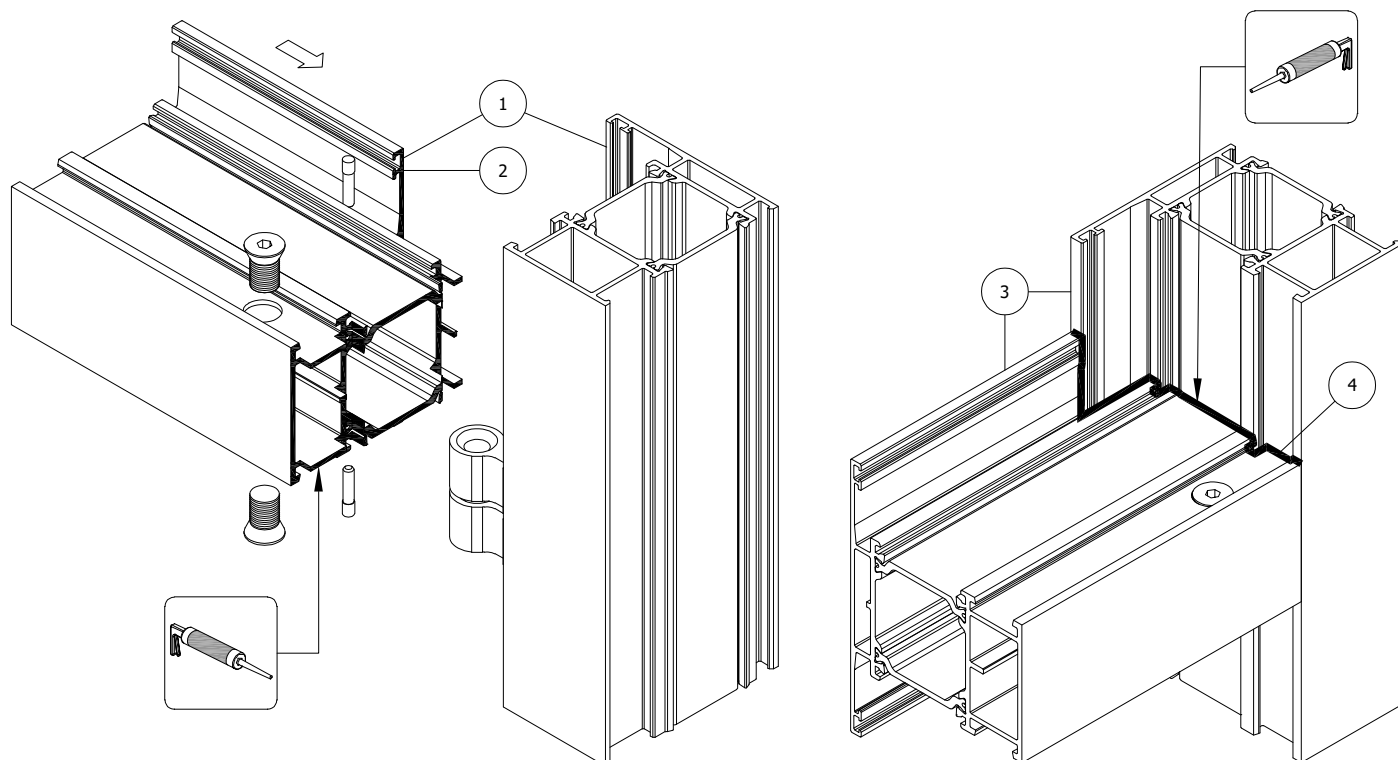
PROFILE CONNECTION PROCEDURE:

1. Clean and degrease all connecting surfaces with suitable products /e.g. "Henkel" - *Teroson VR 20 or Teroson FL+ I.*
2. Smear connecting all surfaces with metal glue /e.g. "Henkel" - *Teroson MS 939 I.*
3. Inject metal glue into chambers for the corner bracket (on chamber edges)
4. Level profiles with corner brackets and connect
5. Leaked glue that comes from the joints remove with cleaning and degreasing products /e.g. "Henkel" - *Teroson VR 20 ili Teroson FL+ I.*

NOTE:

This profile connection procedure is applicable for all Feal corner brackets and their appropriate chambers. By gluing the profile and corner brackets with a metal glue, necessary air and water tightness of the joint as well as additional mechanical properties is ensured

### SPAJANJE PROFILA POMOĆU VEZNIKA CONNECTING OF PROFILES BY USING CONNECTING ELEMENT -(T-BRACKET)



#### POSTUPAK SPAJANJA PROFILA :

1. Sve površine koje se spajaju-rezove očistiti i odmastiti odgovarajućim sredstvom /npr. "Henkel" - *Teroson VR 20 ili Teroson FL+ I.*
2. Premazati sve površine koje se spajaju ljepljivom za metal /npr. "Henkel" - *Teroson MS 939 I.*
3. Profile s veznicima izravnati i spojiti
4. **Nakon spajanja profila, sve spojeve profila ispuniti ljepljivom za metal** /npr. "Henkel" - *Teroson MS 939 I.*
5. Dio ljepljive koji iscure između rezova očistiti sredstvom za čišćenje i odmašćivanje /npr. "Henkel" - *Teroson VR 20 ili Teroson FL+ I.*

#### NAPOMENA:

Lijepljenjem rezova, kao i svih spojeva profila sa ljepljivima za metal, osigurava se potrebna zrako i vodonepropusnosti spoja kao i dodatna mehanička čvrstoća spoja.

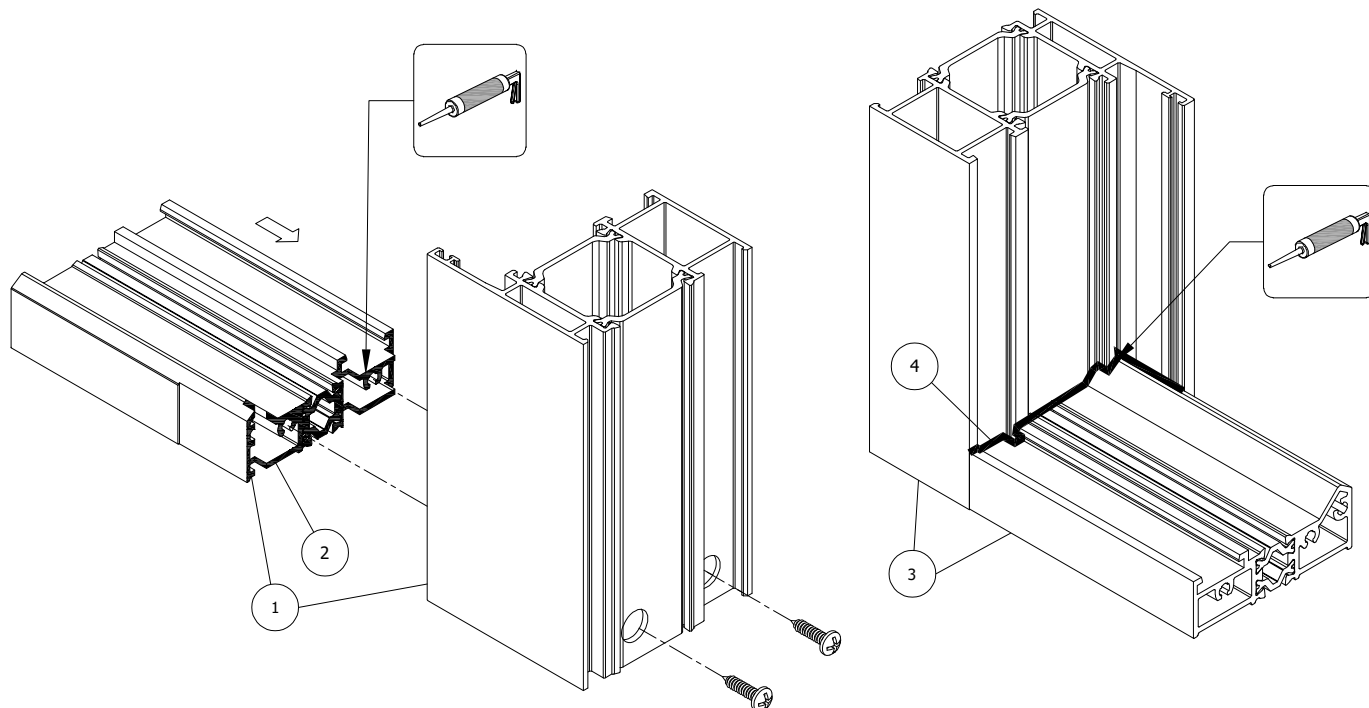
#### PROFILE CONNECTION PROCEDURE:

1. Clean and degrease all connecting surfaces with suitable products /e.g. "Henkel" - *Teroson VR 20 ili Teroson FL+ I.*
2. Smear connecting all surfaces with metal glue /e.g. "Henkel" - *Teroson MS 939 I.*
3. Level profiles with connecting element (T-bracket) and connect
4. **After joining the profile, all profile joints must be filled with metal glue** /e.g. "Henkel" - *Teroson MS 939 I.*
5. Leaked glue that comes from the joints remove with cleaning and degreasing products /e.g. "Henkel" - *Teroson VR 20 ili Teroson FL+ I.*

#### NOTE:

By gluing the profile, as well as all profile joints with a metal glue, necessary air and water tightness of the joint as well as additional mechanical properties is ensured.

### SPAJANJE PROFILA PRAGA SA PROFILOM RAMA POMOĆU VIJAKA CONNECTING THE THRESHOLD PROFILE WITH FRAME PROFILE USING SCREWS



#### POSTUPAK SPAJANJA PROFILA :

1. Sve površine koje se spajaju-rezove očistiti i odmastiti odgovarajućim sredstvom  
*/npr. "Henkel" - Teroson VR 20 ili Teroson FL+ /.*
2. Premazati sve površine koje se spajaju ljepljivom za metal  
*/npr. "Henkel" - Teroson MS 939 /.*
3. Profil praga izravnati i spojiti sa profilom rama.
- 4. Nakon spajanja profila, sve spojeve profila ispuniti ljepljivom za metal**  
*/npr. "Henkel" - Teroson MS 939 /.*
5. Dio ljepljive koji iscuri između rezova očistiti sredstvom za čišćenje i odmašćivanje  
*/npr. "Henkel" - Teroson VR 20 ili Teroson FL+ /.*

#### NAPOMENA:

Lijepljenjem rezova, kao i svih spojeva profila sa ljepljivima za metal, osigurava se potrebna zrako i vodonepropusnosti spoja kao i dodatna mehanička čvrstoća spoja.

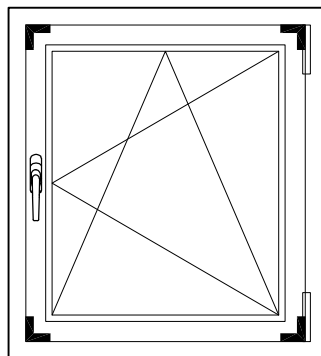
#### PROFILE CONNECTION PROCEDURE:

1. Clean and degrease all connecting surfaces with suitable products  
*/e.g. "Henkel" - Teroson VR 20 ili Teroson FL+ /.*
2. Smear connecting all surfaces with metal glue  
*/e.g. "Henkel" - Teroson MS 939 /.*
3. Level threshold profile with the frame profile and connect them.
- 4. After joining the profile, all profile joints must be filled with metal glue**  
*/e.g. "Henkel" - Teroson MS 939 /.*
5. Leaked glue that comes from the joints remove with cleaning and degreasing products  
*/e.g. "Henkel" - Teroson VR 20 ili Teroson FL+ /.*

#### NOTE:

By gluing the profile, as well as all profile joints with a metal glue, necessary air and water tightness of the joint as well as additional mechanical properties is ensured.

### DETALJ UGRADNJE KUTNOG UMETKA CENTRALNE BRTVE INSTALLATION DETAIL OF CORNER INSERT CENTRAL GASKET

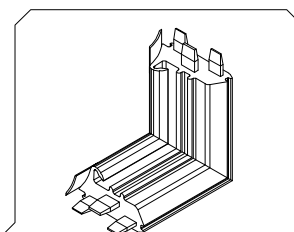
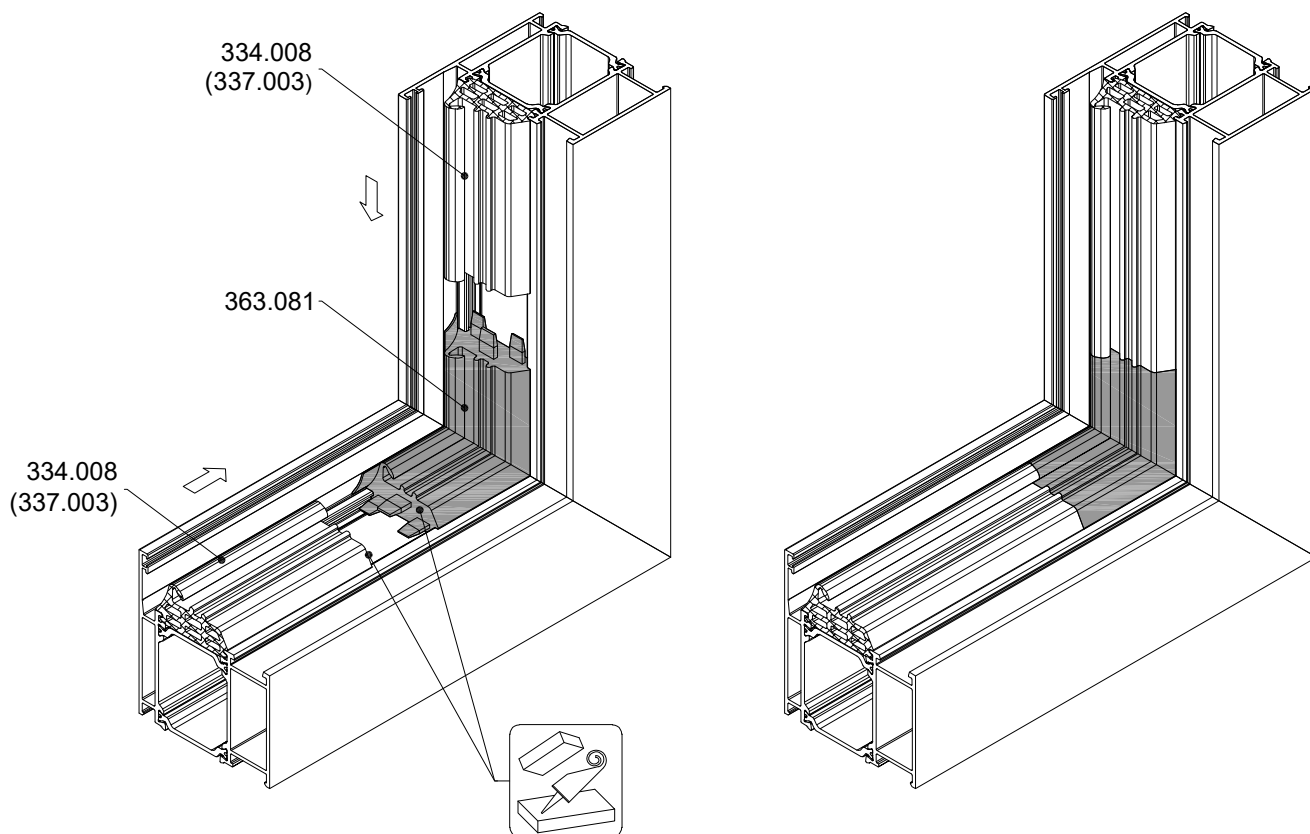


-Preporučuje se, na mjestu dodira, lijepljenje centralne brtve 334.008 (337.003) i kutnog umetka 363.081 ljepljivom za EPDM (npr. trenutno ljepljivo Loctite 4090).

-Ljepljenjem se osigurava neprekidnost centralne brtve čime se osigurava potrebna zrakopropusnost i vodonepropusnost spoja.

-It is recommended, at the point of contact, bonding of the central gasket 334.008 (337.003) and the corner insert 363.081 with EPDM adhesive (eg Loctite 4090 instant adhesive).

-Gluing ensures the continuity of the central gasket, ensuring the necessary airtightness and watertightness of the joint.



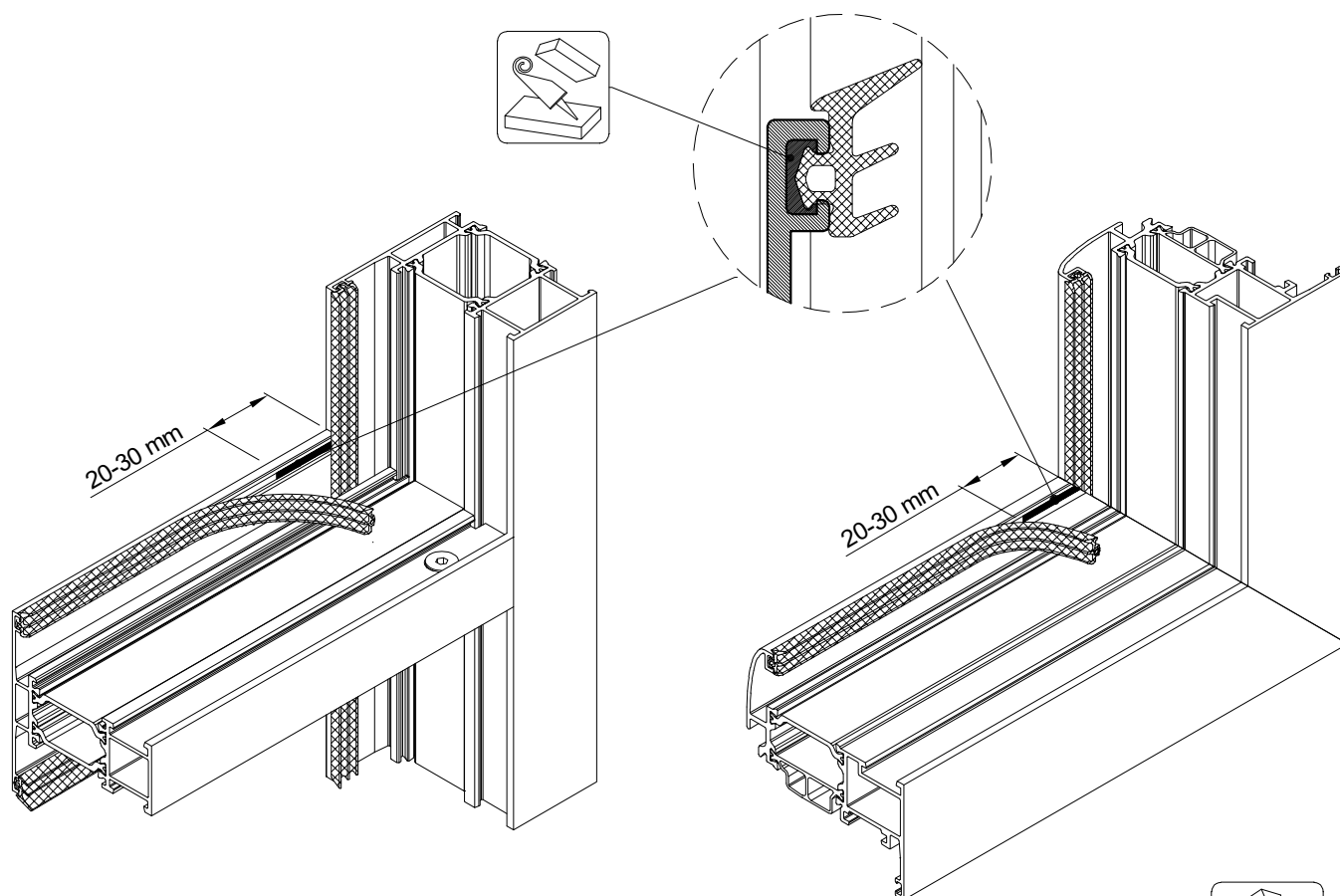
363.081 -Kutni umetak za centralne brtve 334.008 i 337.003  
363.081 -Corner insert for central gaskets 334.008 and 337.003

### PREPORUKA 1:

- Uslijed elastičnosti, dilatacije te drugih utjecaja moguće je povlačenja (skupljanja) brtve prema staklu u žlijebu, što može dovesti do prodora vode u profil.
- Preporučuje se lijepljenje kraja brtve ljepilima za metal i EPDM (npr. trenutno ljepilo Loctite 4090)-prema skici.
- Odnosi se na sve brtve koje se uvlače u žlijeb.

### RECOMMENDATION 1:

- Due to elasticity, dilatation and other impacts gasket retraction towards the glass is possible, which can lead to water penetration in the profile.
- It is recommended to glue the gasket ends with adhesives for metal and EPDM (eg. Loctite 4090-according to the drawing).
- This applies to all the gaskets with groove placement.

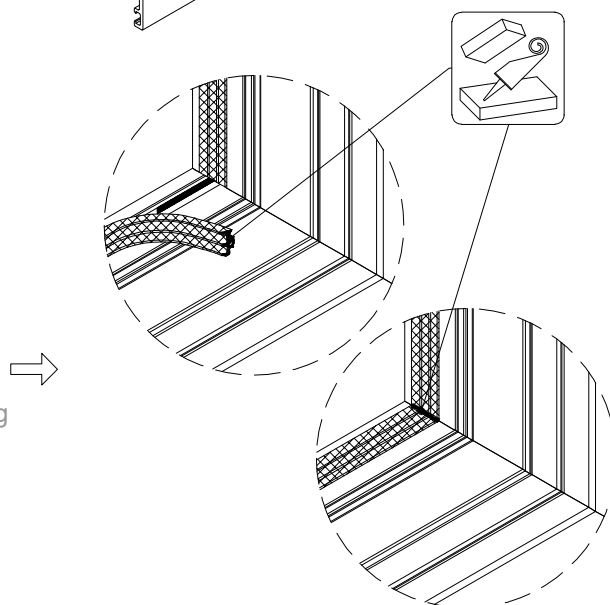


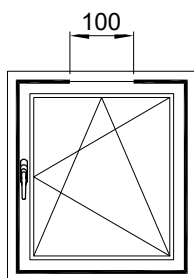
### PREPORUKA 2:

- Preporučuje se, na mjestu dodira, lijepljenje vanjski staklo brtvi ljepilom za EPDM (npr. trenutno ljepilo Loctite 4090).
- Ljepljenjem se osigurava neprekidnost spoja čime se osigurava potrebna zrakopropusnost i vodonepropusnost spoja.

### RECOMMENDATION 2:

- It is recommended, at the point of contact, bonding of the glazing gasket with EPDM adhesive (eg Loctite 4090 instant adhesive).
- Gluing ensures the continuity of the joint, ensuring the necessary airtightness and watertightness of the joint.



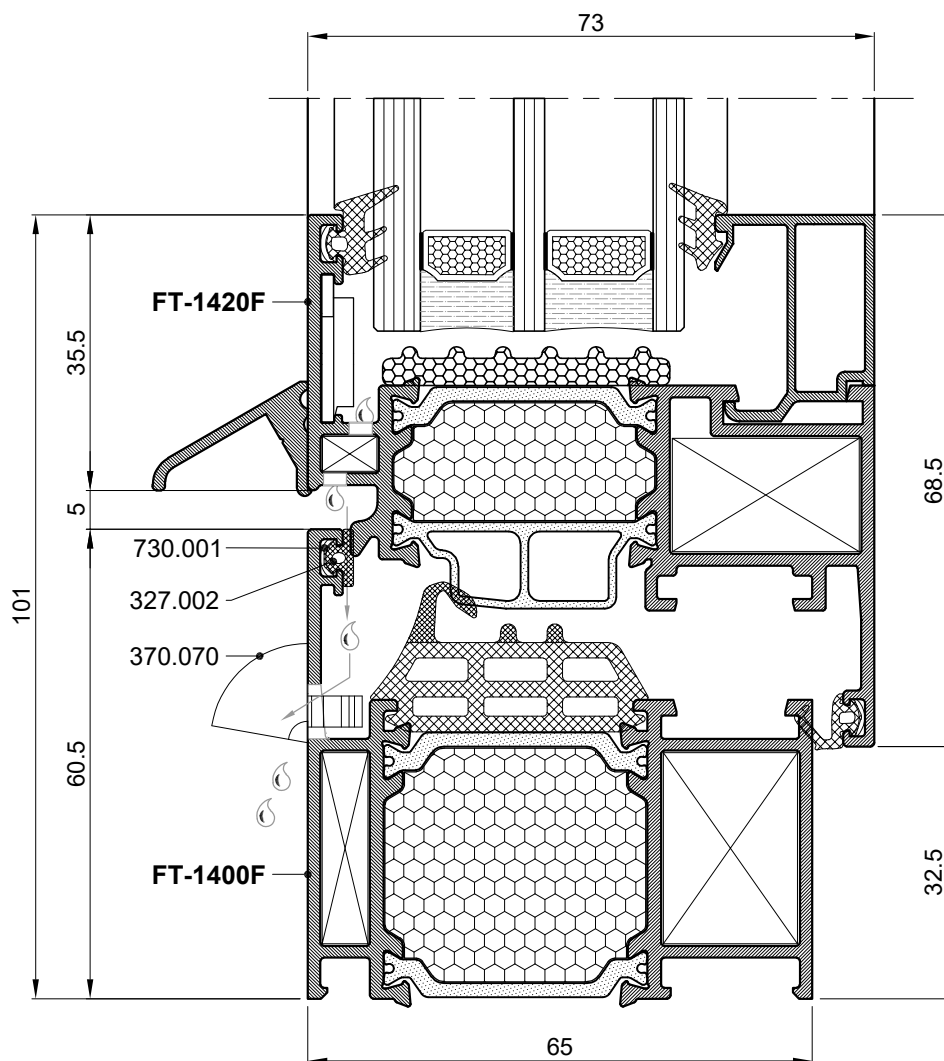


### UPORABA BRTVE 327.002

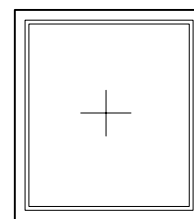
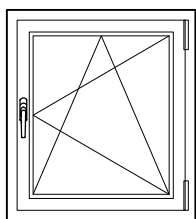
- U uvjetima veće izloženosti prozora padalinama, postoji mogućnost da dođe do "zagušenja" (otvori za kondenzat na profilu rama ne mogu da odvedu sve kapljevine koje uđu u za to predviđeni prostor u profilu rama), te postoji mogućnost ulaska vode u unutarnji dio profila tj. u objekt. Da bi se ovo spriječilo koristi se brtva 327.002.
- Brtvu 327.002 umetnuti po opsegu prozora, samo u gornjem pojasu se brtva prekida radi omogućavanja ventilacije prozora /vidjeti skicu/.
- Korištenje brtve 327.002 zahtjeva uporabu kutnika 730.001.

### APPLIANCE OF GASKET 327.002

- conditions of greater exposure of windows to precipitation, there is a possibility of "congestion" (condensate openings on the frame profile cannot drain all liquids that enter the space provided in the frame profile), and there is a possibility of water entering the inner part of the profile, ie the object. To prevent this, a seal 327.002 is used.
- Gasket 327.002 is to be placed around the sash edges except in upper position where it is partially cut out because of window ventilation /see scheme/.
- Using of gasket 327.002 demands also using of 730.001 corner bracket.



### ODVOD KAPLJEVINA IZ PROZORA WINDOW WATER DRAINAGE

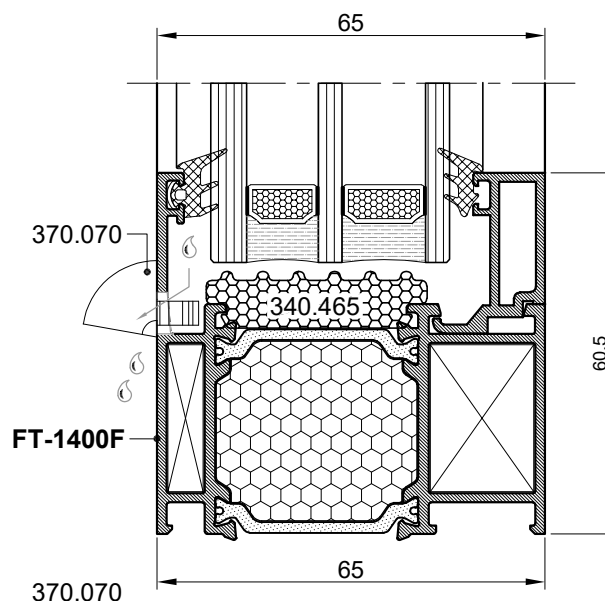
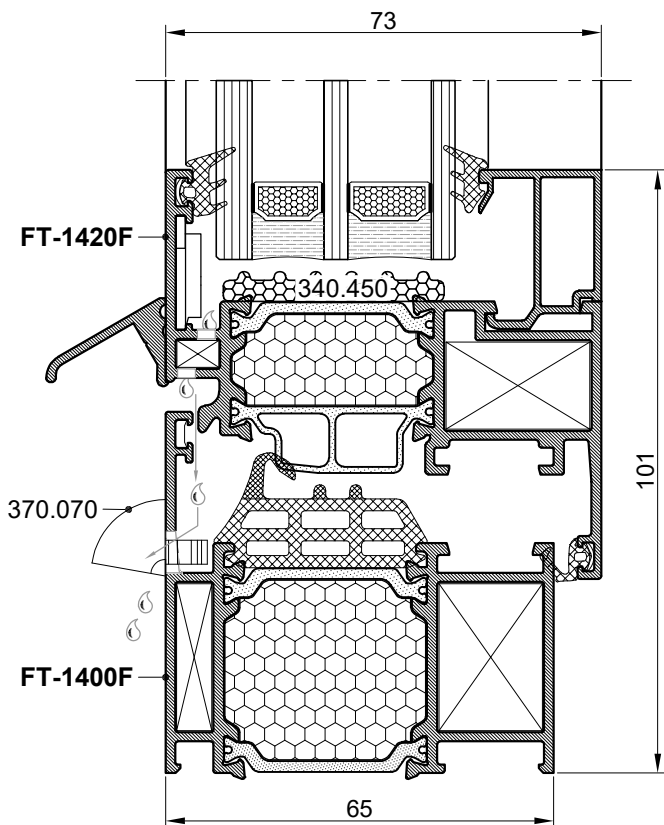


**ODVOD KAPLJEVINA IZ OTVARAJUĆEG PROZORA**  
Kapljevine koje uđu u krilo između vanjske brtve i staklo ispune, vode se kroz otvor na profilu krila prema vani. Dio kapljevina iz krila i kapljevine s vana ulaze u predviđeni prostor u profilu rama te ga napuštaju kroz otvore u profilu rama koji se maskiraju čepom 370.070.  
Napomena: Otvore na profilu rama uvijek držati otvorenim.

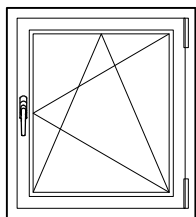
**DRAINAGE FROM AN OPENING WINDOW**  
Rain water that enters in the sash between exterior gasket and glass filling is drained outwards through drainage openings on sash profile. Part of the rain water from inside the sash and rain water from outside enters the drainage space in the frame profile and drains through drainage openings on profile which are masked with cap 370.070.  
Note: Drainage openings on profile should be always open.

**ODVOD KAPLJEVINA IZ FIKSNOG PROZORA**  
Kapljevine koje uđu u ram između vanjske brtve i staklo ispune, vode se kroz otvor na profilu rama prema vani. Otvori u profilu rama se maskiraju čepom 370.070  
Napomena: Otvore na profilu rama uvijek držati otvorenim.

**DRAINAGE FROM AN FIXED WINDOW**  
Rain water that enters in the frame between exterior gasket and glass filling is drained outwards through drainage openings on frame profile.  
Drainage openings on the frame profile are masked with cap 370.070  
Note: Openings on profile should be always open.

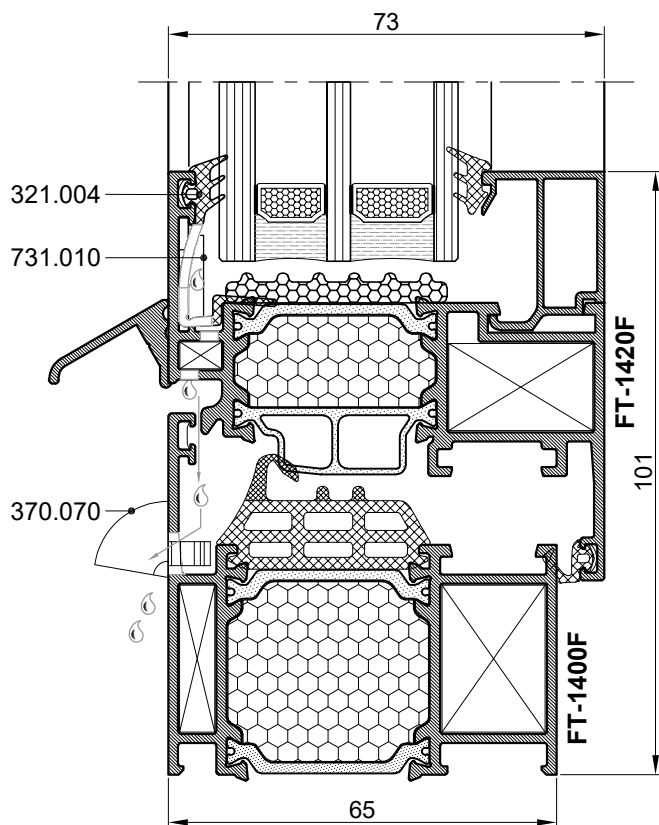


### ODVOD KAPLJEVINA IZ PROZORA WINDOW WATER DRAINAGE



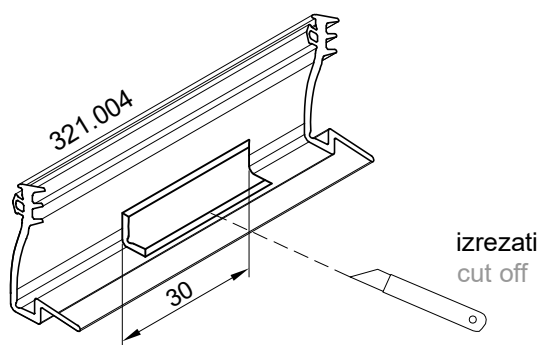
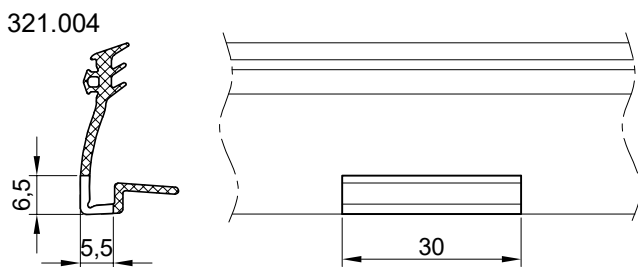
**ODVOD KAPLJEVINA IZ OTVARAJUĆEG PROZORA**  
Kapljevine koje uđu u krilo između vanjske brtve i staklo ispune, vode se kroz otvor na profilu krila prema vani. Dio kapljevina iz krila i kapljevine s vana ulaze u predviđeni prostor u profilu rama te ga napuštaju kroz otvore u profilu rama koji se maskiraju čepom 370.070.  
Napomena: Otvore na profilu rama uvijek držati otvorenim.

**DRAINAGE FROM AN OPENING WINDOW**  
Rain water that enters in the sash between exterior gasket and glass filling is drained outwards through drainage openings on sash profile. Part of the rain water from inside the sash and rain water from outside enters the drainage space in the frame profile and drains through drainage openings on profile which are masked with cap 370.070.  
Note: Drainage openings on profile should be always open.

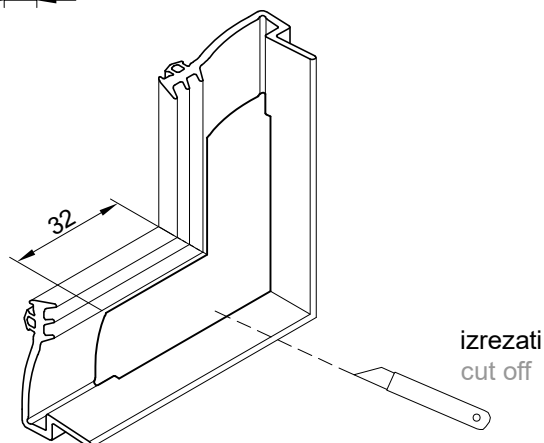
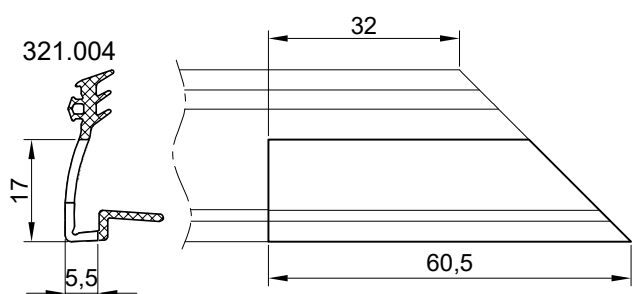


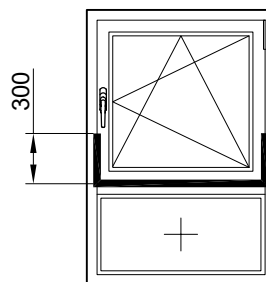
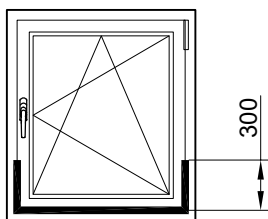
### OBRADA BRTVE 321.004 PROCESSING OF GASKET 321.004

- obrada brtve u donjem pojasu prozora radi odvoda kapljevina
- otvore na brtvi izrezati svakih 300 mm
- processing of gasket in lower zone of the window for drainage
- open the gasket every 300 mm



- obrada brtve na mjestima gdje u prozoru dolazi brza kutna spojnica 731.010
- processing of gasket in the places where it comes in the window quick corner bracket 731.010



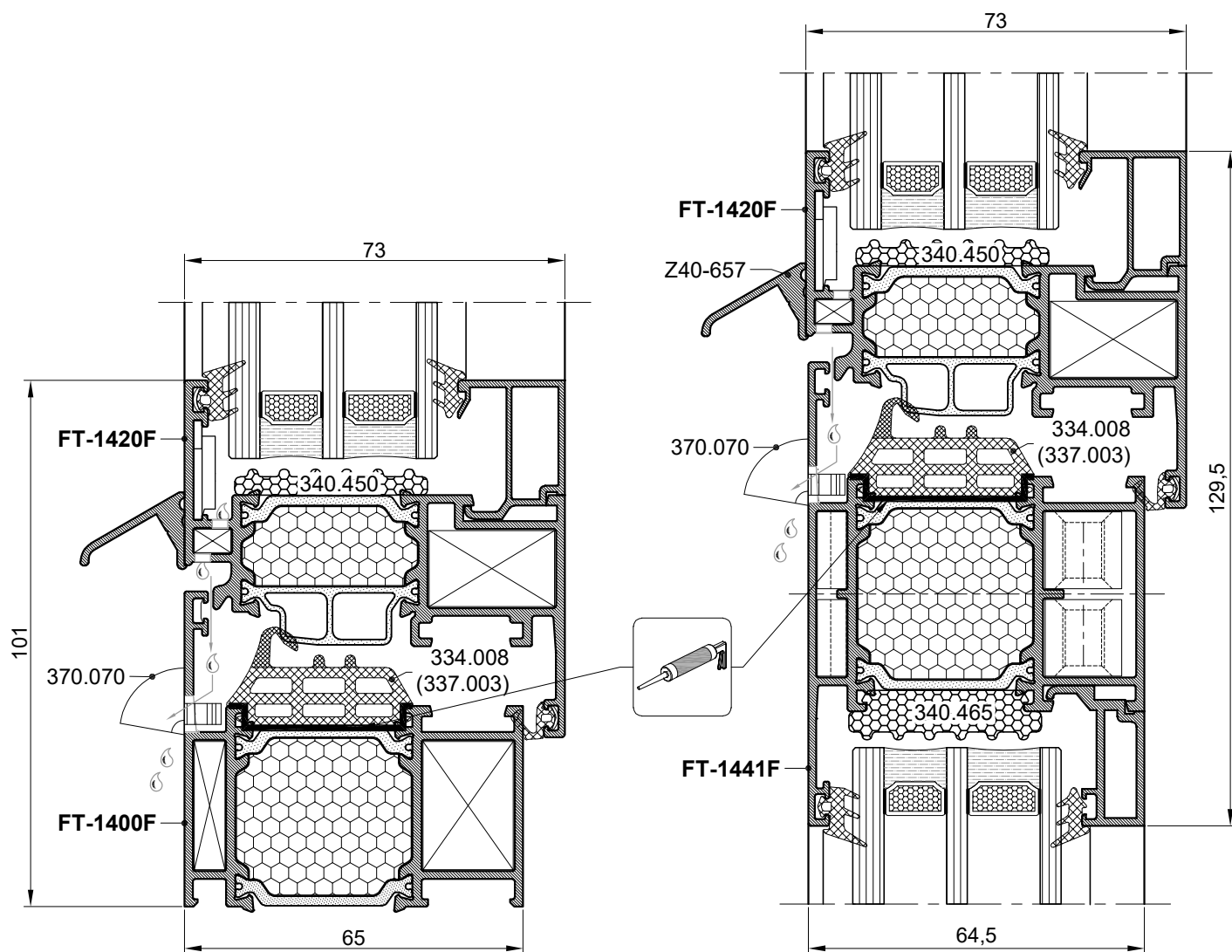


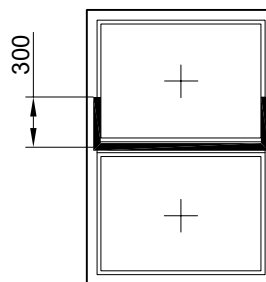
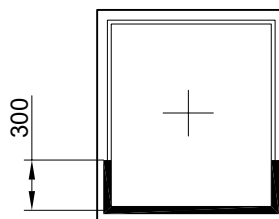
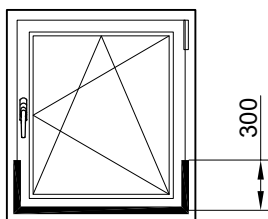
### LIJEPLJENJE CENTRALNE BRTVE ZA PODLOGU

U uvjetima veće izloženosti prozora padalinama, radi mogućeg prodora kapljevina, preporučuje se lijepljenje centralne brtve 334.008 (337.003) za podlogu, neutralnim ljepilom / npr. "Henkel" - *Teroson MS 939* /, prema crtežu.

### GLUEING OF CENTRAL GASKET TO THE PROFILE

In conditions of larger rain precipitation, to prevent possible rain water breach, it is recommended to glue the central gasket 334.008 (337.003) to the profile with neutral glue / e.g. "Henkel" - *Teroson MS 939* /, as shown on the drawing.



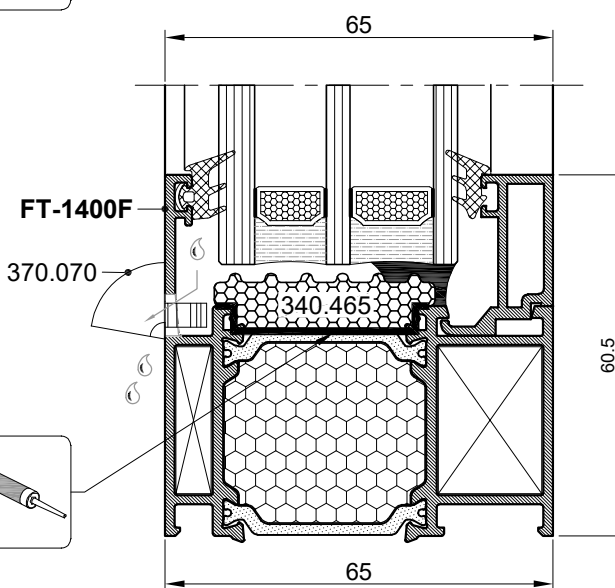
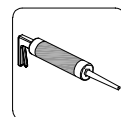
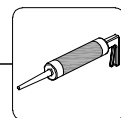
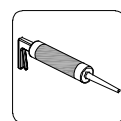
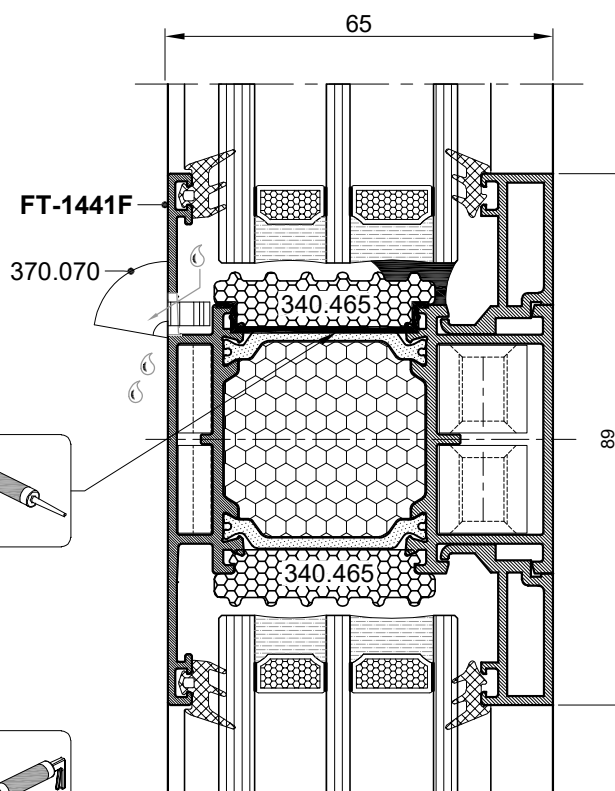
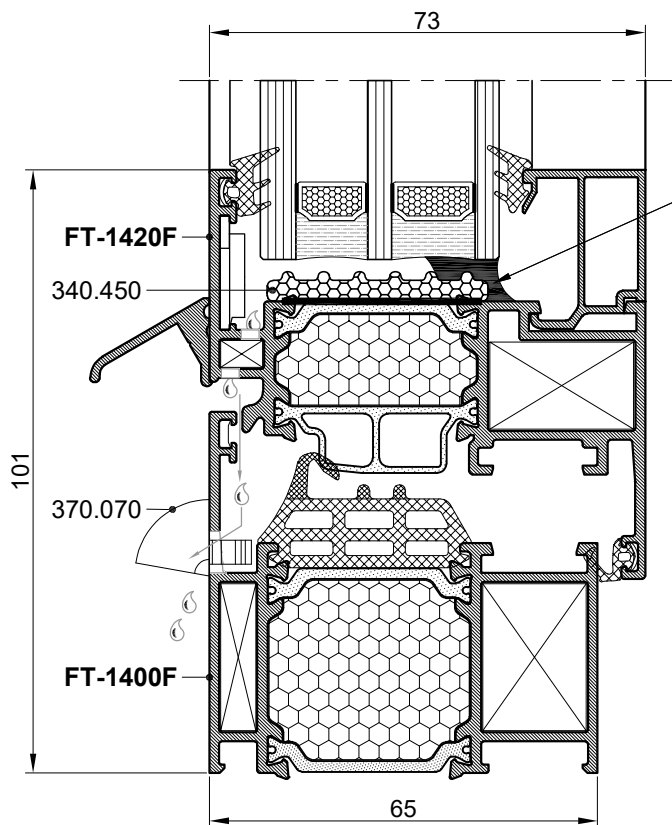


### LIJEPLJENJE TERMO ISPUNE XPE ZA PODLOGU

U uvjetima veće izloženosti prozora padalinama, radi mogućeg prodora kapljevina, preporučuje se lijepljenje termo ispune XPE za podlogu, neutralnim ljepilom / npr. "Henkel" - *Teroson MS 939* /, prema crtežu.

### GLUEING OF THE THERMO INSULATION XPE

In conditions of larger rain percipitation, to preventing possible rain water breach, it is recommended to glue thermo insulation XPE to the profile with neutral glue / e.g. "Henkel" - *Teroson MS 939* /, as shown to the drawing.



### OBRADA NA PROFILU RAMA FT-1402F ZA ODVOD KAPLJEVINA PROCESSING OF FRAME PROFILE FT-1402F FOR WATER DRAINAGE

- obrada donjeg pojasa rama /štancanjem/

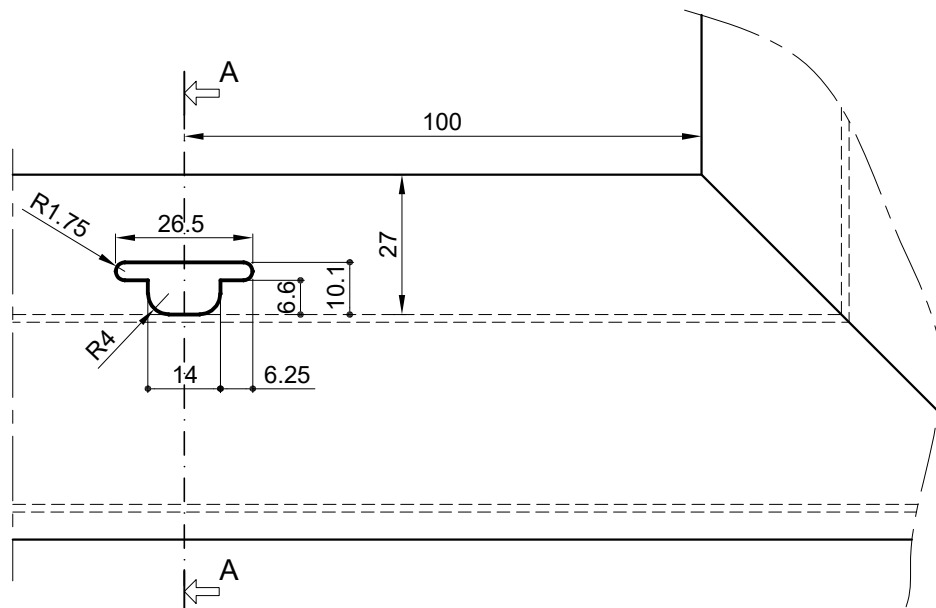
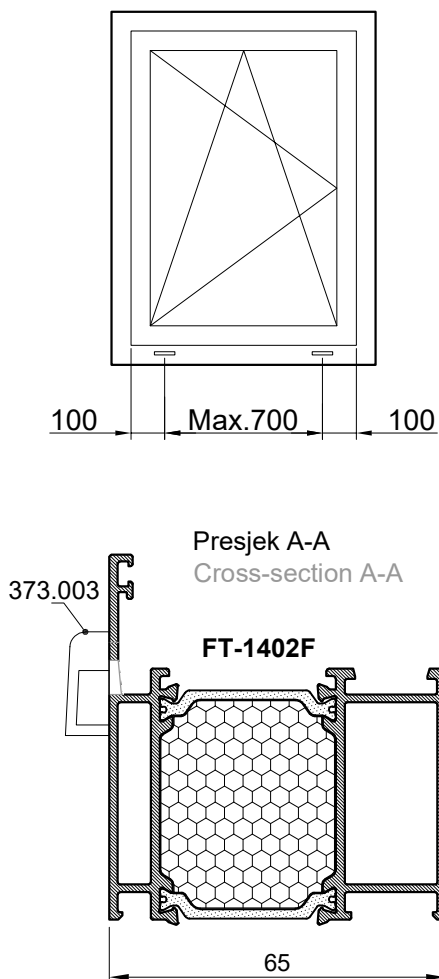
Alat: Štanca S1

- 373.003 - pvc maska za drenažni otvor

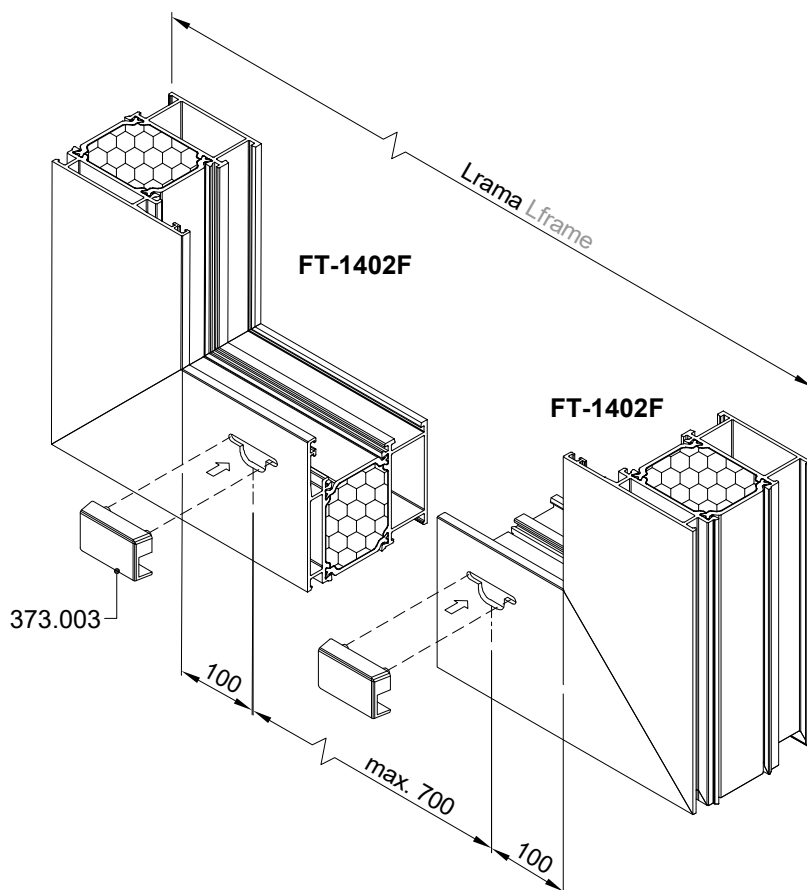
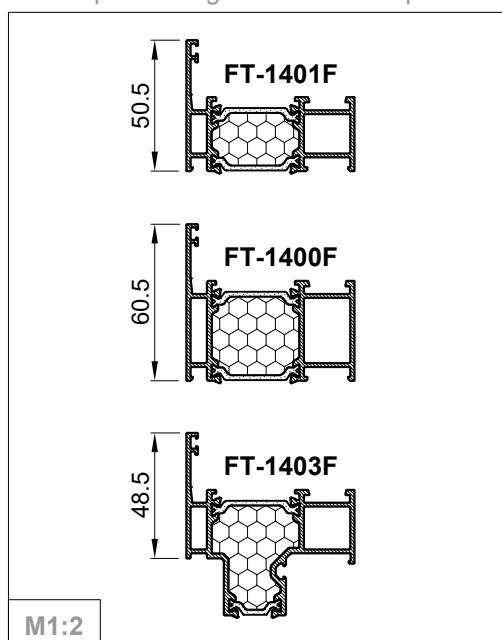
- processing of frame lower zone /metal punching/

Tool: Metal punching machine S1

- 373.003 - pvc mask for drainage hole



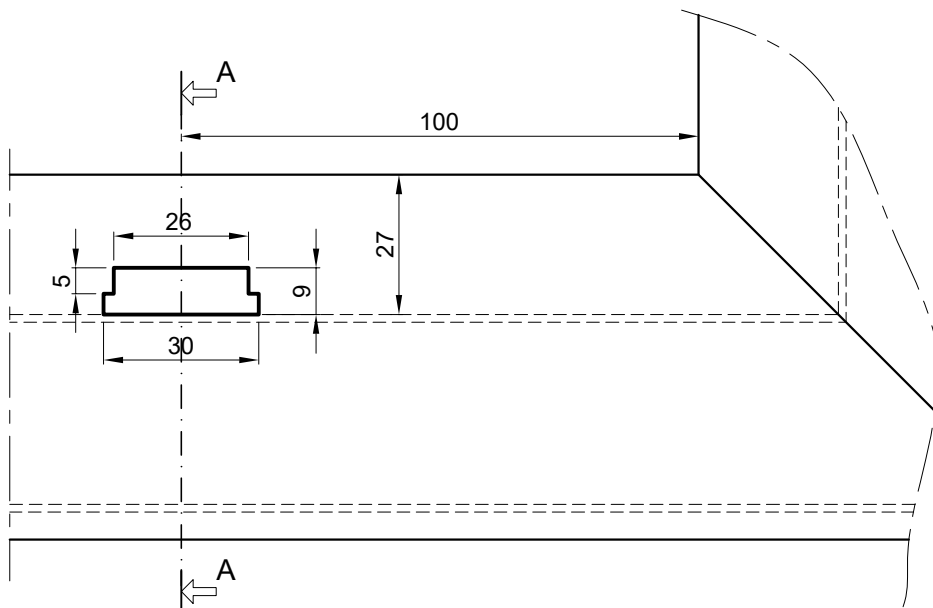
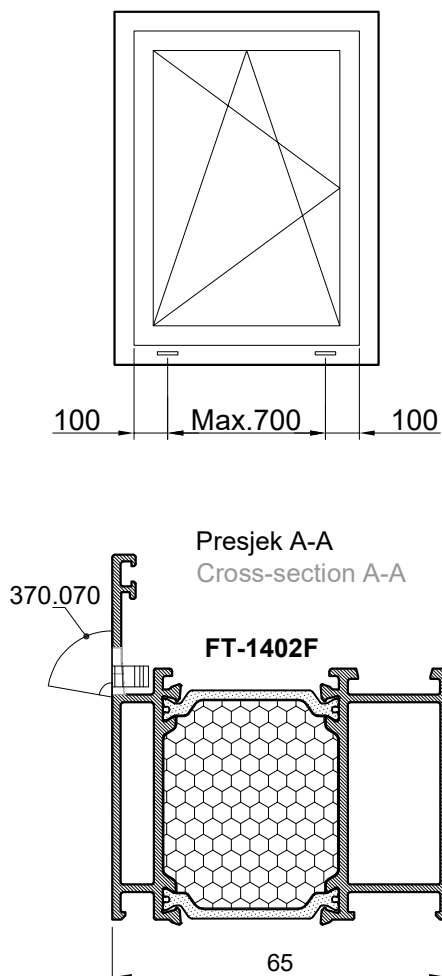
Obrada profila je ista i za profile:  
Profile processing is the same for profiles:



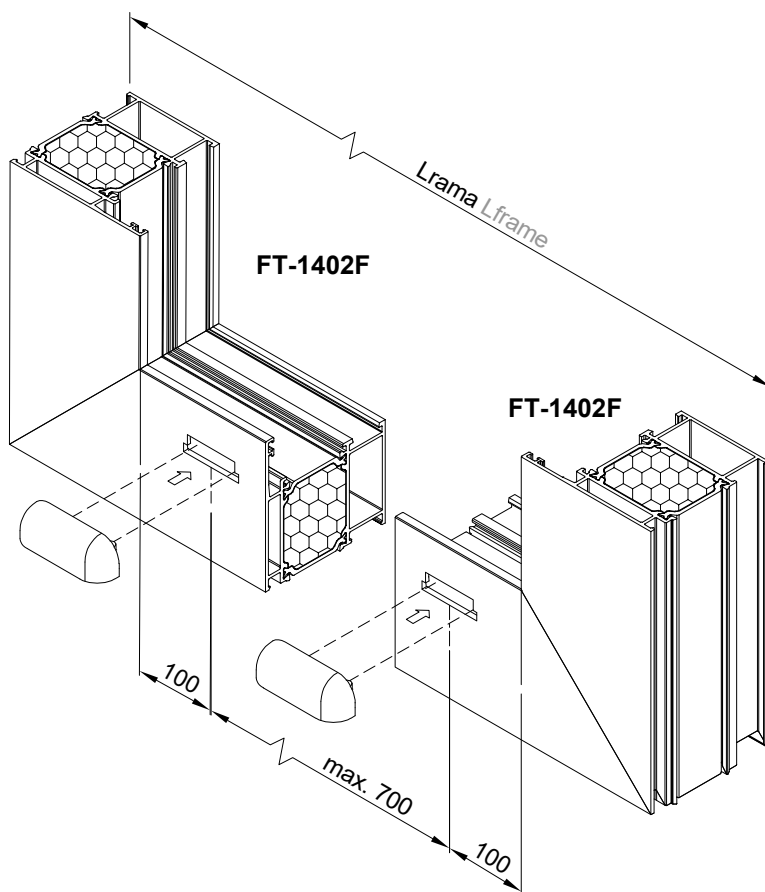
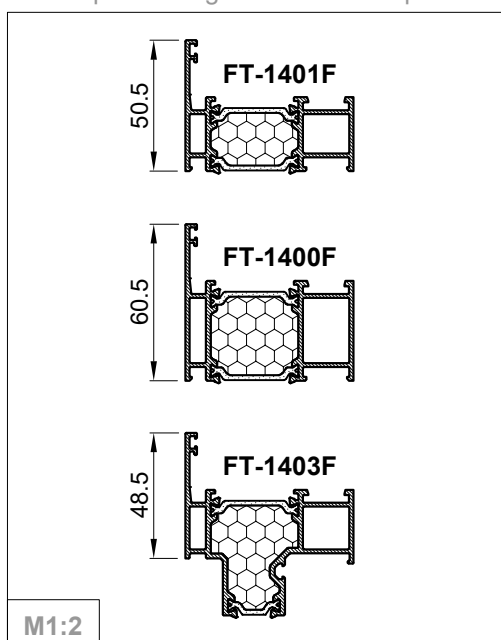
### OBRADA NA PROFILU RAMA FT-1402F ZA ODVOD KAPLJEVINA PROCESSING OF FRAME PROFILE FT-1402F FOR WATER DRAINAGE

- obrada donjeg pojasa rama /štancanjem/  
Alat: Štanca S1
- 370.070 - pvc maska za drenažni otvor

- processing of frame lower zone /metal punching/  
Tool: Metal punching machine S1
- 370.070 - pvc mask for drainage hole



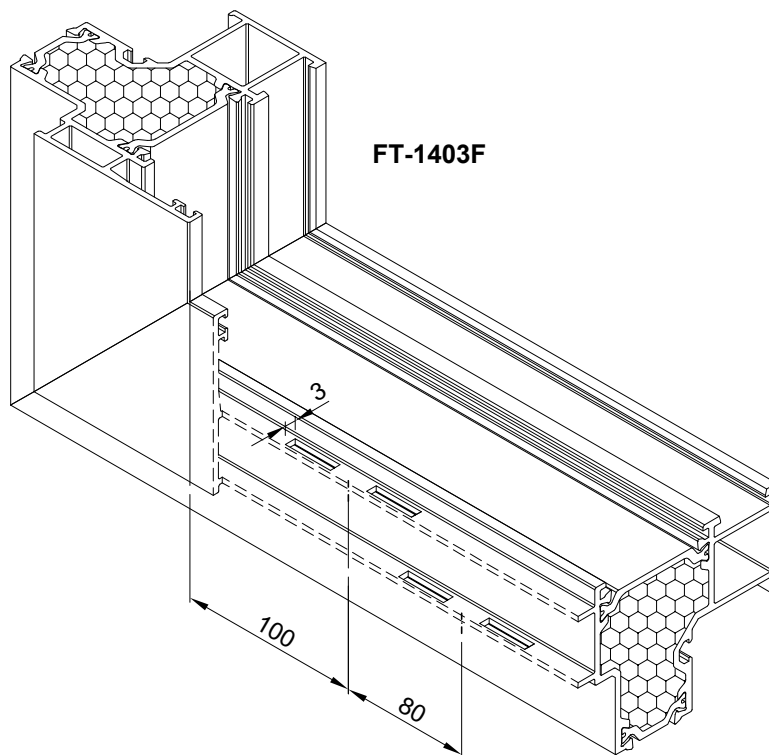
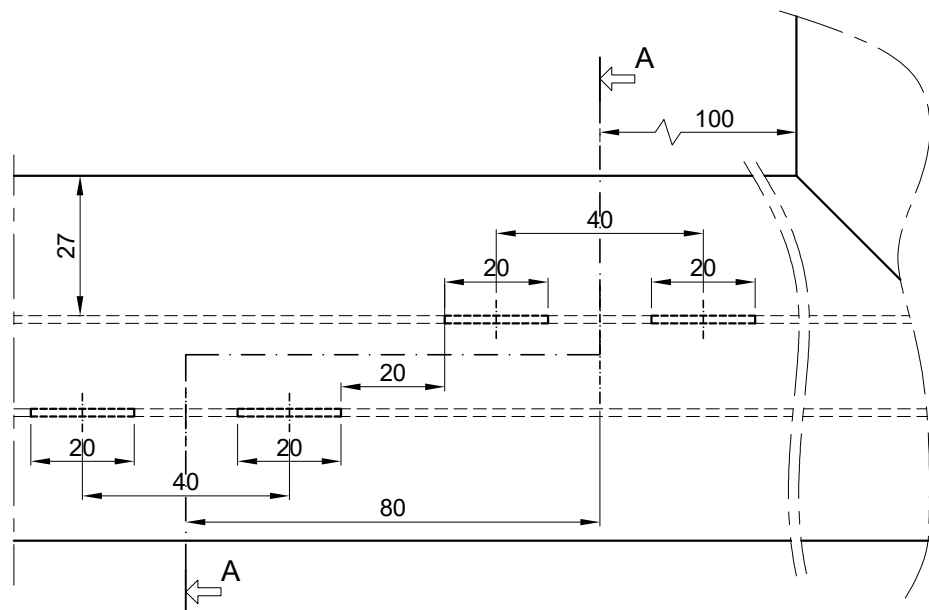
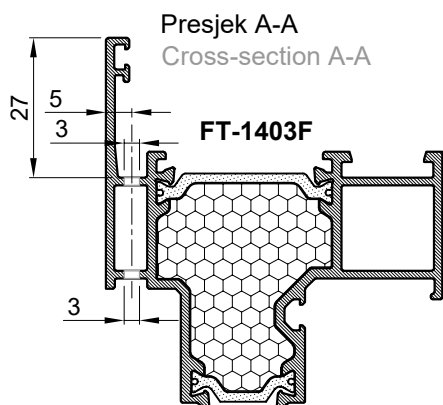
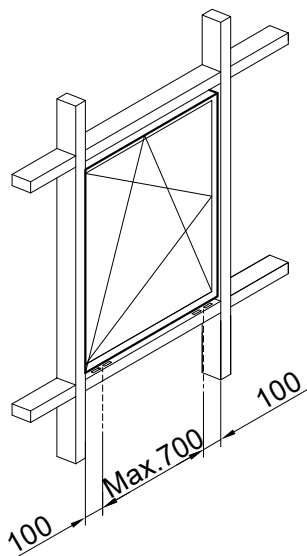
Obrada profila je ista i za profile:  
Profile processing is the same for profiles:

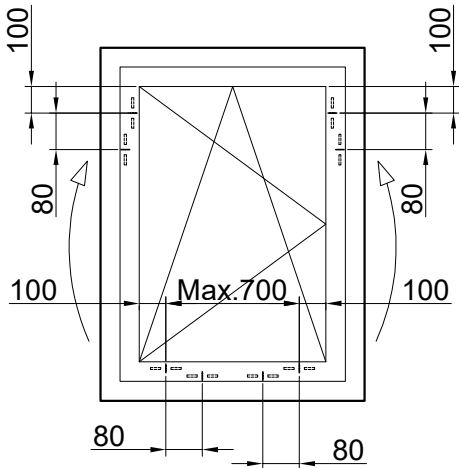


### OBRADA NA PROFILU RAMA U FASADI FT-1403F ZA ODVOD KAPLJEVINA PROCESSING OF FRAME PROFILE FT-1403F FOR WATER DRAINAGE

- obrada donjeg pojasa rama /štancanjem/  
Alat: Štanca S9

- processing of frame lower zone /metal punching/  
Tool: Metal punching machine S9

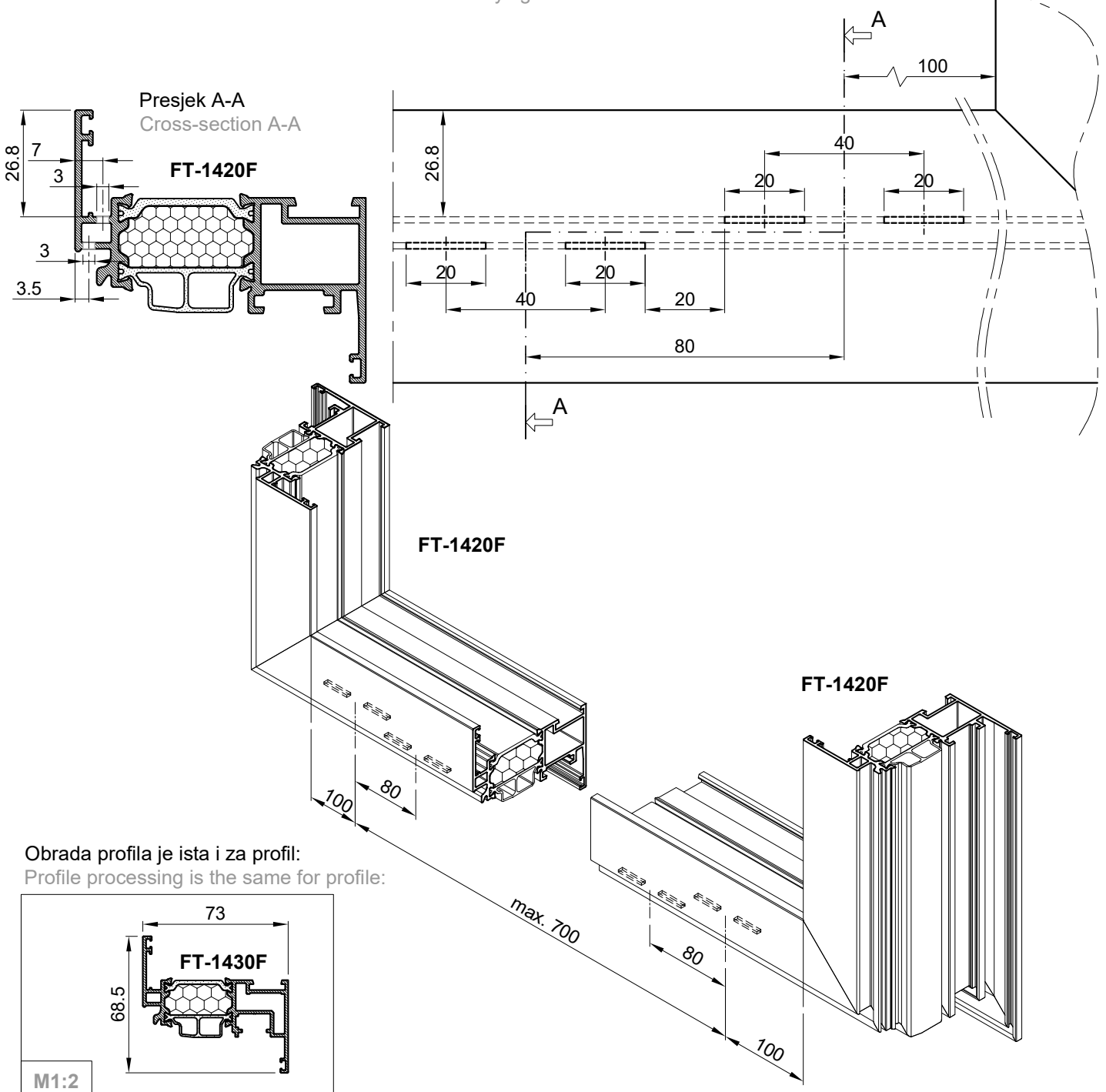


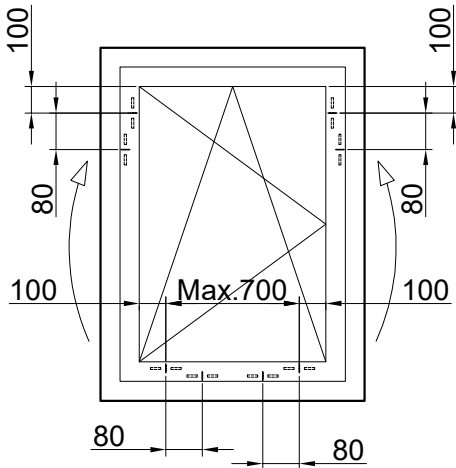


**OBRADA NA PROFILU KRILA FT-1420F ZA ODVOD KAPLJEVINA I VENTILIRANJA KOMORA KRILA PROZORA**  
**PROCESSING OF SASH PROFILE FT-1420F FOR WATER DRAINAGE AND VENTILATION OF SASH CHAMBERS**

- obrada donjeg pojasa krila /štancanjem/
- obrada okomitih pojasa krila /štancanjem/
- Alat: Štanca
- uslijed probijenih otvora unutar prozora dolazi do uspostave strujanja zraka i isušivanja mogućih kapljevina

- processing of sash lower zone /metal punching/
- processing of sash vertical zone /metal punching/
- Tool: Metal punching machine
- due to punctured slots inside the window air flow and drying of residual water is enable

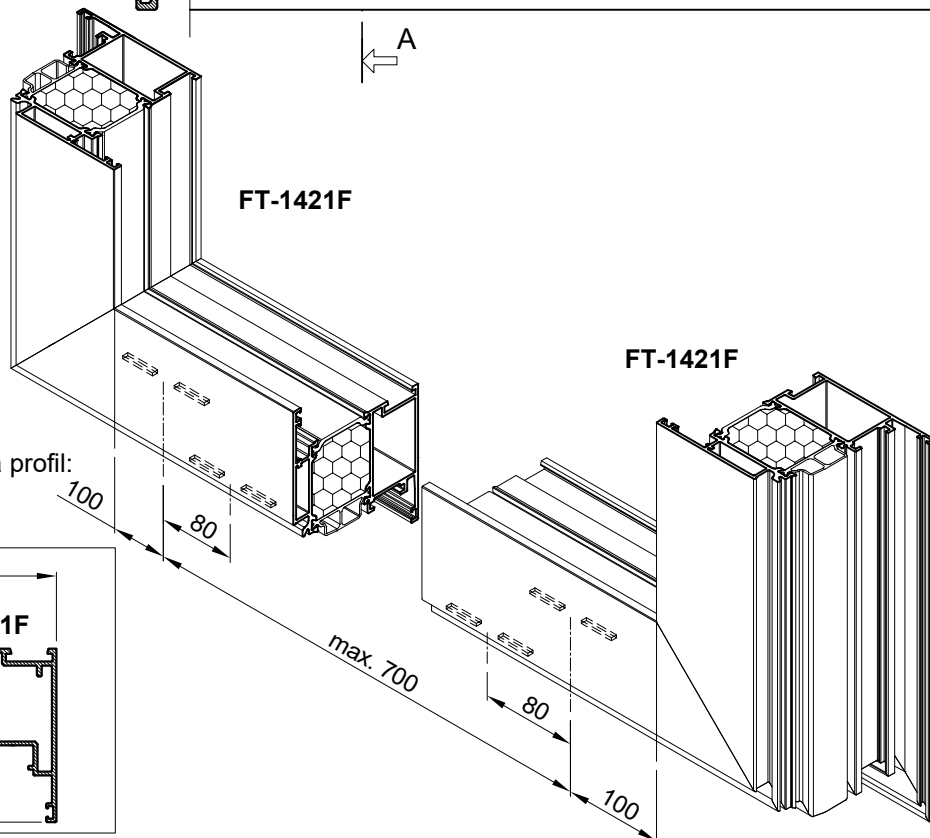
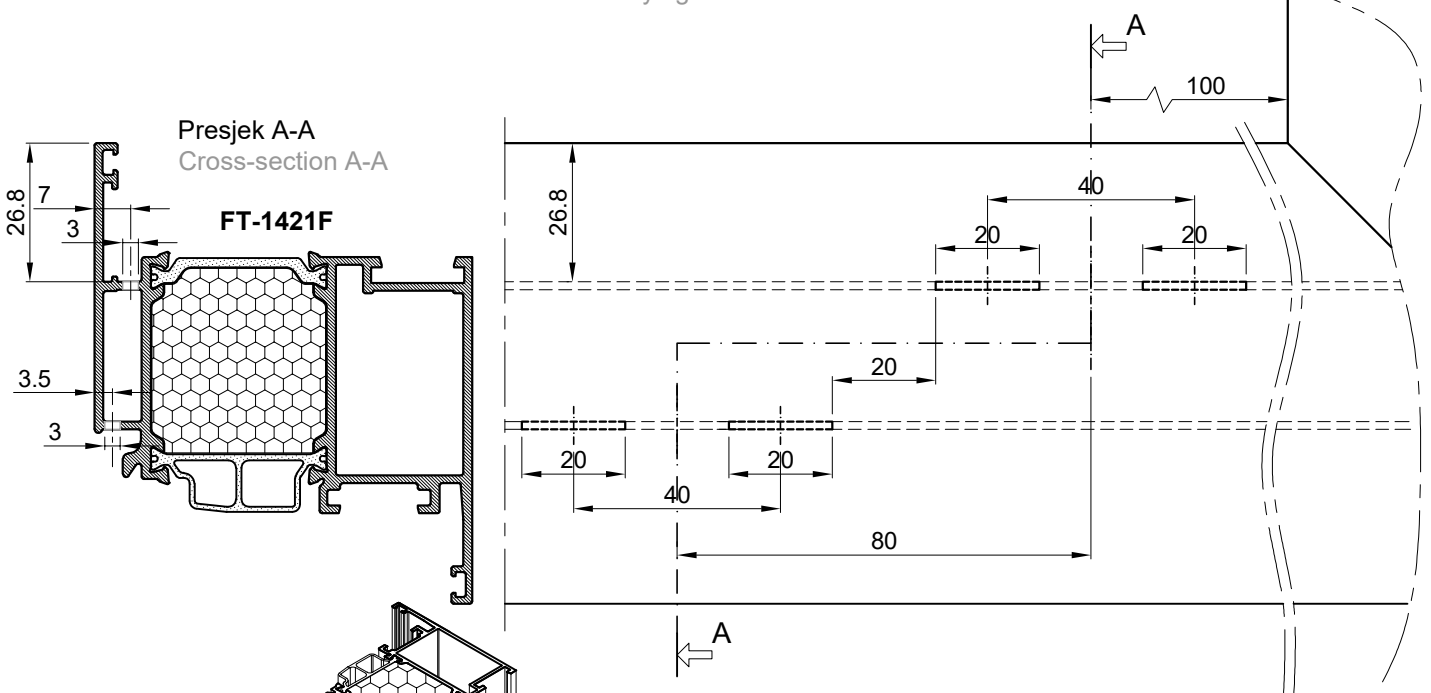




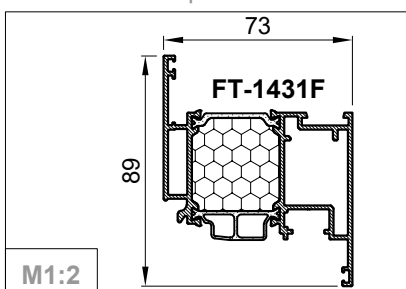
### OBRADA NA PROFILU KRILA FT-1421F ZA ODVOD KAPLJEVINA I VENTILIRANJA KOMORA KRILA PROZORA PROCESSING OF SASH PROFILE FT-1421F FOR WATER DRAINAGE AND VENTILATION OF SASH CHAMBERS

- obrada donjeg pojasa krila /štancanjem/
- obrada okomitih pojasa krila /štancanjem/
- Alat: Štanca S9
- uslijed probijenih otvora unutar prozora dolazi do uspostave strujanja zraka i isušivanja mogućih kapljevina

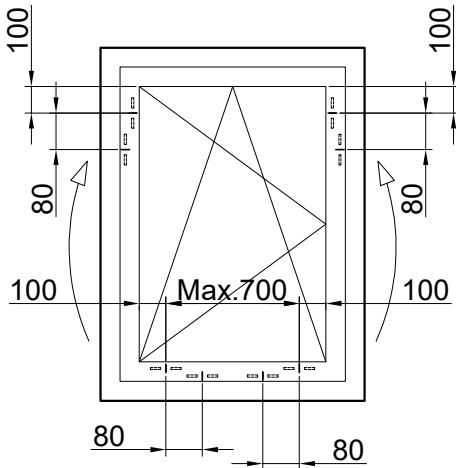
- processing of sash lower zone /metal punching/
- processing of sash vertical zone /metal punching/
- Tool: Metal punching machine S9
- due to punctured slots inside the window air flow and drying of residual water is enable



Obrada profila je ista i za profil:  
Profile processing  
is the same for profile:



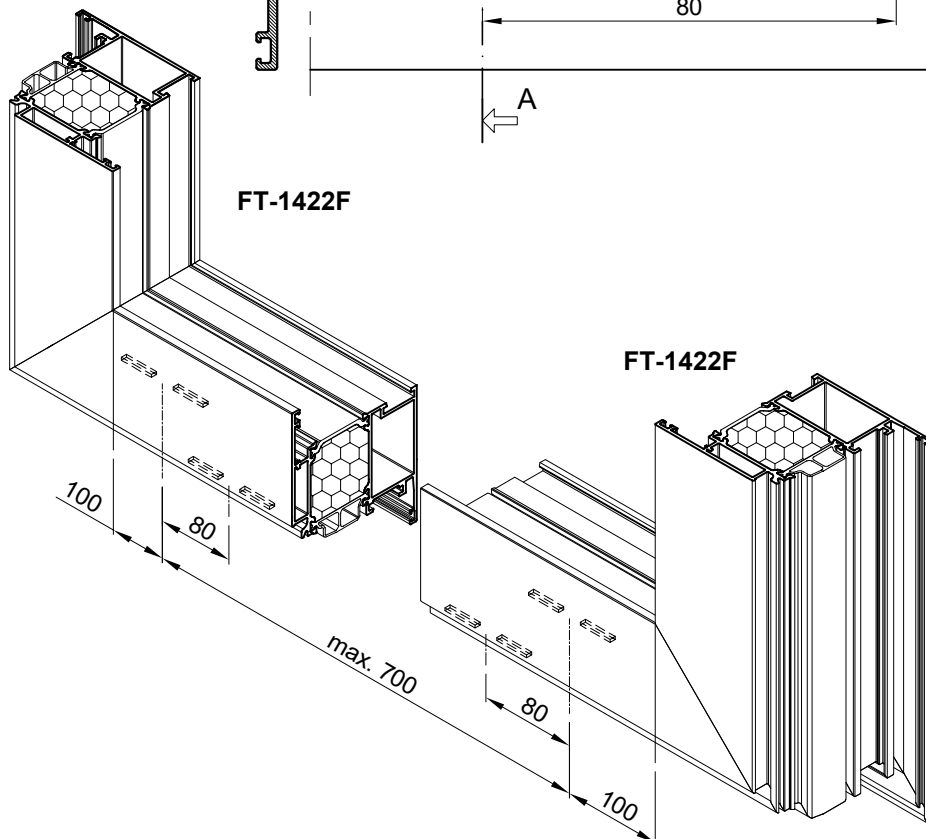
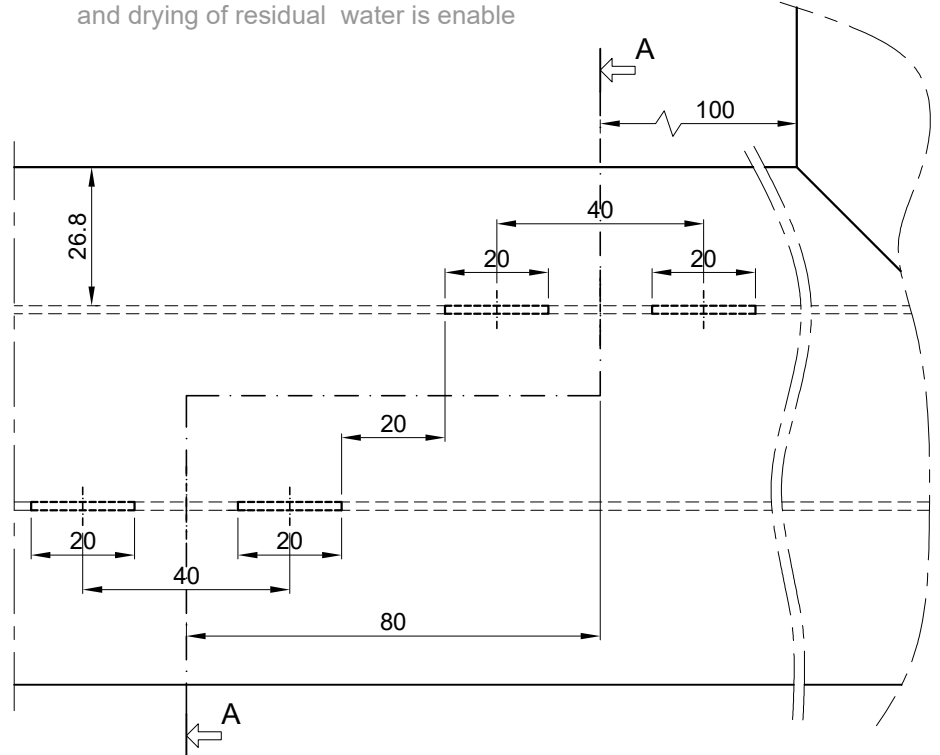
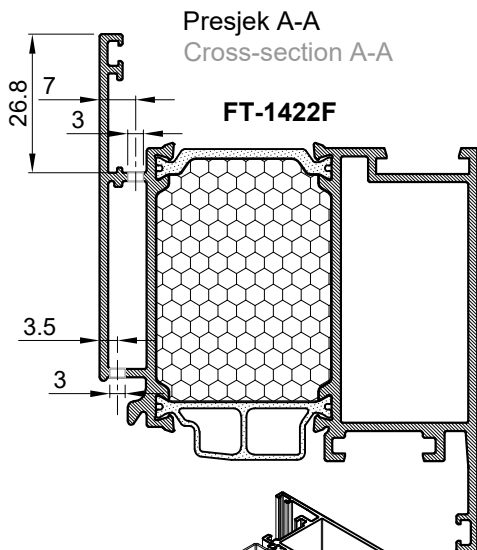
M1:2

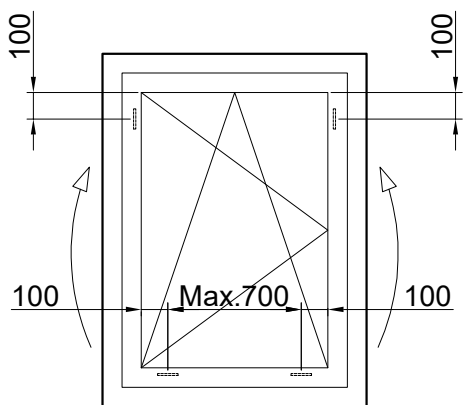


**OBRADA NA PROFILU KRILA FT-1422F ZA ODVOD KAPLJEVINA I VENTILIRANJA KOMORA KRILA PROZORA**  
**PROCESSING OF SASH PROFILE FT-1422F FOR WATER DRAINAGE AND VENTILATION OF SASH CHAMBERS**

- obrada donjeg pojasa krila /štancanjem/
- obrada okomitih pojasa krila /štancanjem/
- Alat: Štanca S9
- uslijed probijenih otvora unutar prozora dolazi do uspostave strujanja zraka i isušivanja mogućih kapljevina

- processing of sash lower zone /metal punching/
- processing of sash vertical zone /metal punching/
- Tool: Metal punching machine S9
- due to punctured slots inside the window air flow and drying of residual water is enable

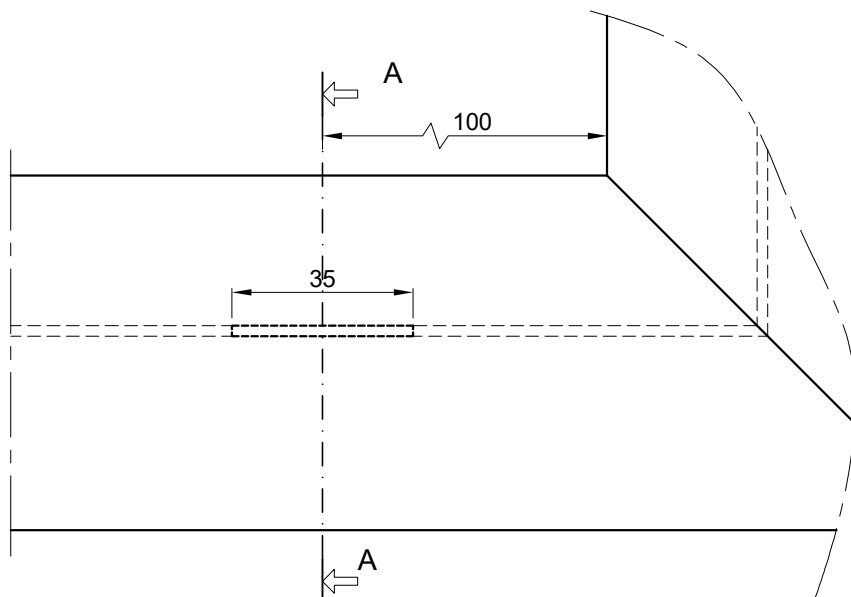
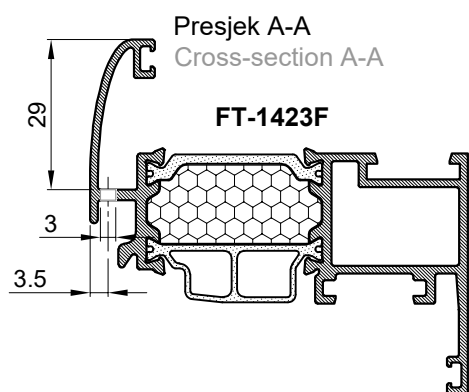




**OBRADA NA PROFILU KRILA FT-1423F ZA ODVOD KAPLJEVINA I VENTILIRANJA KOMORA KRILA PROZORA**  
**PROCESSING OF SASH PROFILE FT-1423F FOR WATER DRAINAGE AND VENTILATION OF SASH CHAMBERS**

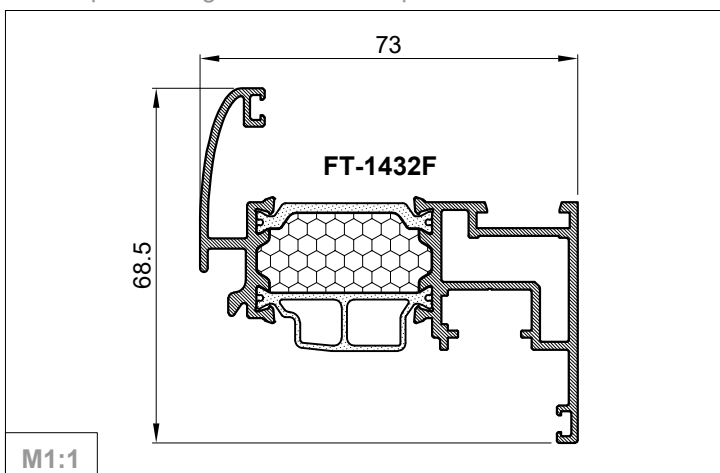
- obrada donjeg pojasa krila /štancanjem/
- obrada okomitih pojasa krila /štancanjem/
- Alat: Štanca S1
- uslijed probijenih otvora unutar prozora dolazi do uspostave strujanja zraka i isušivanja mogućih kapljevina

- processing of sash lower zone /metal punching/
- processing of sash vertical zone /metal punching/
- Tool: Metal punching machine S1
- due to punctured slots inside the window air flow and drying of residual water is enable

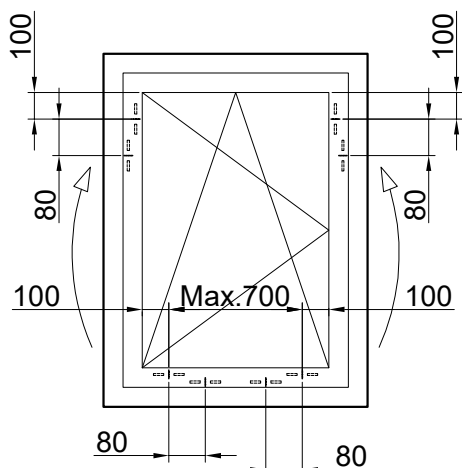


Obrada profila je ista i za profil:

Profile processing is the same for profile:

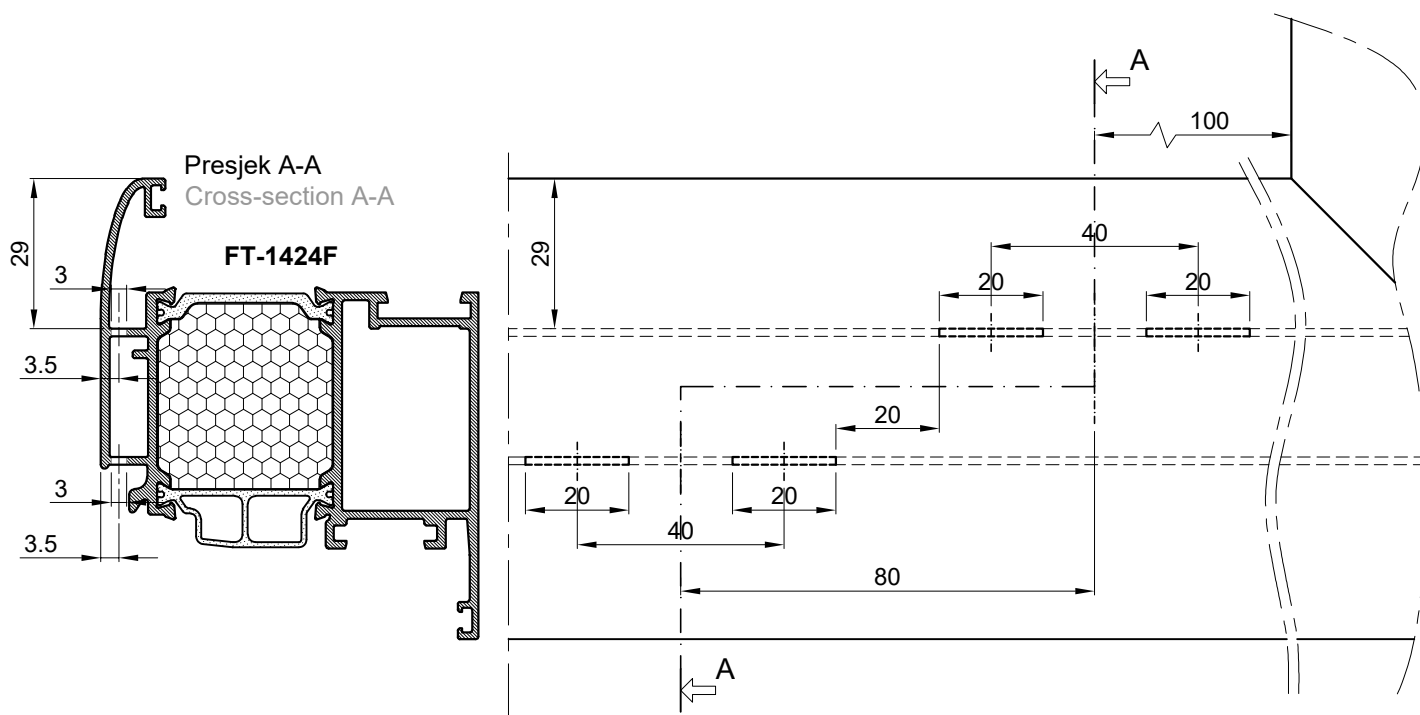


M1:1

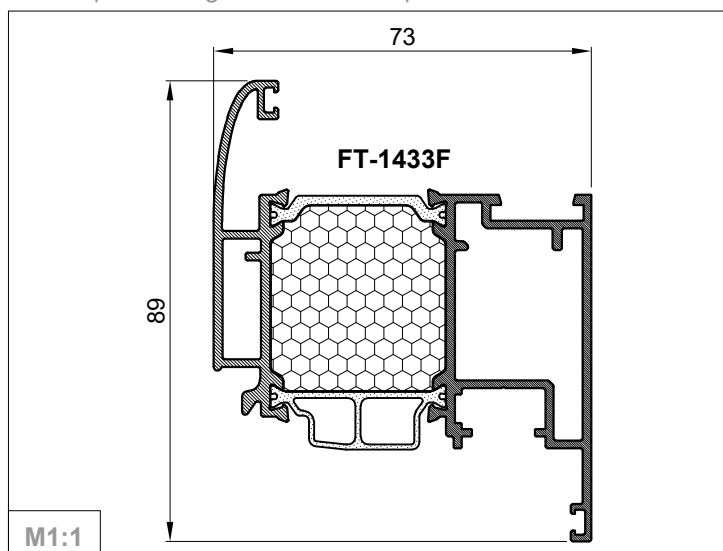


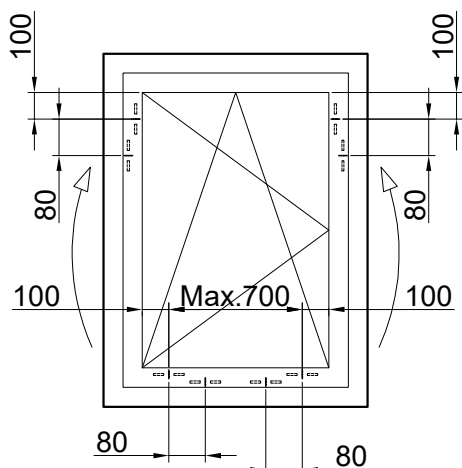
### OBRADA NA PROFILU KRILA FT-1424F ZA ODVOD KAPLJEVINA I VENTILIRANJA KOMORA KRILA PROZORA PROCESSING OF SASH PROFILE FT-1424F FOR WATER DRAINAGE AND VENTILATION OF SASH CHAMBERS

- obrada donjeg pojasa krila /štancanjem/
- obrada okomitih pojasa krila /štancanjem/  
Alat: Štanca S9
- uslijed probijenih otvora unutar prozora dolazi do uspostave strujanja zraka i isušivanja mogućih kapljevina
- processing of sash lower zone /metal punching/
- processing of sash vertical zone /metal punching/  
Tool: Metal punching machine S9
- due to punctured slots inside the window air flow and drying of residual water is enable



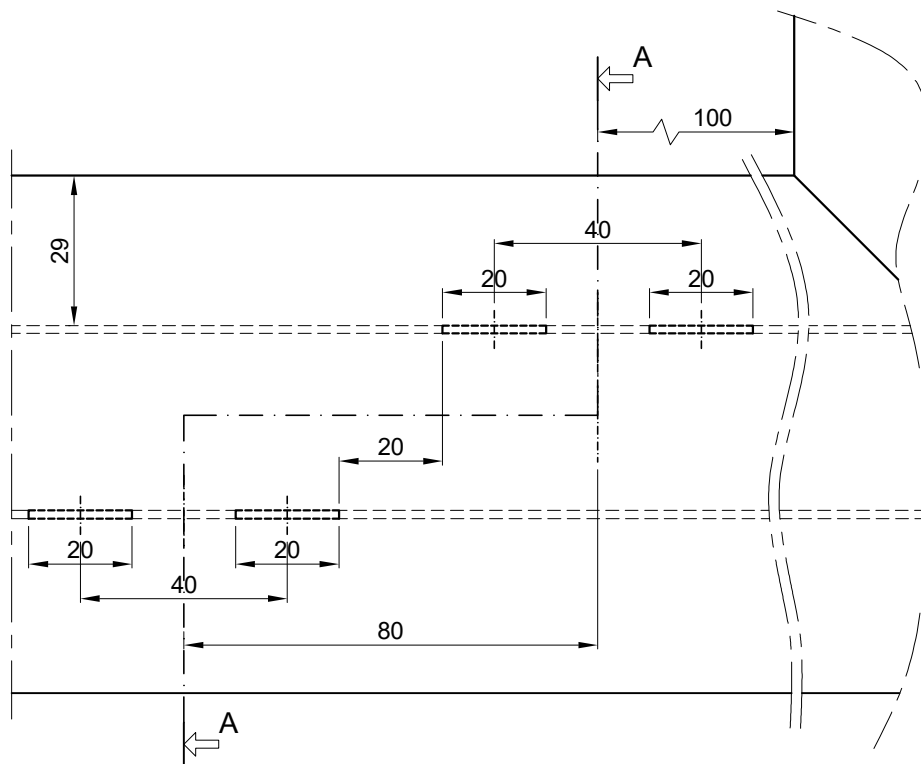
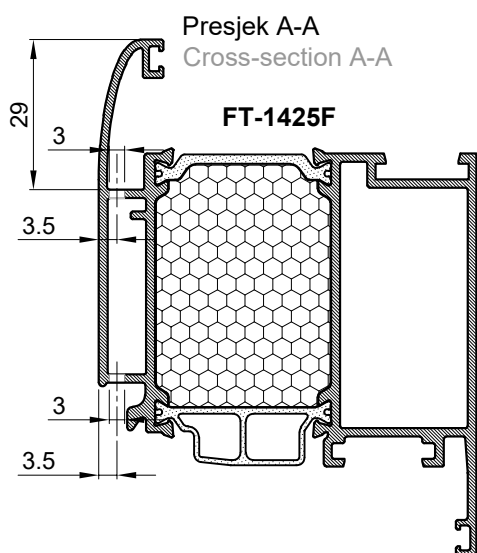
Obrada profila je ista i za profil:  
Profile processing is the same for profile:

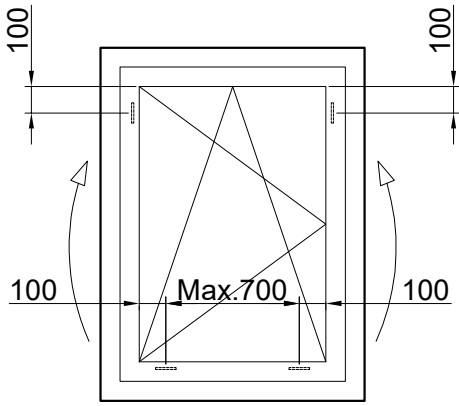




**OBRADA NA PROFILU KRILA FT-1425F ZA ODVOD KAPLJEVINA I VENTILIRANJA KOMORA KRILA PROZORA**  
**PROCESSING OF SASH PROFILE FT-1425F FOR WATER DRAINAGE AND VENTILATION OF SASH CHAMBERS**

- obrada donjeg pojasa krila /štancanjem/
- obrada okomitih pojasa krila /štancanjem/
- Alat: Štanca S9
- uslijed probijenih otvora unutar prozora dolazi do uspostave strujanja zraka i isušivanja mogućih kapljevina
- processing of sash lower zone /metal punching/
- processing of sash vertical zone /metal punching/
- Tool: Metal punching machine S9
- due to punctured slots inside the window air flow and drying of residual water is enable

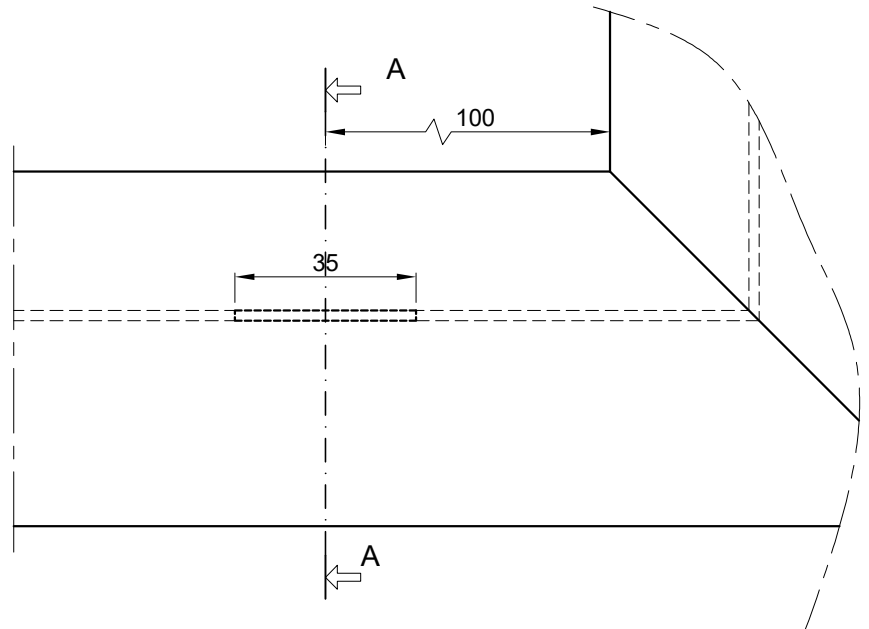
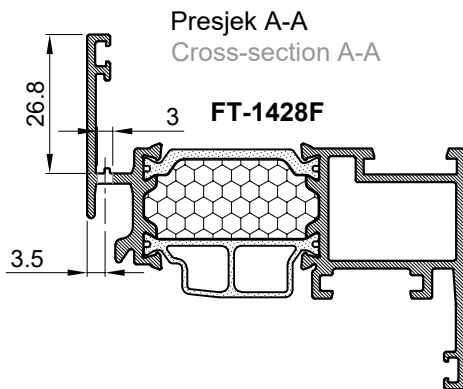




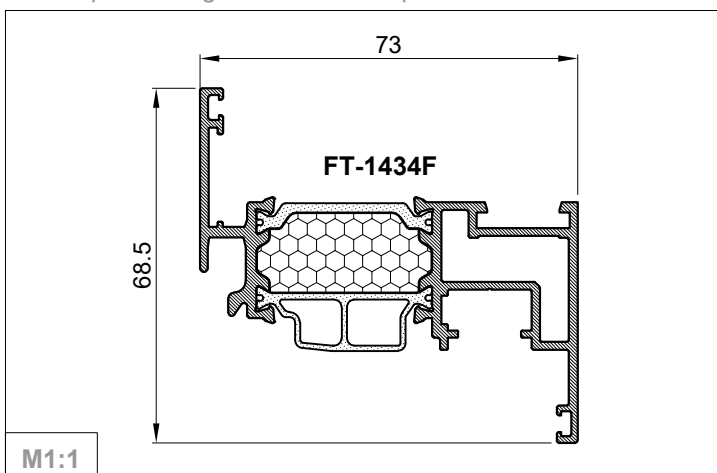
**OBRADA NA PROFILU KRILA FT-1428F ZA ODVOD KAPLJEVINA I VENTILIRANJA KOMORA KRILA PROZORA**  
**PROCESSING OF SASH PROFILE FT-1428F FOR WATER DRAINAGE AND VENTILATION OF SASH CHAMBERS**

- obrada donjeg pojasa krila /štancanjem/
- obrada okomitih pojasa krila /štancanjem/
- Alat: Štanca S1
- uslijed probijenih otvora unutar prozora dolazi do uspostave strujanja zraka i isušivanja mogućih kapljevina

- processing of sash lower zone /metal punching/
- processing of sash vertical zone /metal punching/
- Tool: Metal punching machine S1
- due to punctured slots inside the window air flow and drying of residual water is enable

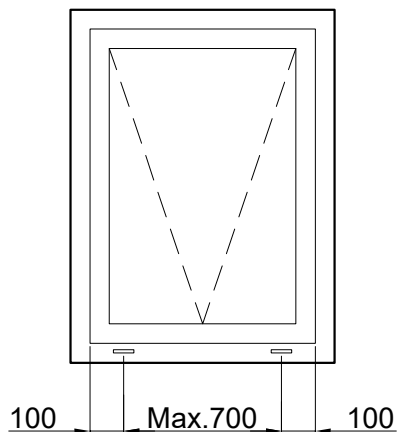


Obrada profila je ista i za profil:  
 Profile processing is the same for profile:



### OBRADA NA PROFILU KRILA FT-1427F ZA ODVOD KAPLJEVINA PROCESSING OF SASH PROFILE FT-1427F FOR WATER DRAINAGE

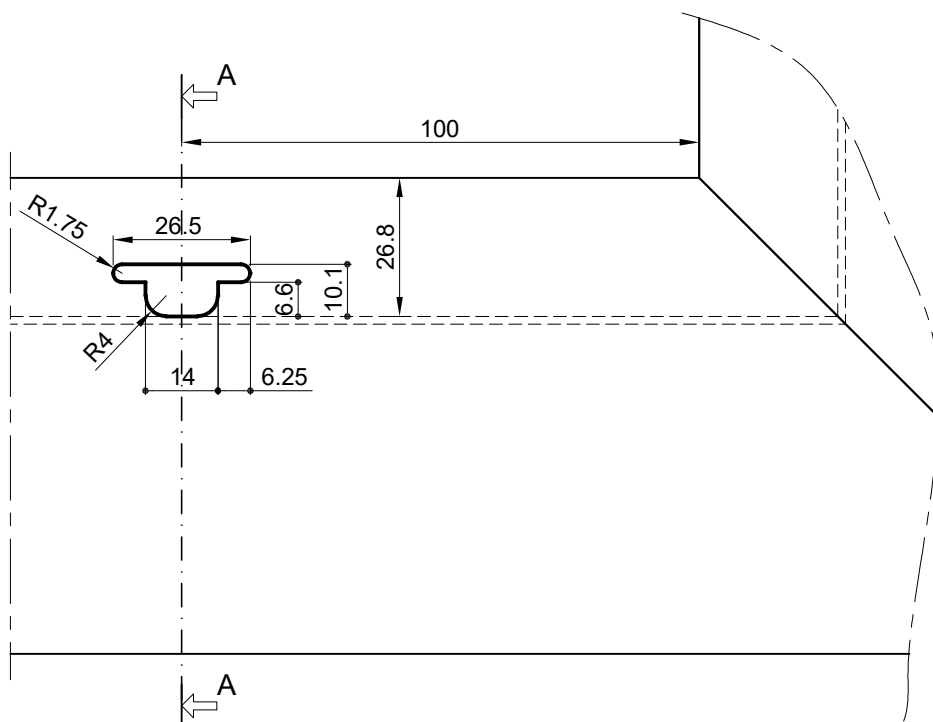
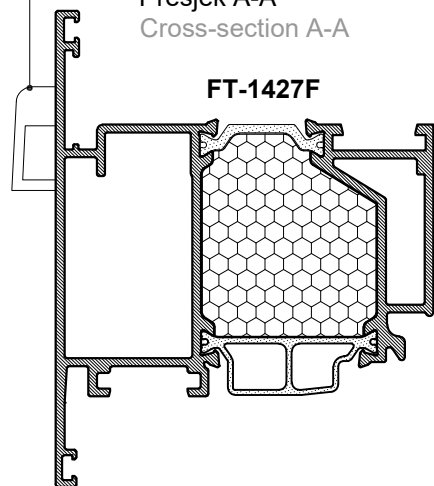
- obrada donjeg pojasa krila /štancanjem/  
Alat: Štanca S1
- 373.003; 370.070 - pvc maska za drenažni otvor
- processing of sash lower zone /metal punching/  
Tool: Metal punching machine S1
- 373.003; 370.070 - pvc mask for drainage hole



373.003

Presjek A-A  
Cross-section A-A

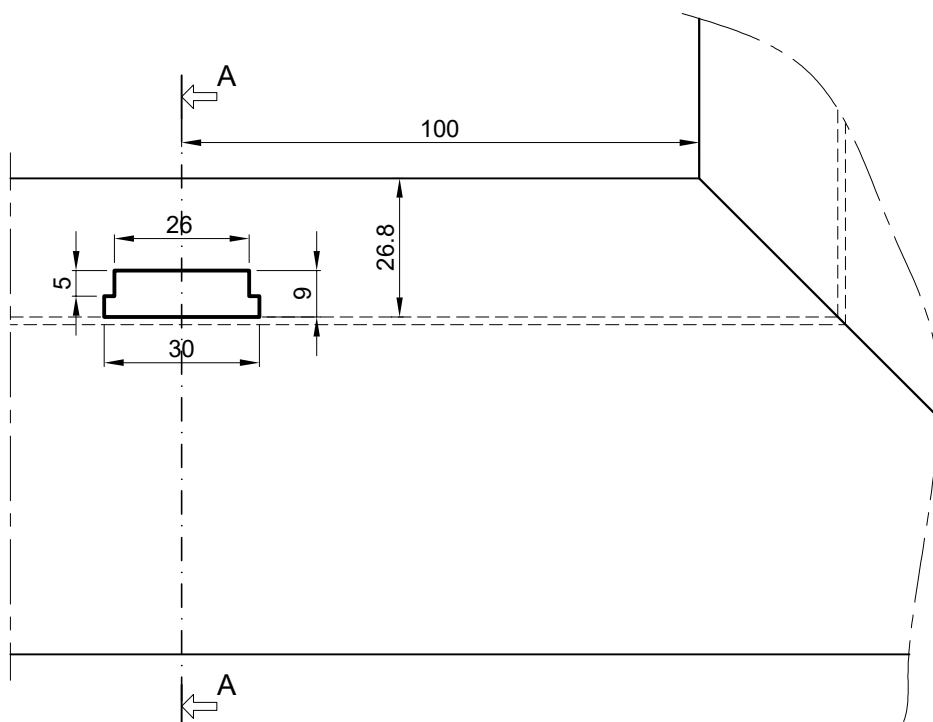
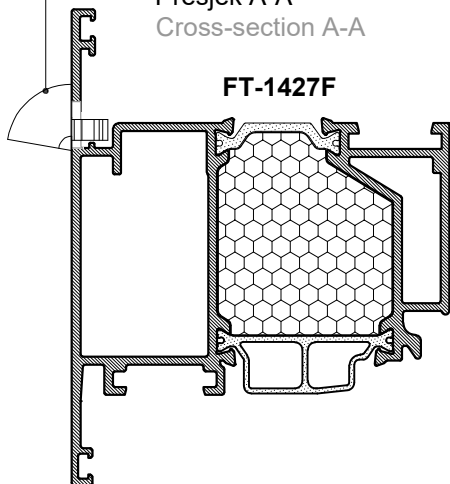
FT-1427F

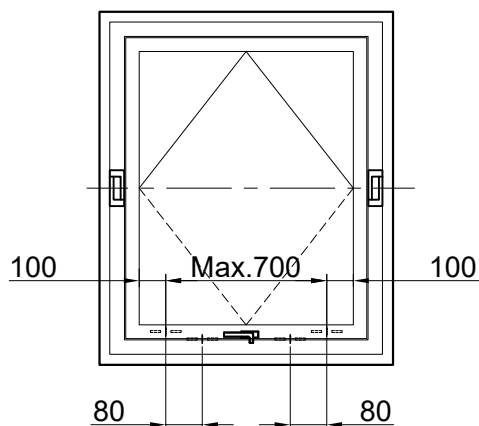


370.070

Presjek A-A  
Cross-section A-A

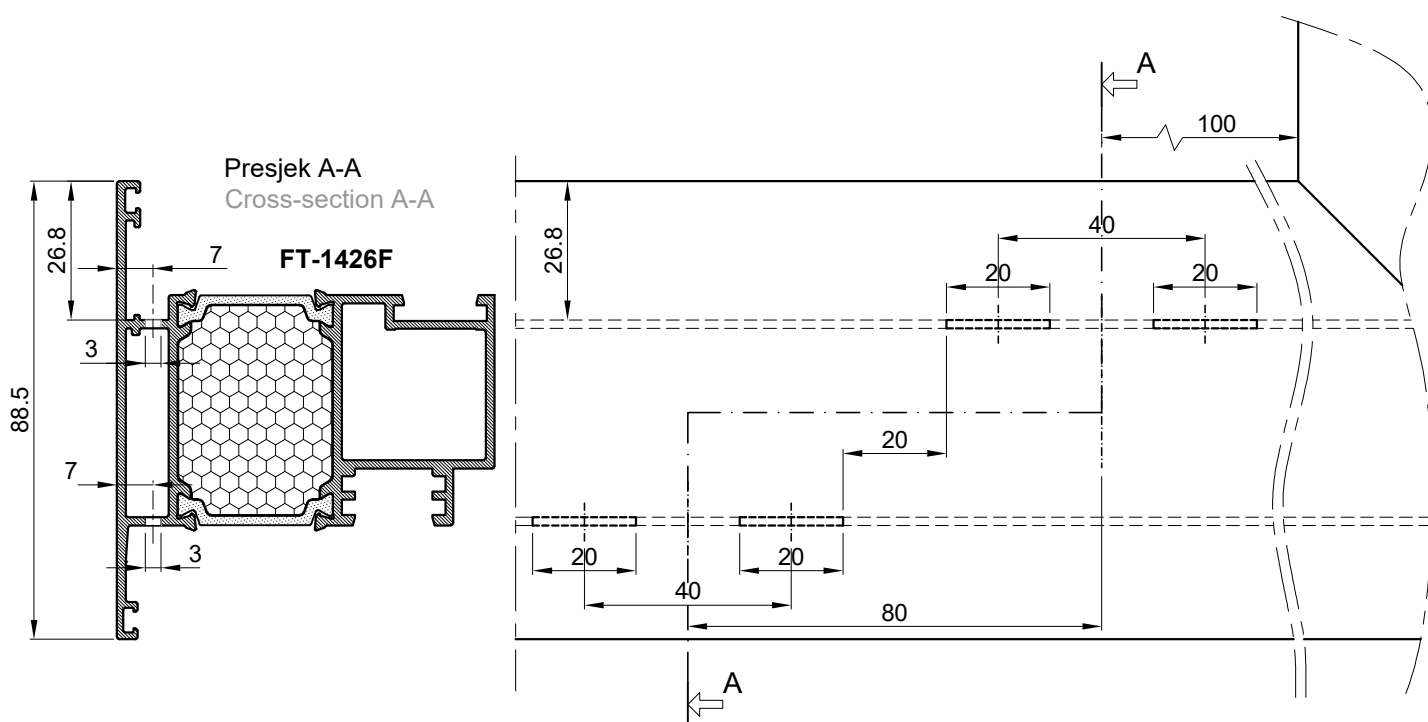
FT-1427F

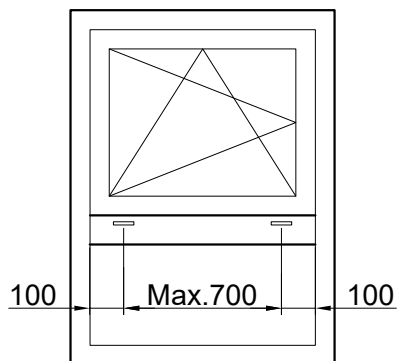




### OBRADA NA PROFILU KRILA FT-1426F ZA ODVOD KAPLJEVINA PROCESSING OF SASH PROFILE FT-1426F FOR WATER DRAINAGE

- obrada donjeg pojasa krila /štancanjem/  
Alat: Štanca S9
- processing of sash lower zone /metal punching/  
Tool: Metal punching machine S9

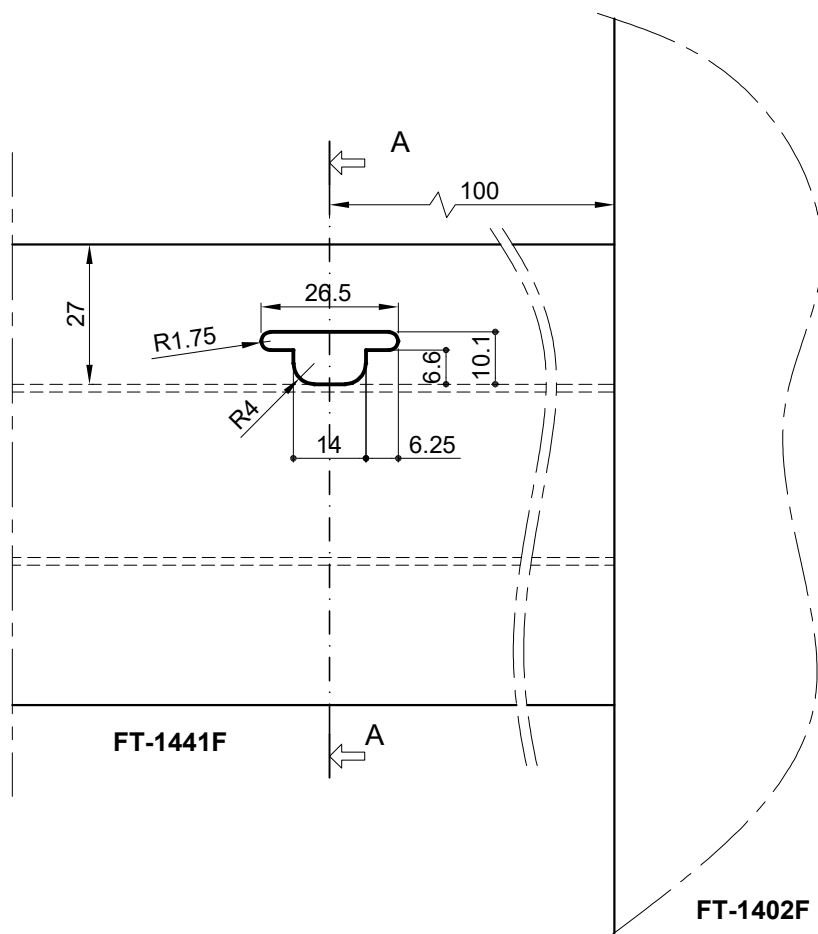
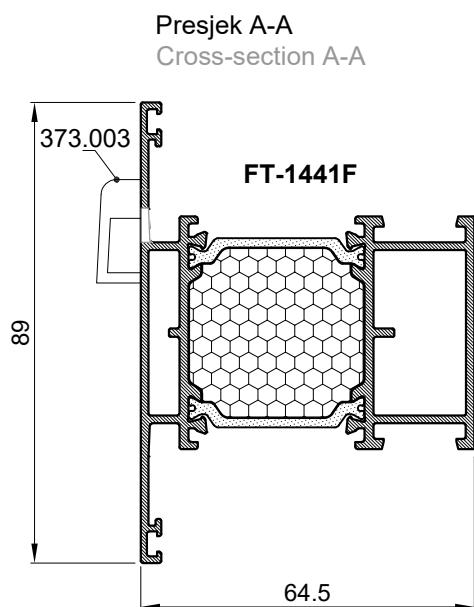




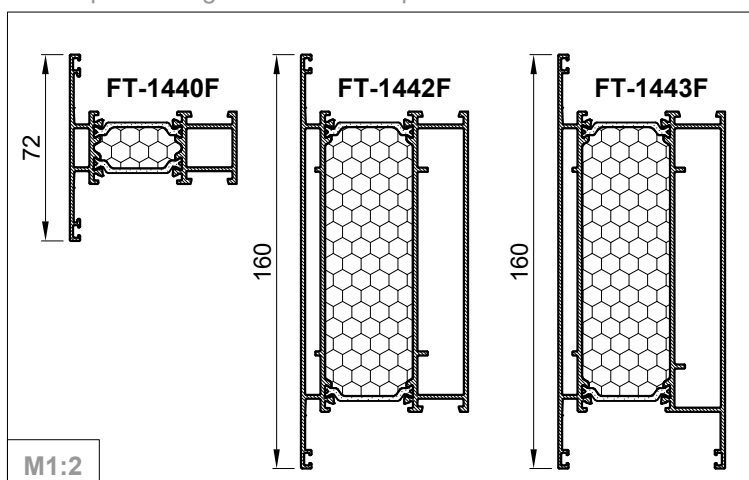
### OBRADA NA PROFILU PREČKE FT-1441F ZA ODVOD KAPLJEVINA PROCESSING OF CROSSBAR PROFILE FT-1441F FOR WATER DRAINAGE

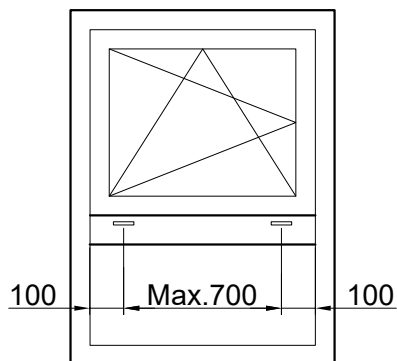
- obrada profila prečke /štancanjem/  
Alat: Štanca S1
- 373.003 - pvc maska za drenažni otvor

- processing of crossbar profile /metal punching/  
Tool: Metal punching machine S1
- 373.003 - pvc mask for drainage hole



Obrada profila je ista i za profile:  
Profile processing is the same for profiles:

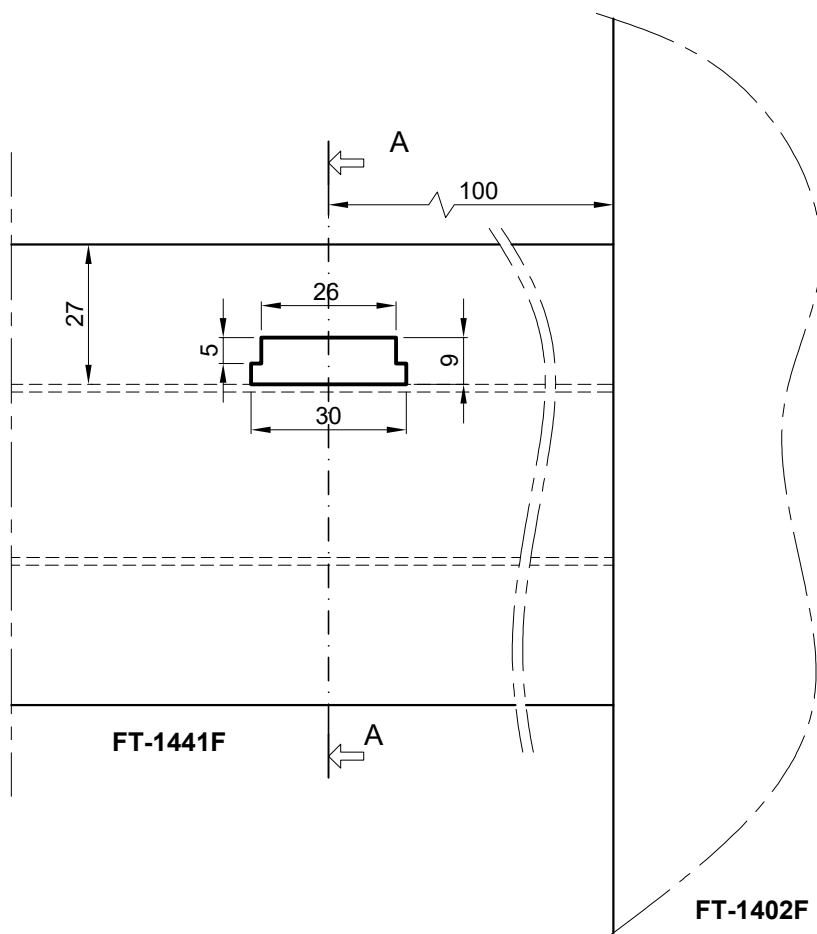
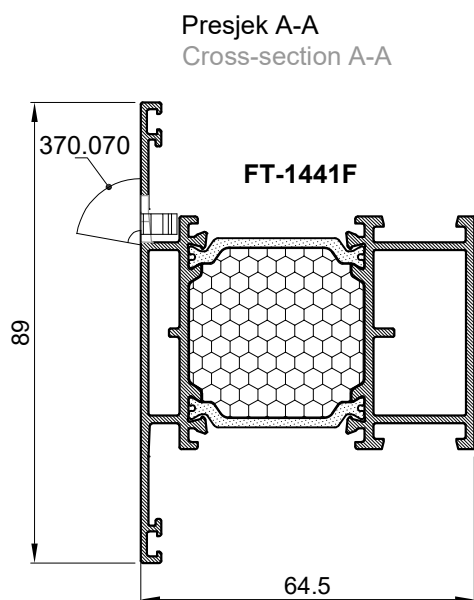




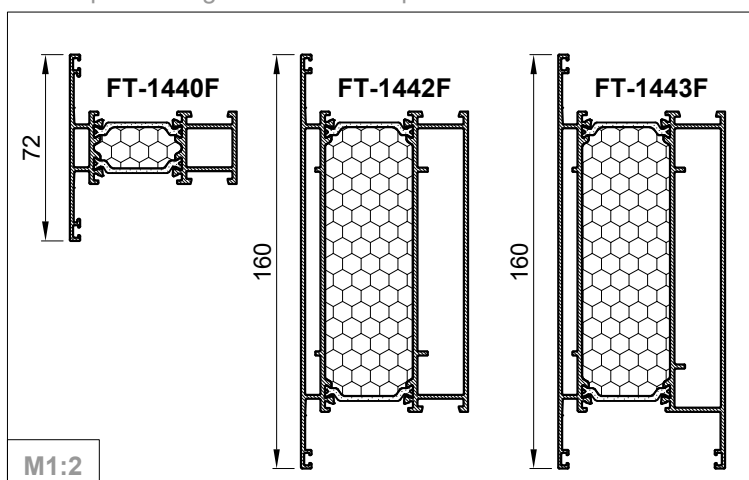
### OBRADA NA PROFILU PREČKE FT-1441F ZA ODVOD KAPLJEVINA PROCESSING OF CROSSBAR PROFILE FT-1441F FOR WATER DRAINAGE

- obrada profila prečke /štančanjem/  
Alat: Štanca S1
- 370.070 - pvc maska za drenažni otvor

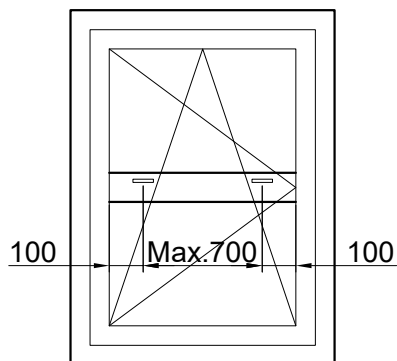
- processing of crossbar profile /metal punching/  
Tool: Metal punching machine S1
- 370.070 - pvc mask for drainage hole



Obrada profila je ista i za profils:  
Profile processing is the same for profiles:



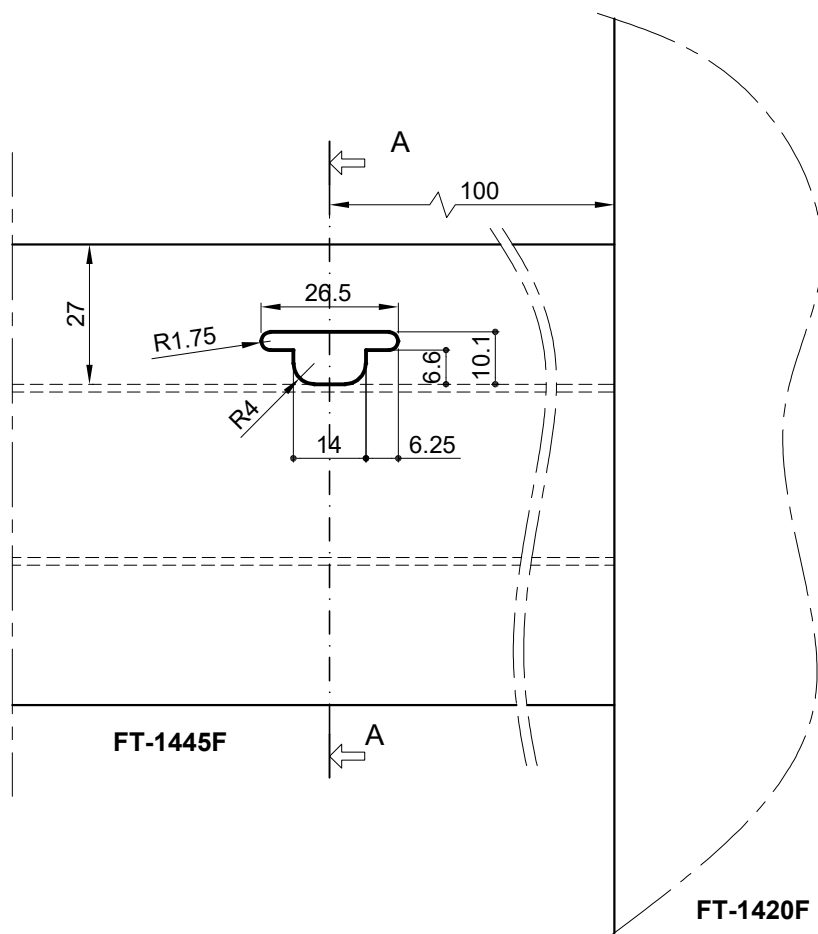
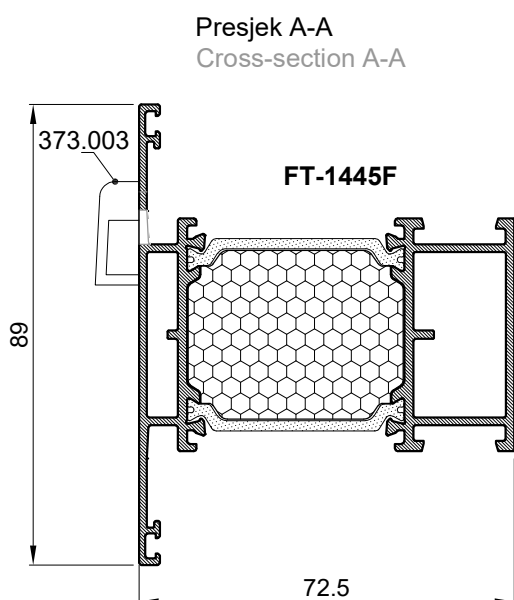
M1:2



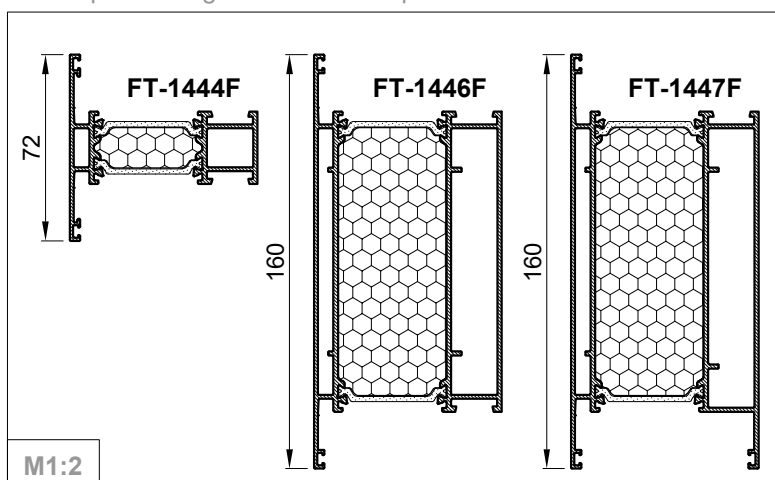
### OBRADA NA PROFILU PREČKE FT-1445F ZA ODVOD KAPLJEVINA PROCESSING OF CROSSBAR PROFILE FT-1445F FOR WATER DRAINAGE

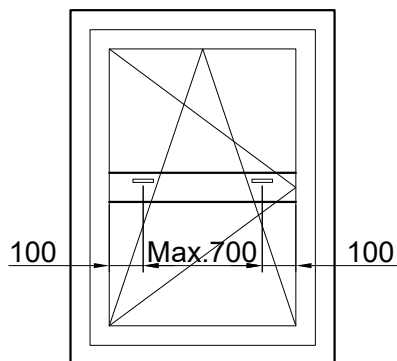
- obrada profila prečke /štančanjem/  
Alat: Štanca S1
- 373.003 - pvc maska za drenažni otvor

- processing of crossbar profile /metal punching/  
Tool: Metal punching machine S1
- 373.003 - pvc mask for drainage hole



Obrada profila je ista i za profile:  
Profile processing is the same for profiles:

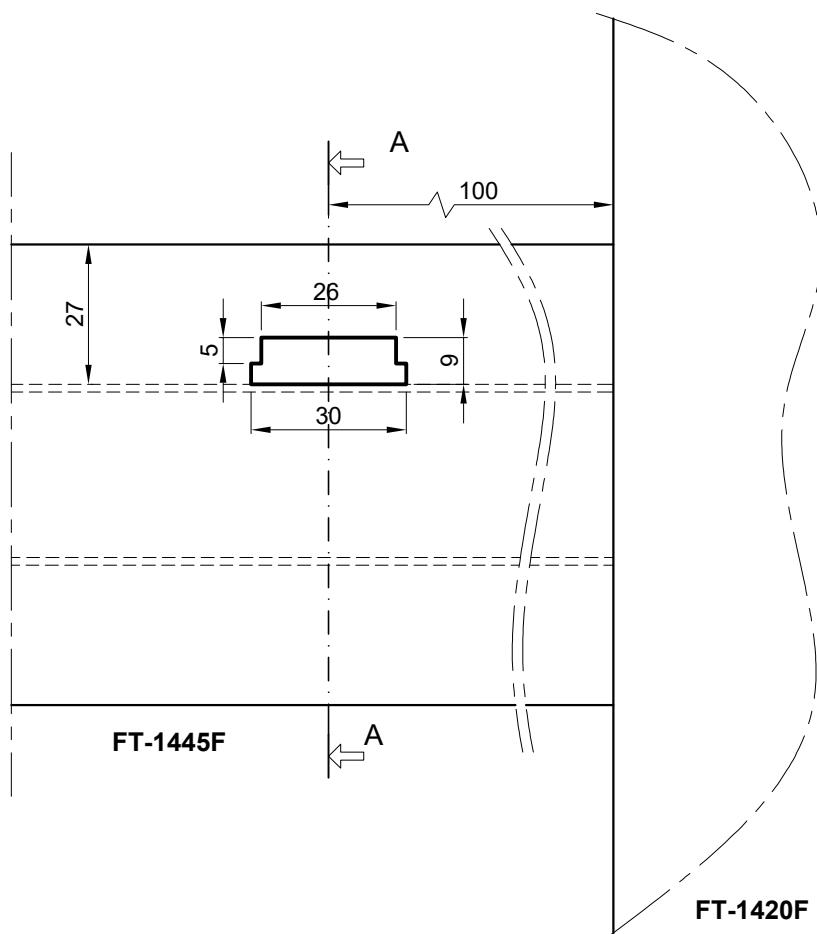
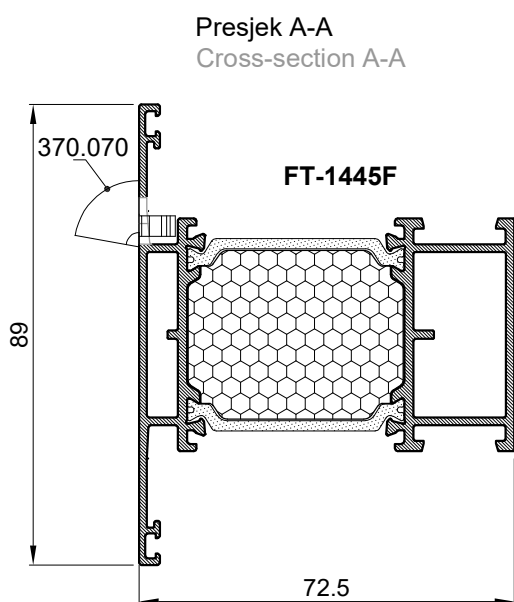




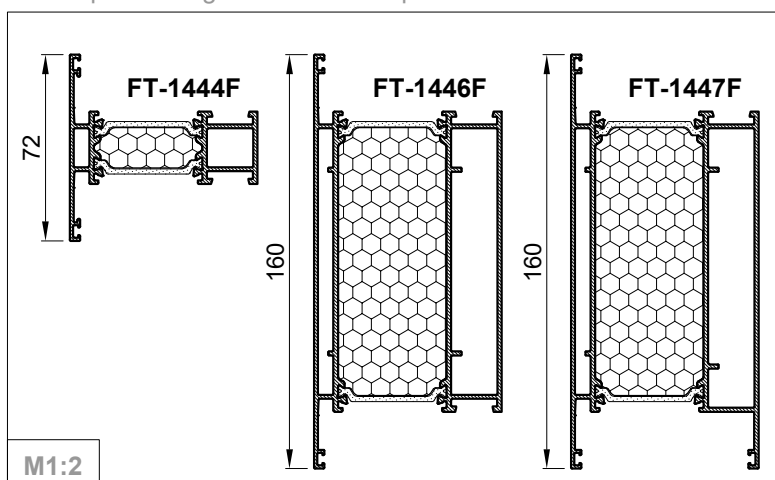
### OBRADA NA PROFILU PREČKE FT-1445F ZA ODVOD KAPLJEVINA PROCESSING OF CROSSBAR PROFILE FT-1445F FOR WATER DRAINAGE

- obrada profila prečke /štančanjem/
- Alat: Štanca S1
- 370.070 - pvc maska za drenažni otvor

- processing of crossbar profile /metal punching/
- Tool: Metal punching machine S1
- 370.070 - pvc mask for drainage hole



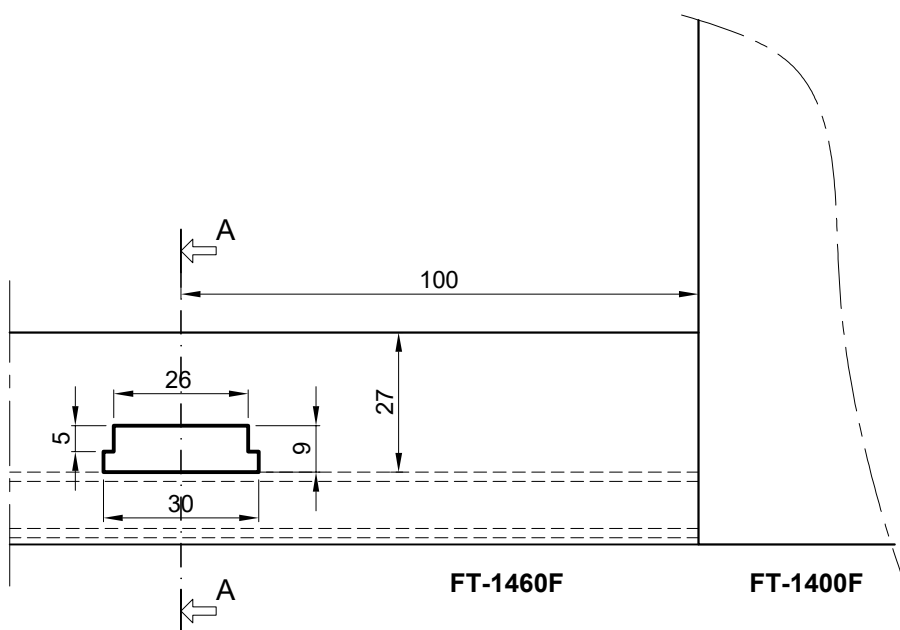
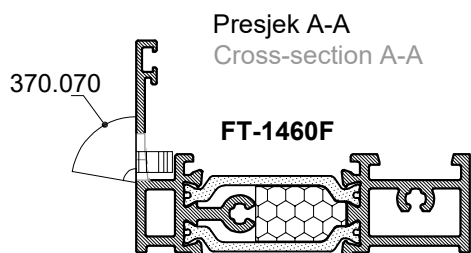
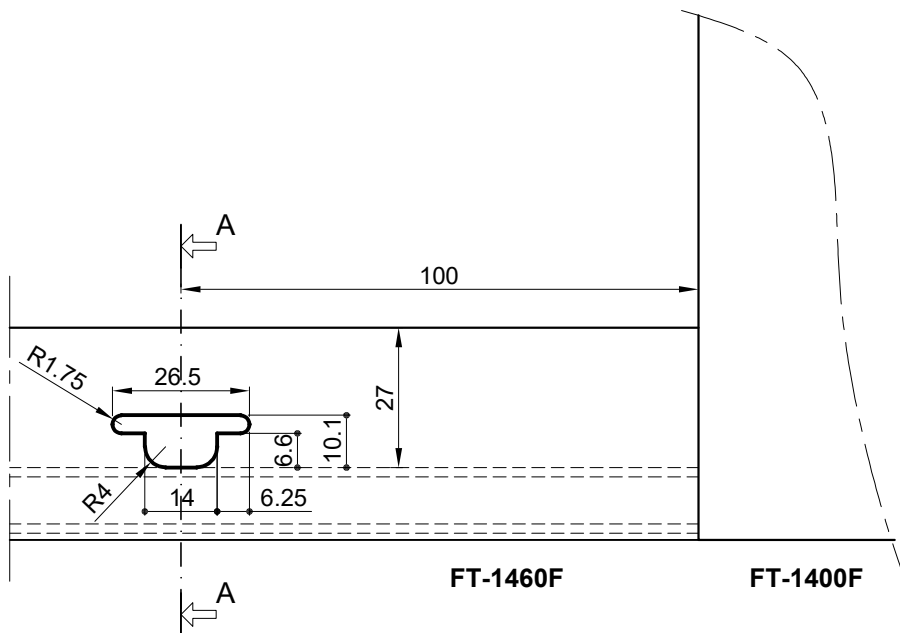
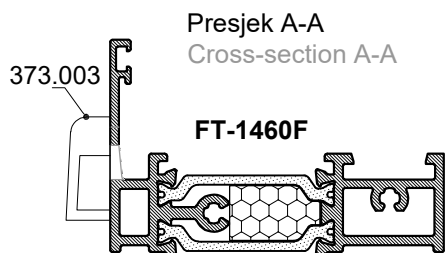
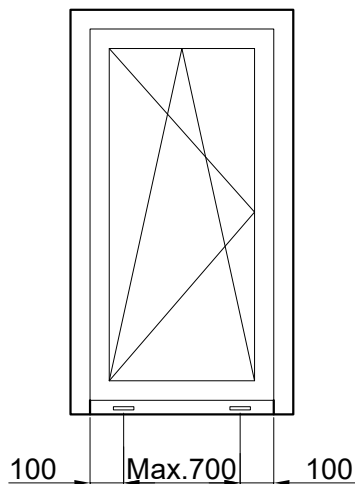
Obrada profila je ista i za profile:  
Profile processing is the same for profiles:



M1:2

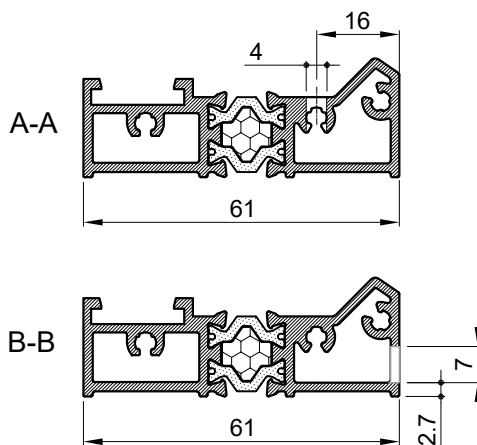
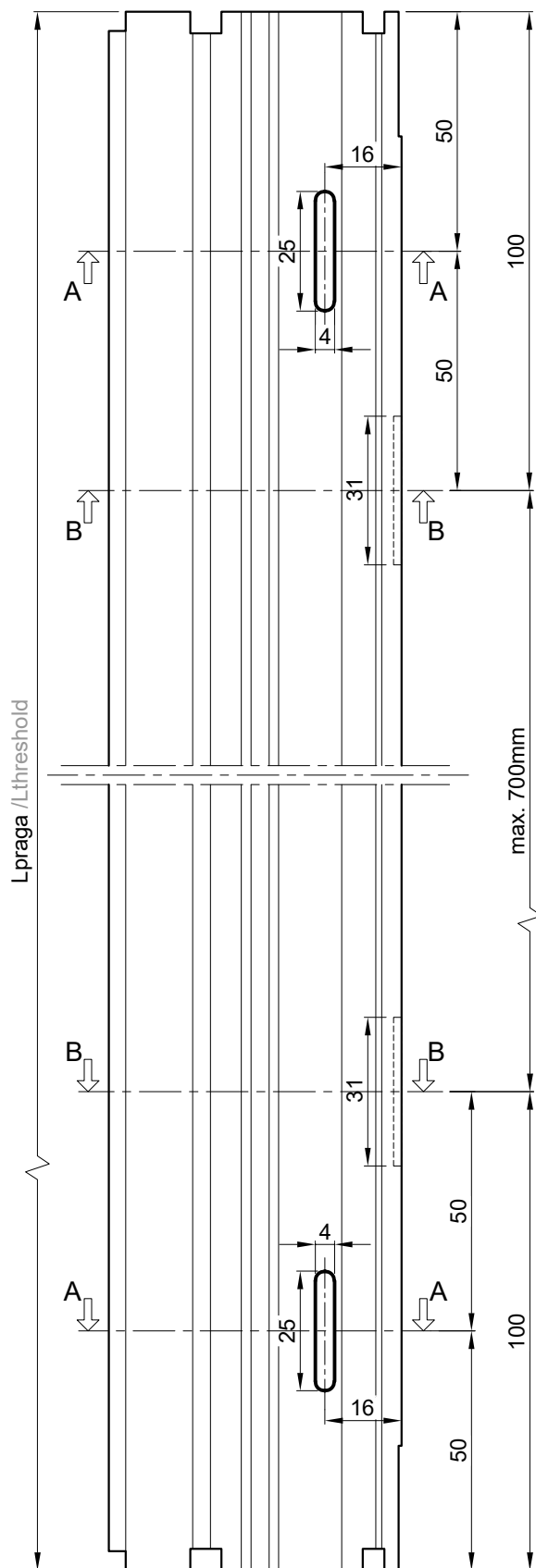
### OBRADA NA PROFILU PRAGA FT-1460F ZA ODVOD KAPLJEVINA PROCESSING OF THRESHOLD PROFILE FT-1460F FOR WATER DRAINAGE

- obrada na profilu praga /štancanjem/  
Alat: Štanca S1
- 373.003; 370.070 - pvc maska za drenažni otvor
- processing on threshold profile /metal punching/  
Tool: Metal punching machine S1
- 373.003; 370.070 - pvc mask for drainage hole



### OBRADA NA PROFILU PRAGA FT-0294F ZA ODVOD KAPLJEVINA (otvaranje unutra)

### PROCESSING OF THRESHOLD PROFILE FT-0294F FOR WATER DRAINAGE (inwards opening)

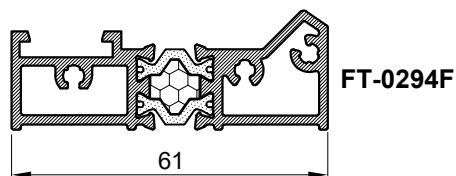
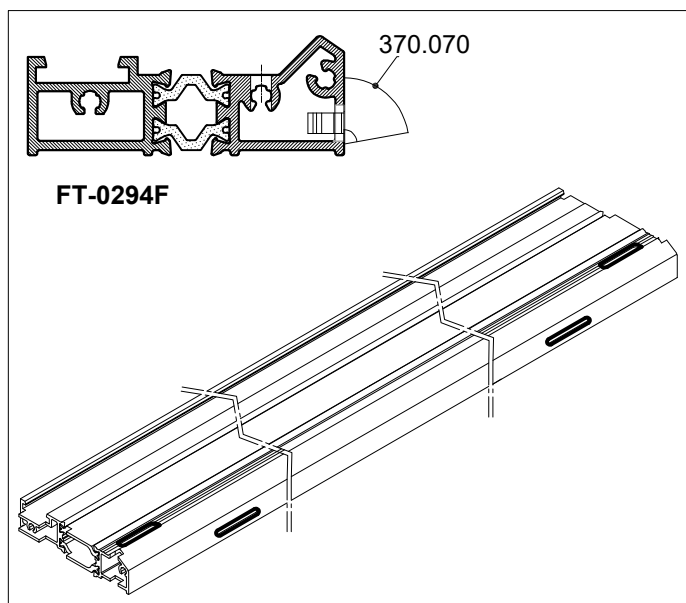


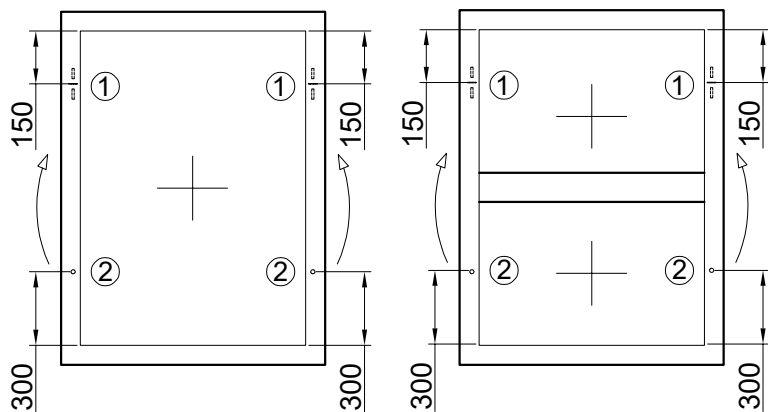
1. Sa gornje strane profila FT-0294F probušiti odvod za kapljevine - presjek A-A  
- obrada na profilu praga /glodanjem/ ; (žlijeb: 25x4)  
Alat: vretenasto glodalo Ø4

1. Drainage holes to be drilled from the upper side of profile FT-0294F - cross section A-A  
- processing on threshold profile /milling/ ; (groove: 25x4)  
Tool: end mill Ø4

2. Sa vanjske bočne strane profila FT-0294F probušiti odvod za kapljevine - presjek B-B  
- obrada na profilu praga /glodanjem/ ; (žlijeb: 31x7)  
Alat: vretenasto glodalo Ø7  
- 370.070 - pvc maska za drenažni otvor

2. Drainage holes to be drilled from the outside part of the profile FT-0294F - cross section B-B  
- processing on threshold profile /milling/ ; (groove: 31x7)  
Tool: end mill Ø7  
- 370.070 - pvc mask for drainage hole





### OBRADA NA PROFILU RAMA FT-1400F ZA VENTILIRANJE KOMORA RAMA PROCESSING OF FRAME PROFILE FT-1400F FOR VENTILATION OF FRAME CHAMBERS

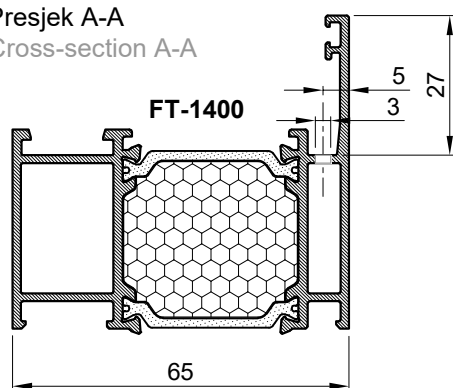
1. obrada okomitih pojasa rama /štancanjem/ ; (žlijeb 2x(20x3))

Alat: Štanca S9

1. processing of frame vertical zone /metal punching/ ; (groove 2x(20x3))

Tool: Metal punching machine S9

Presjek A-A  
Cross-section A-A



- uslijed probijenih otvora unutar prozora dolazi do uspostave strujanja zraka i isušivanja mogućih kapljevina

- due to punctured slots inside the window air flow and drying of residual water is enable

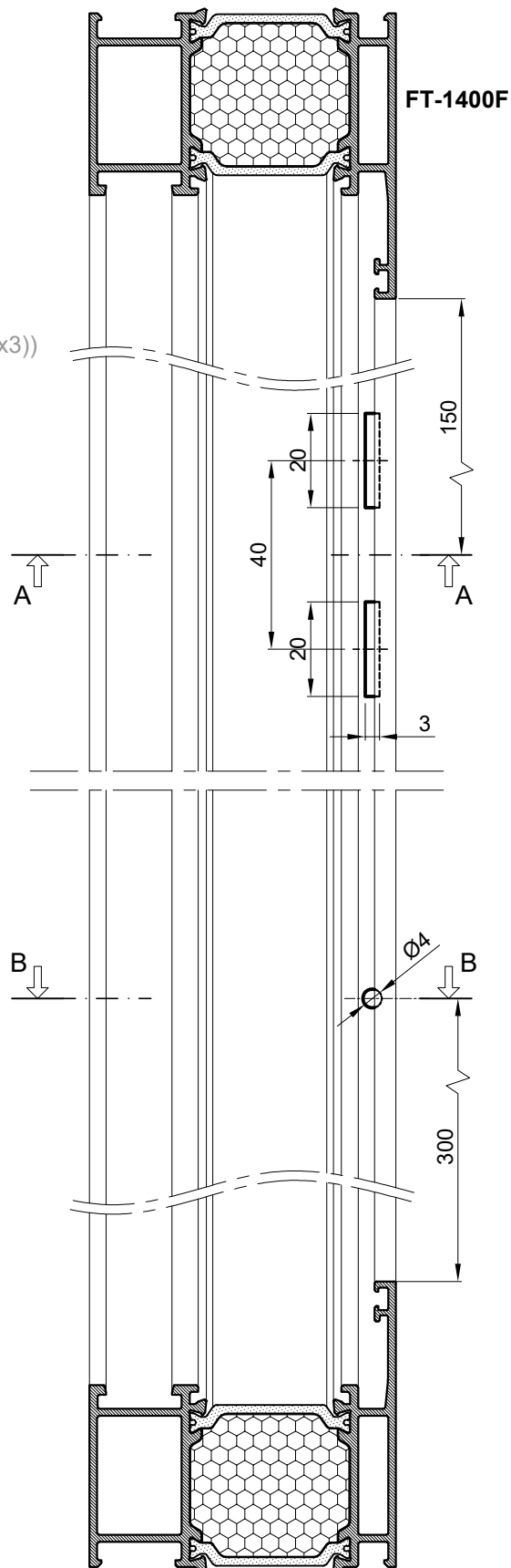
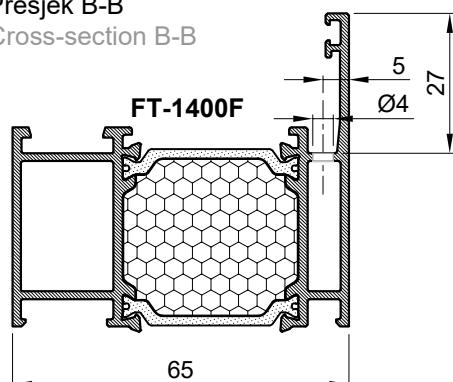
2. obrada okomitih pojasa rama /glodanjem/ ; (rupa Ø4)

Alat: vretenasto glodalo Ø4

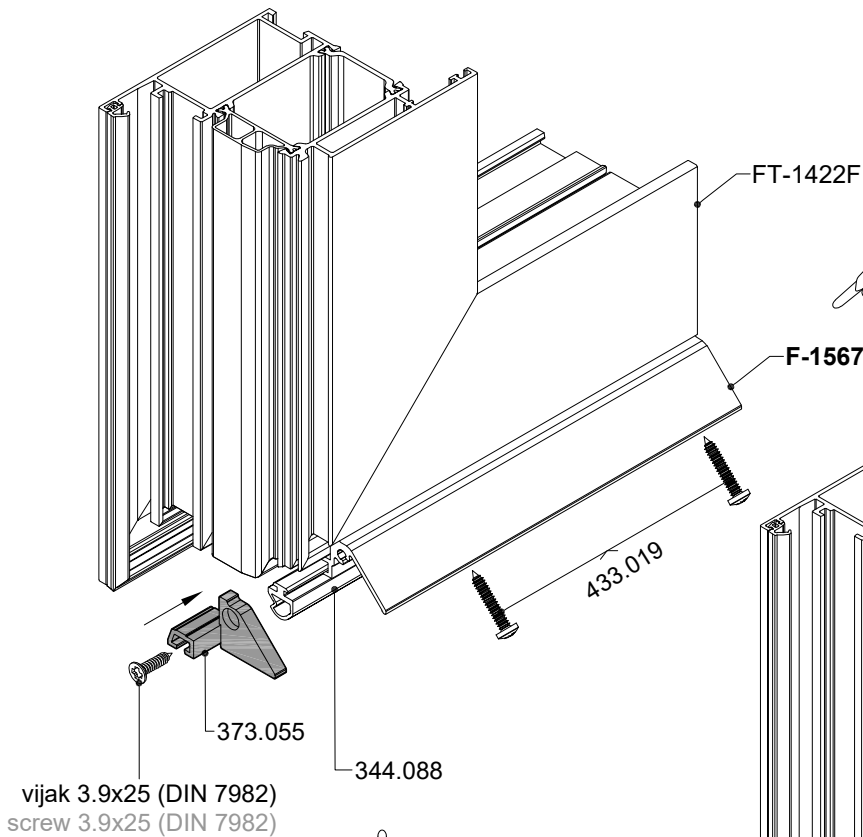
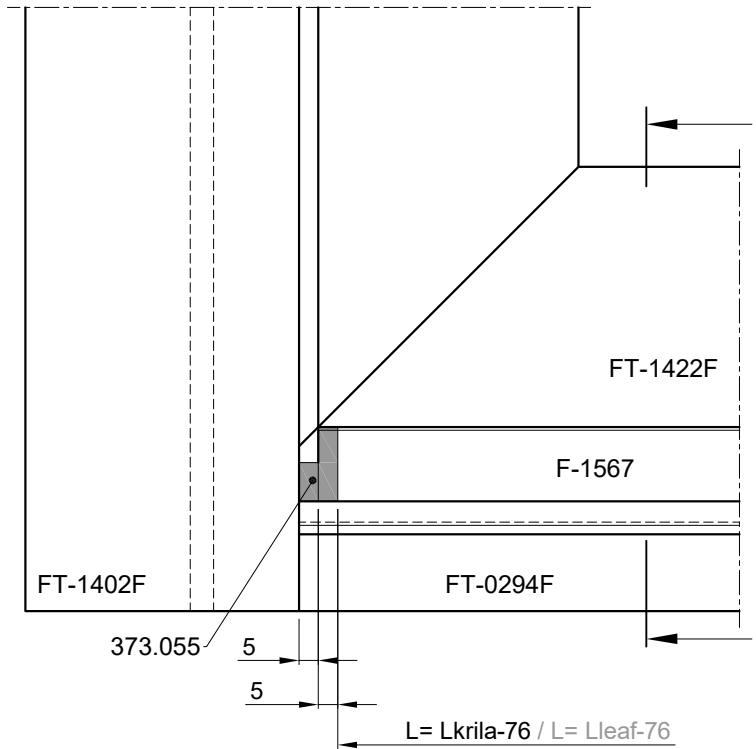
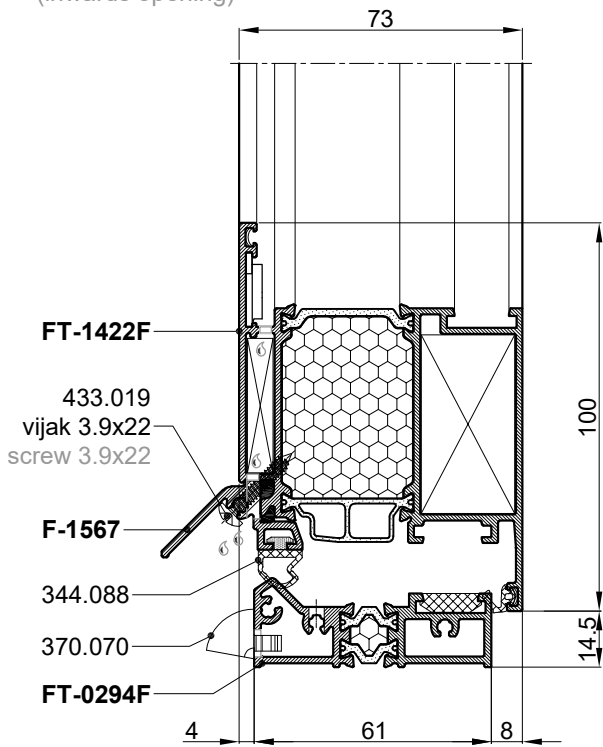
2. processing of frame vertical zone /milling/ ; (hole Ø4)

Tool: end mill Ø4

Presjek B-B  
Cross-section B-B

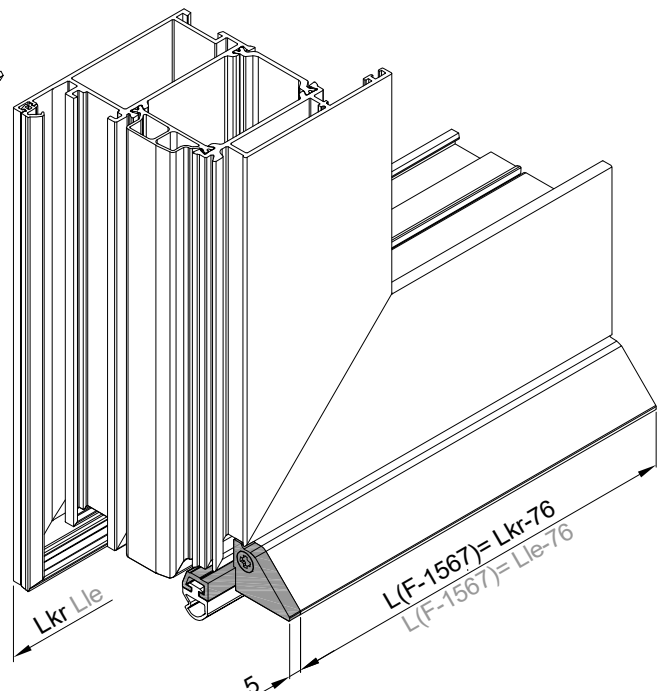


UGRADNJA PROFILA OKAPNICE F-1567 S BRTVOM PREMA PRAGU U PROFIL KRILA VRATA (otvaranje unutra)  
 INSTALLATION OF DRIP CAP PROFILE F-1567 WITH GASKET ON THE BOTTOM OF THE DOOR LEAF PROFILE  
 (inwards opening)

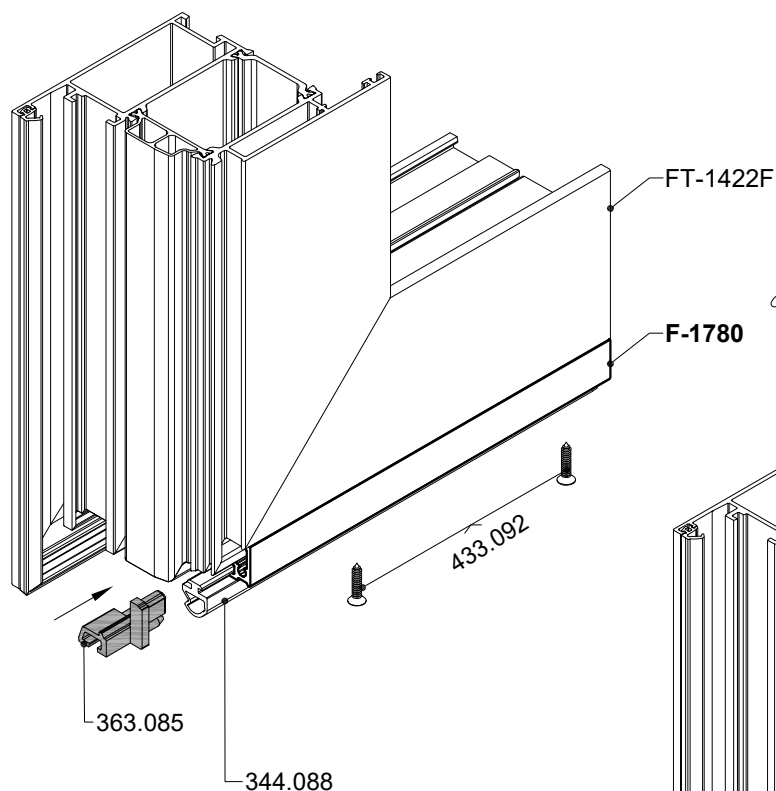
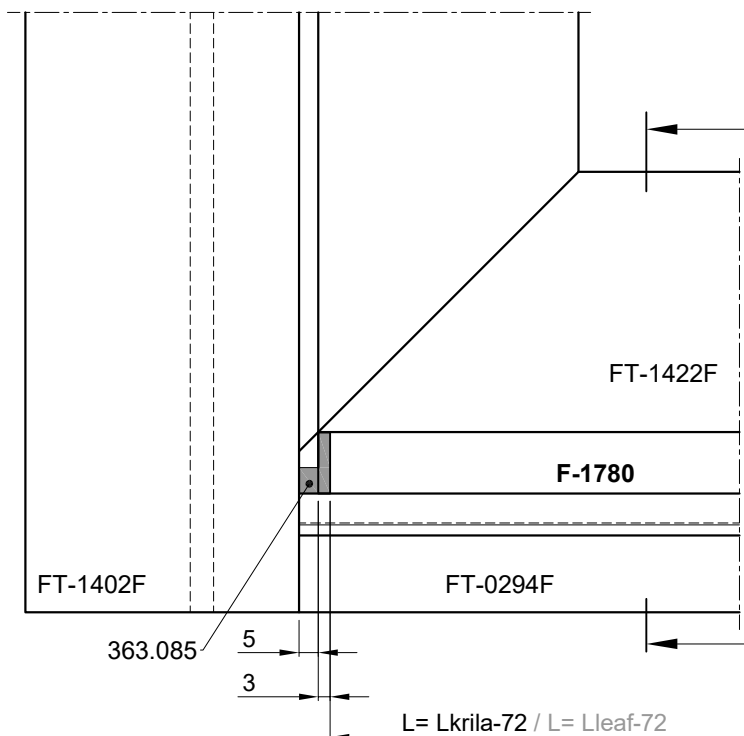
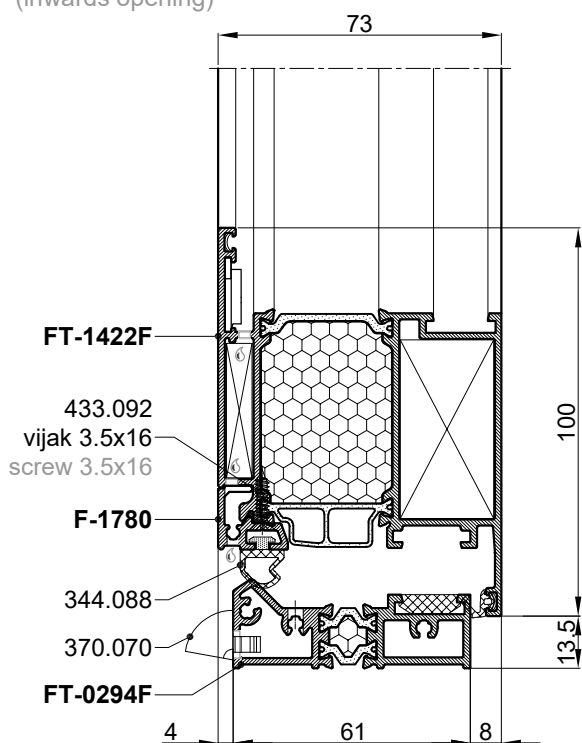


- Mjera pilanja profila okapnice:  
L(F-1567) = Lkrila-76
- Kut pilanja: 90-90
- Sawing length of drip cap profile:  
L(F-1567) = Lleaf-76
- Sawing angle: 90-90

- Mjera pilanja brtve prema pragu:  
L(344.088) = Lkrila-41
- Sawing length of gasket for to threshold:  
L(344.088) = Lleaf-41

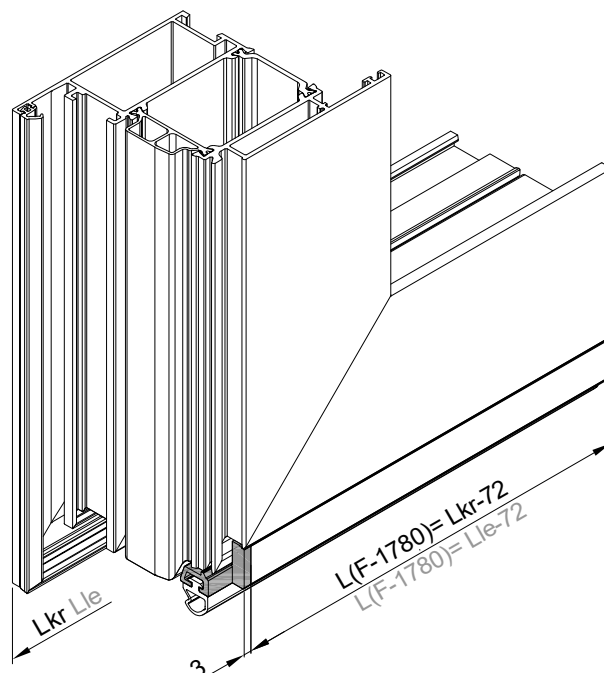


UGRADNJA PROFILA OKAPNICE F-1780 S BRTVOM PREMA PRAGU U PROFIL KRILA VRATA (otvaranje unutra)  
INSTALLATION OF DRIP CAP PROFILE F-1780 WITH GASKET ON THE BOTTOM OF THE DOOR LEAF PROFILE (inwards opening)

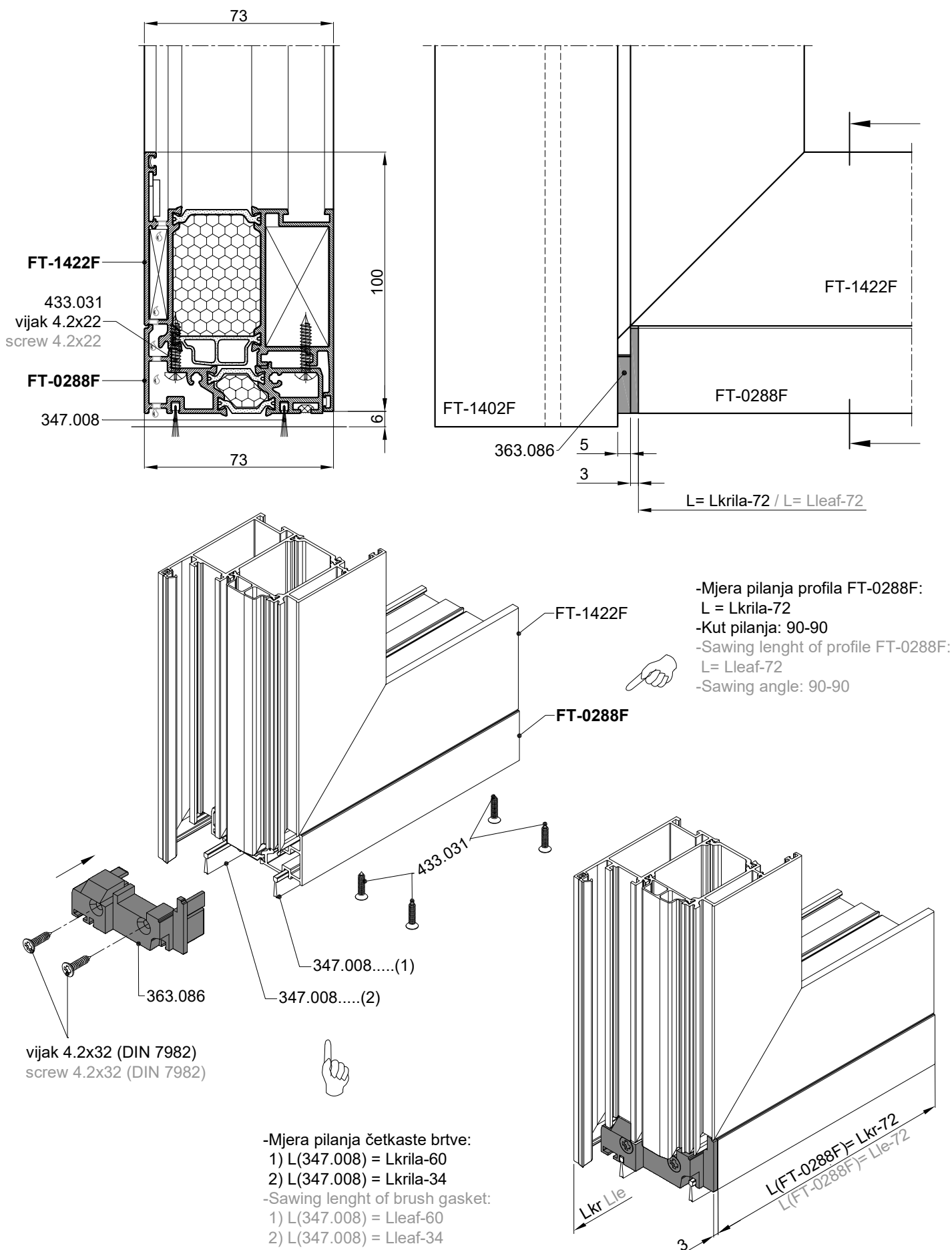


- Mjera pilanja profila okapnice:  
L(F-1780) = Lkrila-72
- Kut pilanja: 90-90
- Sawing lenght of drip cap profile:  
L(F-1780)= Lleaf-72
- Sawing angle: 90-90

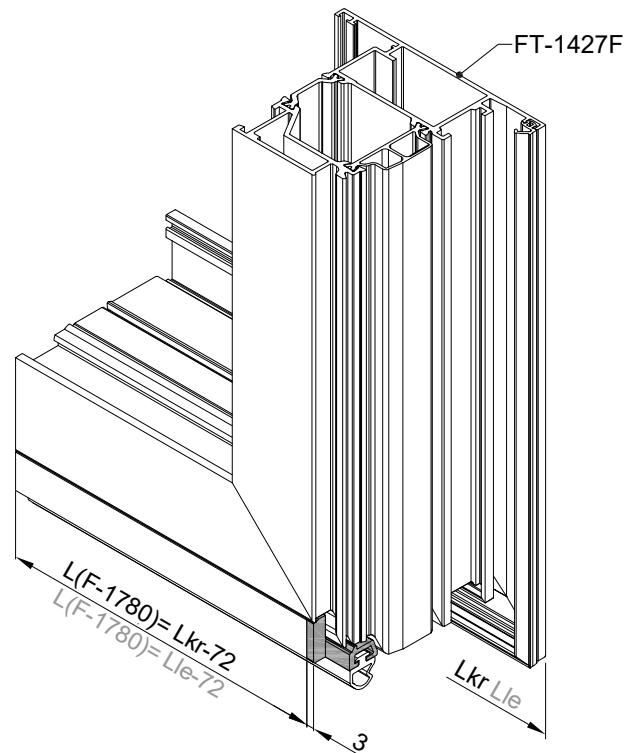
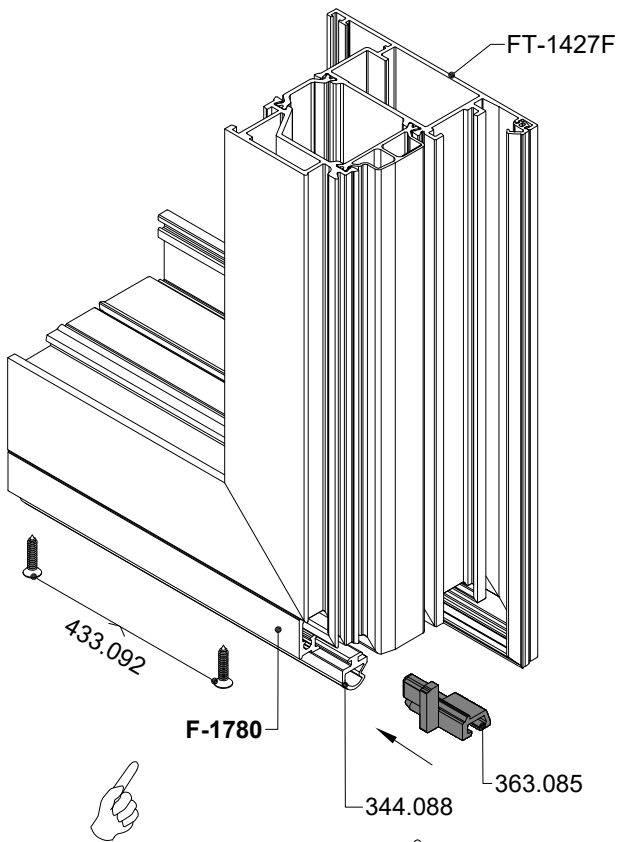
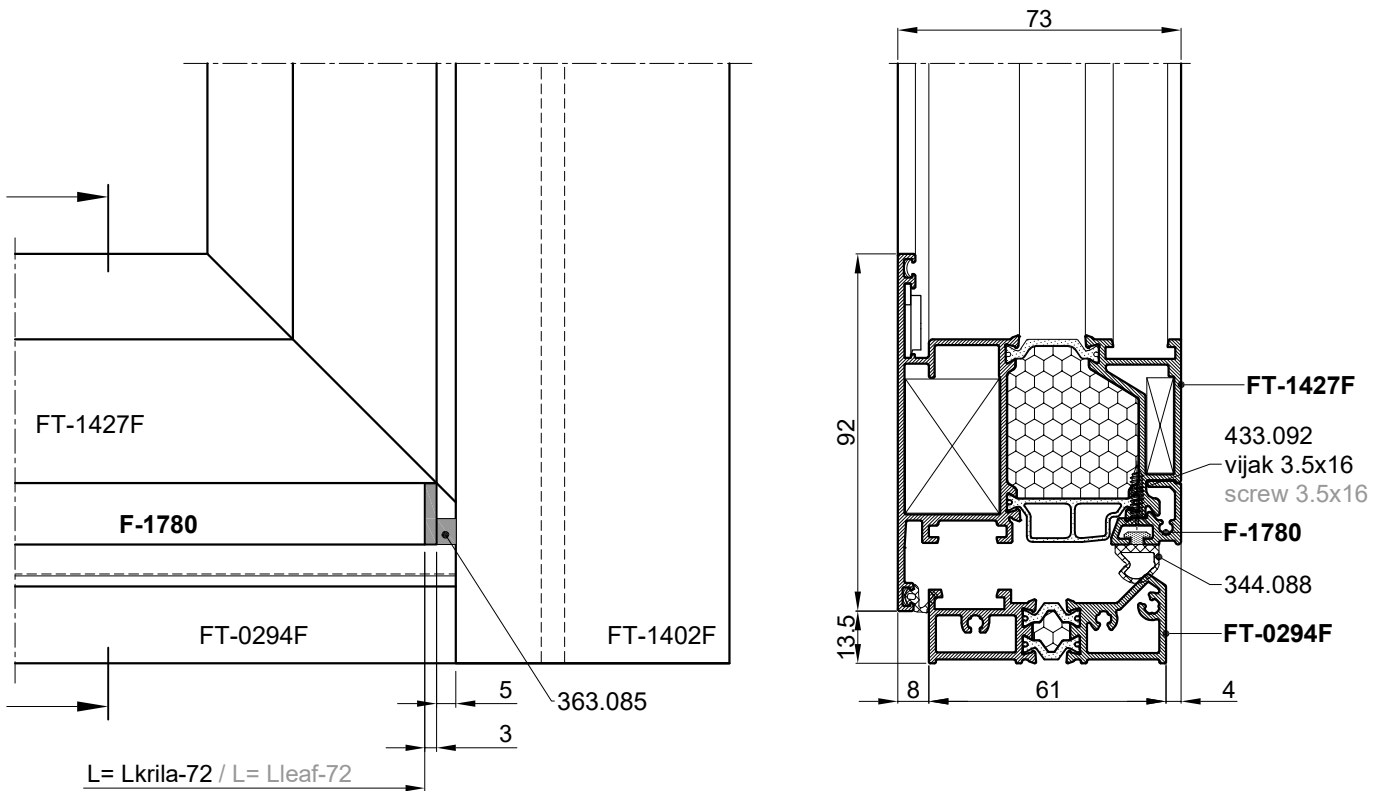
- Mjera pilanja brtve prema pragu:  
L(344.088) = Lkrila-44
- Sawing lenght of gasket for to threshold:  
L(344.088) = Lleaf-44



UGRADNJA PROFILA FT-0288F S ČETKASTIM BRTVAM U PROFIL KRILA VRATA (otvaranje unutra)  
INSTALLATION OF PROFILE FT-0288F WITH BRUSH GASKETS OF THE DOOR LEAF PROFILE (inwards opening)



UGRADNJA PROFILA **F-1780** S BRTVOM PREMA PRAGU U PROFIL KRILA VRATA (otvaranje vani)  
 INSTALLATION OF PROFILE **F-1780** WITH GASKET ON THE BOTTOM OF THE DOOR LEAF PROFILE (outwards opening)



-Mjera pilanja profila F-1780:

L = Lkrila-72

-Kut pilanja: 90-90

-Sawing length of profile F-1780:

L = Lleaf-72

-Sawing angle: 90-90

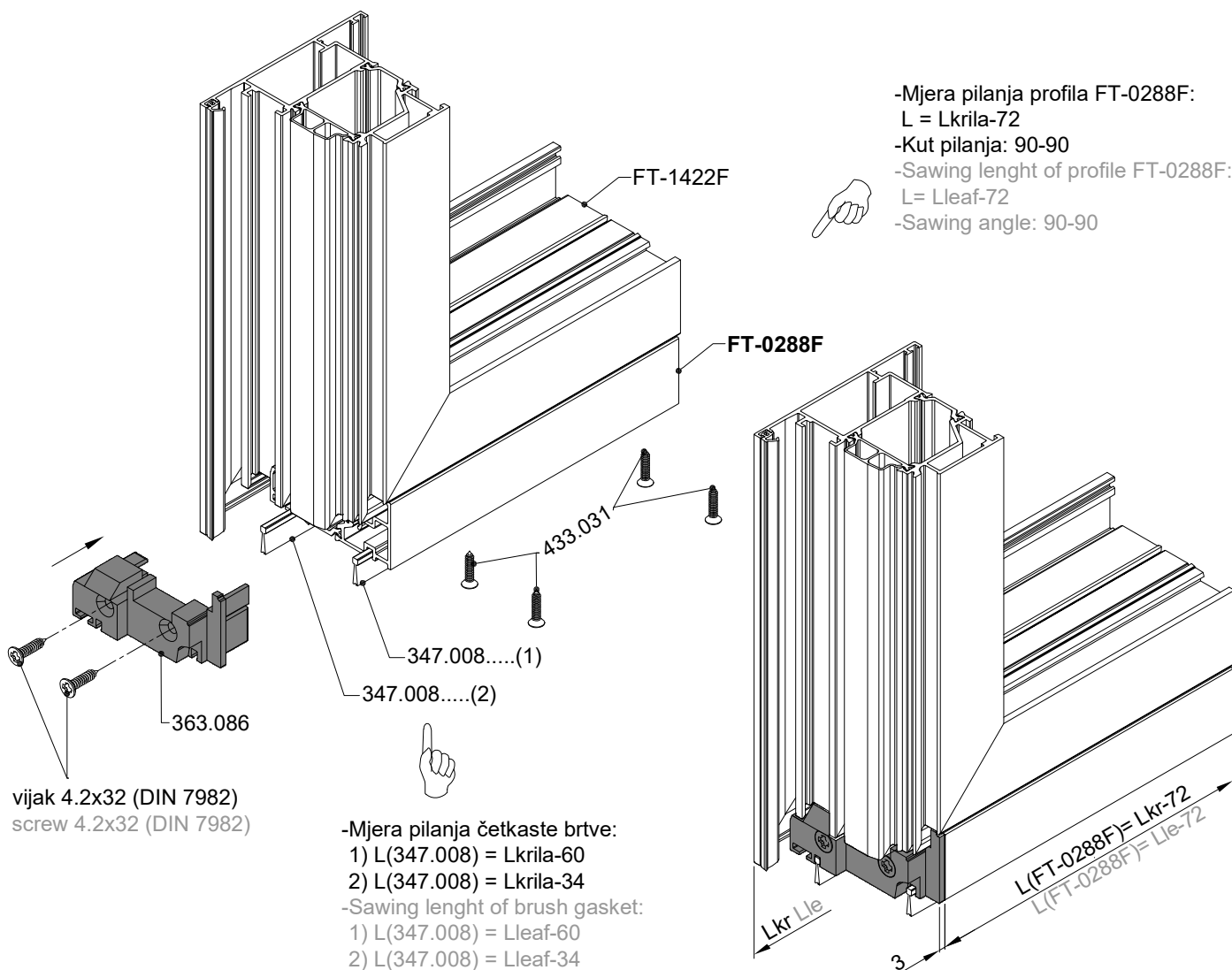
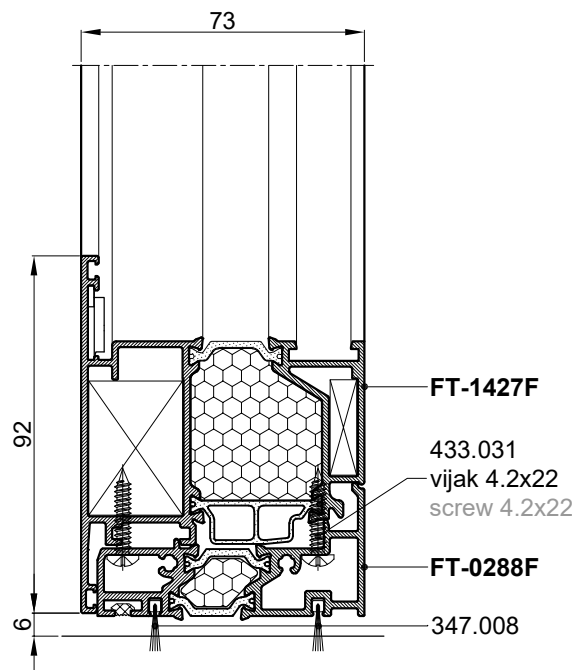
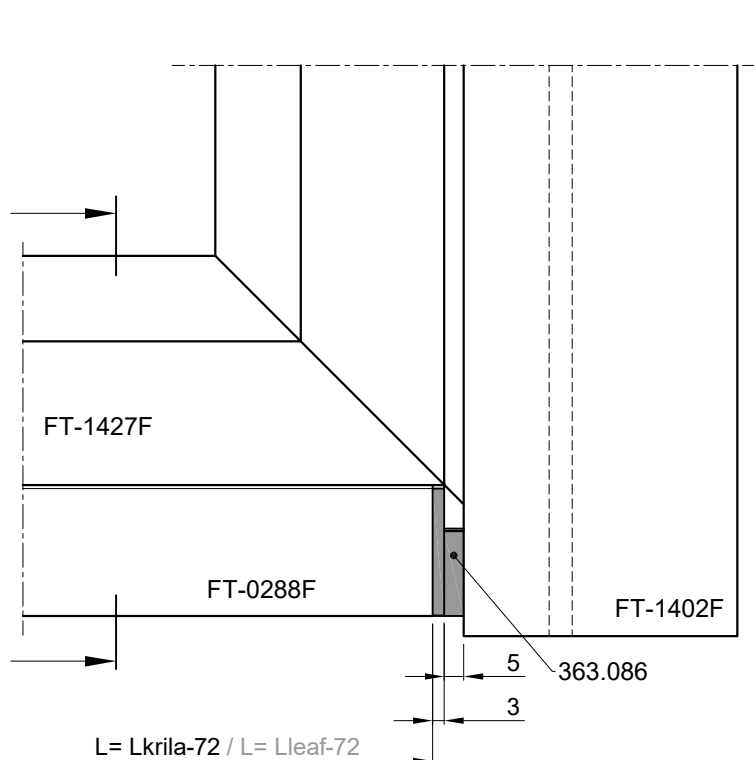
-Mjera pilanja brtve prema pragu:

L(344.088) = Lkrila-44

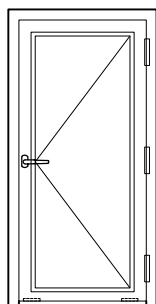
-Sawing length of gasket for to threshold:

L(344.088) = Lleaf-44

UGRADNJA PROFILA FT-0288F S ČETKASTIM BRTVAM U PROFIL KRILA VRATA (otvaranje vani)  
INSTALLATION OF PROFILE FT-0288F WITH BRUSH GASKETS OF THE DOOR LEAF PROFILE (outwards opening)

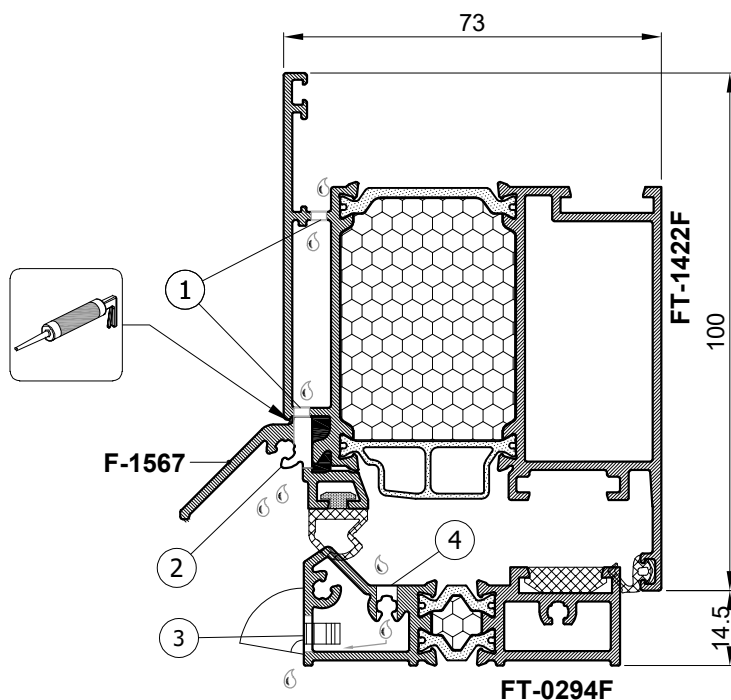


### ODVOD KAPLJEVINA IZ PROFILA KRILA VRATA (otvaranje unutra) DOOR LEAF WATER DRAINAGE (inwards opening)



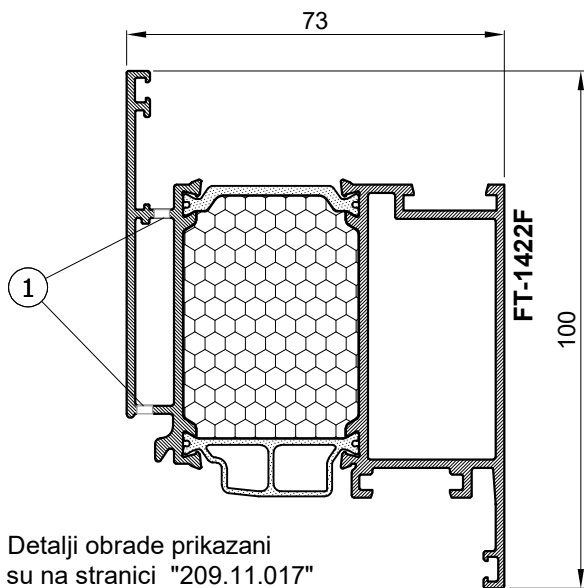
-Površine između profila krila vrata i okapnice, zbog propuštanja vode obavezno ispuniti ljepilom za metal, /npr. "Henkel" - Teroson MS 939 /.

-Because of water drainage, surfaces between door leaf and drip cap profile, must be filled with metal glue. /eg. "Henkel" - Teroson MS 939 /.



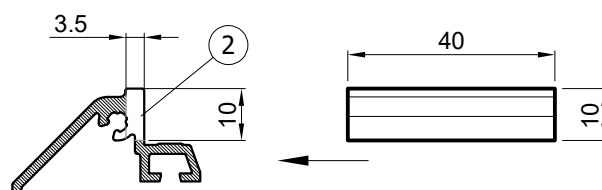
- ① Obrada na štanci  
Processing on metal punching machine
- ② = 3.5 x 40
- ③ = 7 x 31
- ④ = 4 x 25

#### OBRADA PROFILA KRILA FT-1422F PROCESSING OF LEAF PROFILE FT-1422F



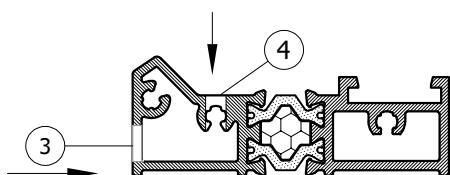
- Detalji obrade prikazani su na stranici "209.11.017"  
- Processing details displayed on page "209.11.017"

#### OBRADA NA PROFILU OKAPNICE F-1567 PROCESSING ON DRIP CAP PROFILE F-1567

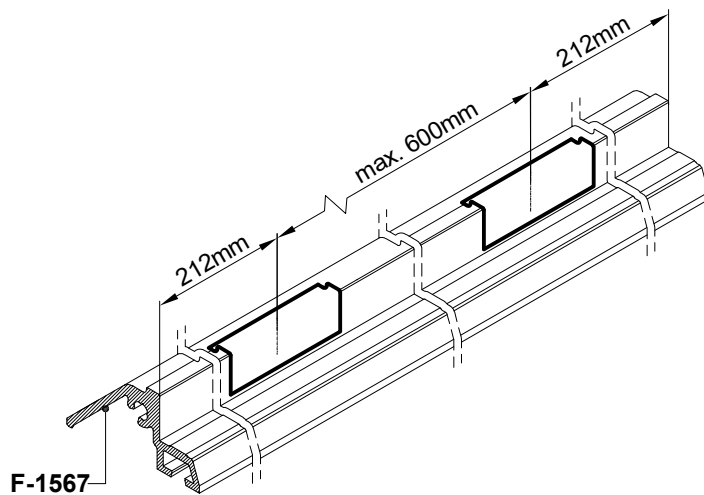


- obradu raditi vretenastim glodalom
- minimalno dva otvora po krilu (max.rastojanje 600 mm)
- 212 mm od kraja profila okapnice (za krilo FT-1422F)
- processing work with end mill
- minimum two drainage holes per leaf (max. distance 600 mm)
- 212 mm from the end drip cap profile (for leaf FT-1422F)

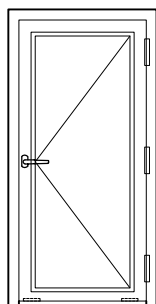
#### OBRADA NA PROFILU PRAGA FT-0294F PROCESSING OF THRESHOLD PROFILE FT-0294F



- Detalji obrade prikazani su na stranici "209.11.029"  
- Processing details displayed on page "209.11.029"

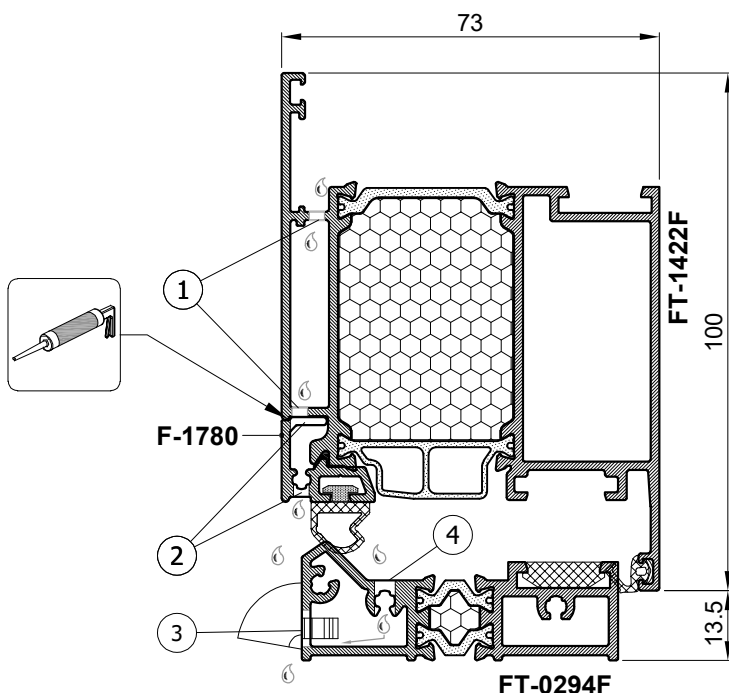


### ODVOD KAPLJEVINA IZ PROFILA KRILA VRATA (otvaranje unutra) DOOR LEAF WATER DRAINAGE (inwards opening)



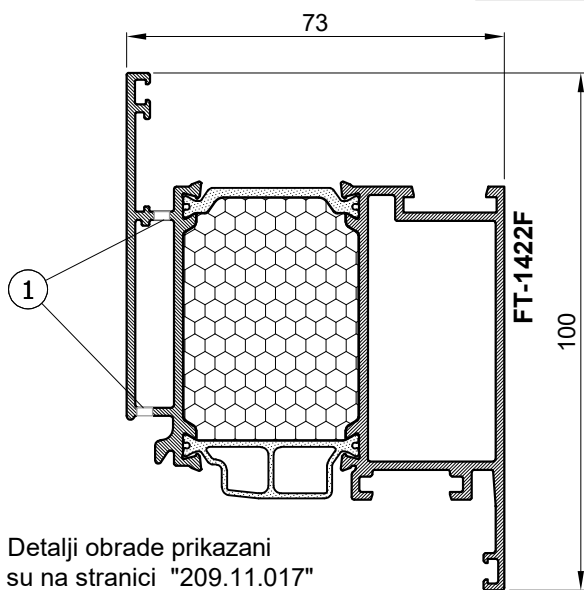
-Površine između profila krila vrata i okapnice, zbog propuštanja vode obavezno ispuniti ljepilom za metal, /npr. "Henkel" - Teroson MS 939 /.

-Because of water drainage, surfaces between door leaf and drip cap profile, must be filled with metal glue. /eg. "Henkel" - Teroson MS 939 /.



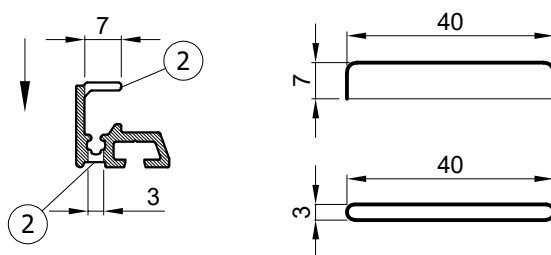
- ① Obrada na štanci  
Processing on metal punching machine
- ② = 7 x 40  
= 3 x 40
- ③ = 7 x 31
- ④ = 4 x 25

#### OBRADA PROFILA KRILA FT-1422F PROCESSING OF LEAF PROFILE FT-1422F



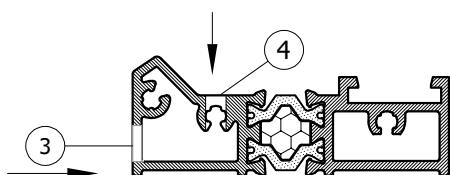
- Detalji obrade prikazani su na stranici "209.11.017"  
- Processing details displayed on page "209.11.017"

#### OBRADA NA PROFILU OKAPNICE F-1780 PROCESSING ON DRIP CAP PROFILE F-1780

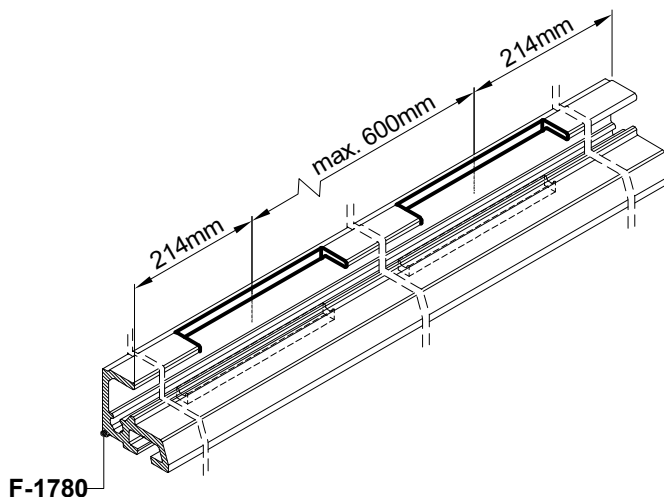


- obradu raditi vretenastim glodalom
- minimalono dva otvora po krilu (max.rastojanje 600 mm)
- 214 mm od kraja profila okapnice (za krilo FT-1422F)
- processing work with end mill
- minimum two drainage holes per leaf (max. distance 600 mm)
- 214 mm from the end drip cap profile (for leaf FT-1422F)

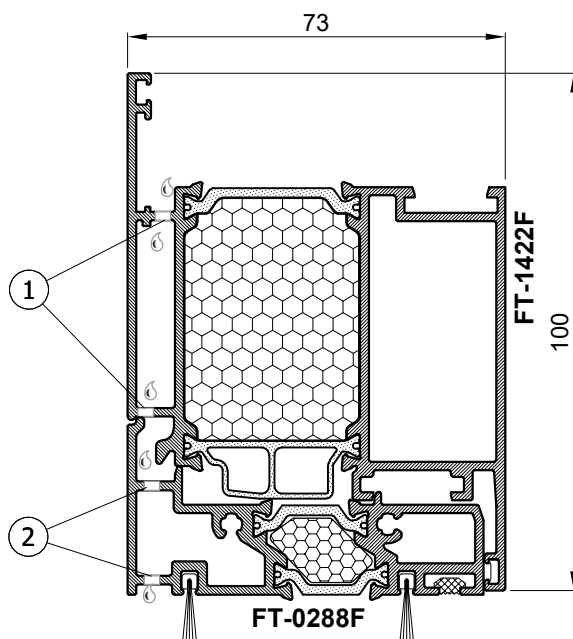
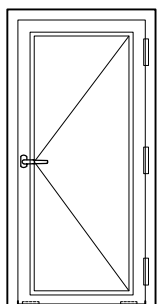
#### OBRADA NA PROFILU PRAGA FT-0294F PROCESSING OF THRESHOLD PROFILE FT-0294F



- Detalji obrade prikazani su na stranici "209.11.029"  
- Processing details displayed on page "209.11.029"



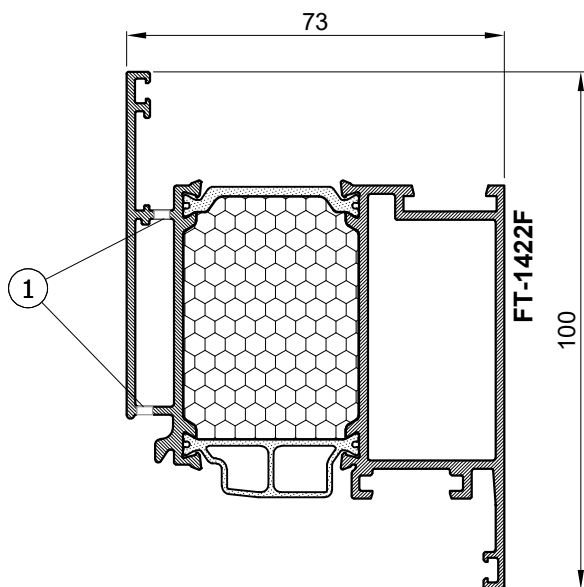
### ODVOD KAPLJEVINA IZ PROFILA KRILA VRATA (otvaranje unutra) DOOR LEAF WATER DRAINAGE (inwards opening)



① Obrada na štanci  
Processing on metal punching machine

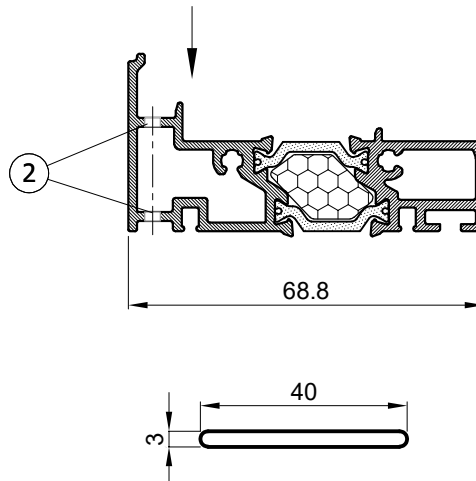
② = 3 x 40

#### OBRADA PROFILA KRILA FT-1422F PROCESSING OF LEAF PROFILE FT-1422F



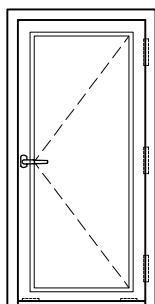
- Detalji obrade prikazani su na stranici "209.11.017"
- Processing details displayed on page "209.11.017"

#### OBRADA PROFILA FT-0288F PROCESSING OF PROFILE FT-0288F

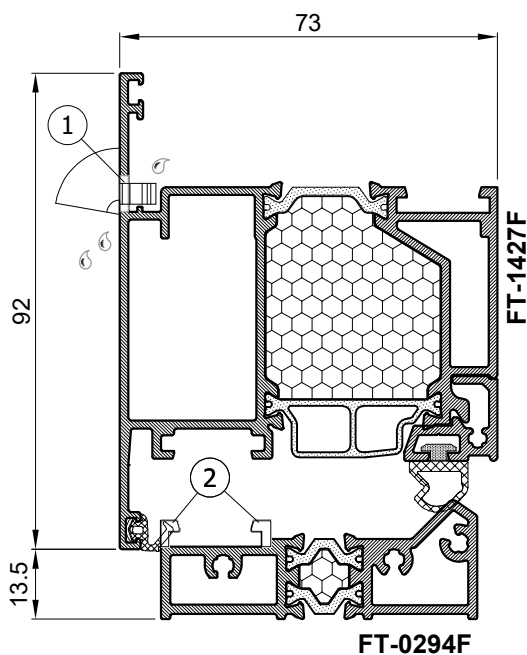


- obradu raditi vretenastim glodalom
- minimalno dva otvora po krilu (max.rastojanje 600 mm)
- 214 mm od kraja profila (za krilo FT-1422F)
- processing work with end mill
- minimum two drainage holes per leaf (max. distance 600 mm)
- 214 mm from the end profile (for leaf FT-1422F)

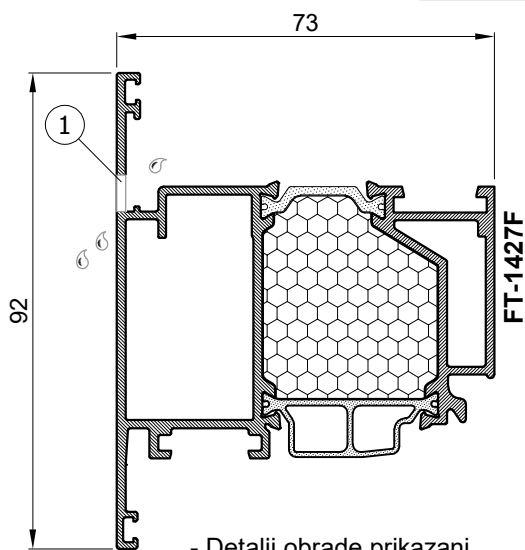
### ODVOD KAPLJEVINA IZ PROFILA KRILA VRATA (otvaranje vani) DOOR LEAF WATER DRAINAGE (outwards opening)



- ① Obrada na štanci  
Processing on metal punching machine
- ② = 3.5 x 25
- = 3.7 x 25

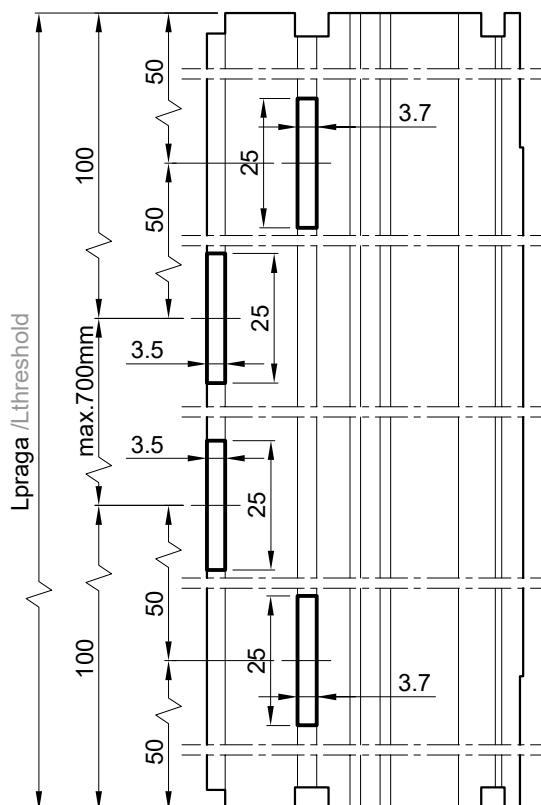
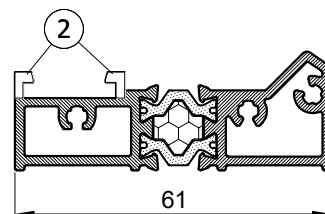


#### OBRADA PROFILA KRILA FT-1427F PROCESSING OF LEAF PROFILE FT-1427F



- Detalji obrade prikazani su na stranici "209.11.022"  
- Processing details displayed on page "209.11.022"

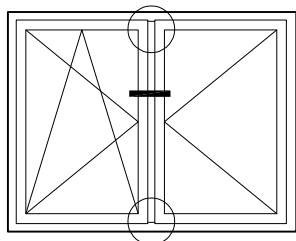
#### OBRADA NA PROFILU PRAGA FT-0294F PROCESSING OF THRESHOLD PROFILE FT-0294F



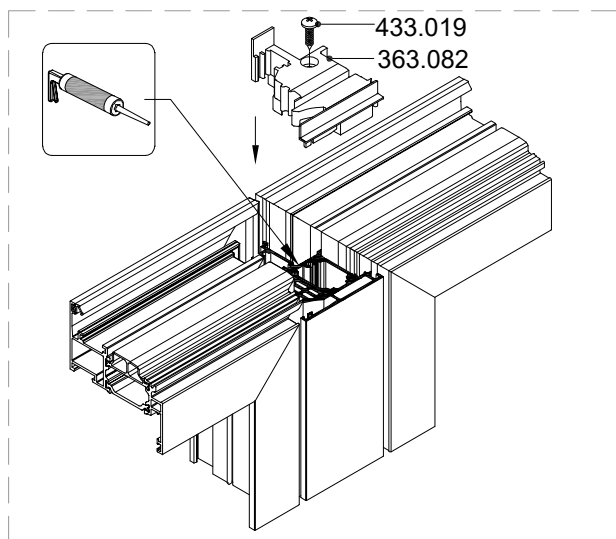
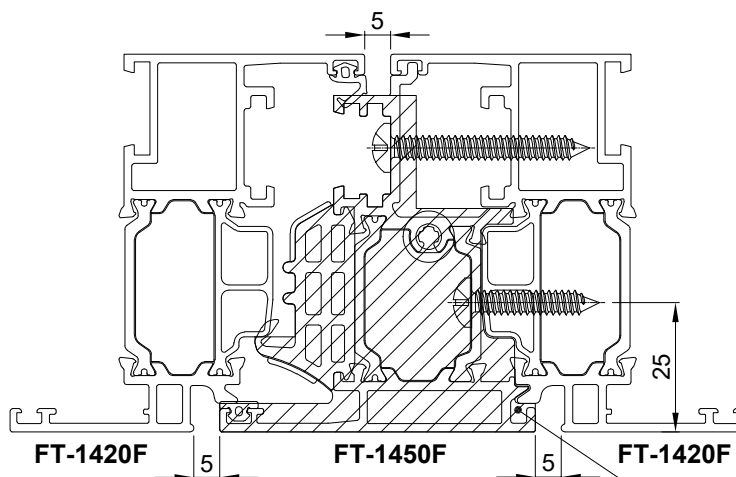
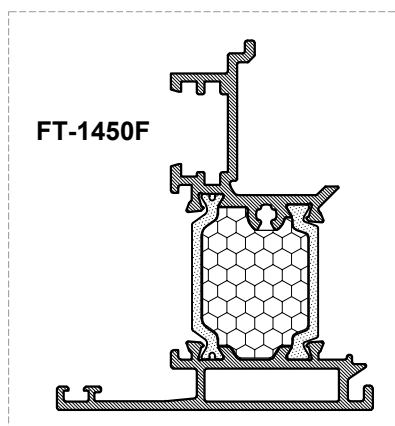
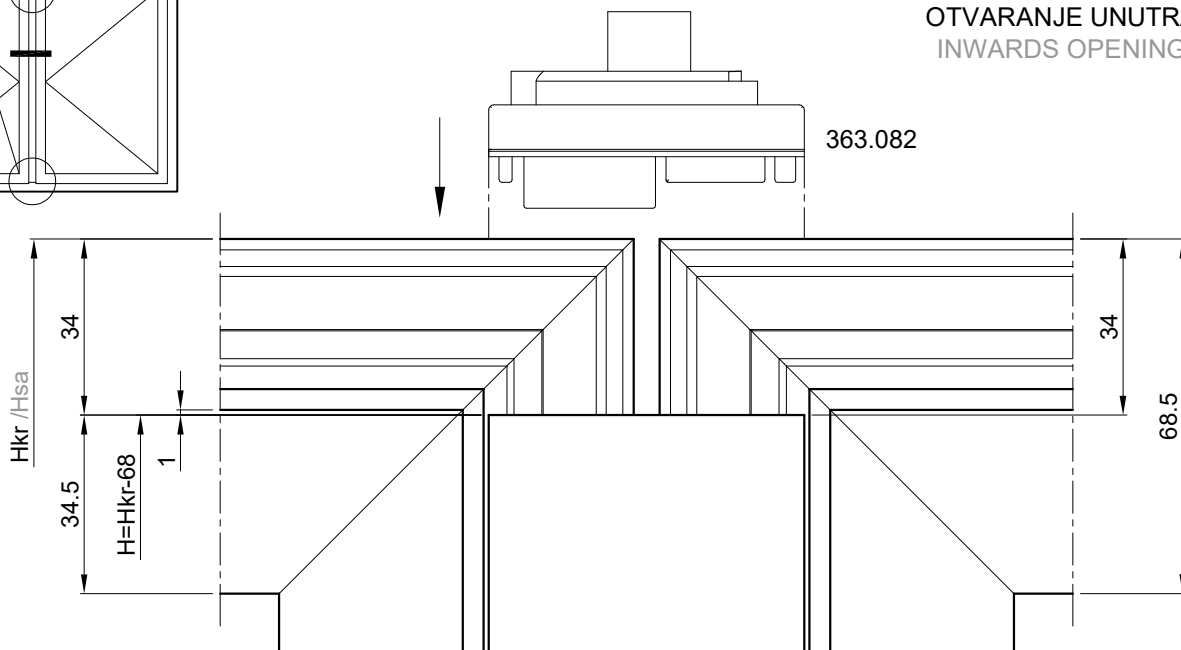
- obradu raditi vretenastim glodalom
- minimalono dva otvora po krilu (max.rastojanje 700 mm)
- processing work with end mill
- minimum two drainage holes per leaf (max. distance 700 mm)

### 363.082 - UMETAK ZA PROFIL KOMBATUTE FT-1450F KOD DVOKRILNOG OTVARANJA

363.082 - END INSERT FOR FLYING MULLION PROFILE FT-1450F FOR DOUBLE-SASH OPENING



OTVARANJE UNUTRA  
INWARDS OPENING

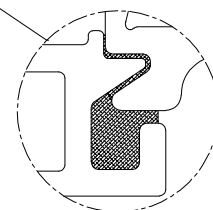


#### 363.082

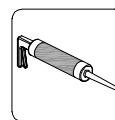
-gornji i donji umetak-simetrično  
-materijal: tvrda guma  
-mjera pilanja profila FT-1450F  
H=Hkr - 68

#### 363.082

-upper and lower end insert-symmetrical  
-material: hard rubber  
-cutting lenght of FT-1450F  
H=Hsh - 68



ispuniti ljepilom za metal  
(cijelom dužinom profila)  
to be filled with metal glue  
(throughout the length of  
the profile)

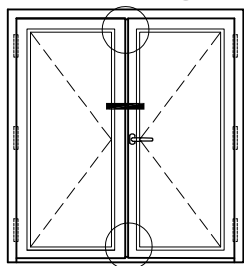


ljepilo za metal  
(npr. Teroson MS 939)  
metal glue  
(eg. Teroson MS 939)

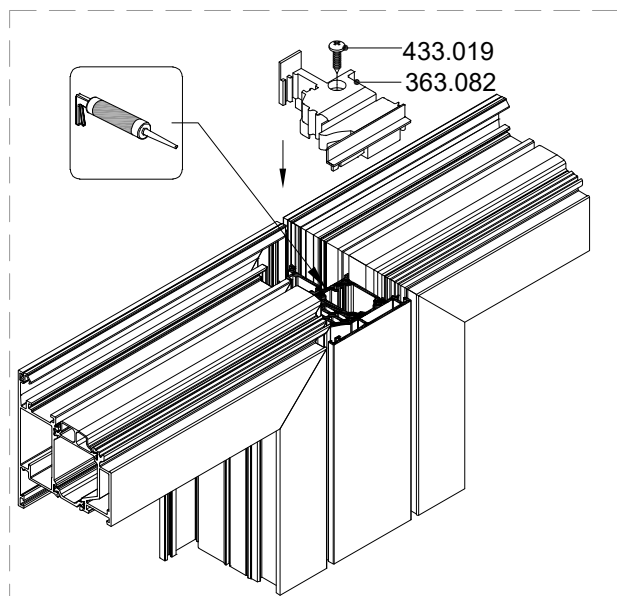
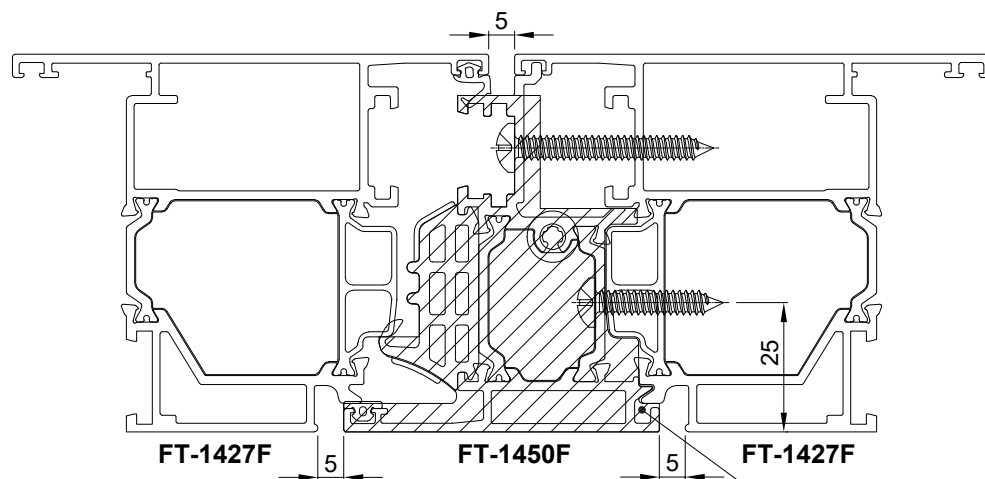
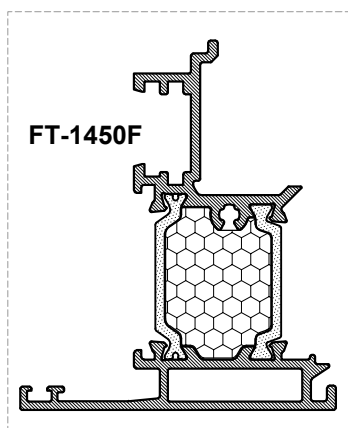
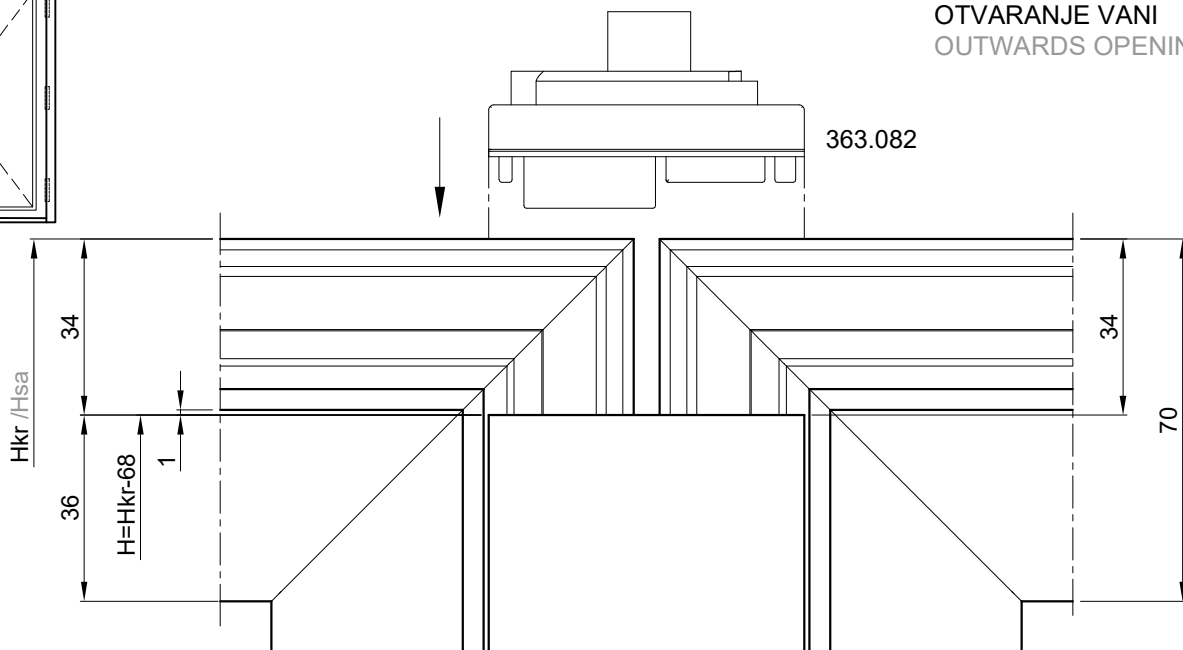
Detalj ugradnje umetka 363.082 u profil FT-1450F primjenjiv je i u sklopu s profilima krila:  
FT-1421F, FT-1422F, FT-1423F, FT-1424F, FT-1425F i FT-1428F

Detail of montage insert 363.082 into profile FT-1450F applicible and in the assembly with sash profiles:  
FT-1421F, FT-1422F, FT-1423F, FT-1424F, FT-1425F and FT-1428F

363.082 - UMETAK ZA PROFIL KOMBATUTE FT-1450F KOD DVOKRILNOG OTVARANJA  
363.082 - END INSERT FOR FLYING MULLION PROFILE FT-1450F FOR DOUBLE-SASH  
OPENING



OTVARANJE VANI  
OUTWARDS OPENING

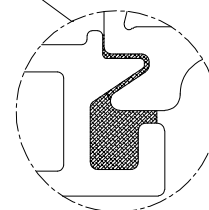


**363.082**

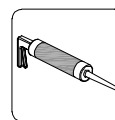
- gornji i donji umetak-simetrično
- materijal: tvrda guma
- mjera pilanja profila FT-1450F  
H=Hkr - 68

**363.082**

- upper and lower end insert-symmetrical
- material: hard rubber
- cutting lenght of FT-1450F  
H=Hsh - 68

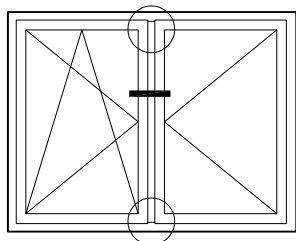


ispuniti ljepljom za metal  
(cijelom dužinom profila)  
to be filled with metal glue  
(throughout the length of  
the profile)

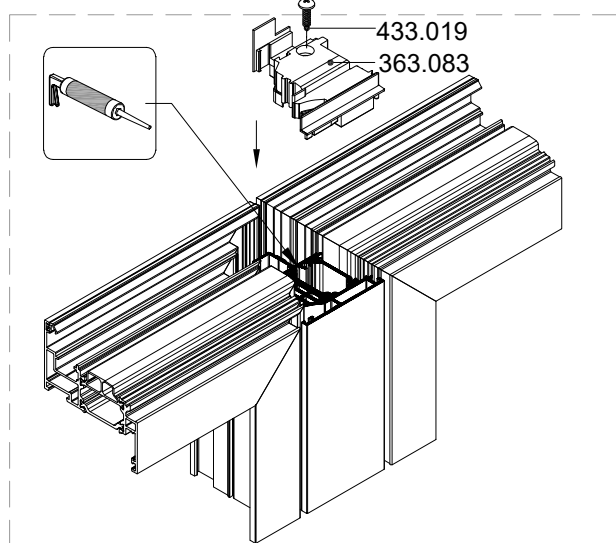
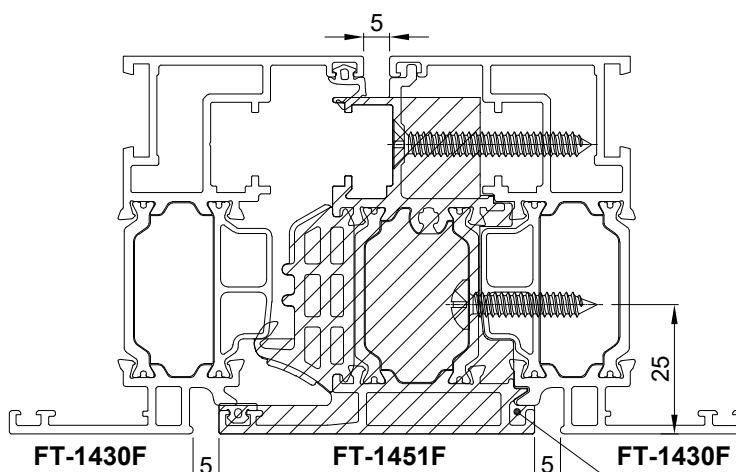
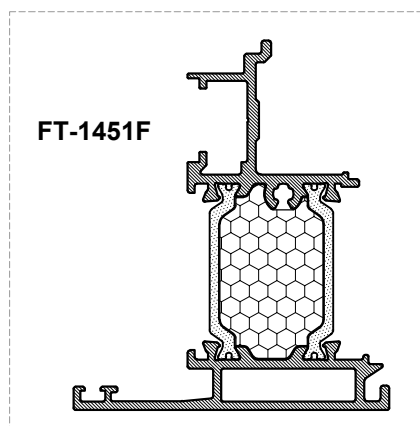
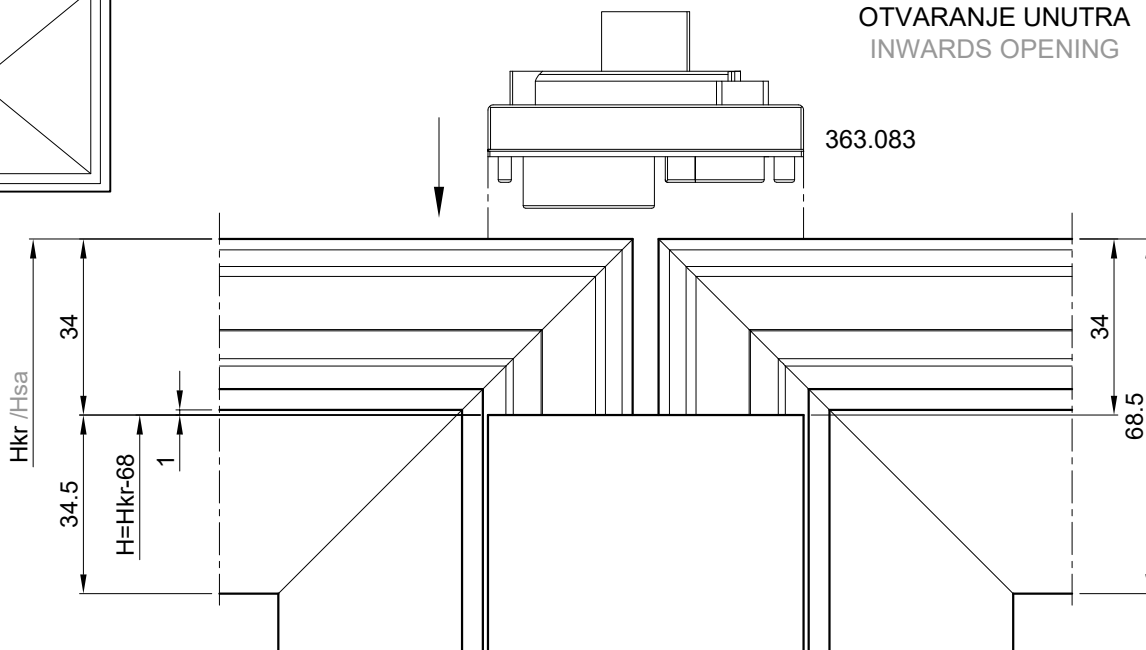


ljepilo za metal  
(npr. Teroson MS 939)  
metal glue  
(eg. Teroson MS 939)

### 363.083 - UMETAK ZA PROFIL KOMBATUTE FT-1451F KOD DVOKRILNOG OTVARANJA 363.083 - END INSERT FOR FLYING MULLION PROFILE FT-1451F FOR DOUBLE-SASH OPENING



OTVARANJE UNUTRA  
INWARDS OPENING

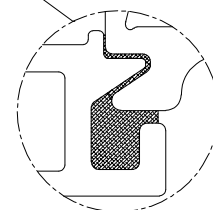


#### 363.083

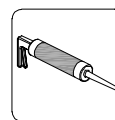
- gornji i donji umetak-simetrično
- materijal: tvrda guma
- mjera pilanja profila FT-1451F
- $H = Hkr - 68$

#### 363.083

- upper and lower end insert-symmetrical
- material: hard rubber
- cutting length of FT-1451F
- $H = Hsh - 68$



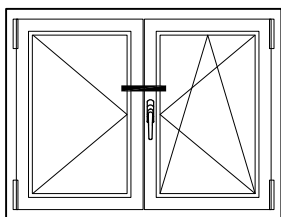
ispuniti ljepilom za metal  
(cijelom dužinom profila)  
to be filled with metal glue  
(throughout the length of  
the profile)



ljepilo za metal  
(npr. Teroson MS 939)  
metal glue  
(eg. Teroson MS 939)

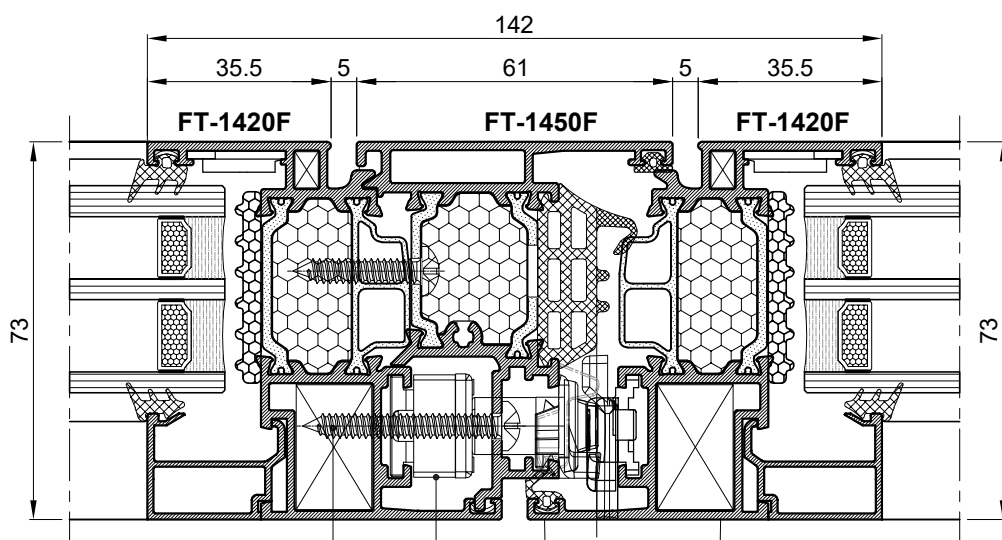
Detalj ugradnje umetka 363.083 u profil FT-1451F primjenjiv je i u sklopu s profilima krila:  
FT-1431F, FT-1432F, FT-1433F i FT-1434F.

Detail of montage insert 363.083 into profile FT-1451F applicible and in the assembly with sash profiles:  
FT-1431F, FT-1432F, FT-1433F and FT-1434F.



### OBRADA NA PROFILU KLIZAČA NC-1459 KOD DVOKRILNOG OTVARANJA PROCESSING OF SLIDER PROFILE NC-1459 FOR DOUBLE-SASH OPENING

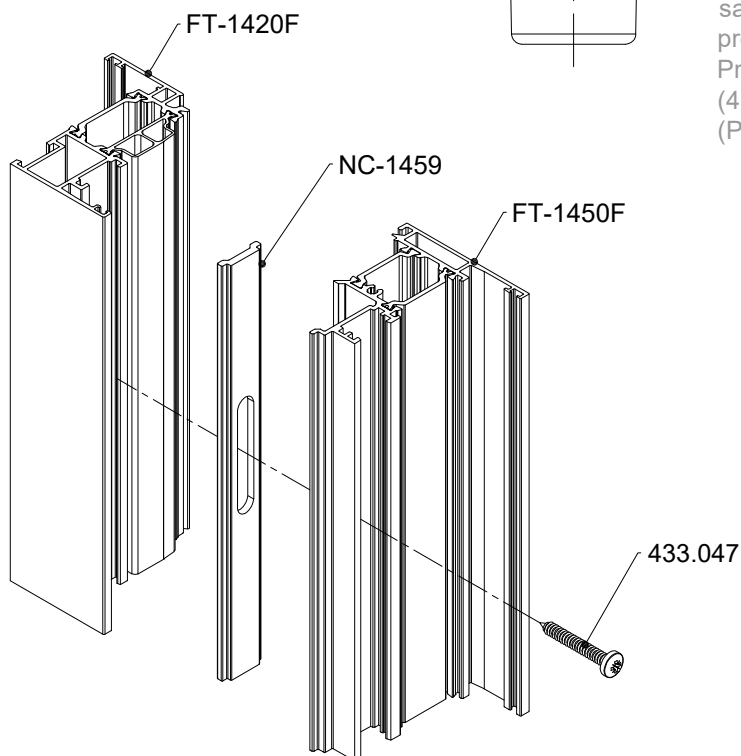
Okov za fiksiranje pomoćnog krila  
(montiranje okova u krilo)  
Locking mechanism for auxiliary sash  
(mechanism in the sash)



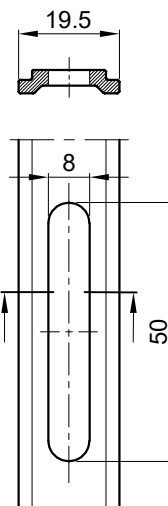
433.047  
(art. 134.017)

Kod ugradnje okova za fiksiranje pomoćnog krila (montiranje okova u krilo) potrebno je na pomoćnom krilu obraditi profil klizača NC-1459. Obradu raditi na mjestima gdje dolazi vijak (433.047) za ugradnju profila kombatute. (Obrada svakih 300mm)

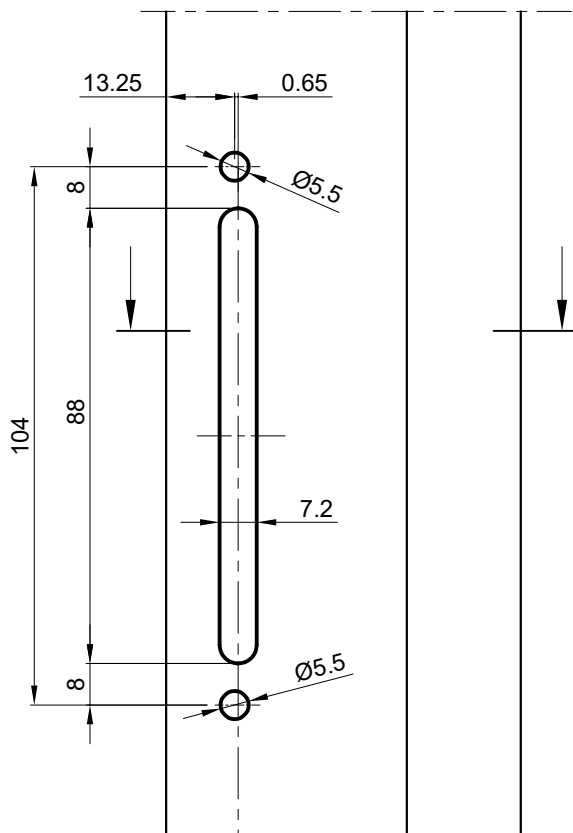
When installing the locking mechanism for auxiliary sash (mechanism in the sash) it is necessary to process the slider profile NC-1459 within auxiliary sash. Profile to be processed on positions of the screw (433.047) for installation of flying mullion. (Processing every 300mm.)



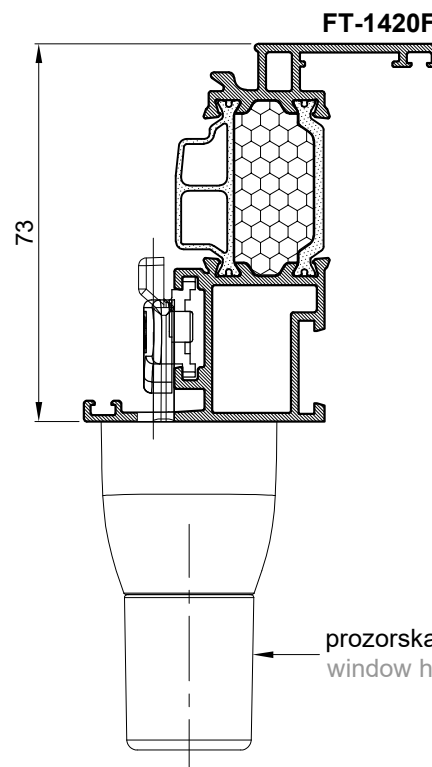
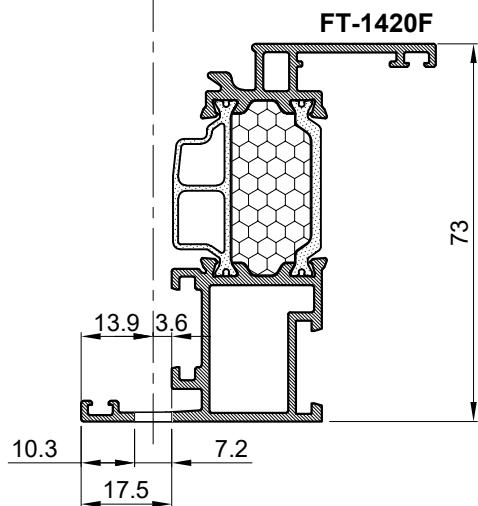
#### Obrada na profilu klizača NC-1459 Processing of slider profile NC-1459



OBRADA PROZORSKOG PROFILA KRILA ZA UGRADNJU RUČKE  
PROCESSING OF WINDOW SASH PROFILE FOR HANDLE MONTAGE



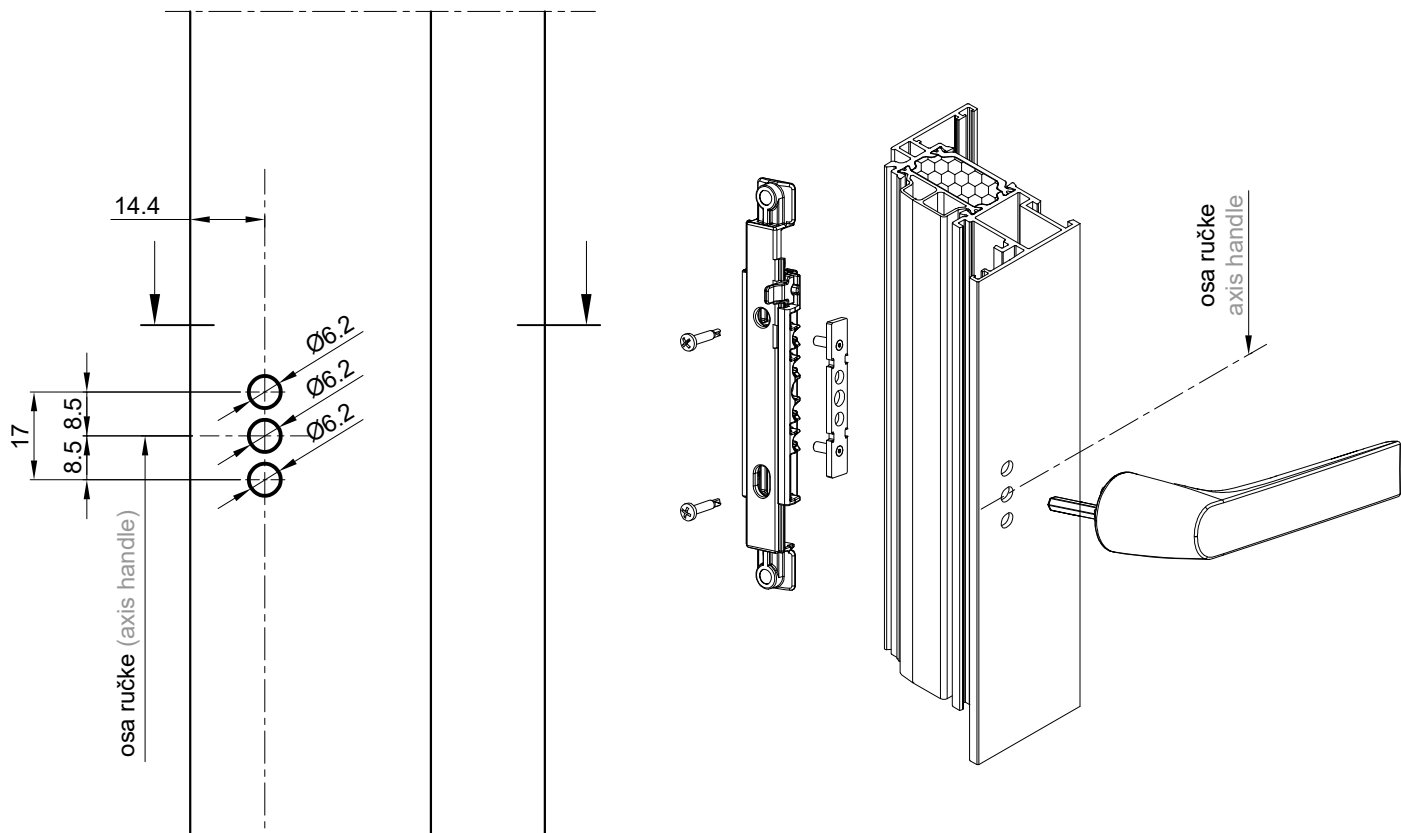
- Za zaokretno i otklopno-zaokretno otvaranje
- Obrada je ista za sve profile krila prozora
- For turn and tilt-turn opening
- Processing is the same for all sash window profiles



OBRADA PROZORSKOG PROFILA KRILA ZA UGRADNJU RUČKE  
(OTKLOPNO-ZAOKRETNI MEHANIZAM)  
PROCESSING OF WINDOW SASH PROFILE FOR HANDLE MONTAGE  
(TILT-TURN MECHANISM)

- obrada na profilu krila /štancanjem/  
Alat: Štanca S1
- processing on sash profile /metal punching/  
Tool: Metal punching machine S1

### OBRADA PROZORSKOG PROFILA KRILA ZA UGRADNJU RUČKE PROCESSING OF WINDOW SASH PROFILE FOR HANDLE MONTAGE

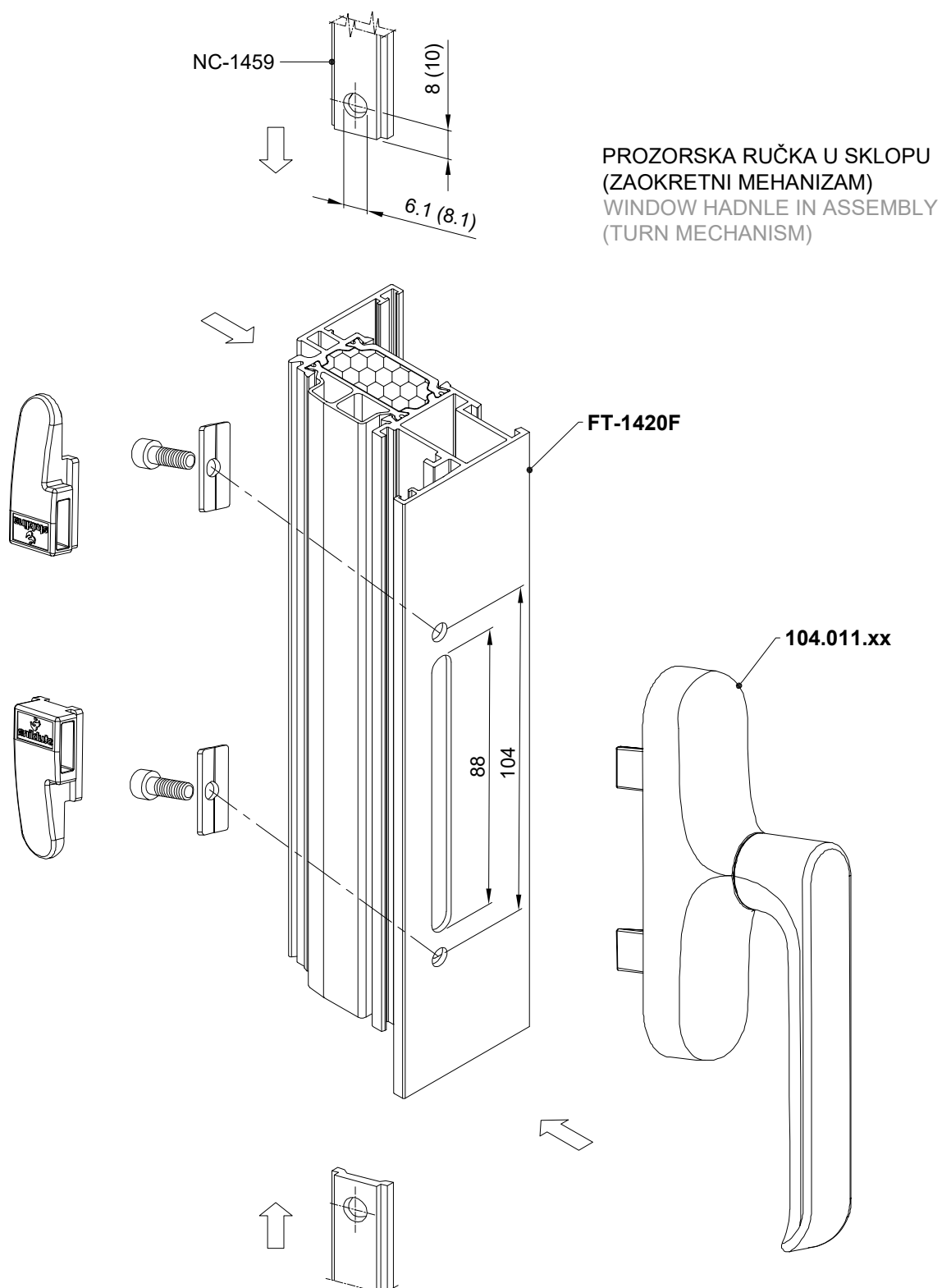


OBRADA PROZORSKOG PROFILA KRILA ZA UGRADNJU RUČKE  
(SKRIVENI OTKLOPNO-ZAOKRETNI MEHANIZAM - GIESSE)  
PROCESSING OF WINDOW SASH PROFILE FOR HANDLE MONTAGE  
(HIDDEN TILT-TURN MECHANISM - GIESSE)

- obrada na profilu krila /glodanjem/  
Alat: vretenasto glodalo Ø6.2
- processing on sash profile /milling/  
Tool: end mill Ø6.2

105.008.xx  
prozorska ručka  
window handle

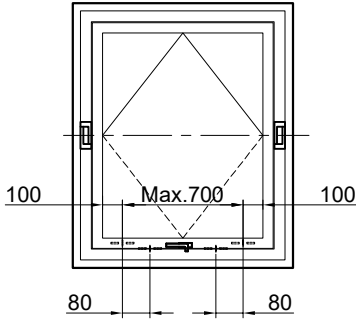
### OBRADA PROZORSKOG PROFILA KRILA ZA UGRADNJU RUČKE PROCESSING OF WINDOW SASH PROFILE FOR HANDLE MONTAGE



PROZORSKA RUČKA U SKLOPU  
(ZAKRETNI MEHANIZAM)  
WINDOW HANDLE IN ASSEMBLY  
(TURN MECHANISM)

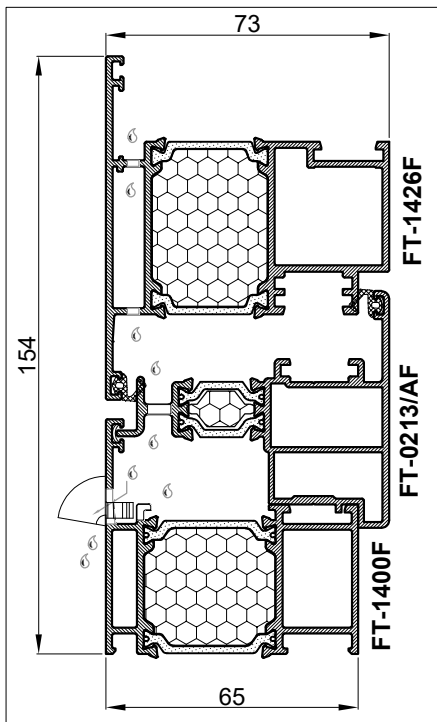
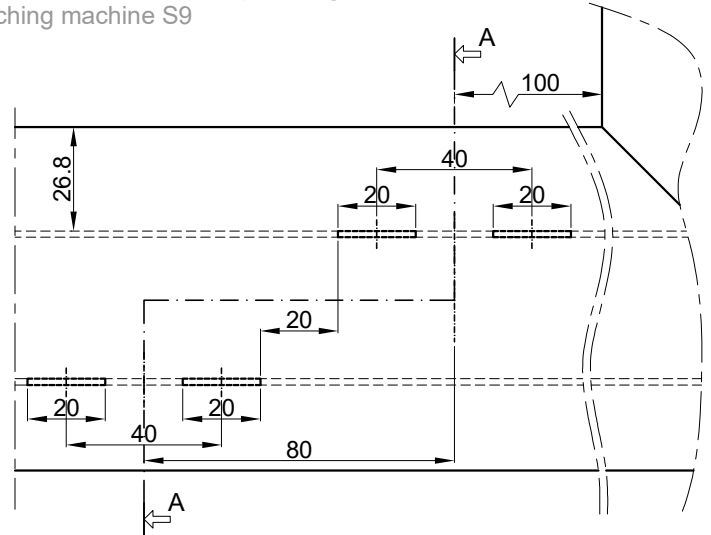
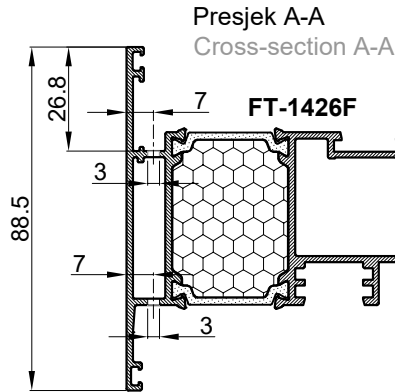
- obrada na profilu krila /štancanjem/  
Alat: Štanca S1
- processing on sash profile /metal punching/  
Tool: Metal punching machine S1

### OTVARANJE OKO SREDIŠNJE OSE - ODVOD KAPLJEVINA IZ PROZORA OPENING AROUND MIDDLE AXIS - DRAINAGE FROM THE WINDOW



Obrada na profilu krila FT-1426F za odvod kapljevina iz krila prozora  
Processing of sash profile FT-1426F for water drainage

- obrada donjeg pojasa krila /štancanjem/  
Alat: Štanca S9
- processing of sash lower zone /metal punching/  
- Tool: Metal punching machine S9



Obrada na profilu kombatute FT-0213/AF za odvod kapljevina

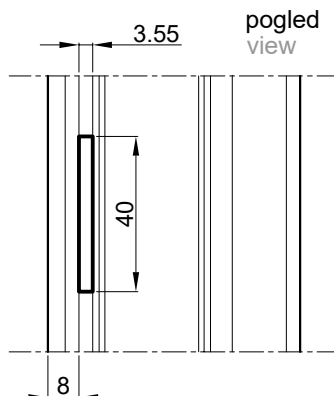
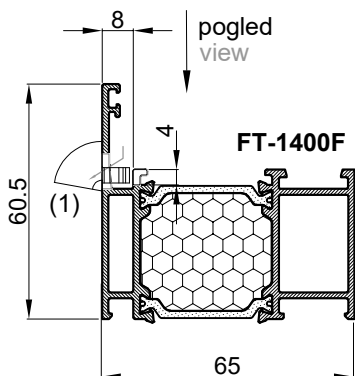
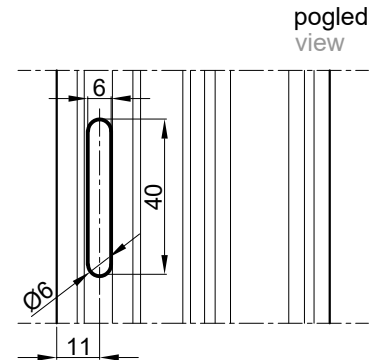
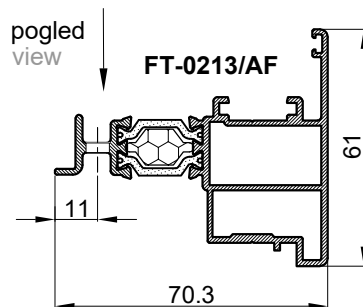
- obrada svakih 400 mm, 100 mm od kraja

Alat: vretenasto glodalo Ø6

Processing of flaying mullion profile FT-0213/AF for water drainage

- punch every 400 mm, 100 mm from end

Tool: end mill Ø6



Obrada na profilu rama FT-1400F za odvod kapljevina

- obrada svakih 400 mm, 100 mm od kraja

Alat: vretenasto glodalo

- obrada (1) - prema katalogu

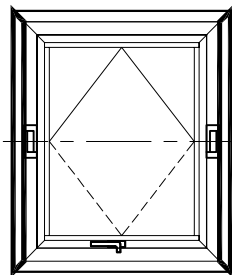
Processing of frame profile FT-1400F for water drainage

- punch every 400 mm, 100 mm from end

Tool: end mill

- punch (1) - as per catalog

### OTVARANJE OKO SREDIŠNJE OSE OPENING AROUND MIDDLE AXIS

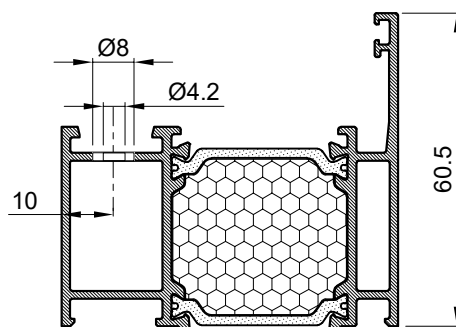
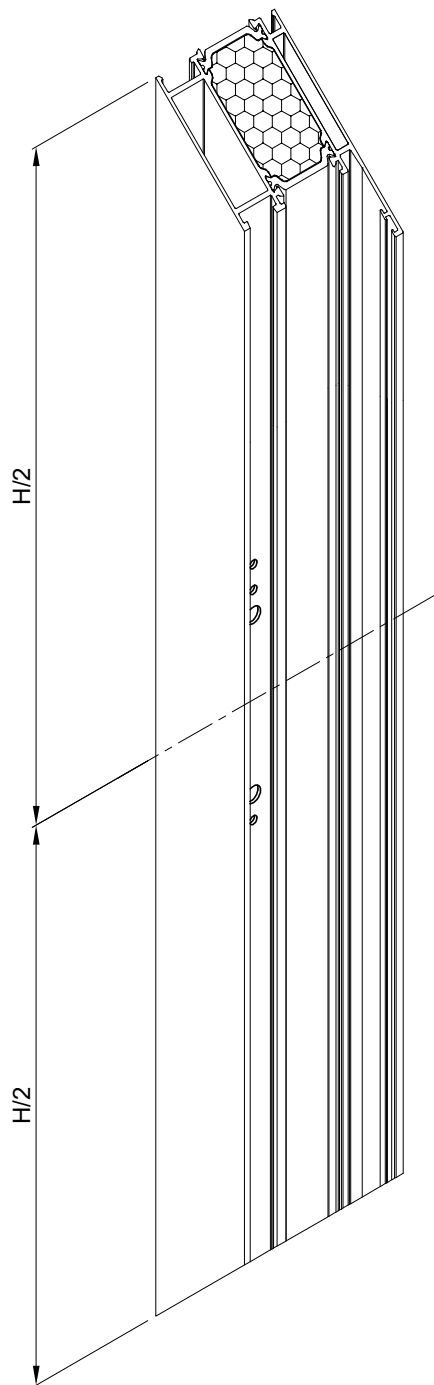


#### Obrada profila rama FT-1400F

- simetrična obrada okomica (otvaranje oko vodoravne ose)

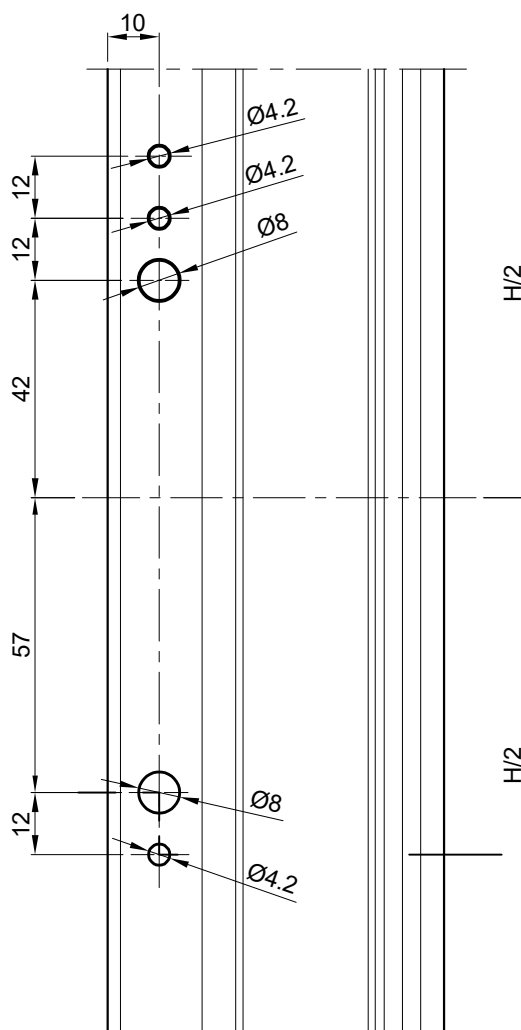
Processing of frame profile FT-1400F

- symmetrical processing of vertical crossbar (opening around horizontal axis)

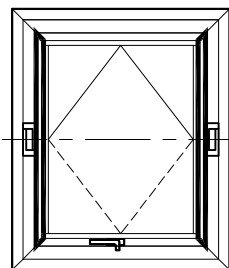


PRESJEK  
CROSS-SECTION

FT-1400F



### OTVARANJE OKO SREDIŠNJE OSE OPENING AROUND MIDDLE AXIS

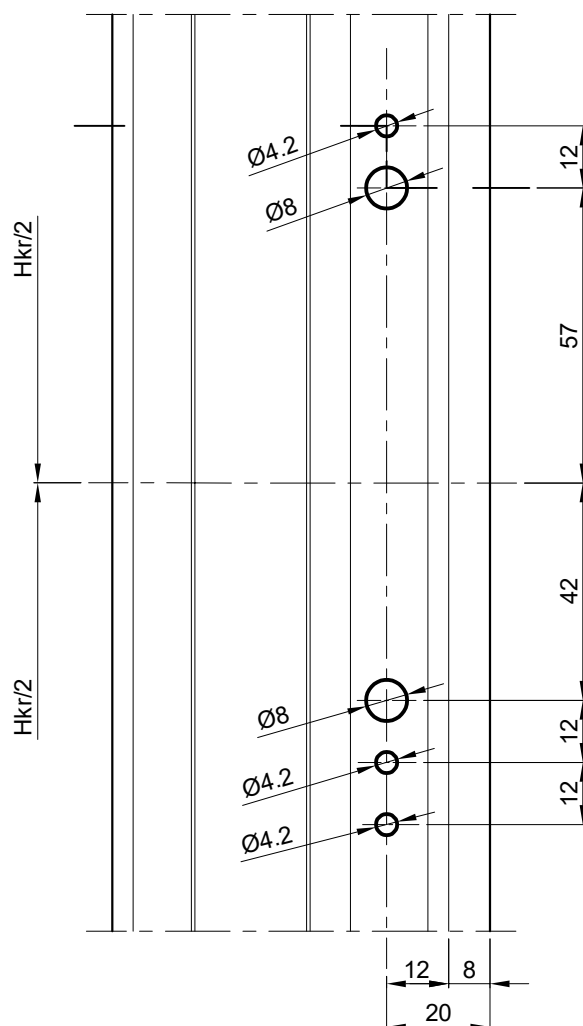
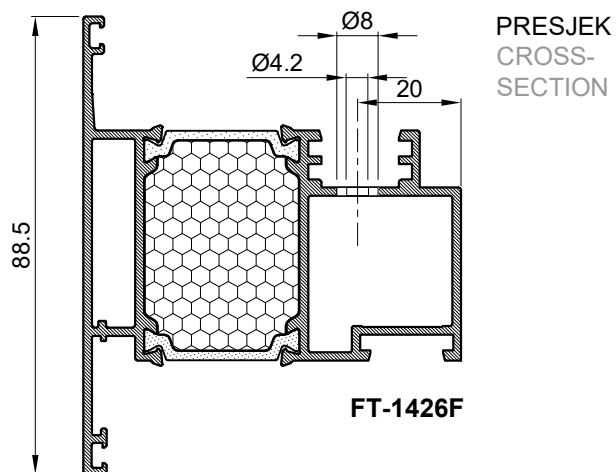
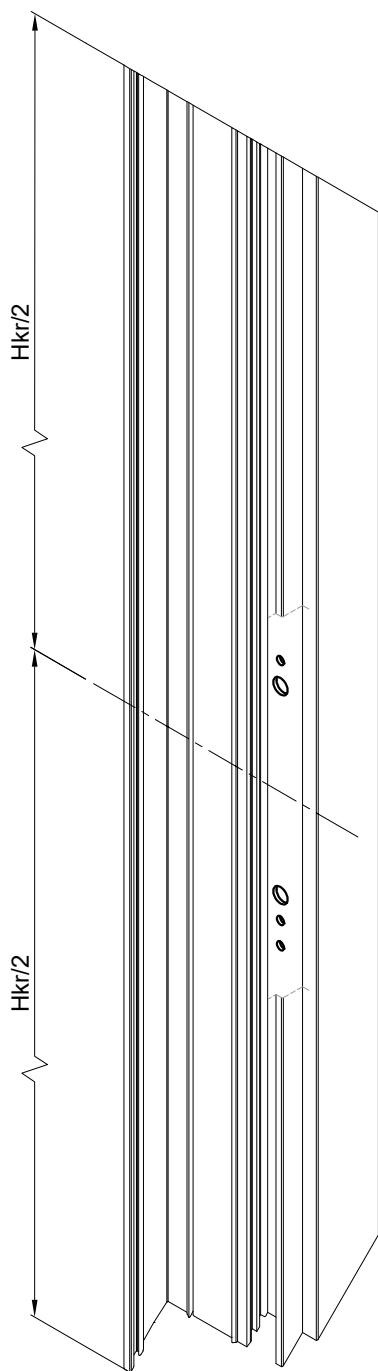


#### Obrada profila krila FT-1426F

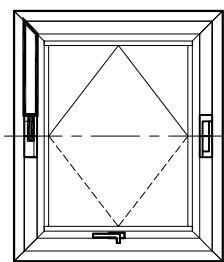
- simetrična obrada okomica (otvaranje oko vodoravne ose)

Processing of sash profile FT-1426F

- symmetrical processing of vertical crossbar (opening around horizontal axis)



### OTVARANJE OKO SREDIŠNJE OSE OPENING AROUND MIDDLE AXIS

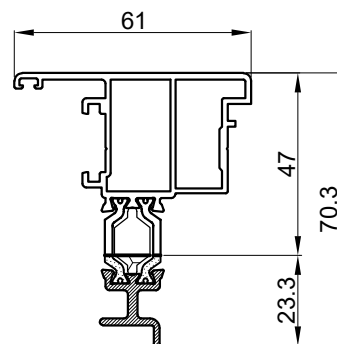



#### Obrada profila FT-0213/AF

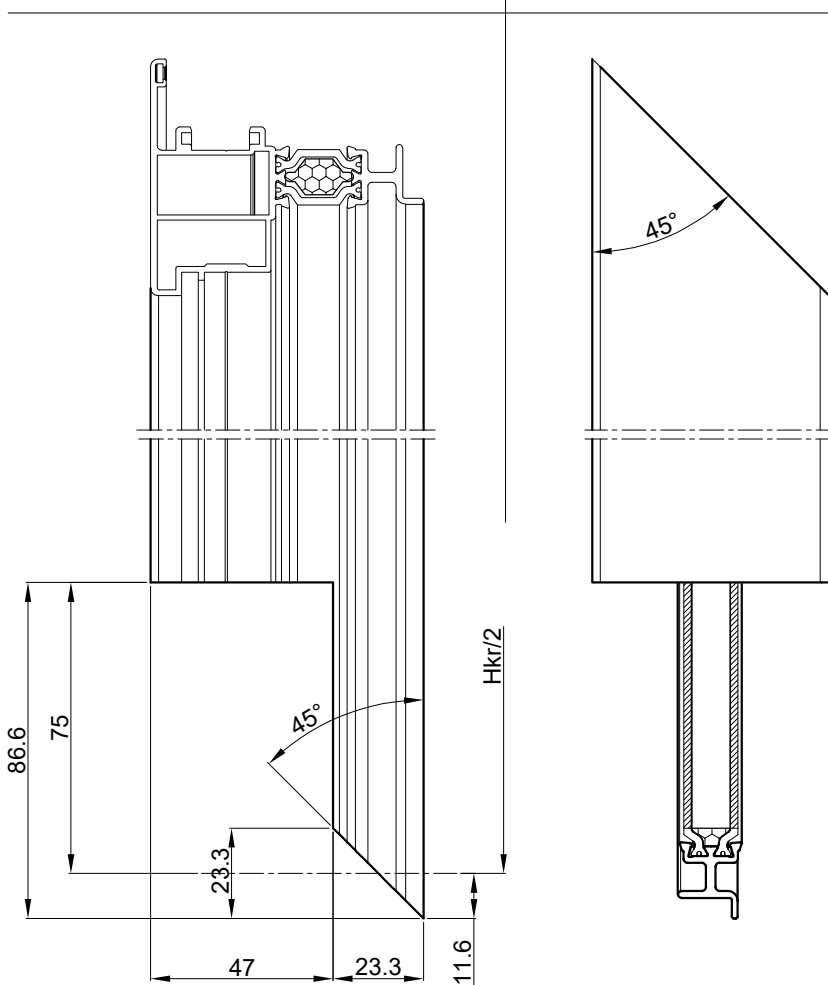
- fiksira se za okvir krila prozora, gore lijevo (otvaranje oko vodoravne ose)

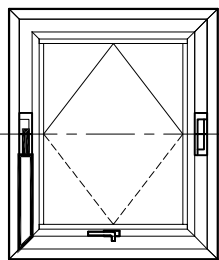
Processing of profile FT-0213/AF

- it is fixed for the sash frame of the window, top left (opening around horizontal axis)



FT-0213/AF





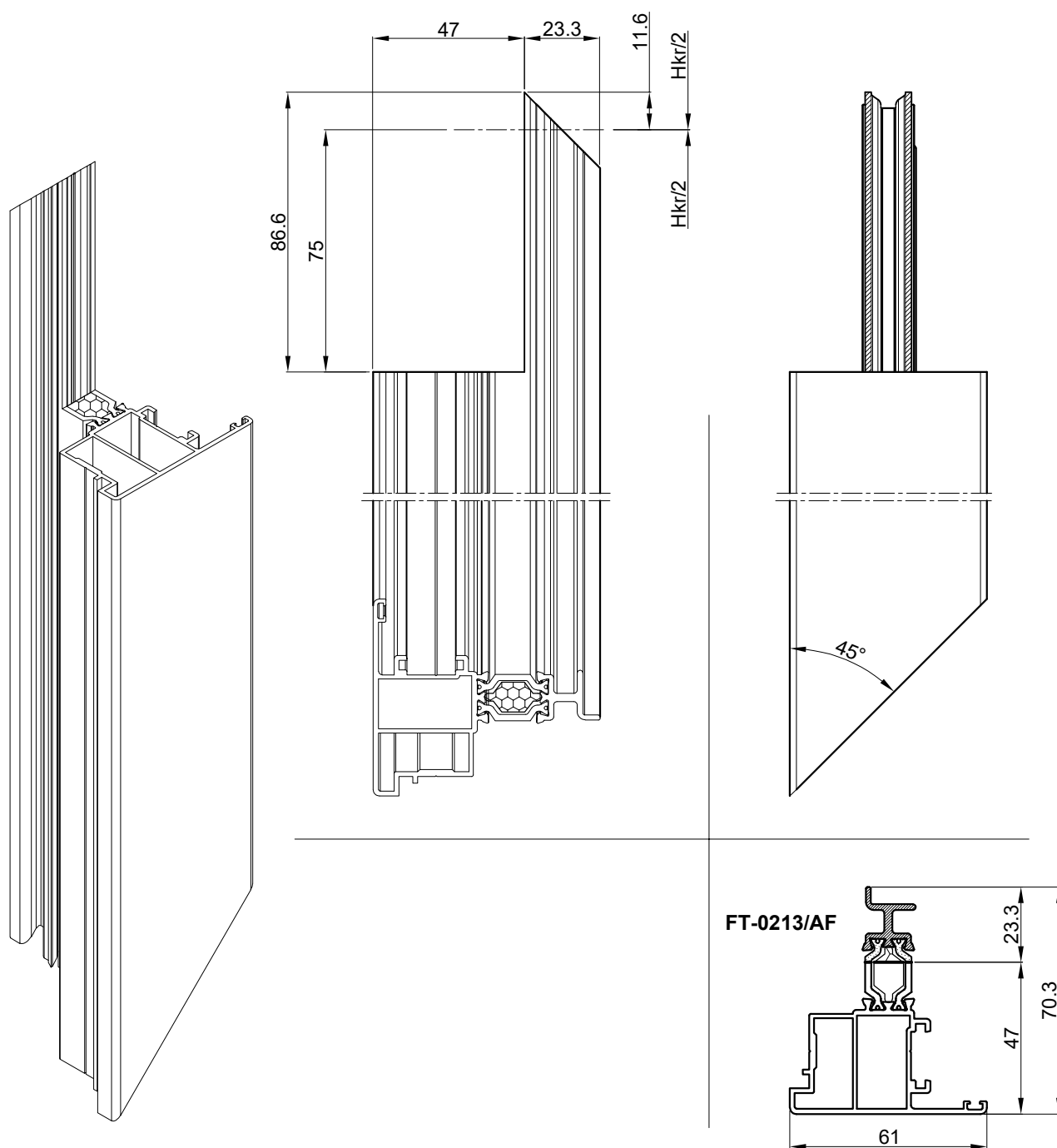
### OTVARANJE OKO SREDIŠNJE OSE OPENING AROUND MIDDLE AXIS

Obrada profila FT-0213/AF

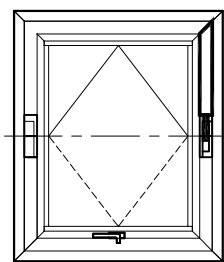
- fiksira se za okvir rama prozora, dolje lijevo (otvaranje oko vodoravne ose)

Processing of profile FT-0213/AF

- it is fixed for the frame of the window, top left (opening around horizontal axis)



### OTVARANJE OKO SREDIŠNJE OSE OPENING AROUND MIDDLE AXIS

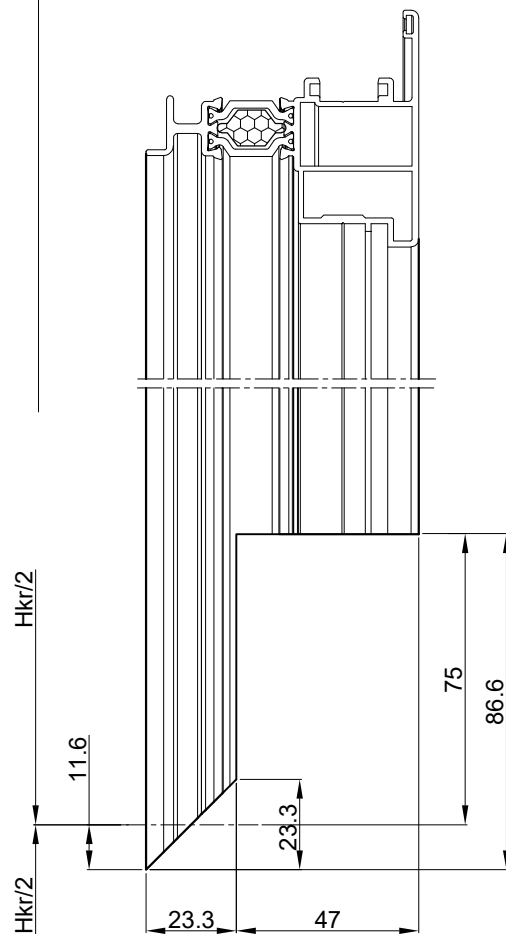
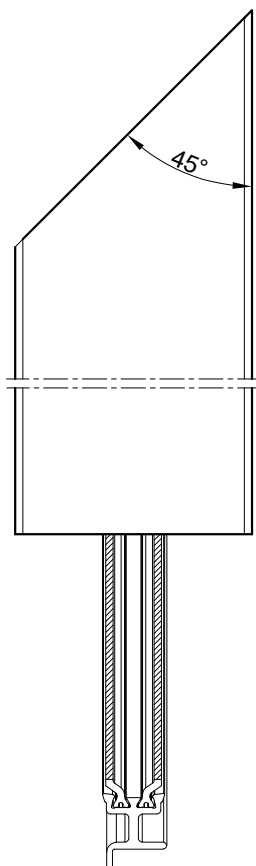
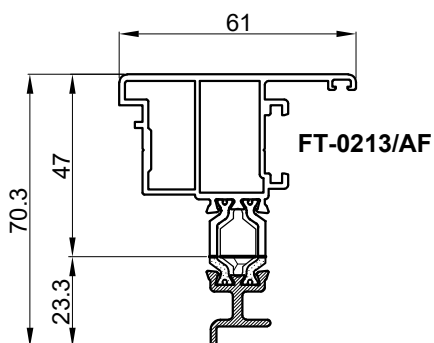



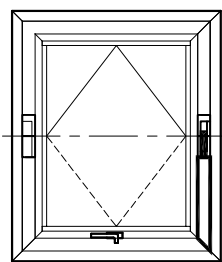
#### Obrada profila FT-0213/AF

- fiksira se za okvir rama prozora, gore desno (otvaranje oko vodoravne ose)

#### Processing of profile FT-0213/AF

- it is fixed for the frame of the window, top right (opening around horizontal axis)





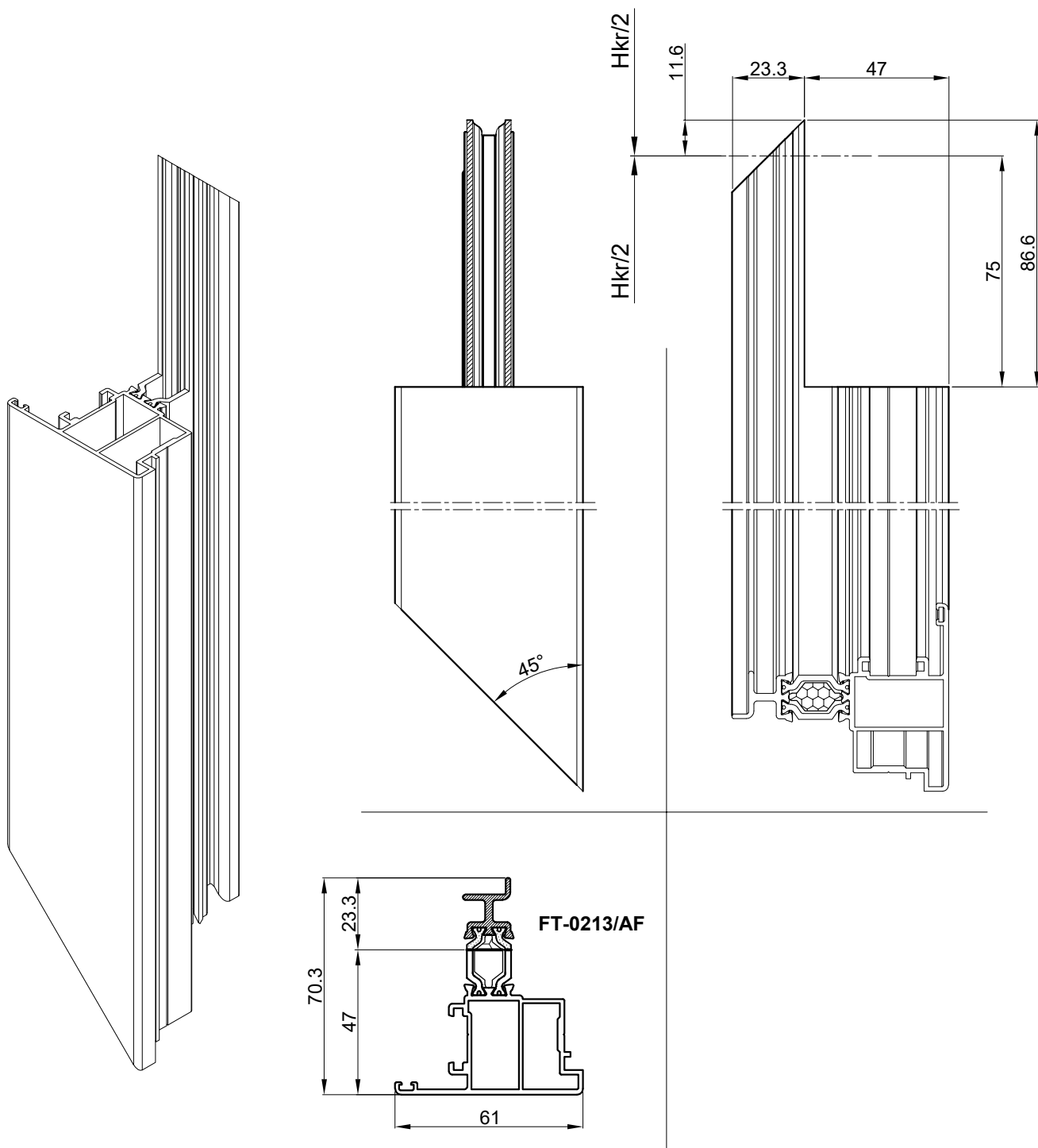
OTVARANJE OKO SREDIŠNJE OSE  
OPENING AROUND MIDDLE AXIS

**Obrada profila FT-0213/AF**

- fiksira se za okvir rama prozora, dolje desno (otvaranje oko vodoravne ose)

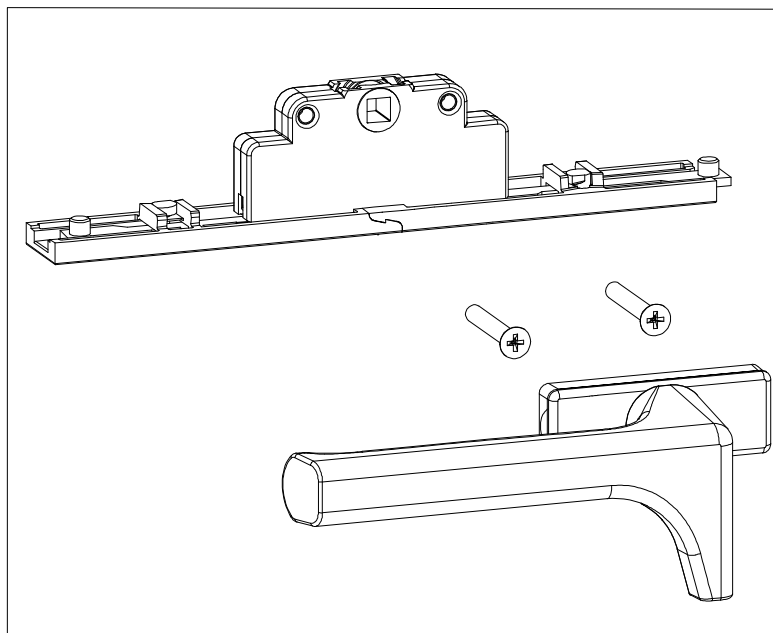
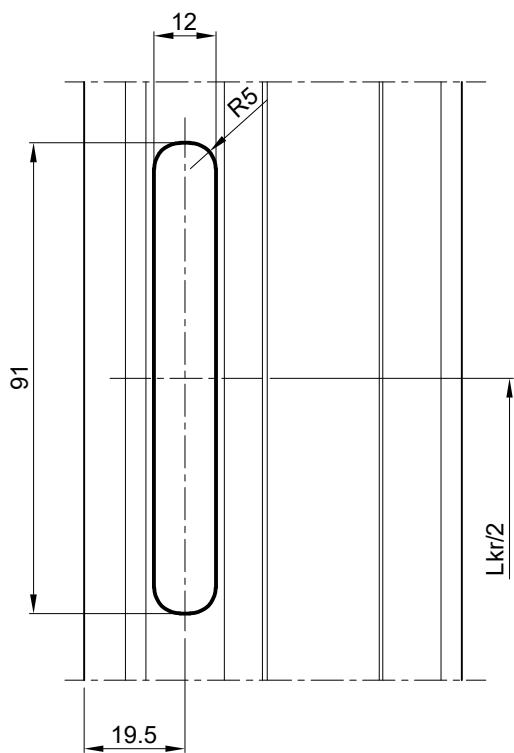
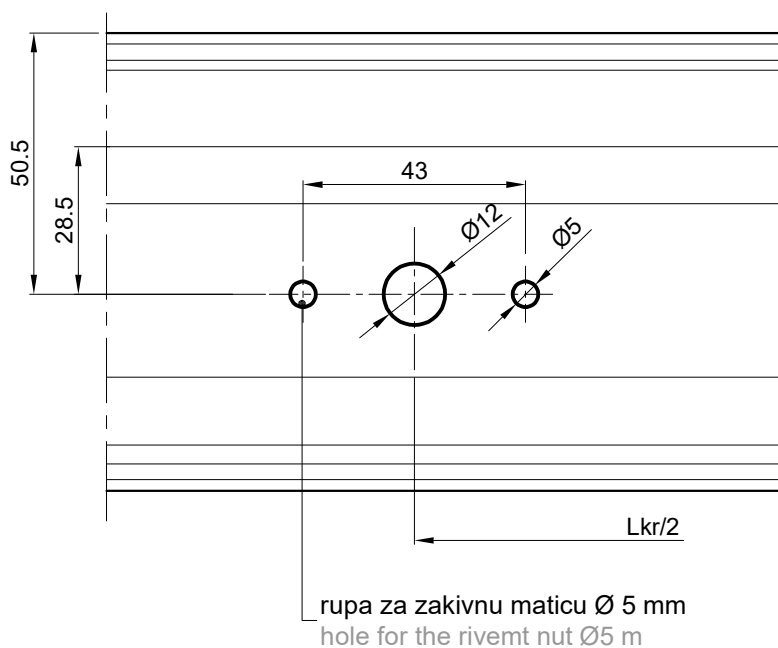
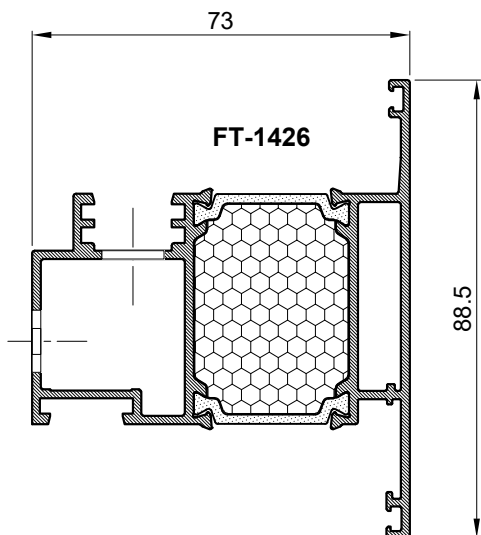
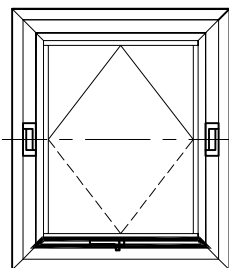
**Processing of profile FT-0213/AF**

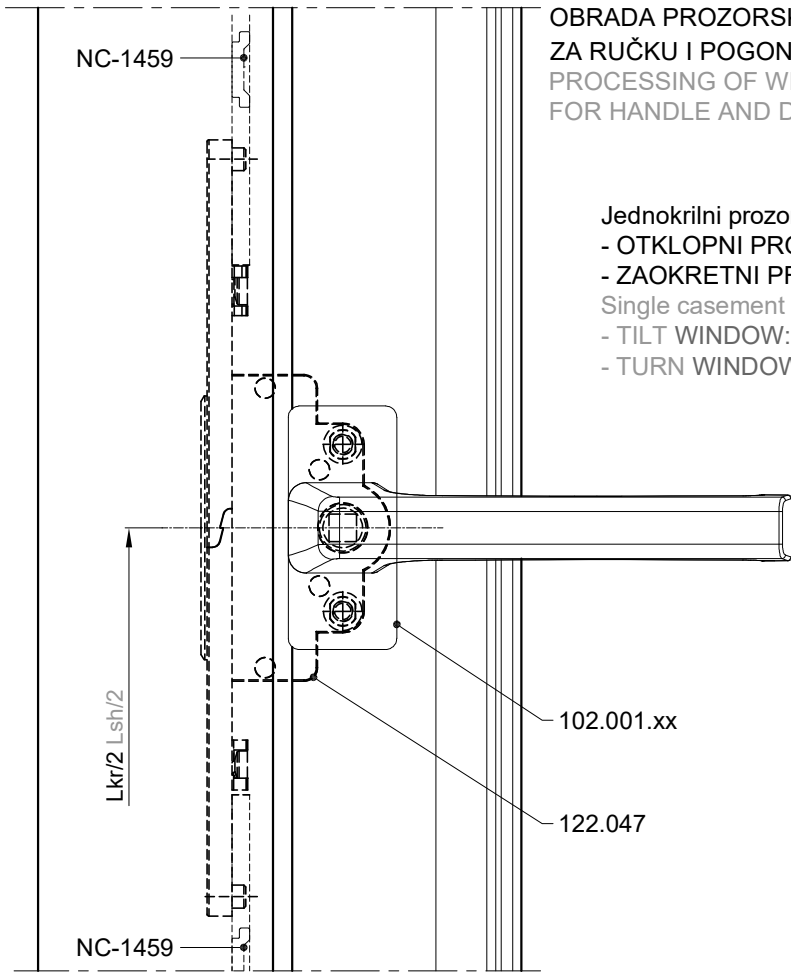
- it is fixed for the frame of the window, top right (opening around horizontal axis)



### OTVARANJE OKO SREDIŠNJE OSE OPENING AROUND MIDDLE AXIS

Obrada profila krila FT-1426F  
 - za ugradnju pogonskog mehanizma i ručke u art. 142.011  
 Processing of sash profile FT-1426F  
 - for installation of driving mechanism and handle in art.142.011

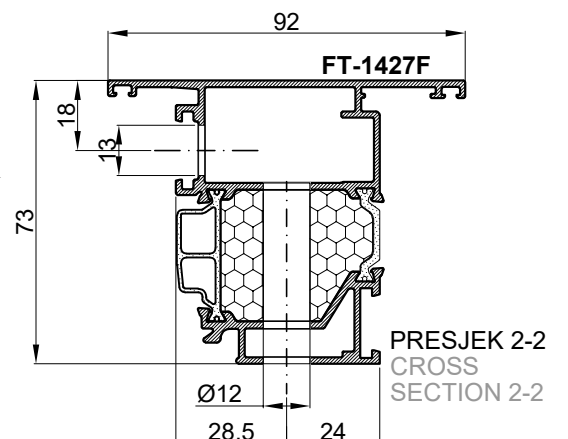
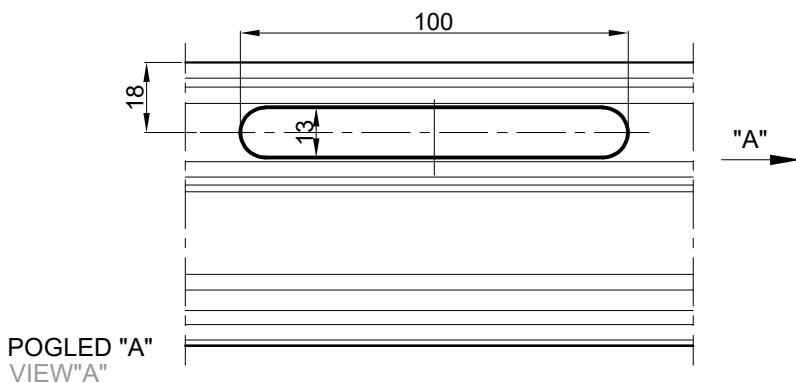
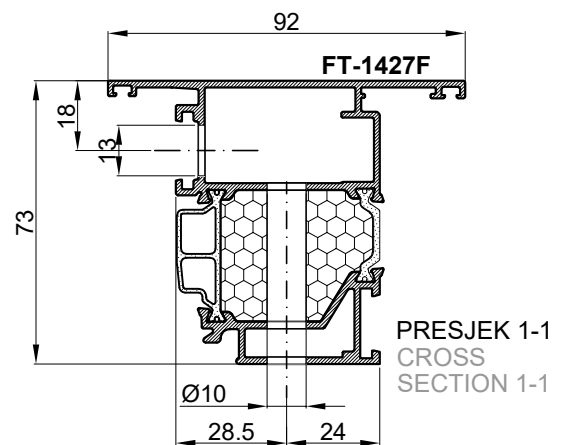
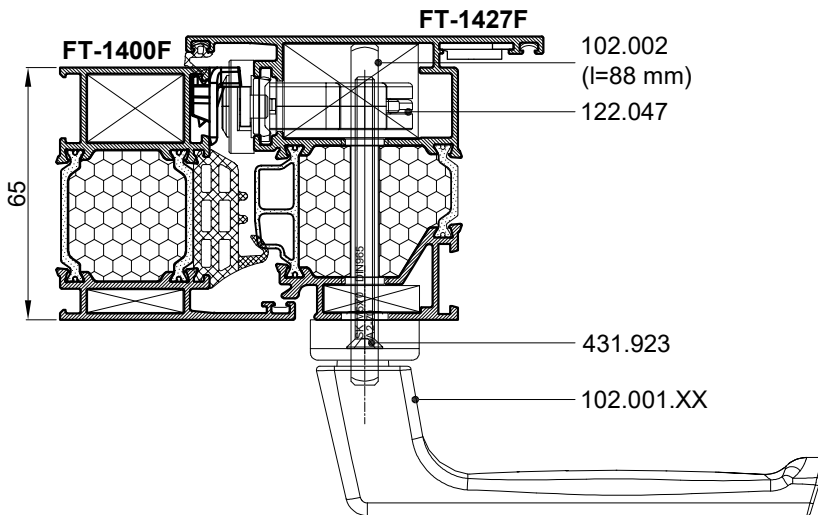
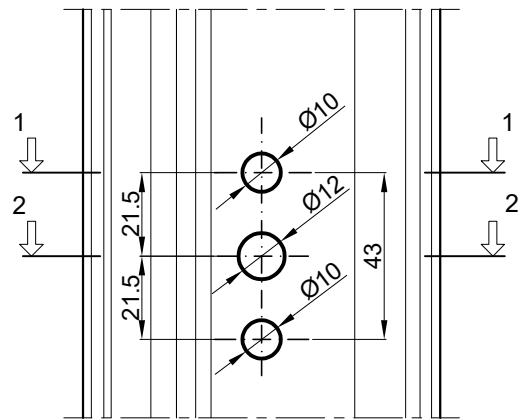




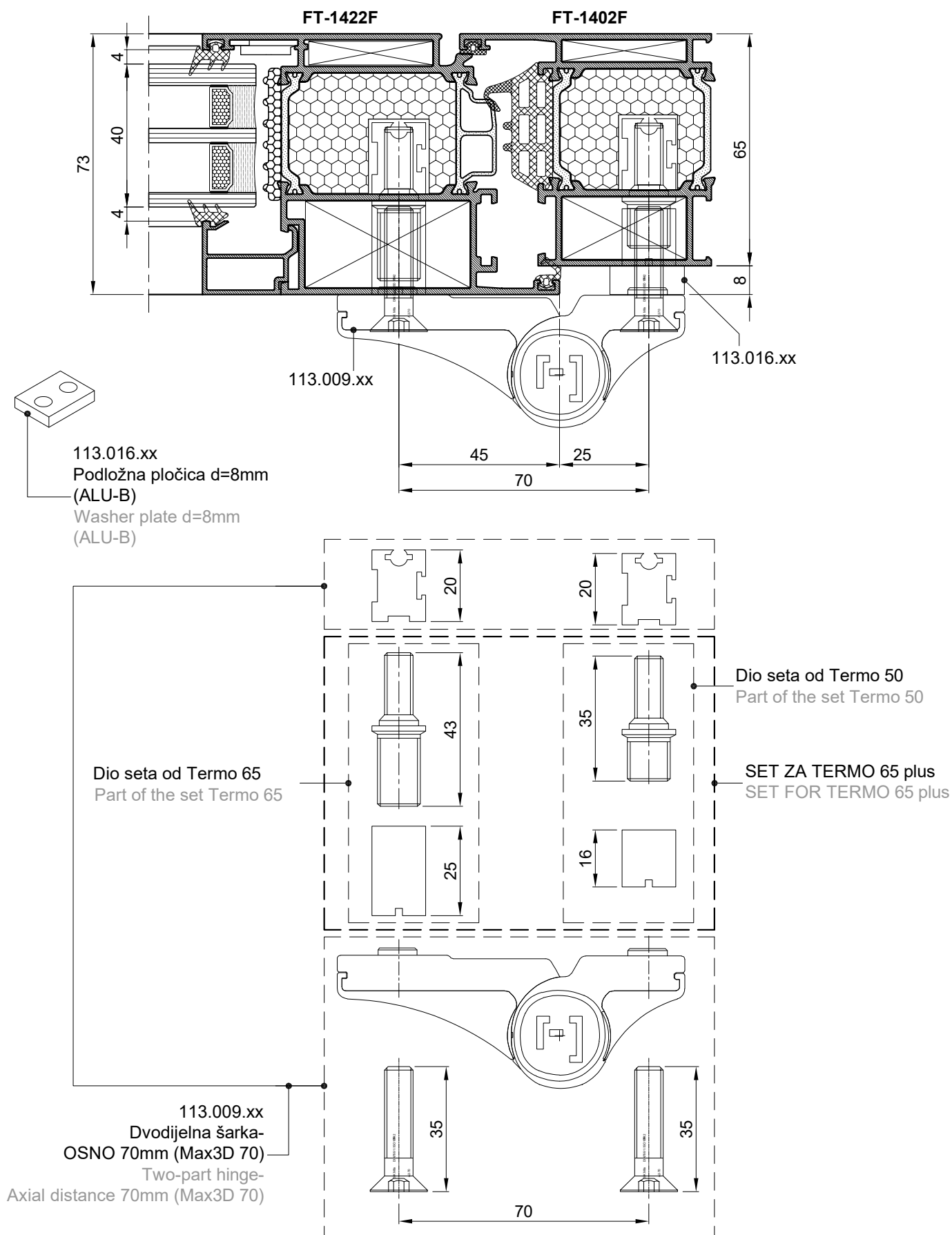
**OBRADA PROZORSKOG PROFILA KRILA FT-1427F (otvaranje vani)  
ZA RUČKU I POGONSKI MEHANIZAM**  
PROCESSING OF WINDOW SASH PROFILE FT-1427F (outwards opening)  
FOR HANDLE AND DRIVE MECHANISM

Jednokrilni prozor:

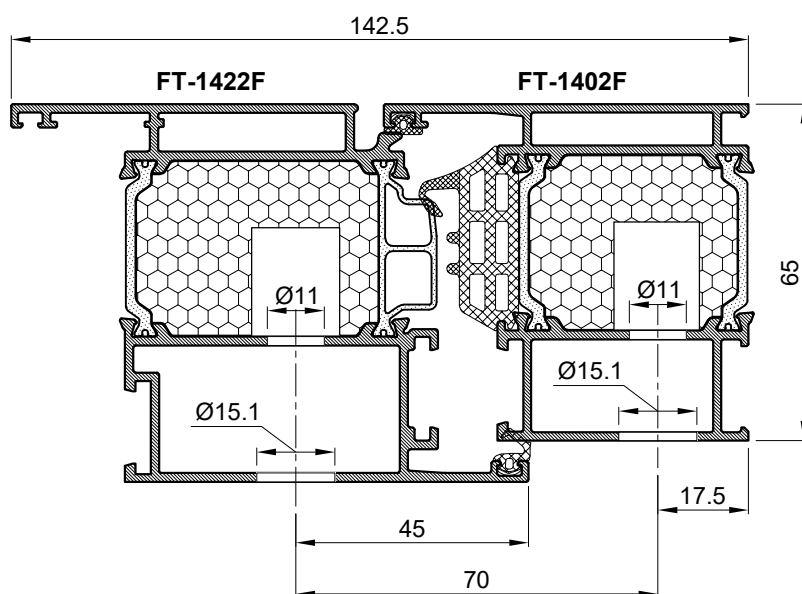
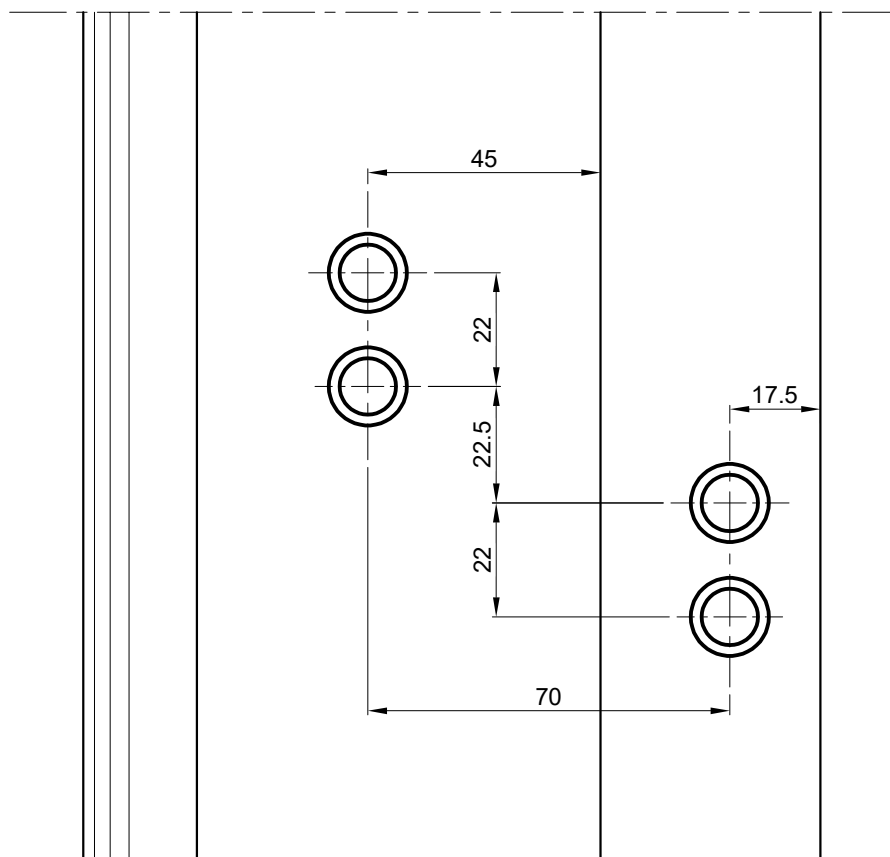
- OTKLOPNI PROZOR: otvaranje vani oko gornje vodoravne ose
  - ZAOKRETNI PROZOR: otvaranje vani, zaokretno oko okomite ose
- Single casement window:
- TILT WINDOW: outwards opening around the top horizontally axis
  - TURN WINDOW: outwards opening, turn around the vertical axis



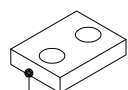
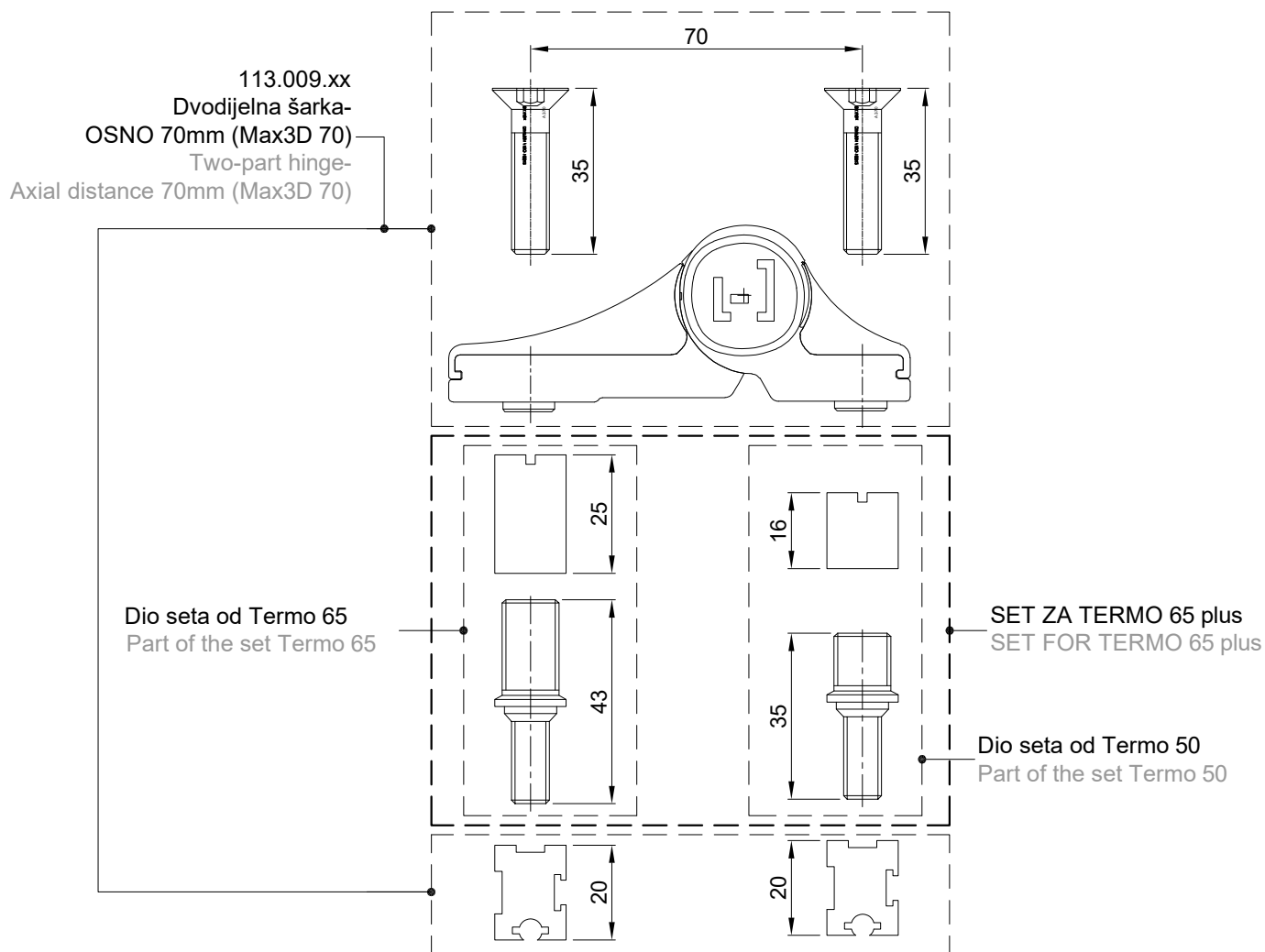
### SET USADNIH BAGLAMA - OSNO 70 mm, OTVARANJE UNUTRA SET OF SCREW-IN HINGES - AXIAL DISTANCE 70 mm, INWARDS OPENING



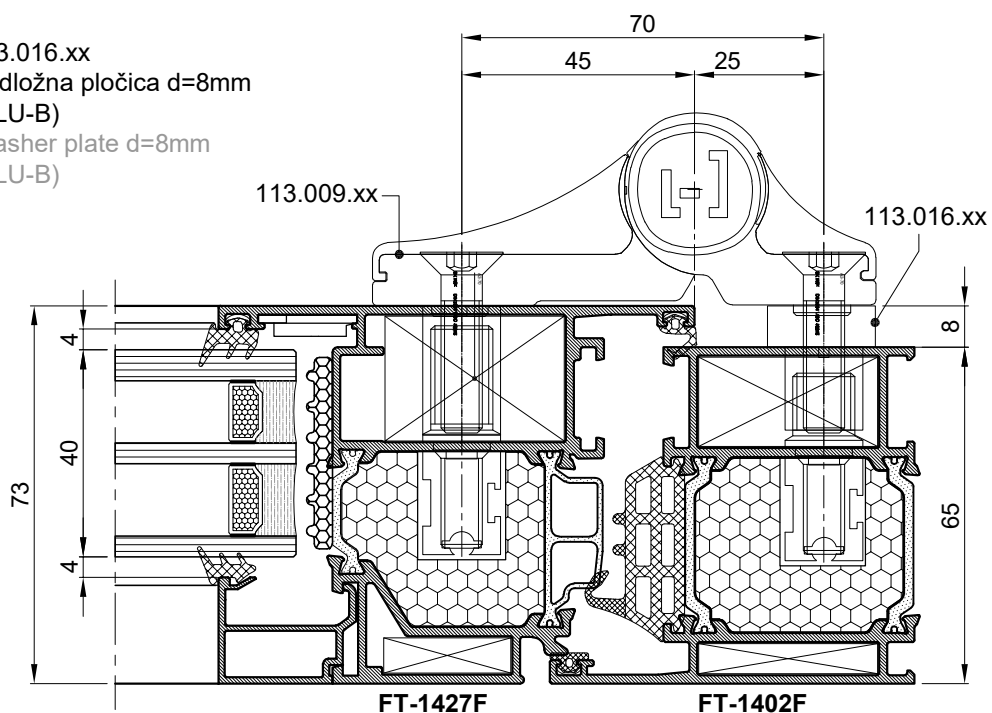
OBRADA ZA SET USADNIH BAGLAMA - OSNO 70 mm, OTVARANJE UNUTRA  
PROCESSING OF SCREW-IN HINGES - AXIAL DISTANCE 70 mm, INWARDS OPENING



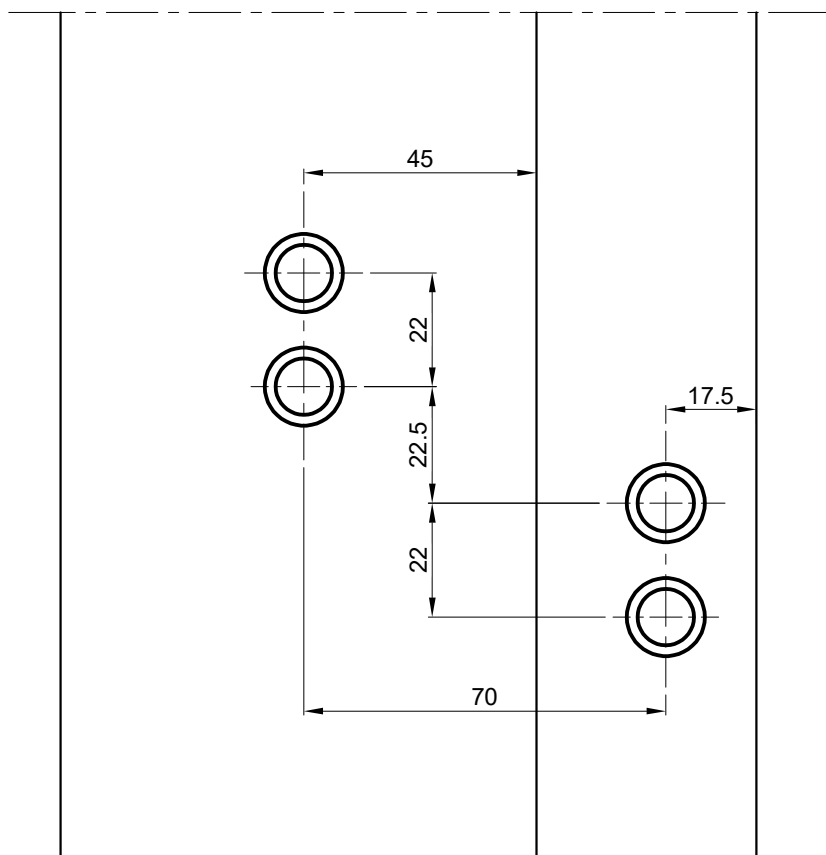
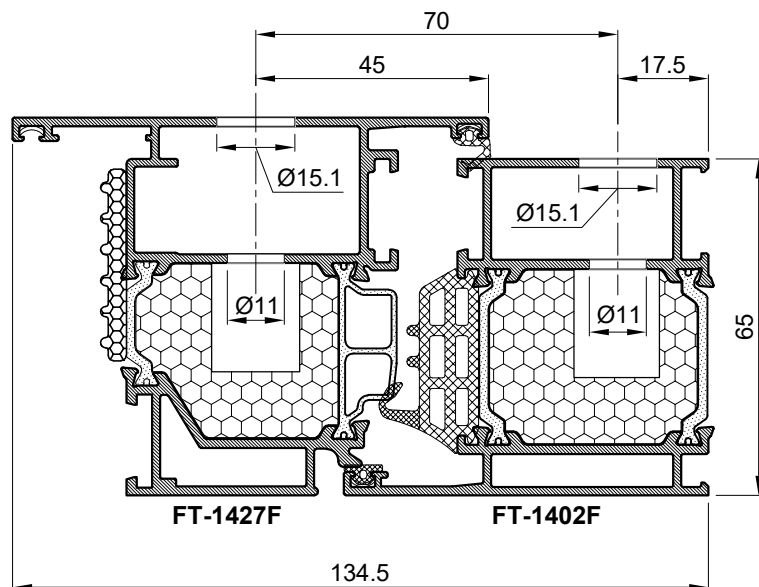
### SET USADNIH BAGLAMA - OSNO 70 mm, OTVARANJE VANI SET OF SCREW-IN HINGES - AXIAL DISTANCE 70 mm, OUTWARDS OPENING



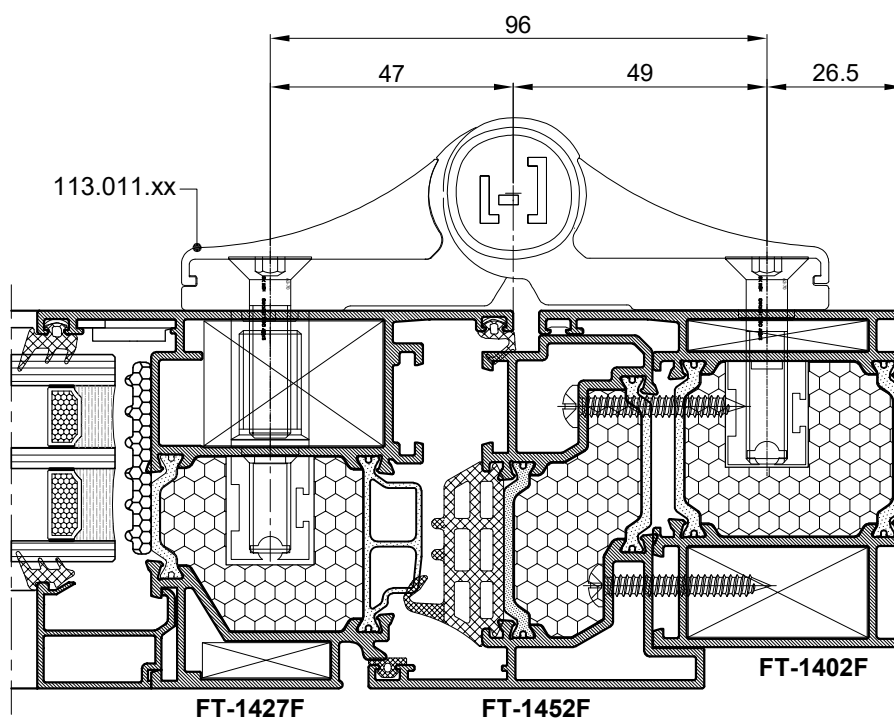
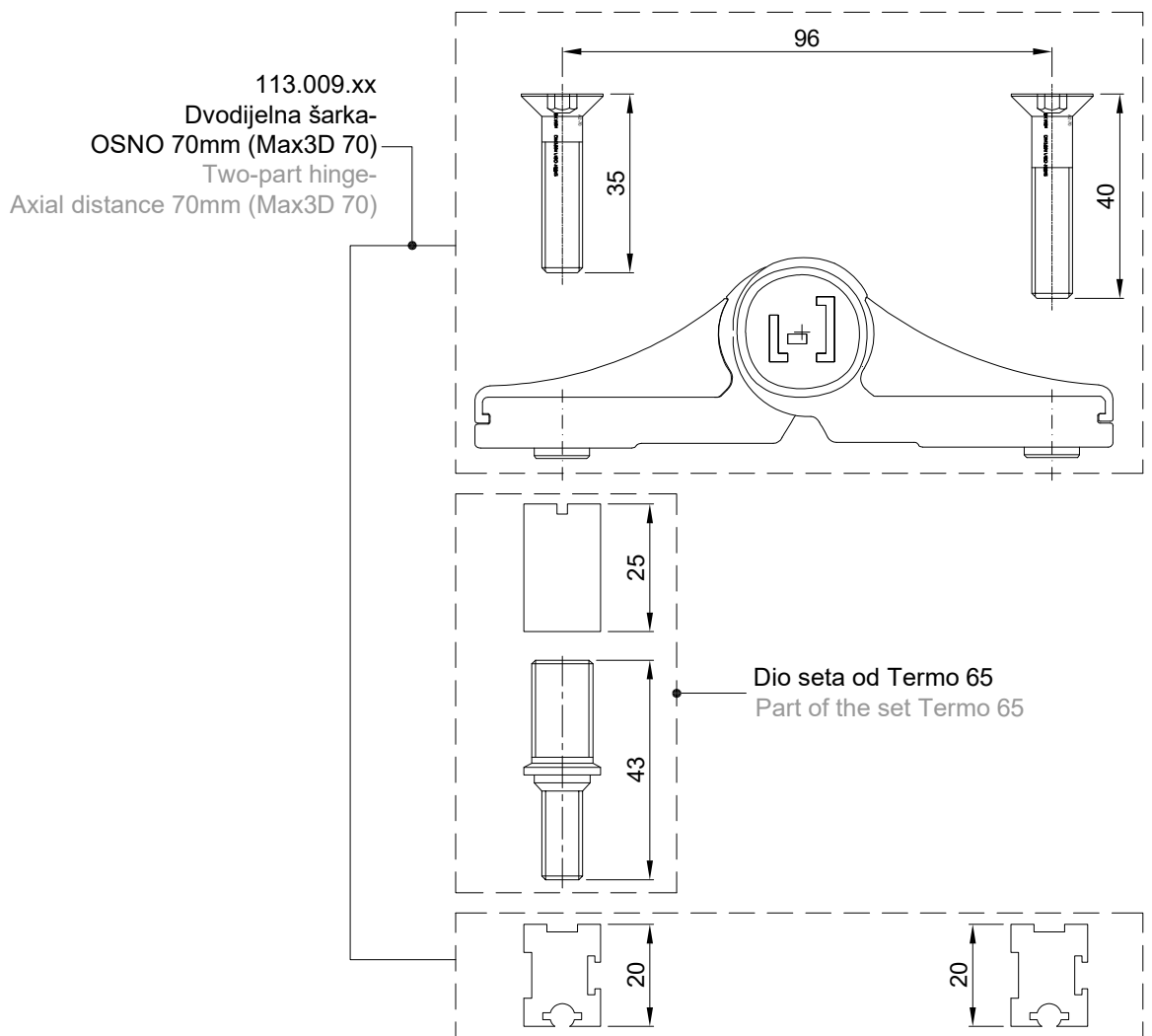
113.016.xx  
Podložna pločica d=8mm  
(ALU-B)  
Washer plate d=8mm  
(ALU-B)



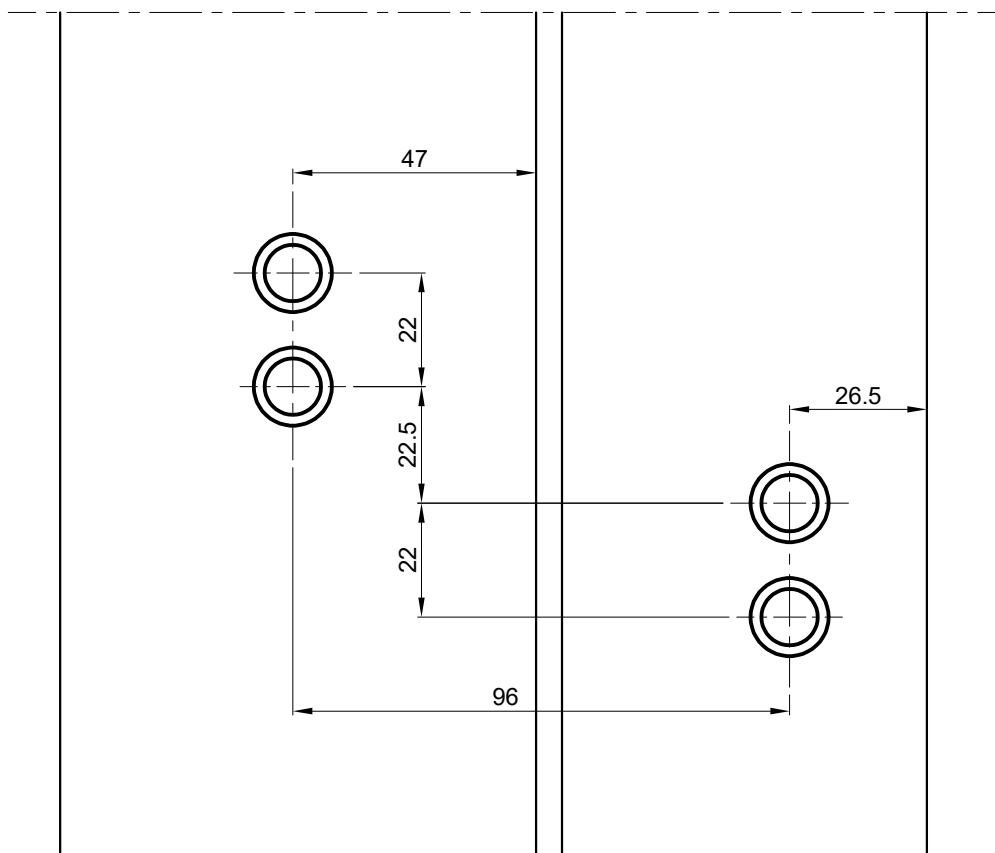
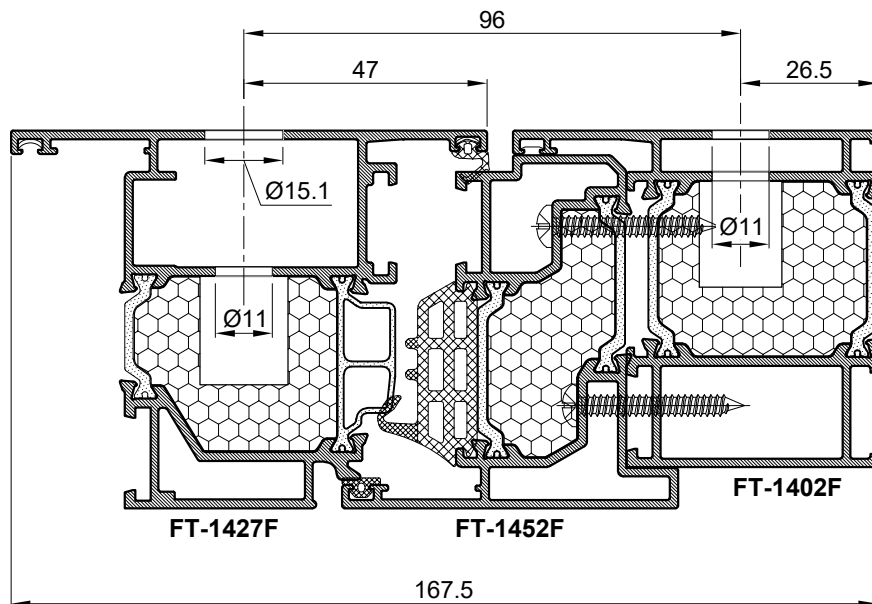
OBRADA ZA SET USADNIH BAGLAMA - OSNO 70 mm, OTVARANJE VANI  
 PROCESSING OF SCREW-IN HINGES - AXIAL DISTANCE 70 mm, OUTWARDS OPENING



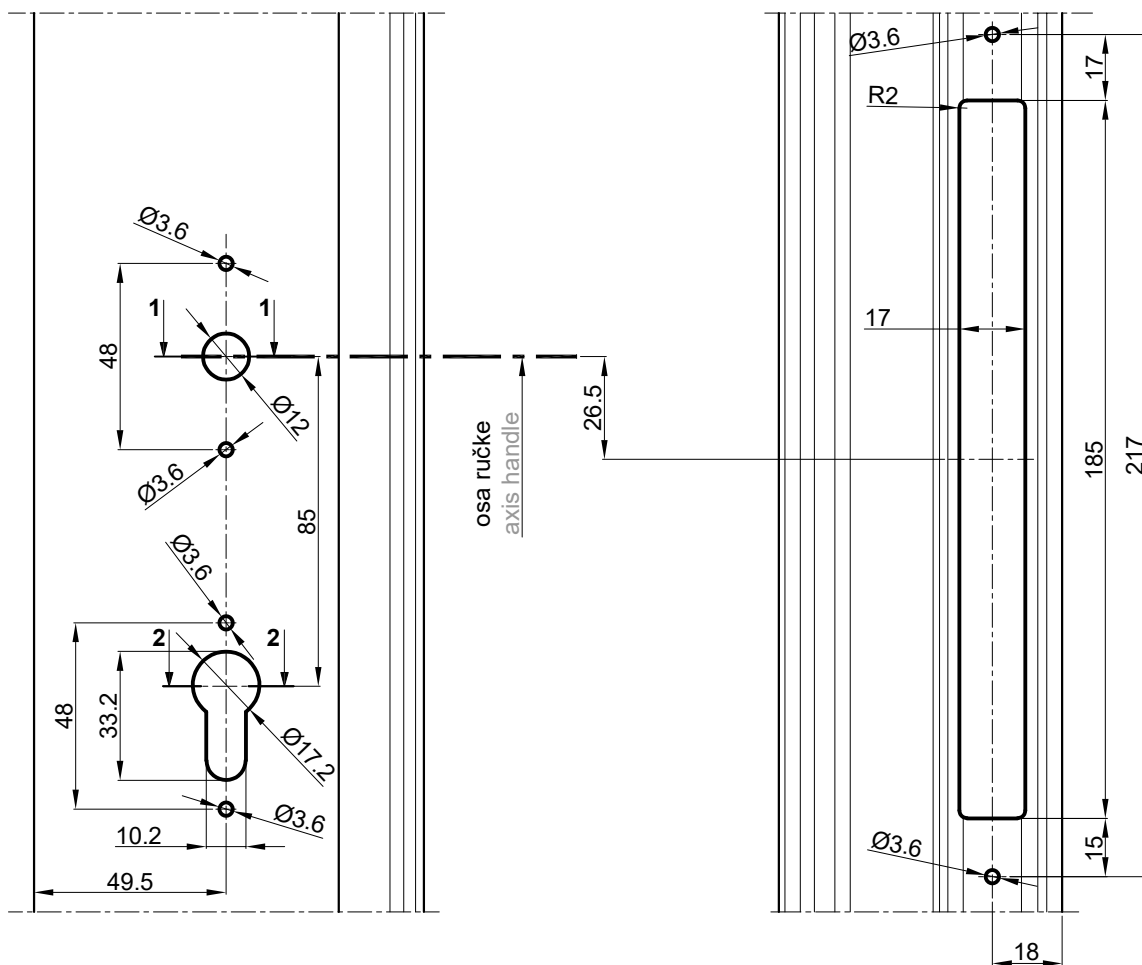
SET USADNIH BAGLAMA - OSNO 96 mm, OTVARANJE VANI  
SET OF SCREW-IN HINGES - AXIAL DISTANCE 96 mm, OUTWARDS OPENING



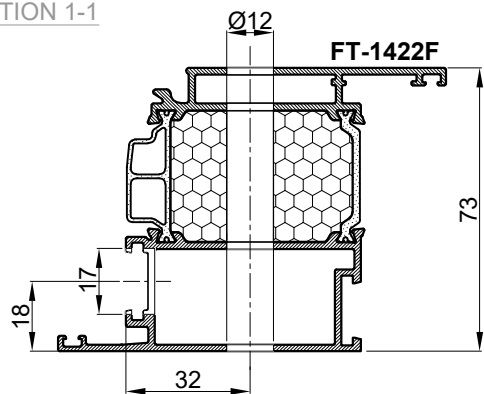
OBRADA ZA SET USADNIH BAGLAMA - OSNO 96 mm, OTVARANJE VANI  
 PROCESSING OF SCREW-IN HINGES - AXIAL DISTANCE 96 mm, OUTWARDS OPENING



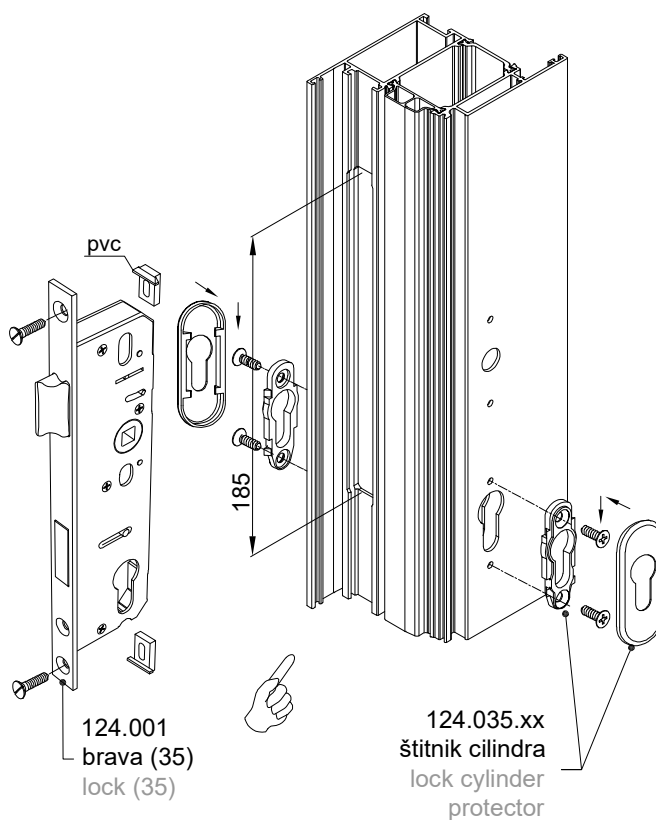
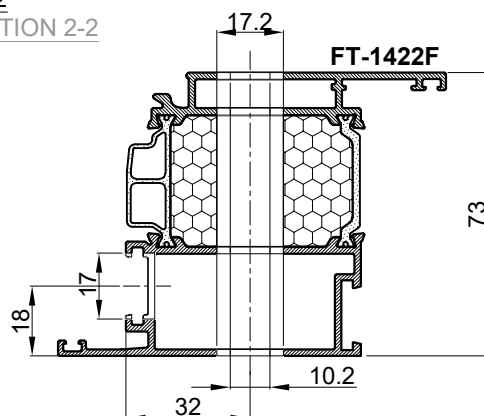
OBRADA PROFILA KRILA VRATA (otvaranje unutra) ZA BRAVU 124.001 I RUČKU 104.015 (Stublina)  
PROCESSING OF DOOR LEAF PROFILE (inwards opening) FOR LOCK 124.001 AND HANDLE 104.015 (Stublina)



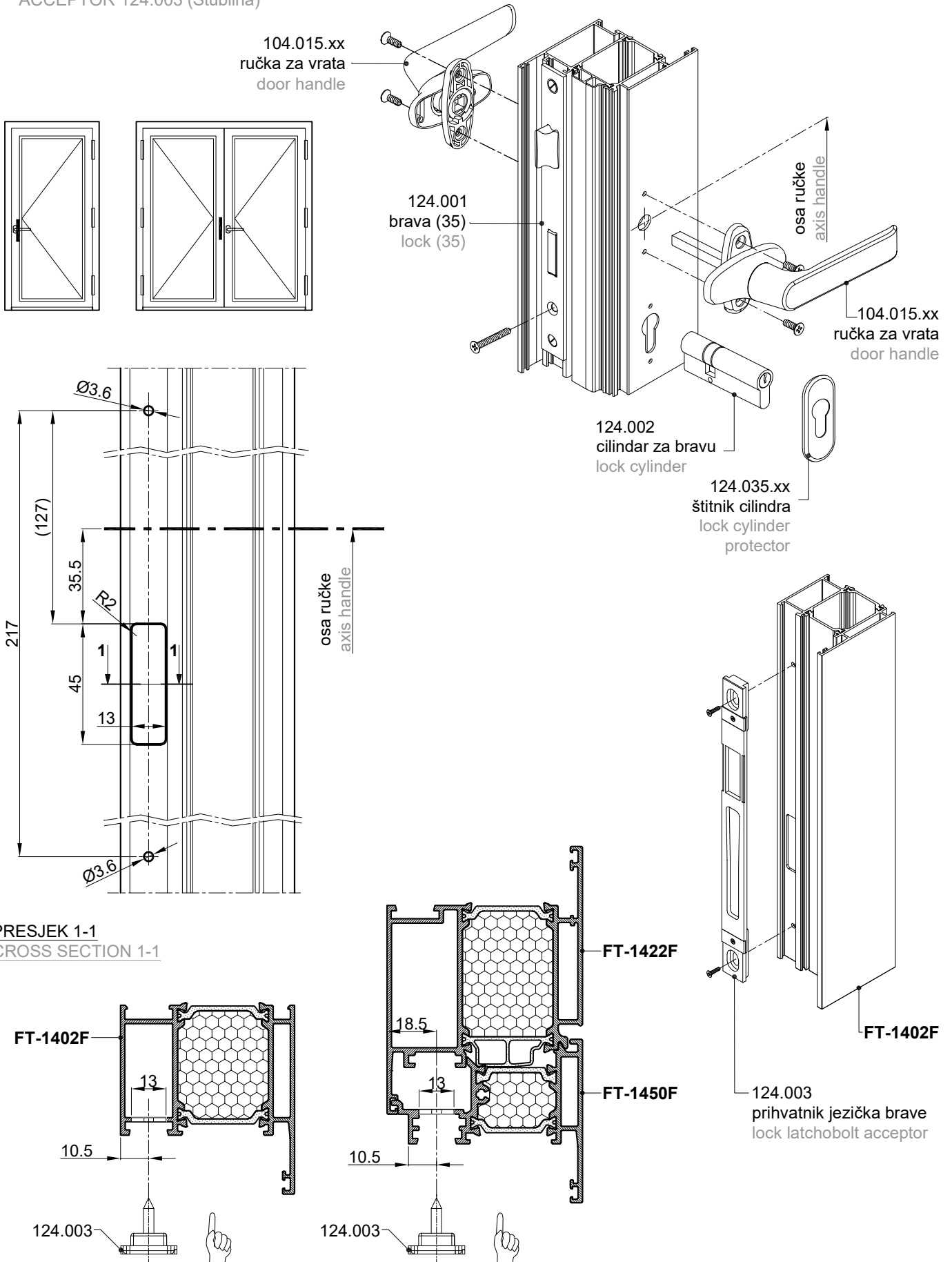
**PRESJEK 1-1**  
CROSS SECTION 1-1



**PRESJEK 2-2**  
CROSS SECTION 2-2

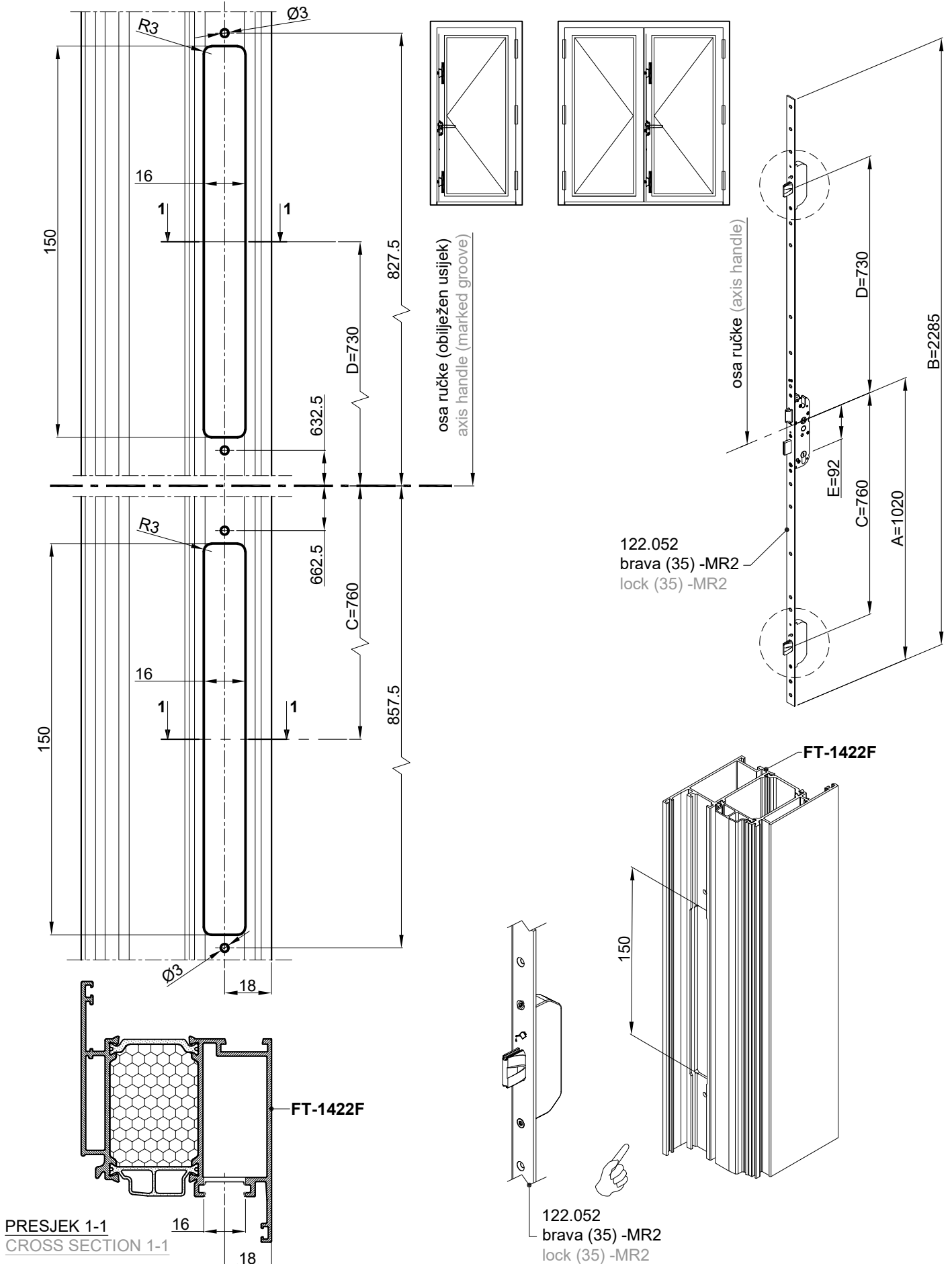


OBRADA PROFILA RAMA VRATA I PROFILA KOMBATUTE (otvaranje unutra) ZA PRIHVATNIK JEZIČKA BRAVE 124.003 (Stublina)  
 PROCESSING OF DOOR FRAME AND FLAYING MULLION PROFILE (inwards opening) FOR LOCK LATCHBOLT ACCEPTOR 124.003 (Stublina)

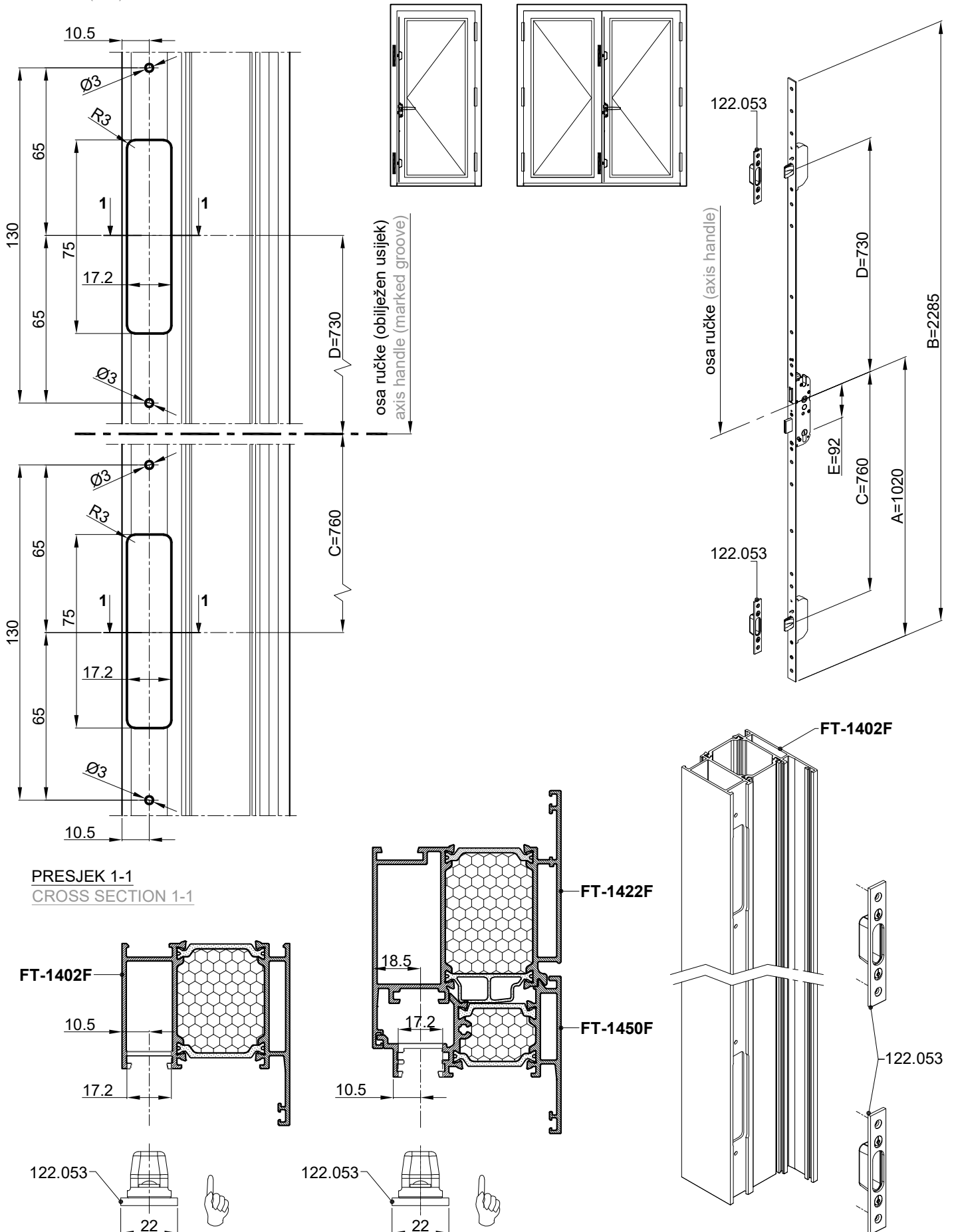




OBRADA PROFILA KRILA VRATA (otvaranje unutra) ZA KUTIJU MASIVNOG ZASUNA - 122.052 (GU)  
PROCESSING OF DOOR LEAF PROFILE (inwards opening) FOR MASSIVE BOLT CASE - 122.052 (GU)

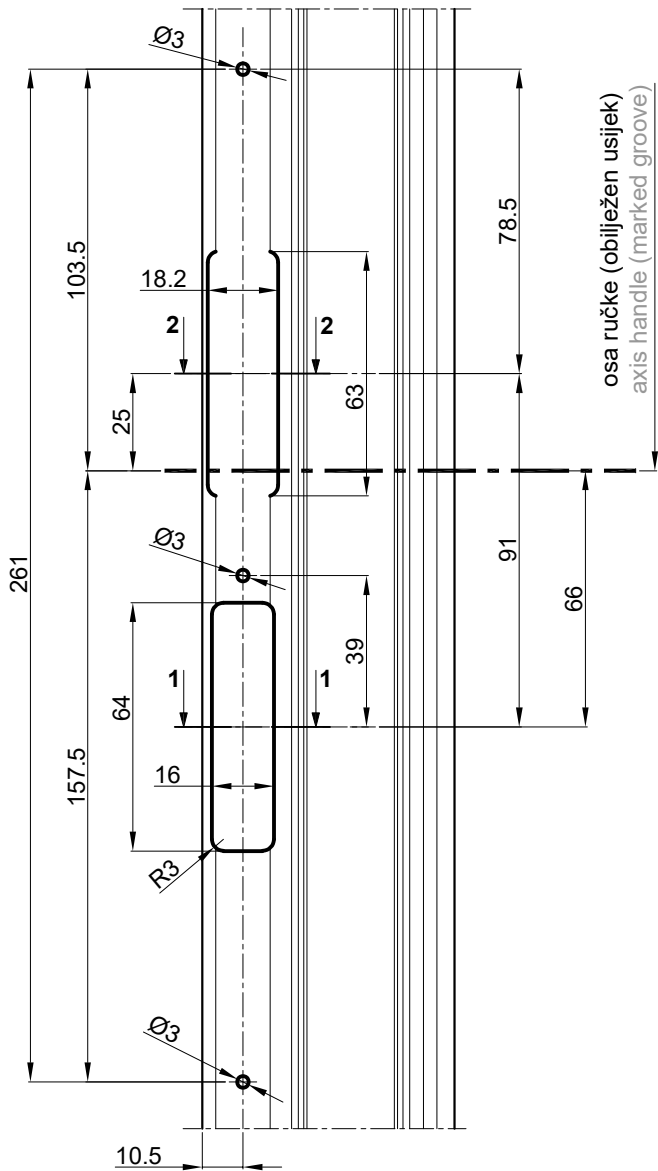


OBRADA PROFILA RAMA VRATA I PROFILA KOMBATUTE (otvaranje unutra) ZA PRIHVATNU PLOČICU 122.053 (GU)  
 PROCESSING OF DOOR FRAME PROFILE AND FLYING MULLION PROFILE (inwards opening) FOR STRIKING PLATE 122.053 (GU)



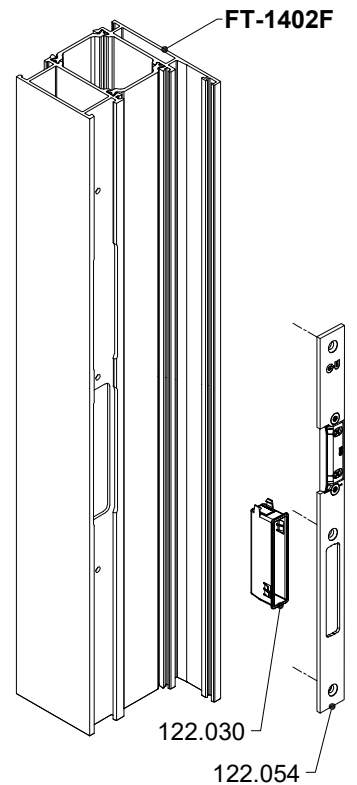
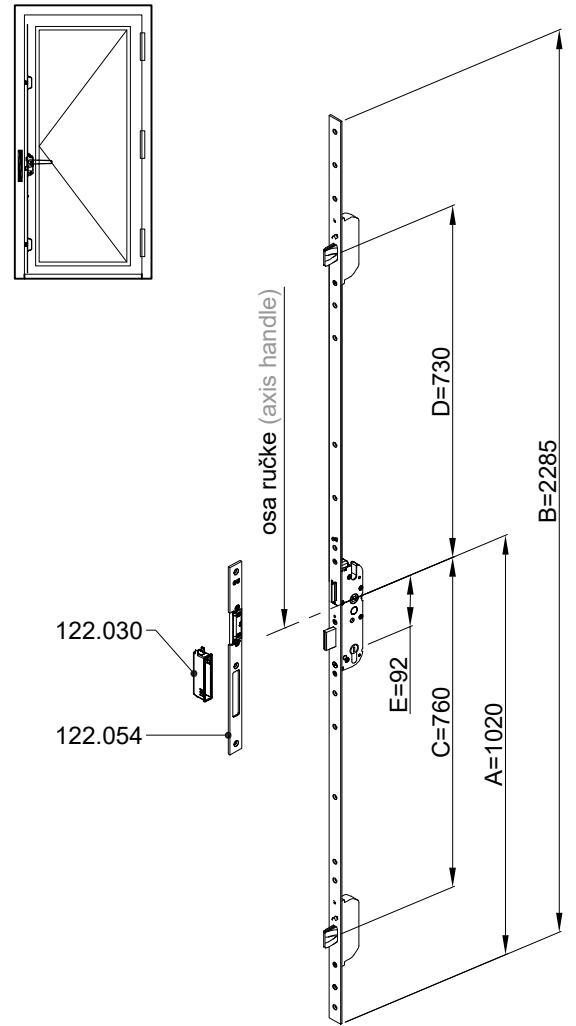
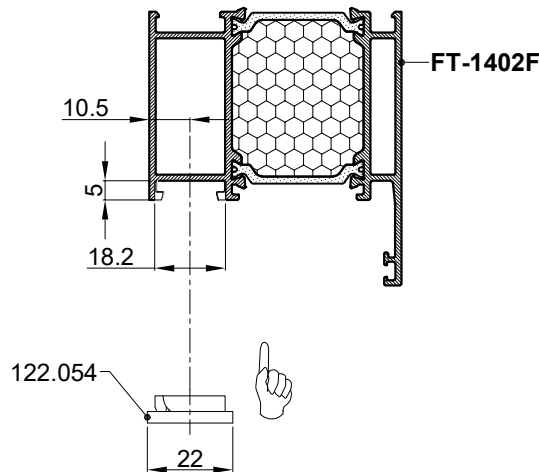
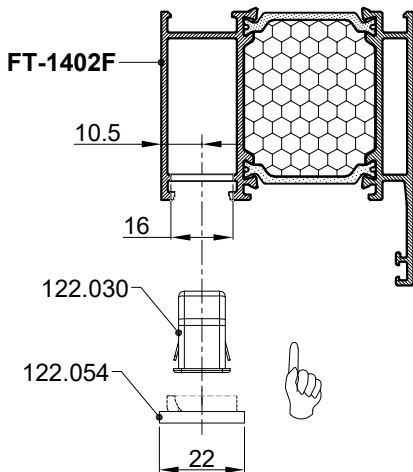
PRESJEK 1-1  
CROSS SECTION 1-1

OBRADA PROFILA RAMA VRATA (otvaranje unutra) ZA PRIHVATNI LIM 122.054 (GU)  
PROCESSING OF DOOR FRAME PROFILE (inwards opening) FOR STRIKING PLATE 122.054 (GU)

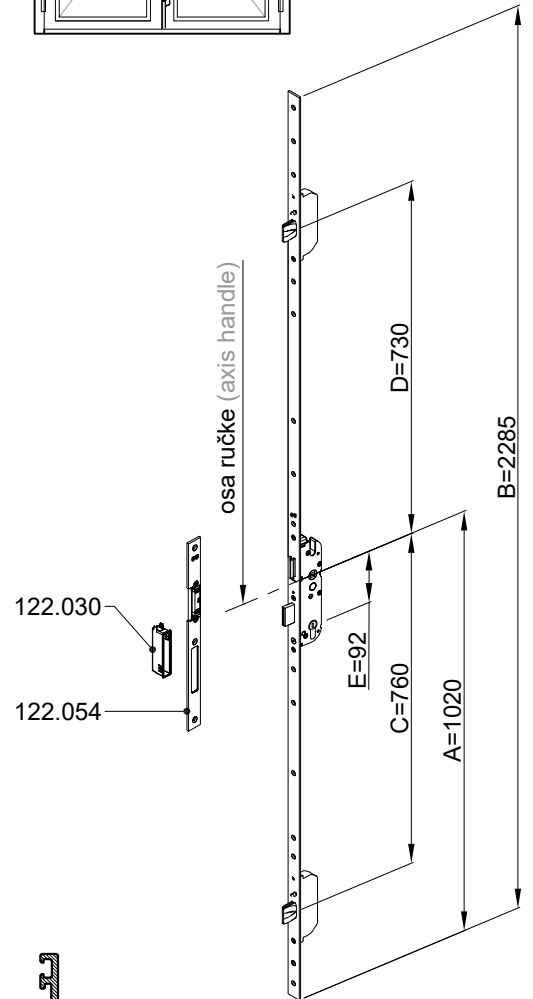

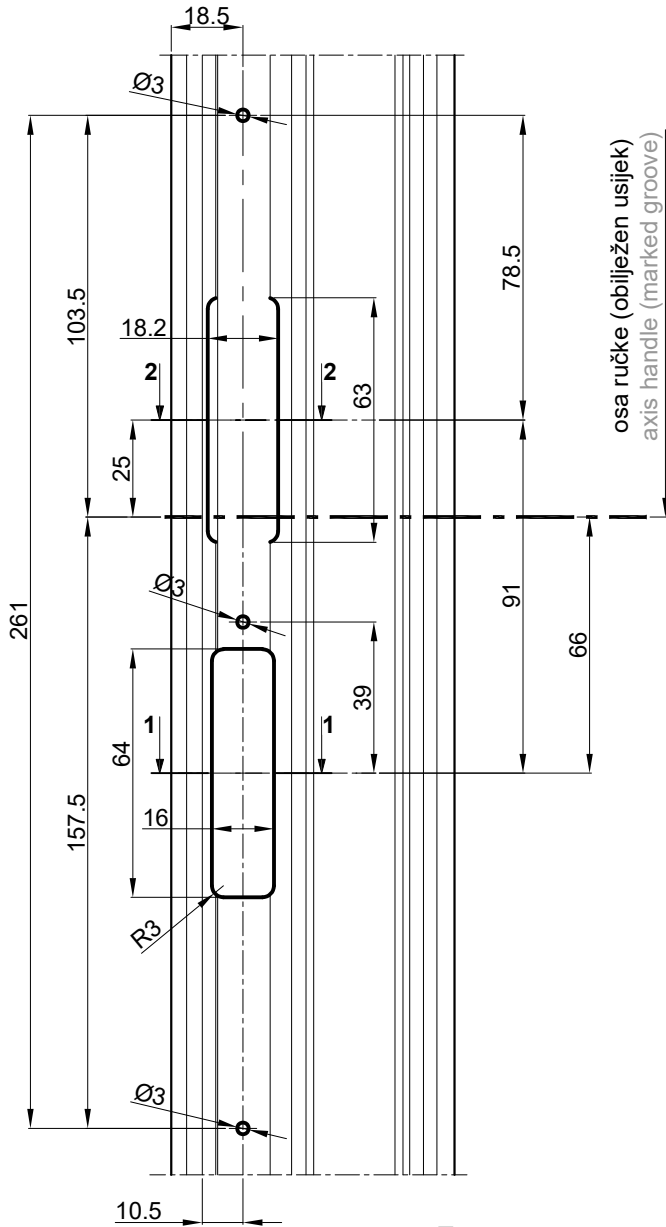


PRESJEK 1-1  
CROSS SECTION 1-1

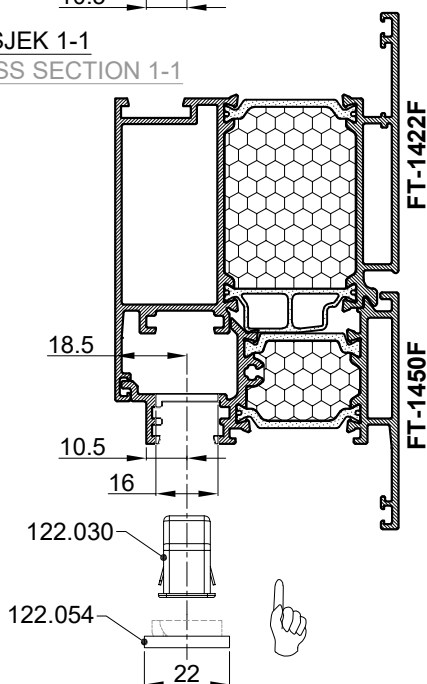
PRESJEK 2-2  
CROSS SECTION 2-2



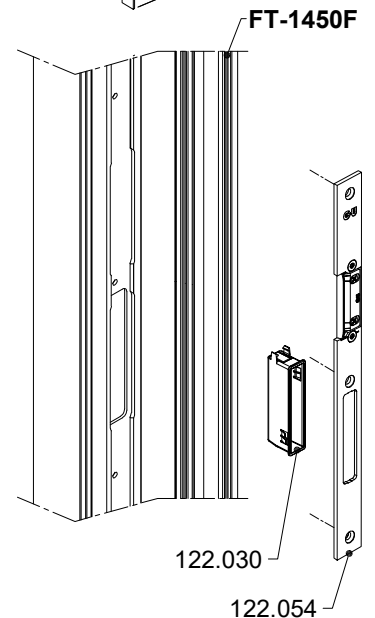
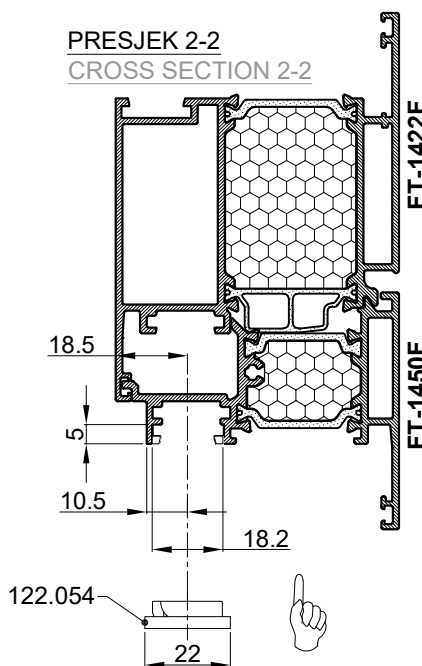
OBRADA PROFILA KOMBATUTE VRATA (otvaranje unutra) ZA PRIHVATNI LIM 122.054 (GU)  
PROCESSING OF DOOR FLYING MULLION PROFILE (inwards opening) FOR STRIKING PLATE 122.054 (GU)



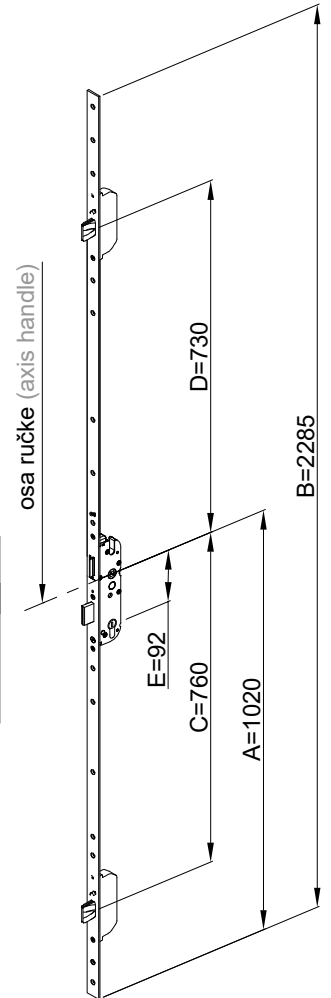
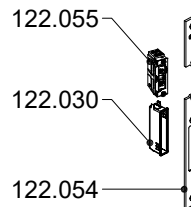
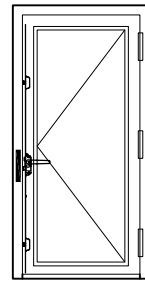
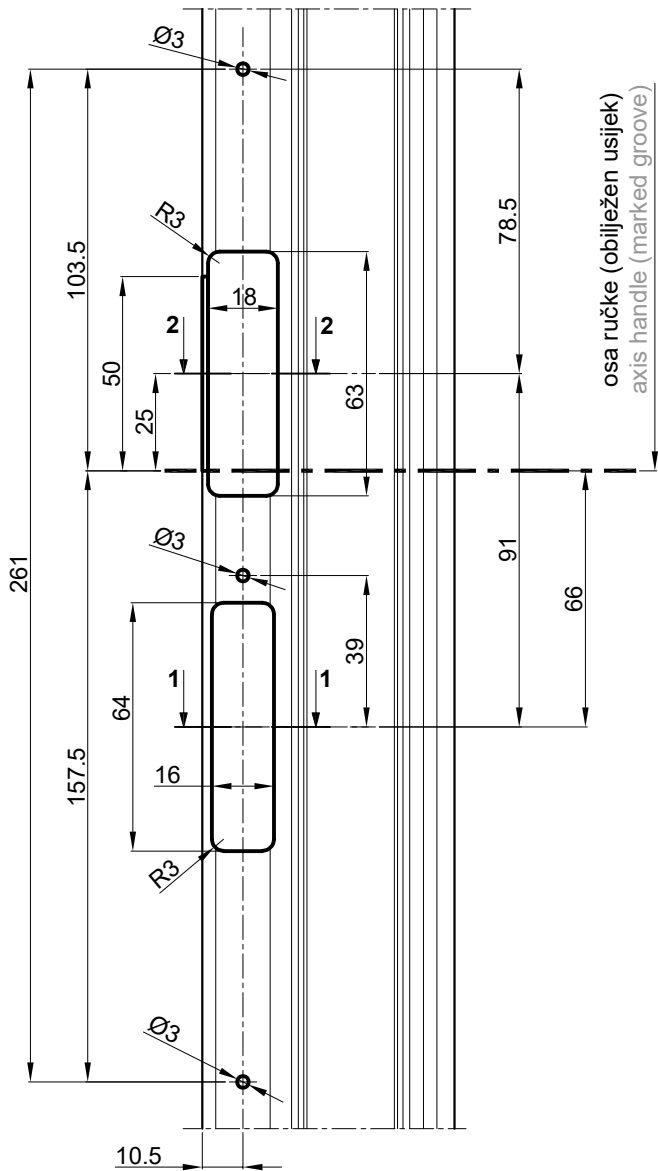
**PRESJEK 1-1**  
CROSS SECTION 1-1



**PRESJEK 2-2**  
CROSS SECTION 2-2

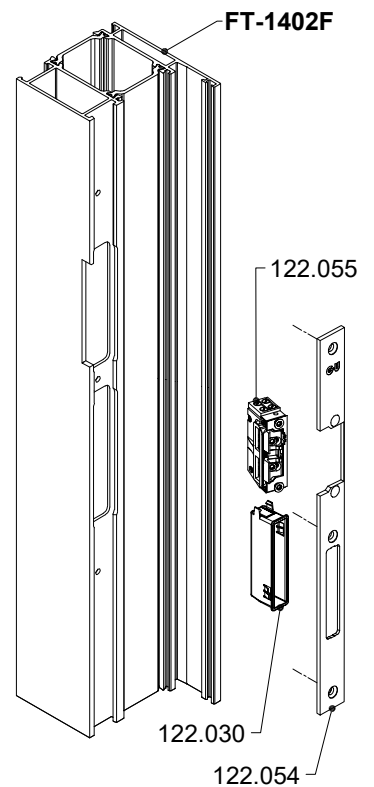
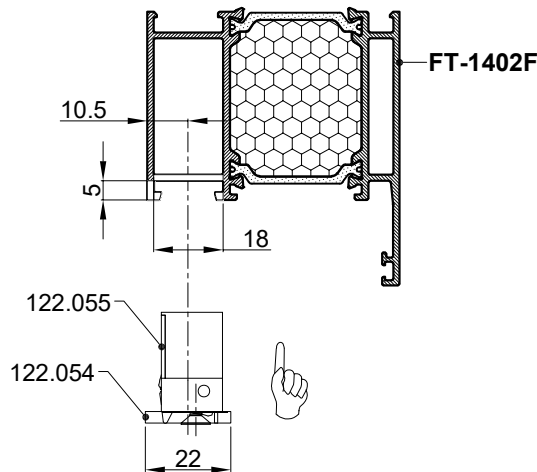
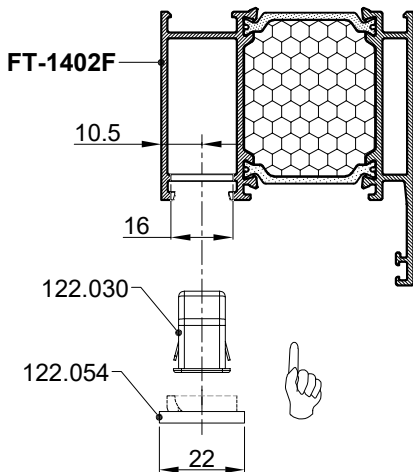


OBRADA PROFILA RAMA VRATA (otvaranje unutra) ZA PRIHVATNI LIM 122.054 I ELEKTRO OTVARAČ 122.055 (GU)  
 PROCESSING OF DOOR FRAME PROFILE (inwards opening) FOR STRIKING PLATE 122.054 AND ELECTRICAL  
 OPENER 122.055 (GU)

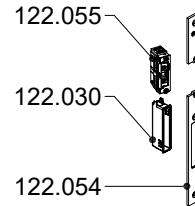
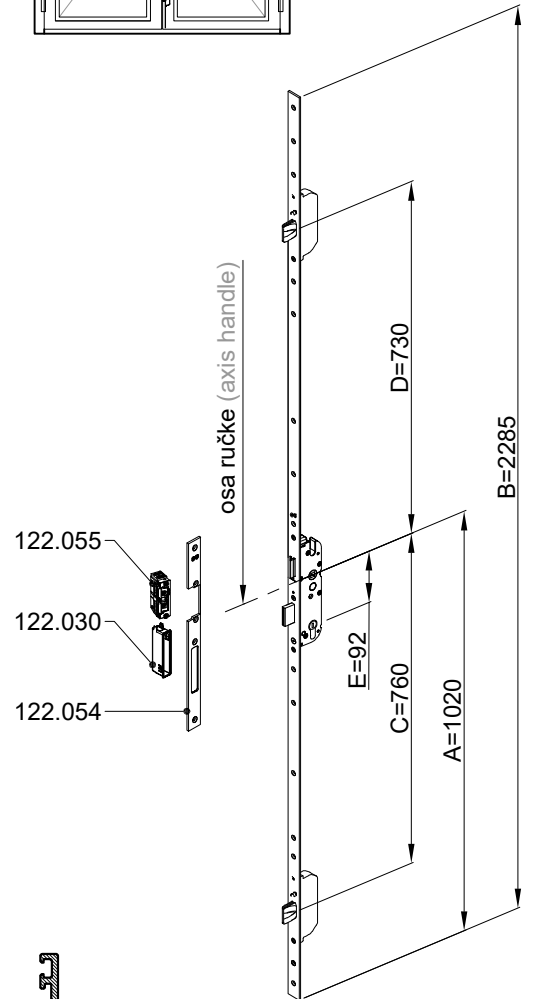

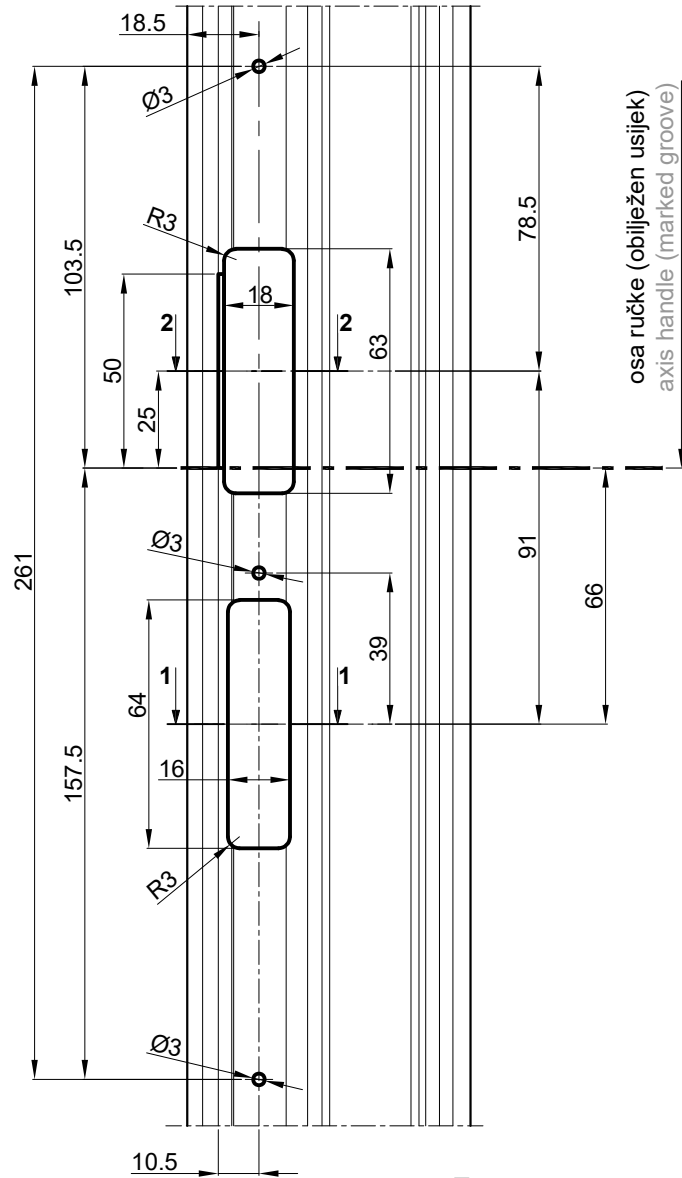


**PRESJEK 1-1**  
CROSS SECTION 1-1

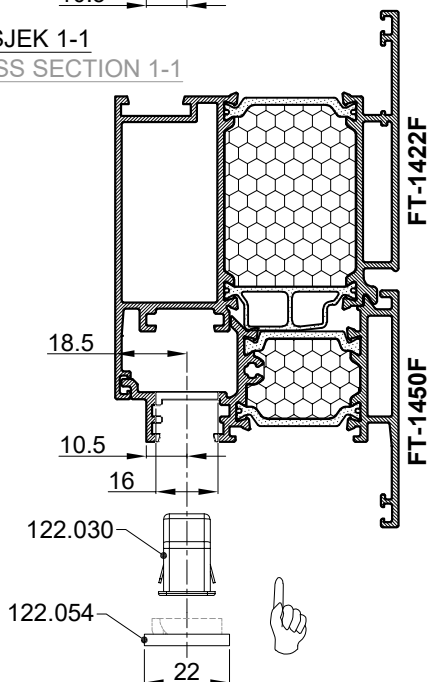
**PRESJEK 2-2**  
CROSS SECTION 2-2



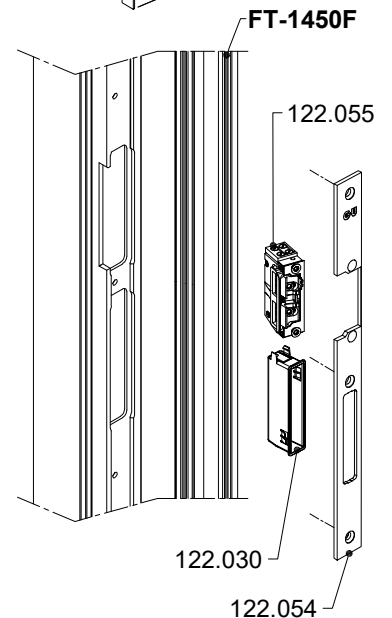
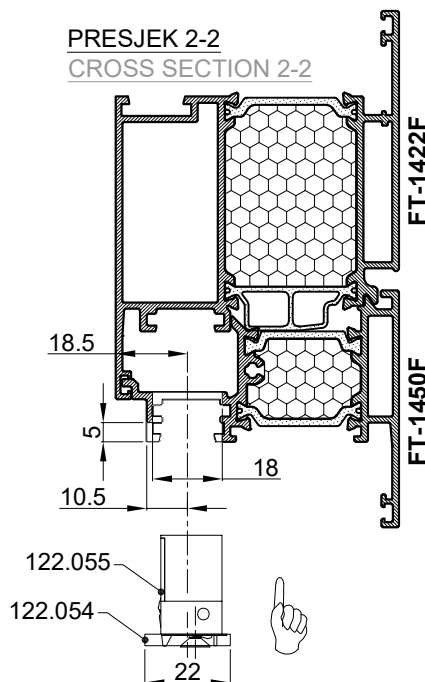
OBRADA PROFILA KOMBATUTE VRATA (otvaranje unutra) ZA PRIHVATNI LIM 122.054 I ELEKTRO OTVARAČ 122.055 (GU)  
 PROCESSING OF DOOR FLYING MULLION PROFILE (inwards opening) FOR STRIKING PLATE 122.054 AND ELECTRICAL  
 OPENER 122.055 (GU)



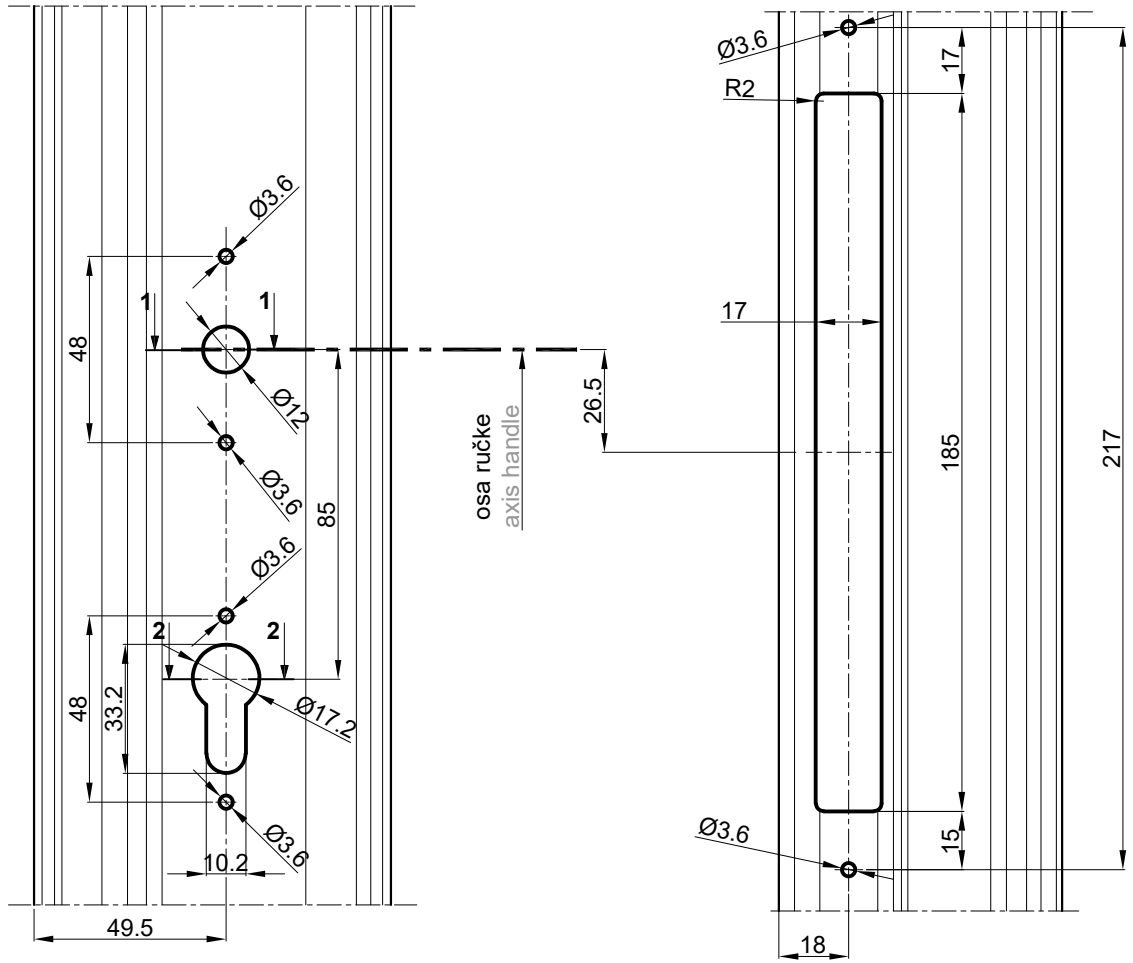
**PRESJEK 1-1**  
CROSS SECTION 1-1



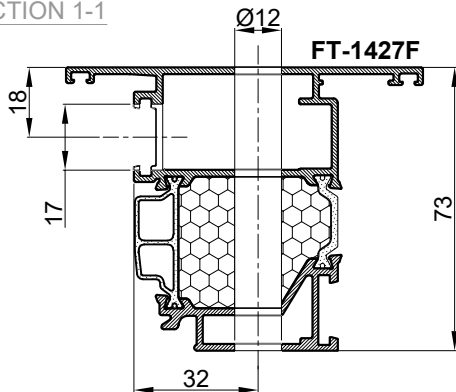
**PRESJEK 2-2**  
CROSS SECTION 2-2



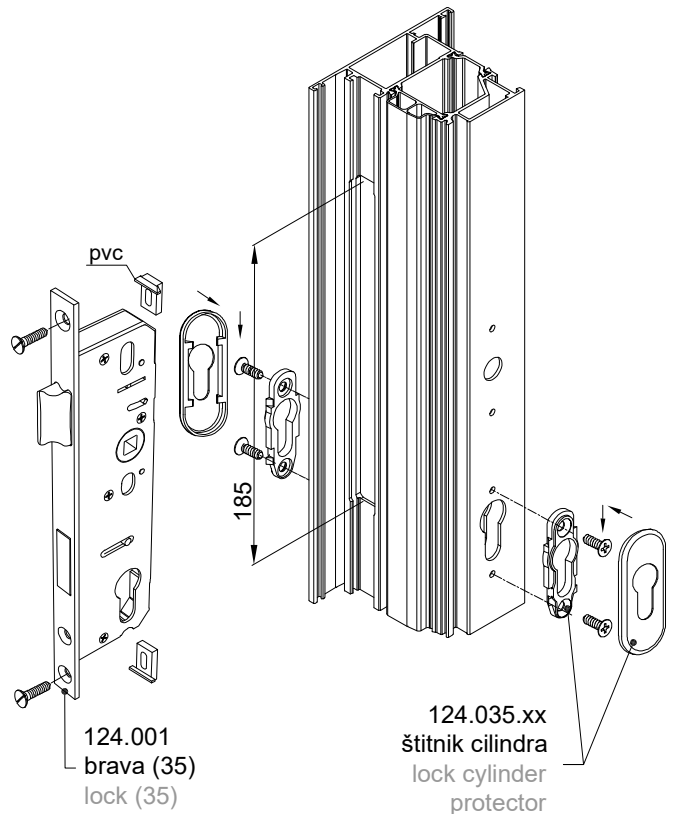
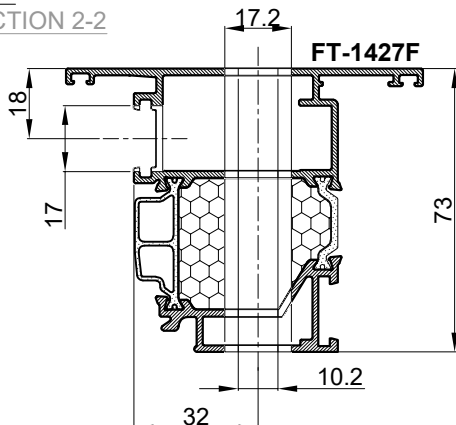
OBRADA PROFILA KRILA VRATA (otvaranje vani) ZA BRAVU 124.001 I RUČKU 104.015 (Stublina)  
 PROCESSING OF DOOR LEAF PROFILE (outwards opening) FOR LOCK 124.001 AND HANDLE 104.015 (Stublina)



**PRESJEK 1-1**  
CROSS SECTION 1-1

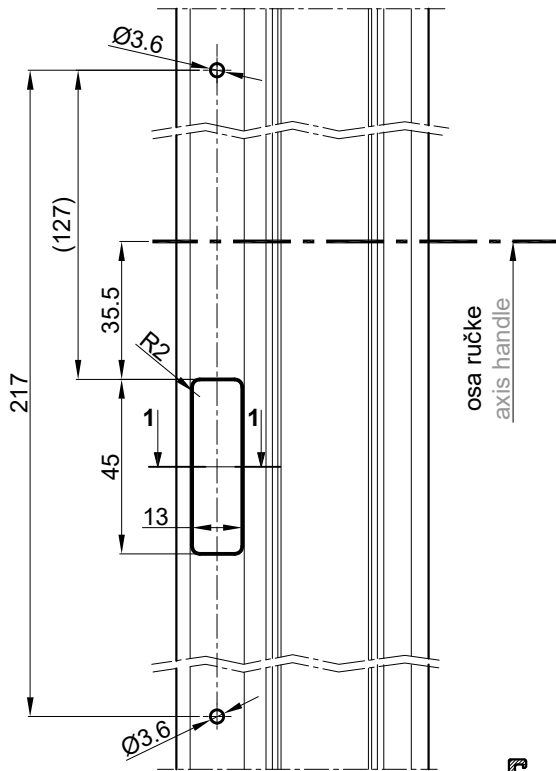



**PRESJEK 2-2**  
CROSS SECTION 2-2

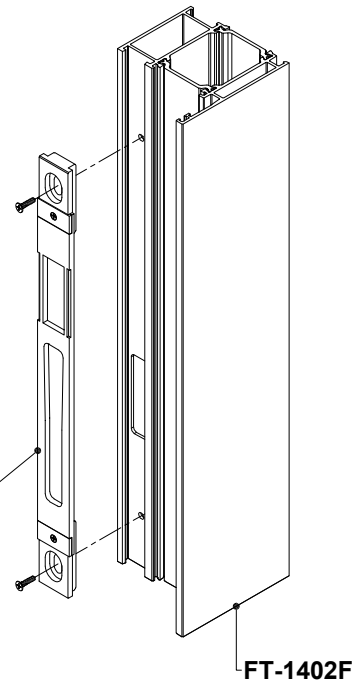


OBRADA PROFILA RAMA VRATA I PROFILA KOMBATUTE (otvaranje vani) ZA PRIHVATNIK JEZIČKA BRAVE  
124.003 (Stublina)

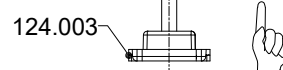
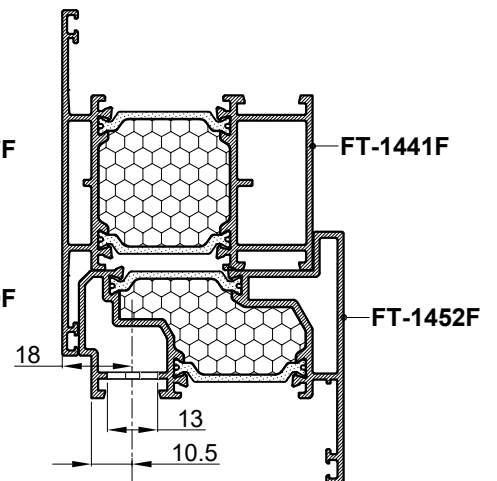
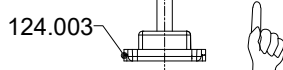
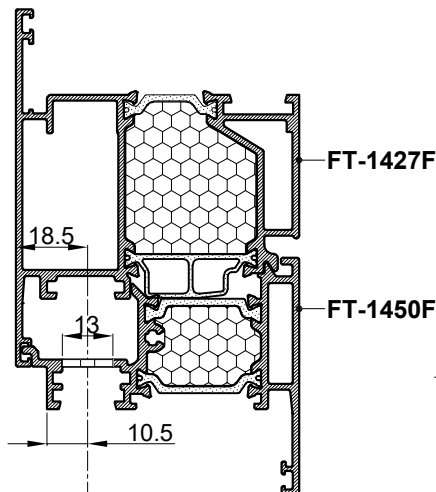
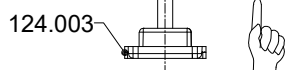
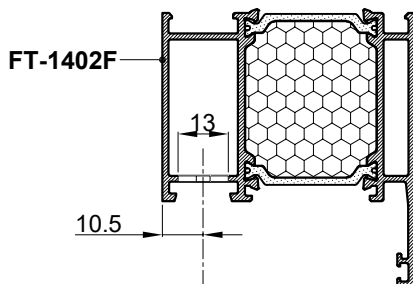
PROCESSING OF DOOR FRAME AND FLAYING MULLION PROFILE (outwards opening) FOR LOCK LATCHBOLT  
ACCEPTOR 124.003 (Stublina)



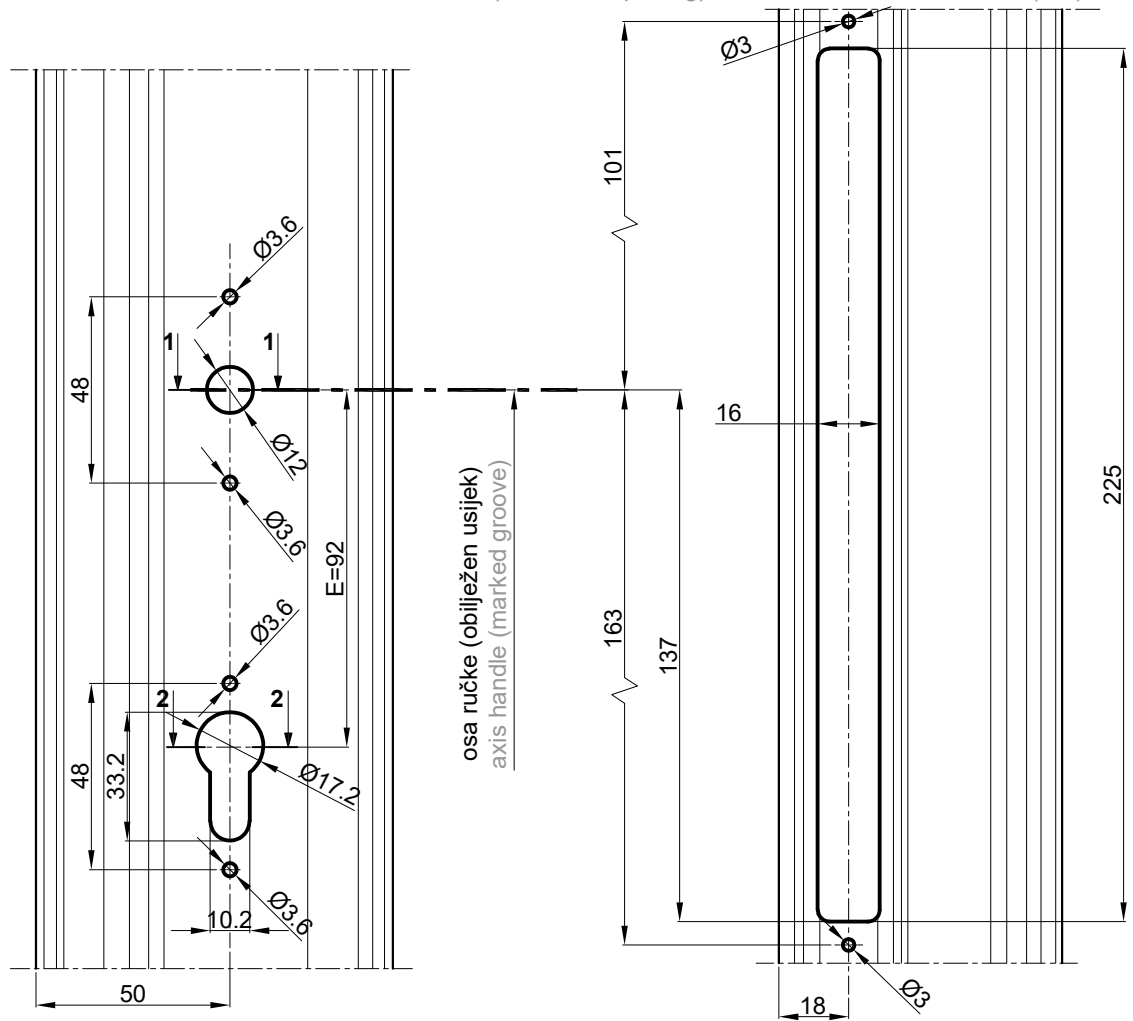
124.003  
prihvatnik jezička brave  
lock latchbolt acceptor



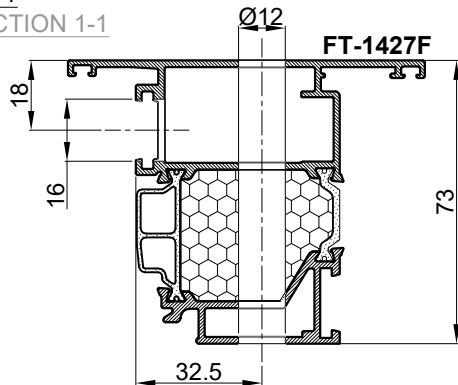
PRESJEK 1-1  
CROSS SECTION 1-1



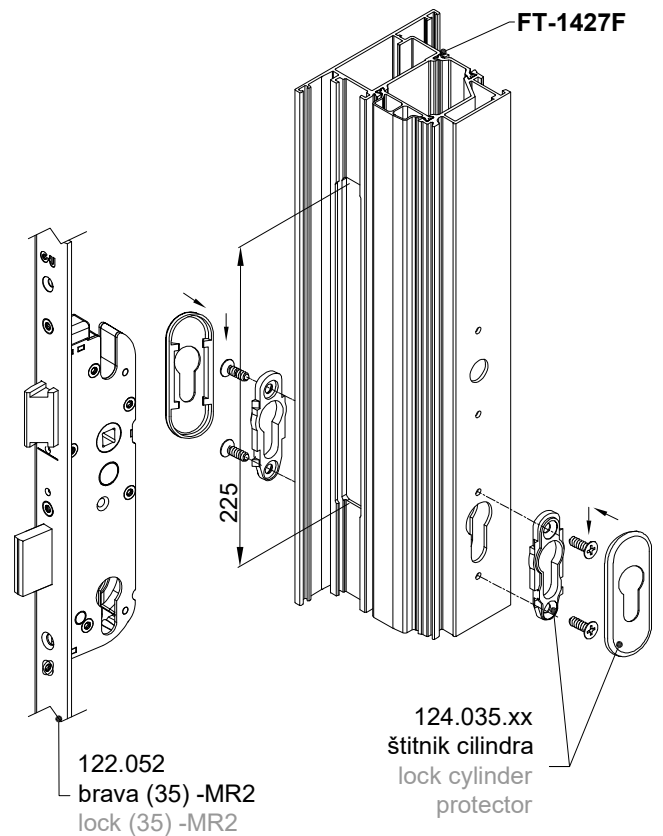
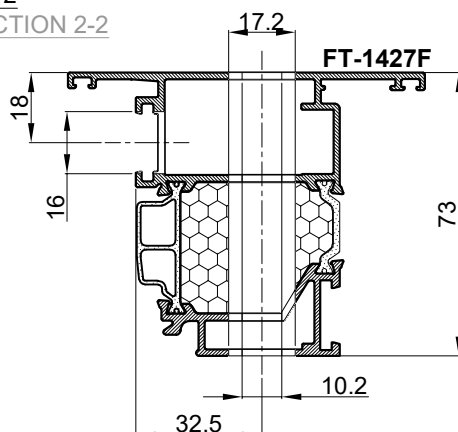
OBRADA PROFILA KRILA VRATA (otvaranje vani) ZA ZA KUTIJU BRAVE - 122.052 (GU)  
PROCESSING OF DOOR LEAF PROFILE (outwards opening) FOR LOCK CASE - 122.052 (GU)



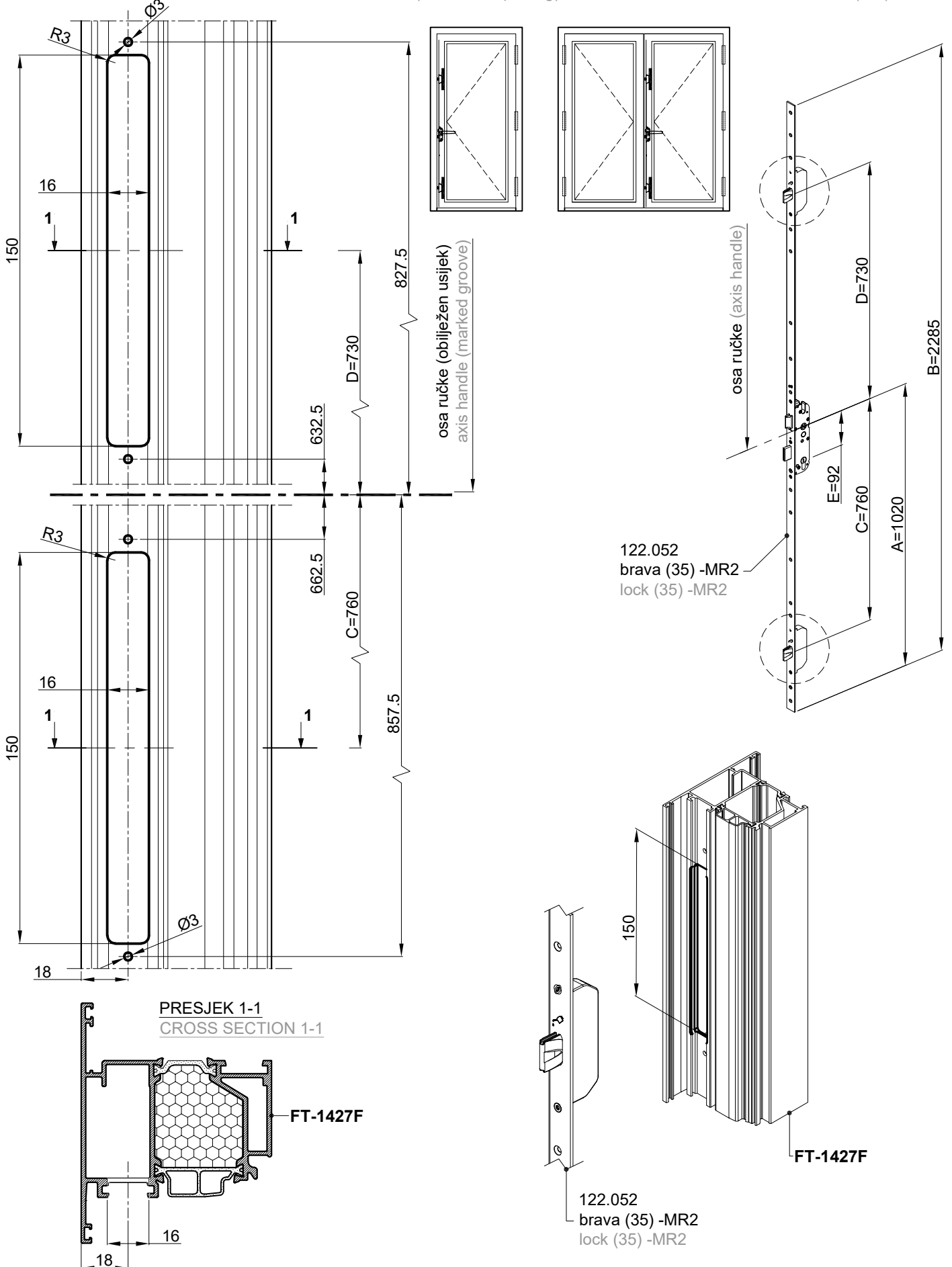
PRESJEK 1-1  
CROSS SECTION 1-1



PRESJEK 2-2  
CROSS SECTION 2-2

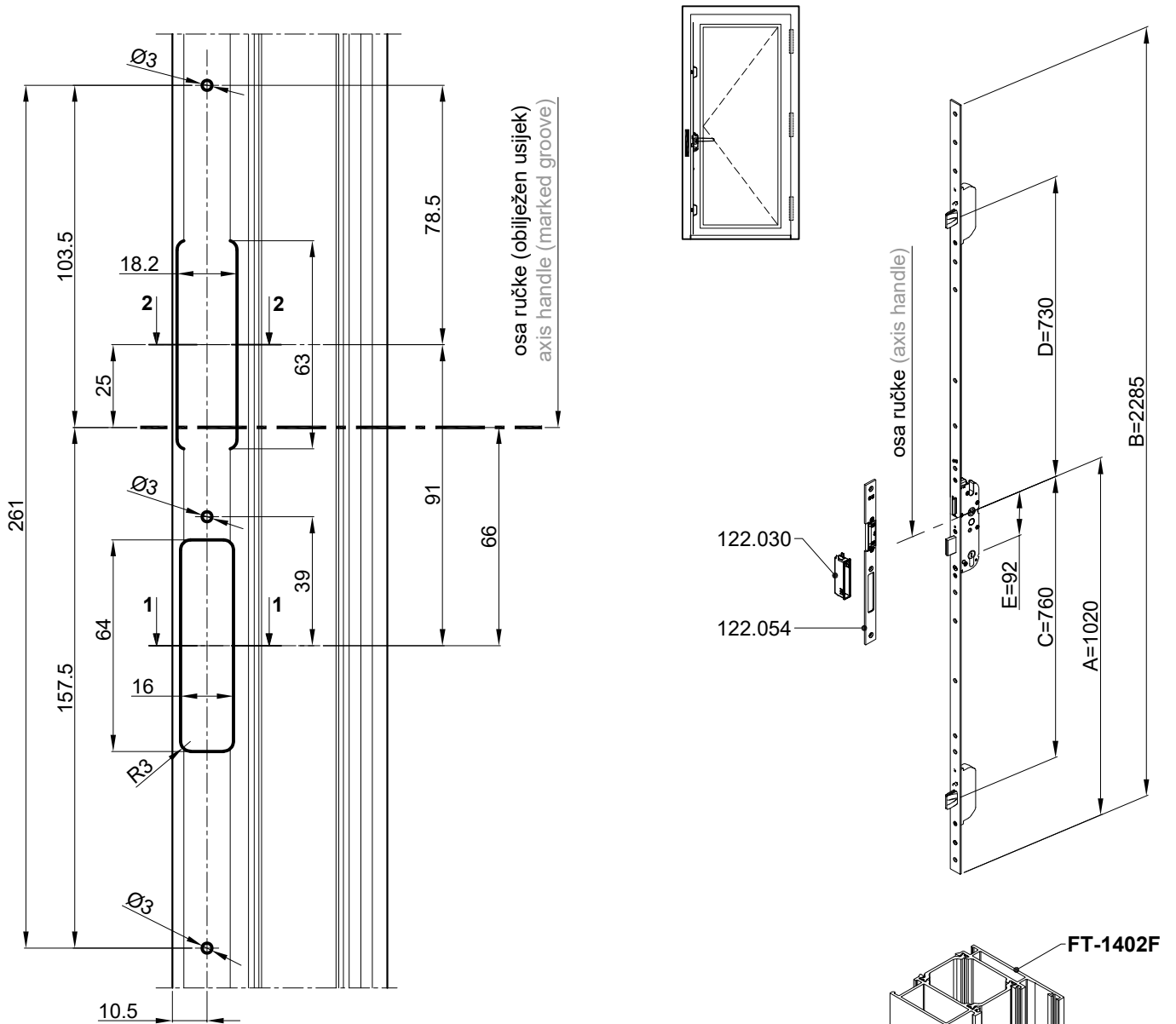


OBRADA PROFILA KRILA VRATA (otvaranje vani) ZA KUTIJU MASIVNOG ZASUNA - 122.052 (GU)  
 PROCESSING OF DOOR LEAF PROFILE (outwards opening) FOR MASSIVE BOLT CASE - 122.052 (GU)



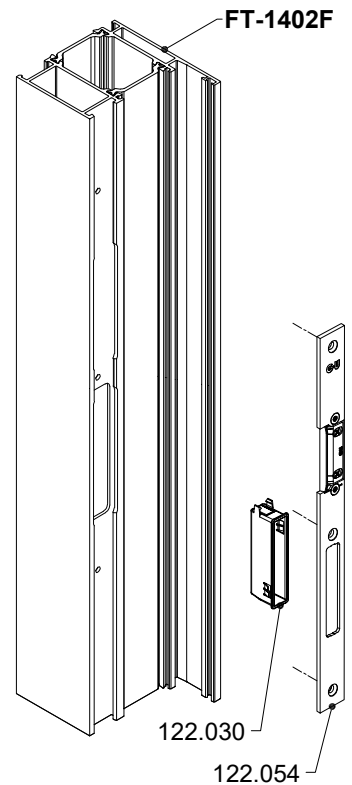
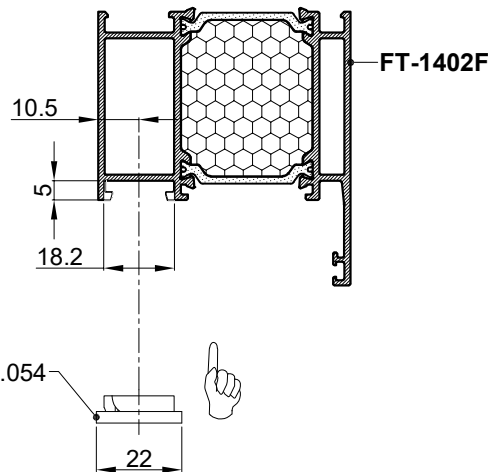
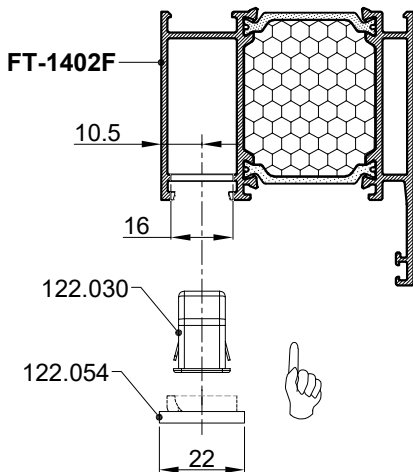


OBRADA PROFILA RAMA VRATA (otvaranje vani) ZA PRIHVATNI LIM 122.054 (GU)  
PROCESSING OF DOOR FRAME PROFILE (outwards opening) FOR STRIKING PLATE 122.054 (GU)

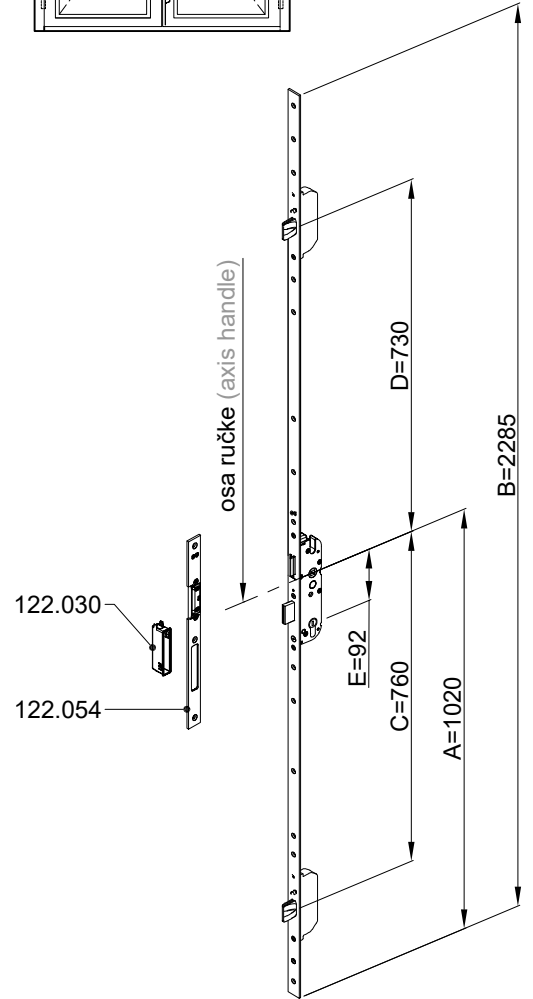

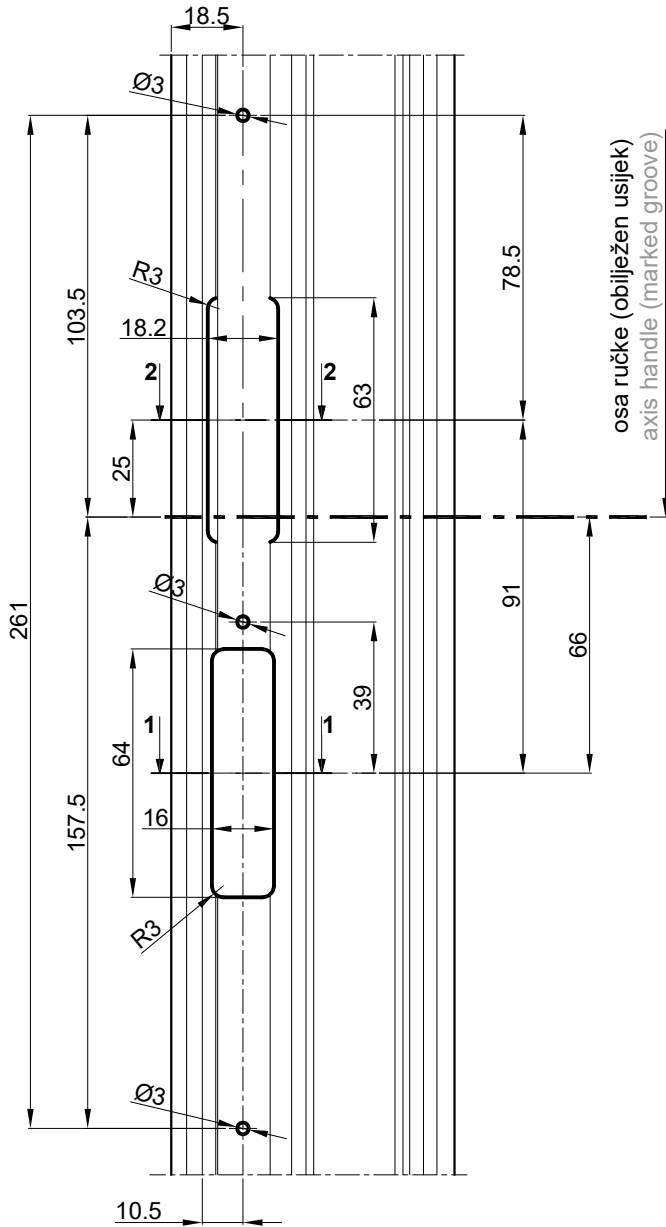


PRESJEK 1-1  
CROSS SECTION 1-1

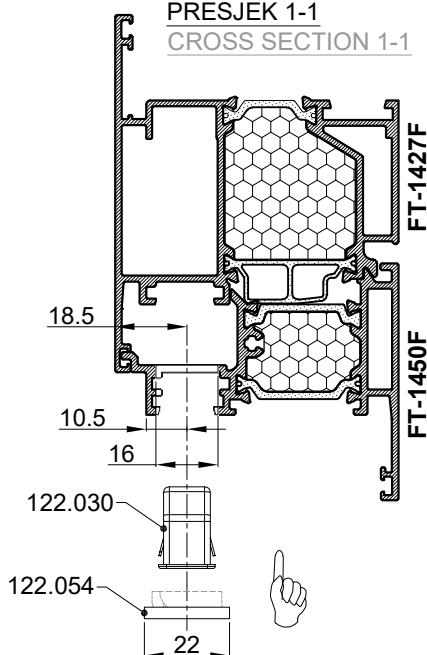
PRESJEK 2-2  
CROSS SECTION 2-2



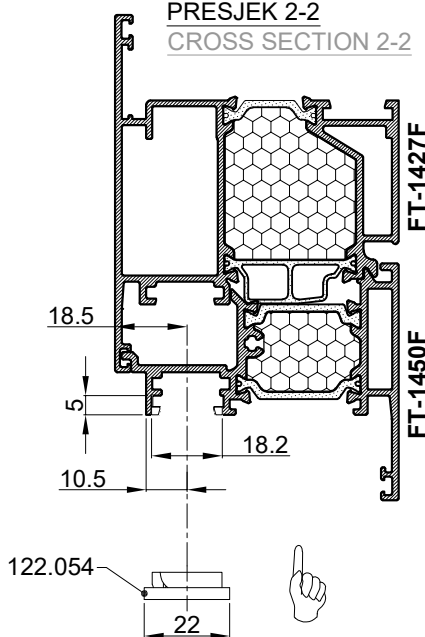
OBRADA PROFILA KOMBATUTE VRATA (otvaranje vani) ZA PRIHVATNI LIM 122.054 (GU)  
 PROCESSING OF DOOR FLYING MULLION PROFILE (outwards opening) FOR STRIKING PLATE 122.054 (GU)



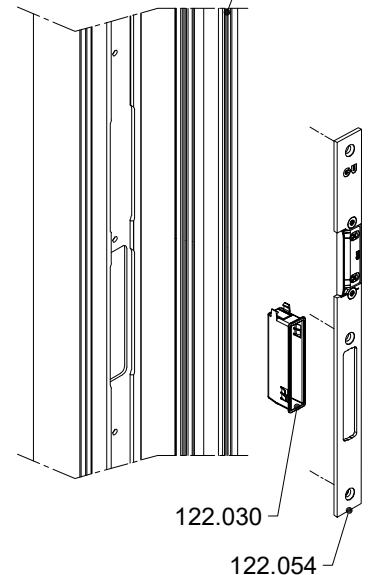
PRESJEK 1-1  
CROSS SECTION 1-1



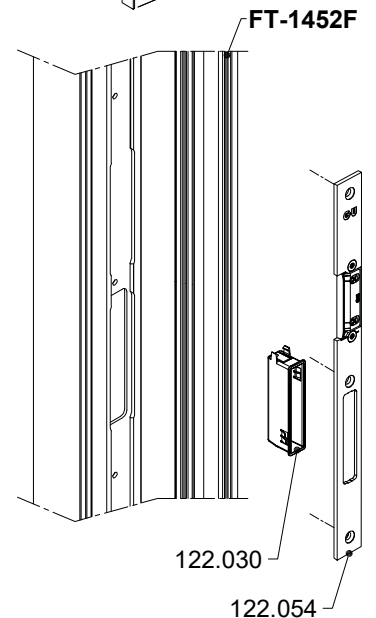
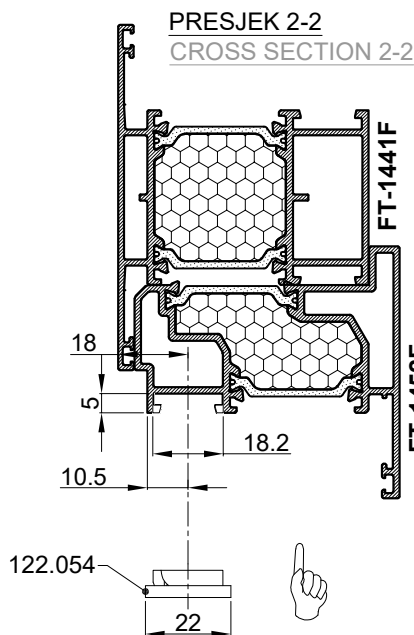
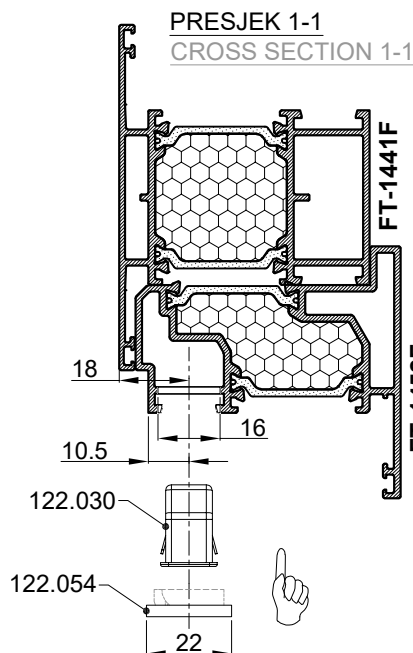
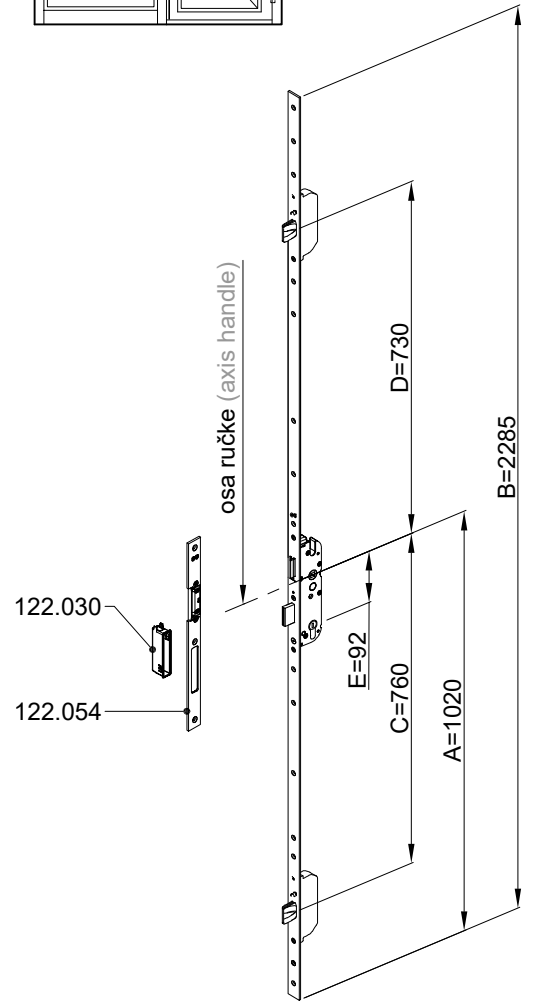
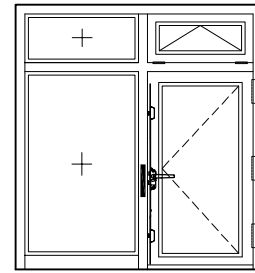
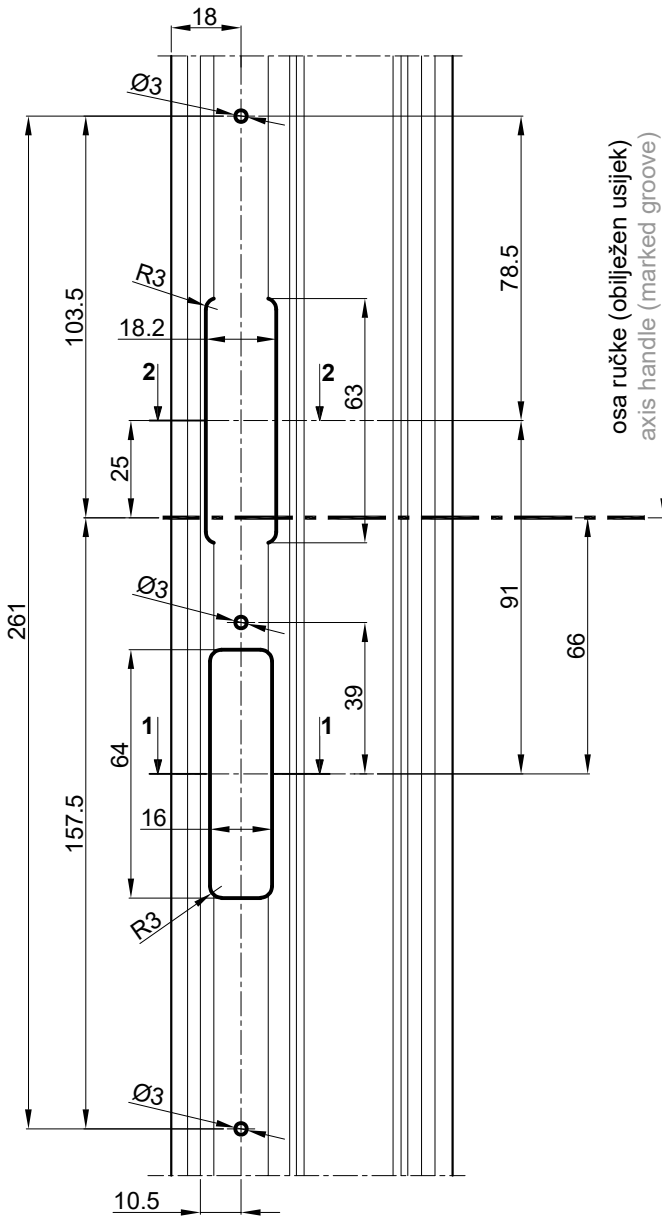
PRESJEK 2-2  
CROSS SECTION 2-2



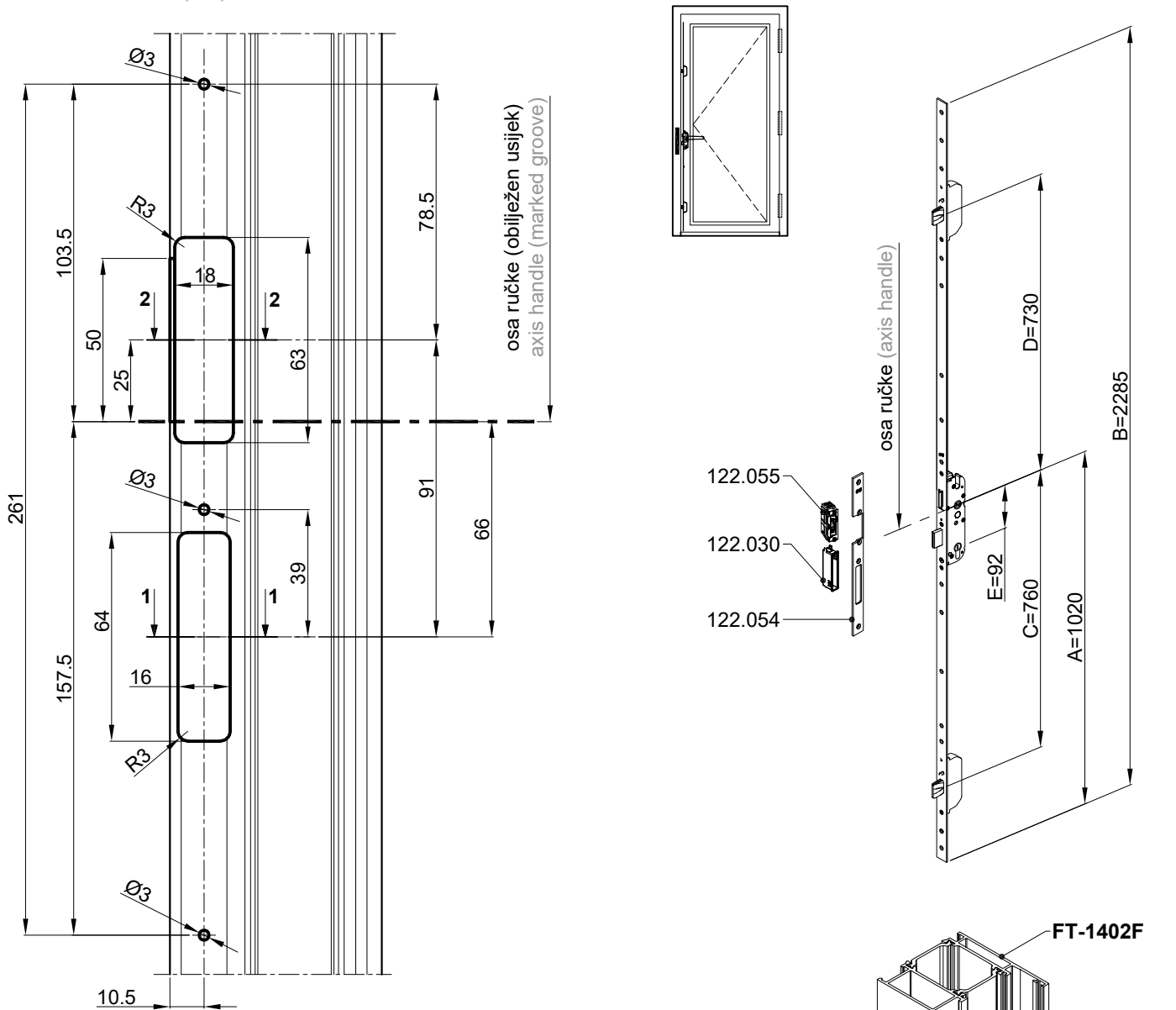
FT-1450F



OBRADA PROFILA KOMBATUTE VRATA FT-1452F (otvaranje vani) ZA PRIHVATNI LIM 122.054 (GU)  
 PROCESSING OF DOOR FLYING MULLION PROFILE FT-1452F (outwards opening) FOR STRIKING PLATE 122.054 (GU)

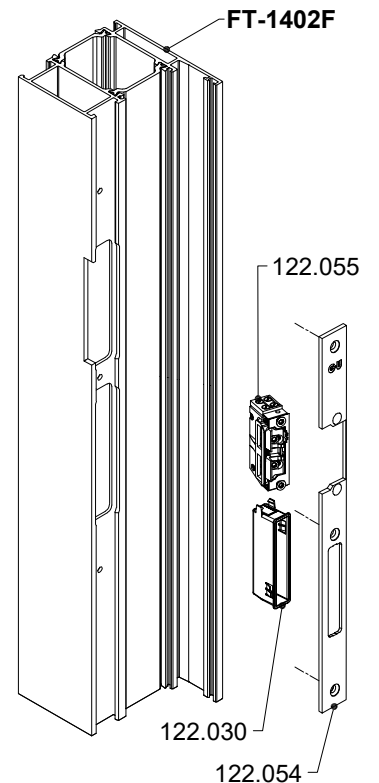
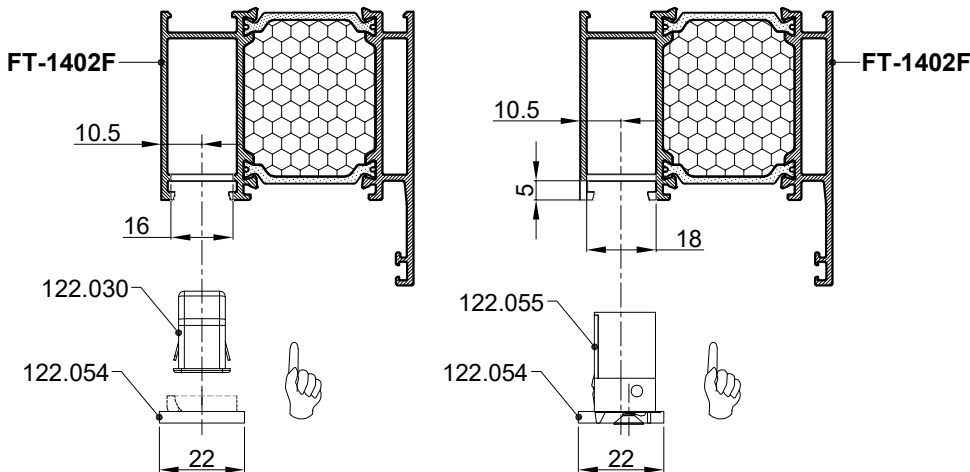


OBRADA PROFILA RAMA VRATA (otvaranje vani) ZA PRIHVATNI LIM 122.054 I ELEKTRO OTVARAČ 122.055 (GU)  
 PROCESSING OF DOOR FRAME PROFILE (outwards opening) FOR STRIKING PLATE 122.054 AND ELECTRICAL  
 OPENER 122.055 (GU)

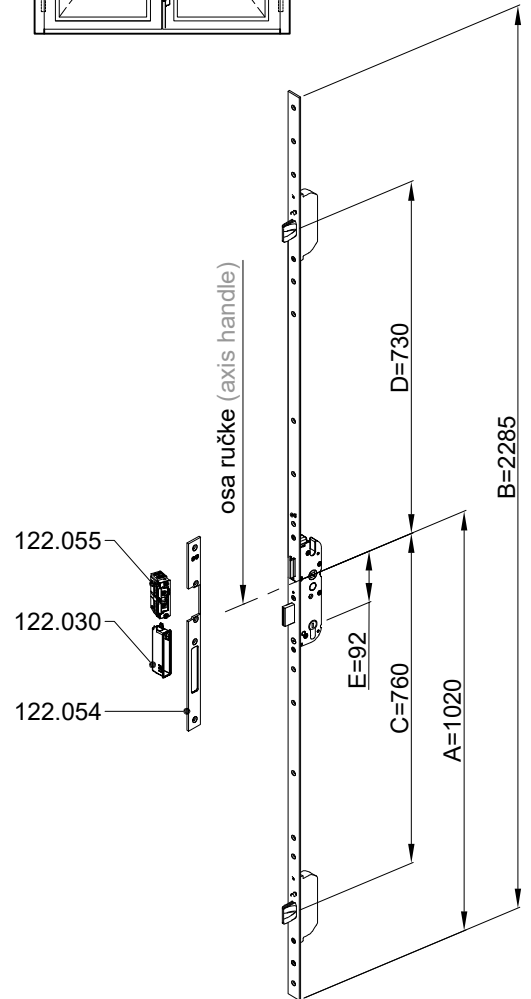

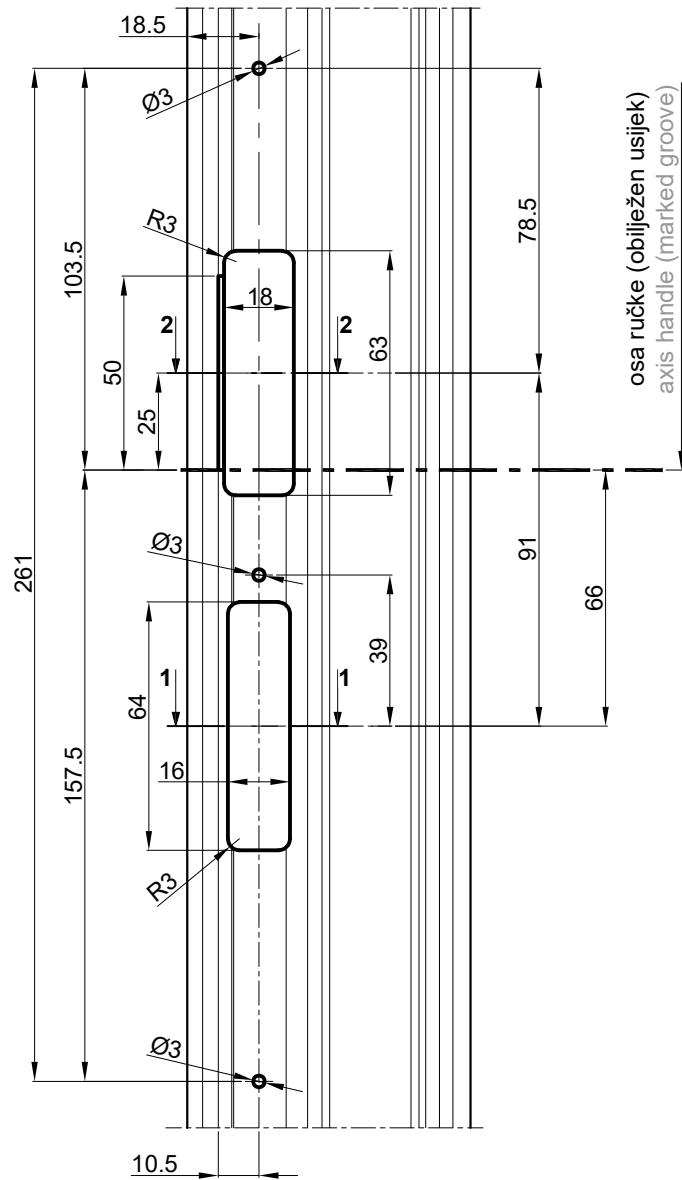


**PRESJEK 1-1**  
CROSS SECTION 1-1

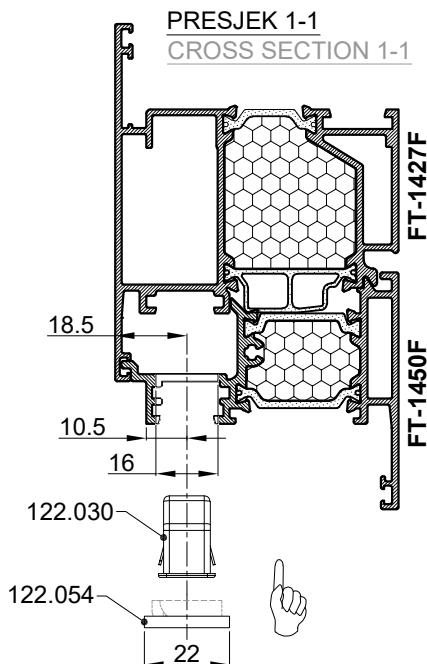
**PRESJEK 2-2**  
CROSS SECTION 2-2



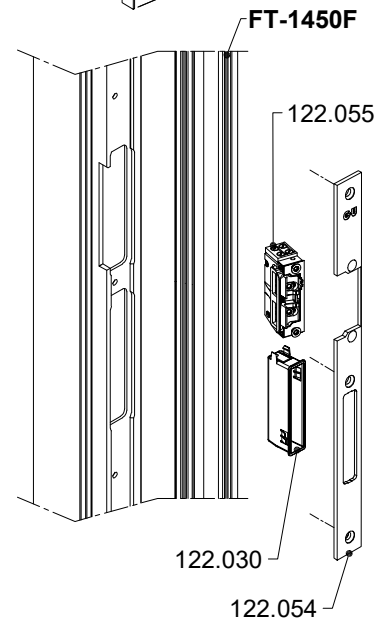
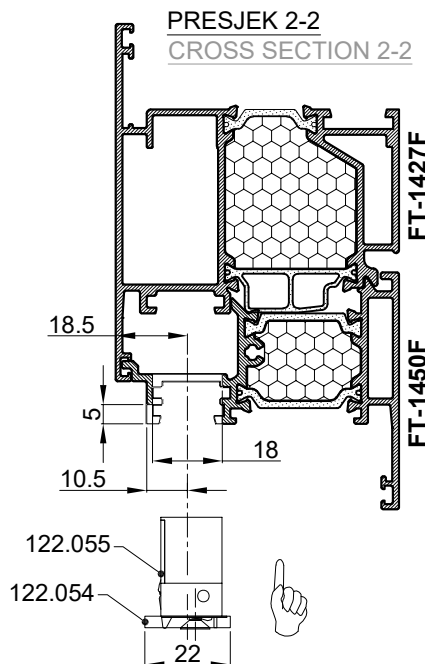
OBRADA PROFILA KOMBATUTE VRATA (otvaranje vani) ZA PRIHVATNI LIM 122.054 I ELEKTRO OTVARAČ 122.055 (GU)  
 PROCESSING OF DOOR FLYING MULLION PROFILE (outwards opening) FOR STRIKING PLATE 122.054 AND ELECTRICAL  
 OPENER 122.055 (GU)



PRESJEK 1-1  
CROSS SECTION 1-1

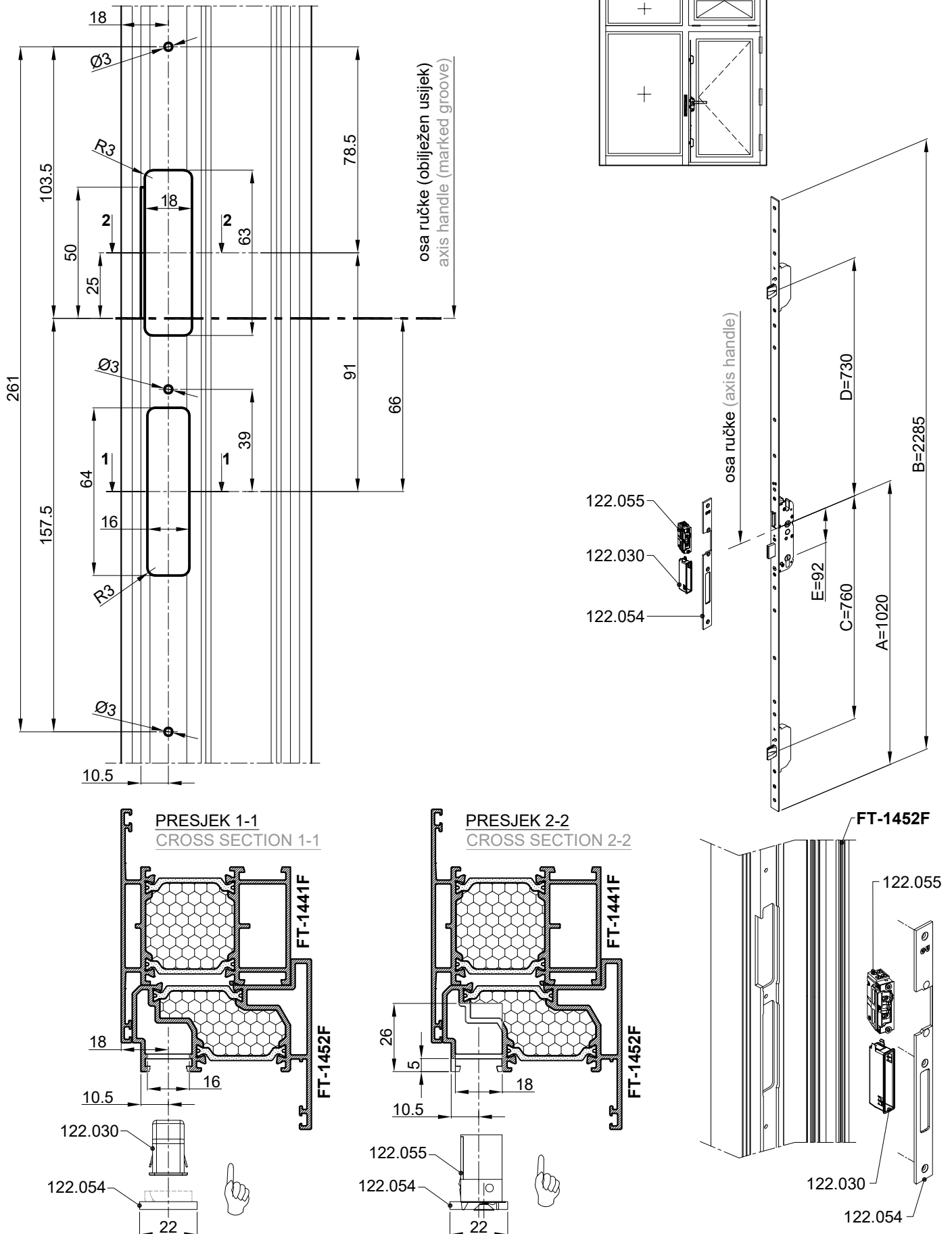


PRESJEK 2-2  
CROSS SECTION 2-2

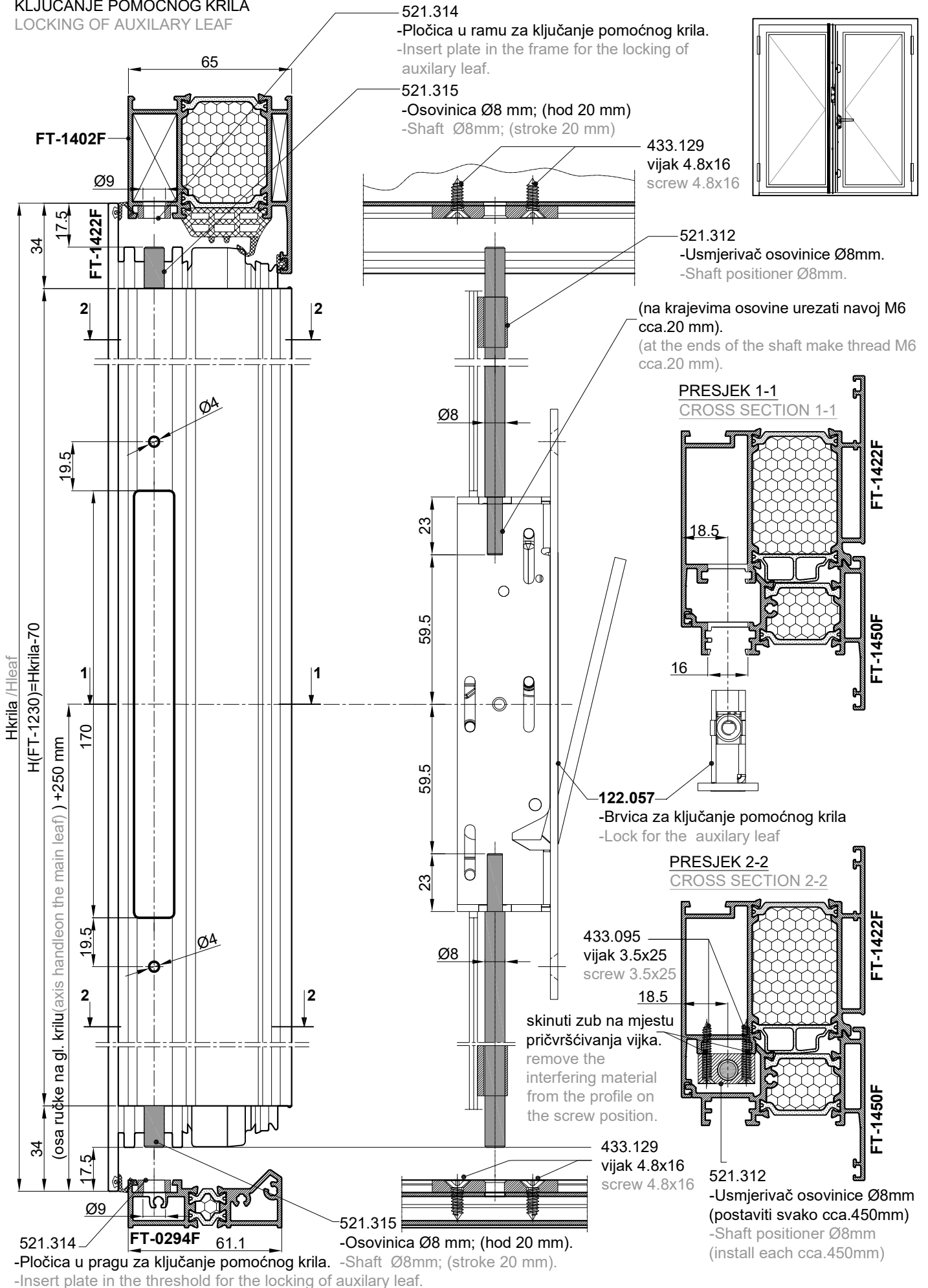


OBRADA PROFILA KOMBATUTE VRATA FT-1452F (otvaranje vani) ZA PRIHVATNI LIM 122.054 I ELEKTRO OTVARAČ 122.055 (GU)

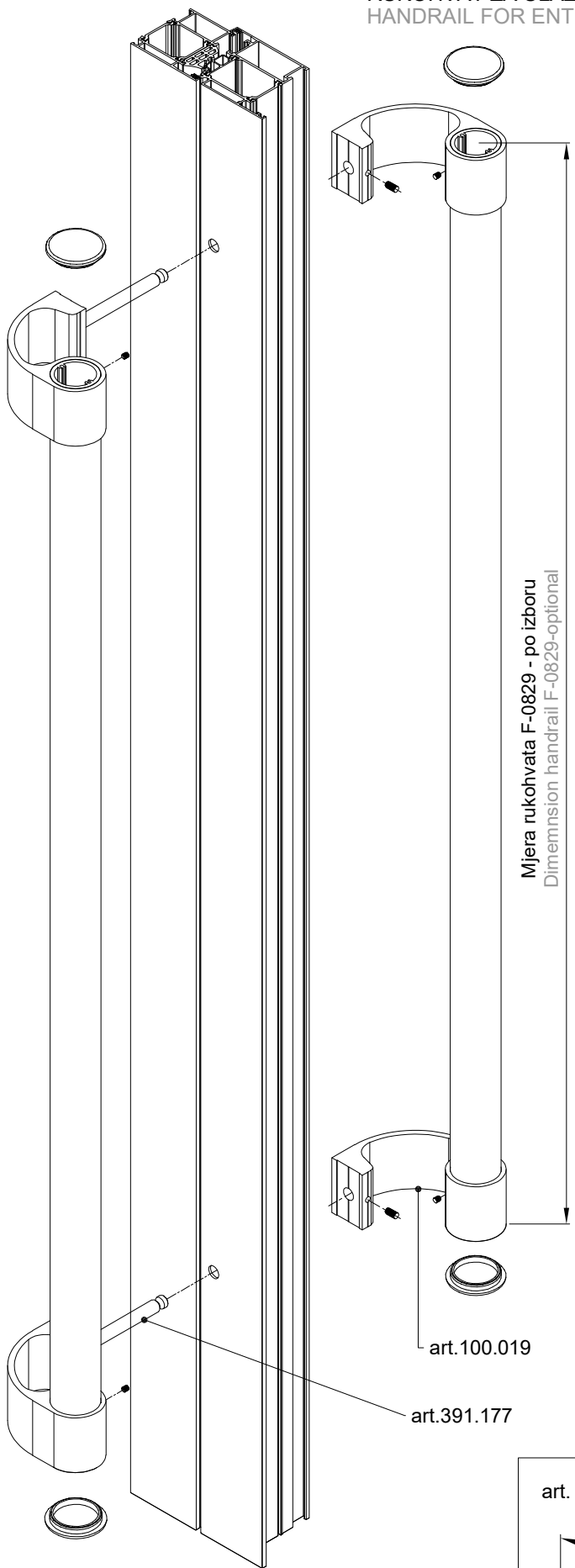
PROCESSING OF DOOR FLYING MULLION PROFILE FT-1452F (outwards opening) FOR STRIKING PLATE 122.054 AND ELECTRICAL OPENER 122.055 (GU)



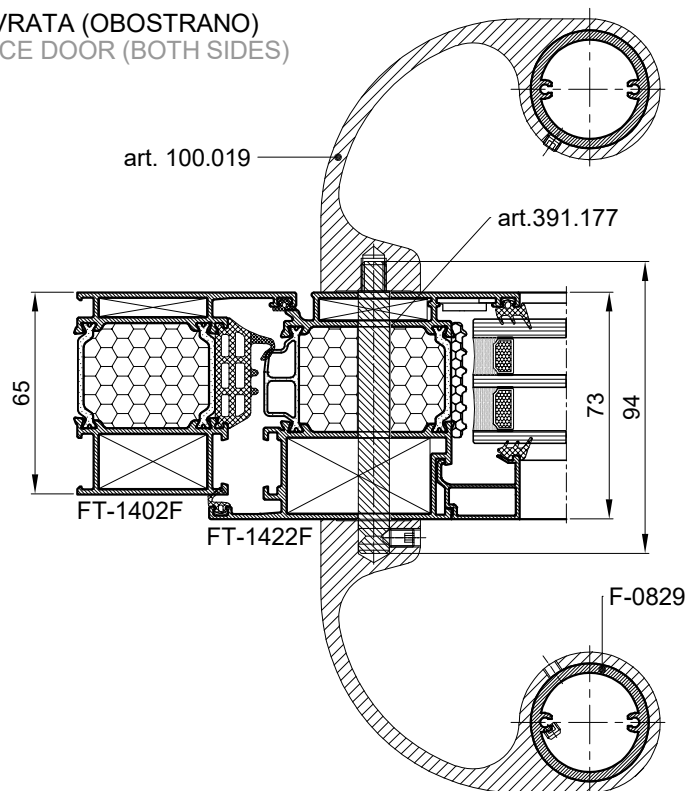
### KLJUČANJE POMOĆNOG KRILA LOCKING OF AUXILIARY LEAF



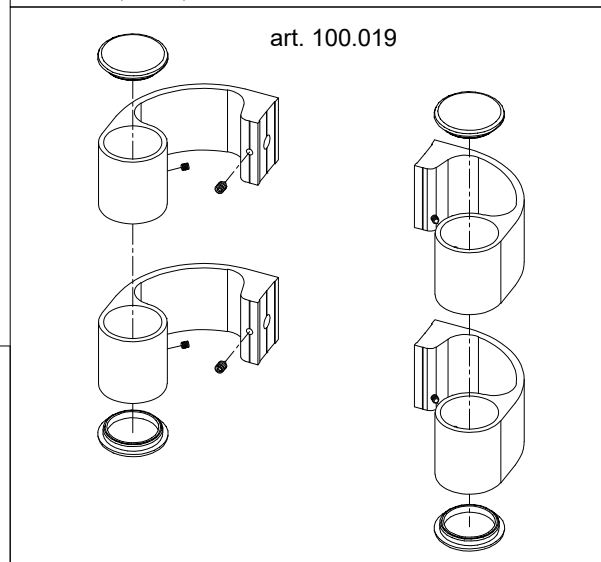
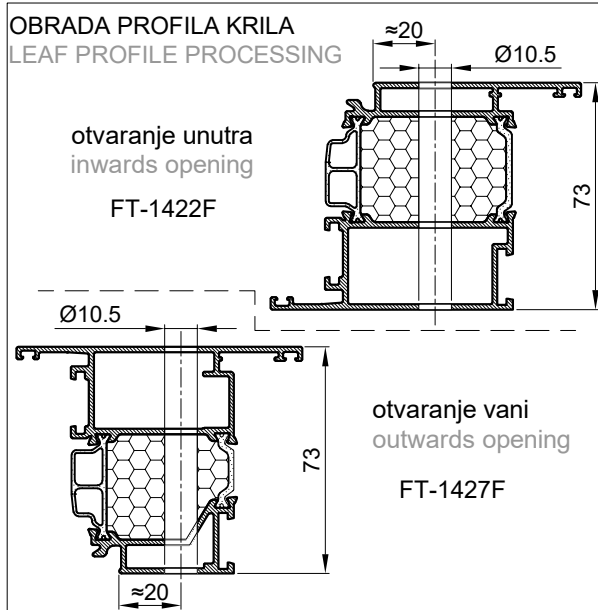
### RUKOHVAT ZA ULAZNA VRATA (OBOSTRANO) HANDRAIL FOR ENTRANCE DOOR (BOTH SIDES)



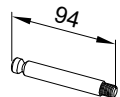
Mjera rukohvata F-0829 - po izboru  
Dimension handrail F-0829-optional



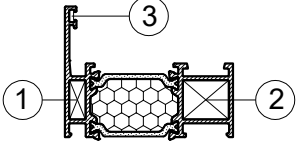
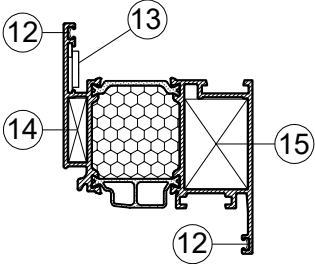
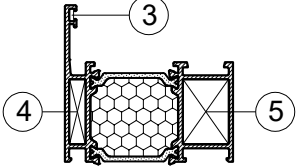
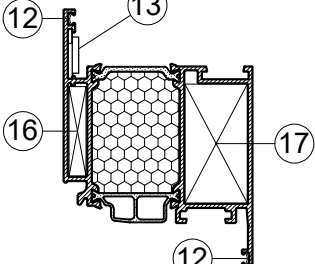
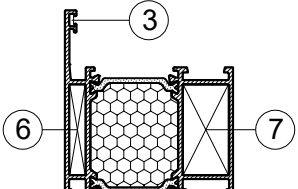
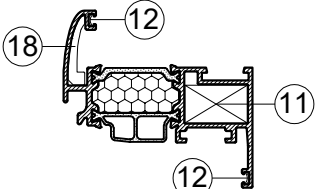
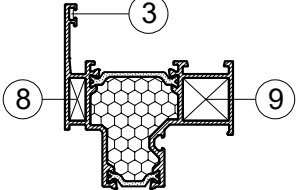
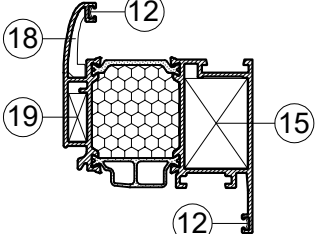
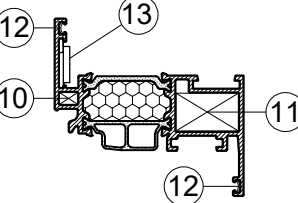
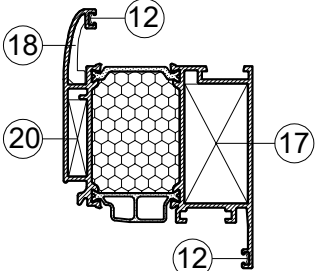
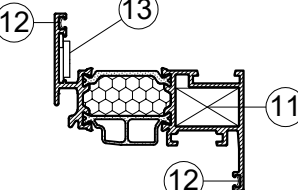
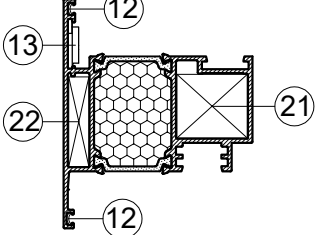
### OBRADA PROFILA KRILA LEAF PROFILE PROCESSING



art. 391.177



### PRIKAZ KUTNIKA U PROFILIMA DISPLAY OF CORNER BRACKETS IN PROFILES

<b>FT-1401F</b> 	① 710.576	<b>FT-1421F</b> 	⑭ 710.157
	② 710.577		⑮ 710.586
	③ 710.578		⑬ 731.010
	③ 730.002		⑫ 730.001
<b>FT-1400F</b> 	④ 710.555	<b>FT-1422F</b> 	⑯ 710.401
	⑤ 710.556		⑰ 710.581
	③ 710.569		⑬ 731.010
	③ 730.002		⑫ 730.001
<b>FT-1402F</b> 	⑥ 710.579	<b>FT-1423F</b> 	⑪ 710.571
	⑦ 710.409		⑱ 730.004
	③ 710.580		⑫ 730.001
	③ 730.002		
<b>FT-1403F</b> 	⑧ 725.032	<b>FT-1424F</b> 	⑮ 710.586
	⑨ 710.592		⑲ 710.129
	③ 710.593		⑱ 730.004
	③ 730.002		⑫ 730.001
<b>FT-1420F</b> 	⑩ 710.570	<b>FT-1425F</b> 	⑳ 710.216
	⑪ 710.571		⑰ 710.581
	⑬ 731.010		⑰ 710.582
	⑫ 730.001		⑱ 730.004
<b>FT-1428F</b> 	⑪ 710.571	<b>FT-1426F</b> 	㉒ 710.594
	⑬ 731.010		㉑ 710.595
	⑫ 730.001		㉑ 710.596
			⑬ 731.010

### PRIKAZ KUTNIKA U PROFILIMA DISPLAY OF CORNER BRACKETS IN PROFILES

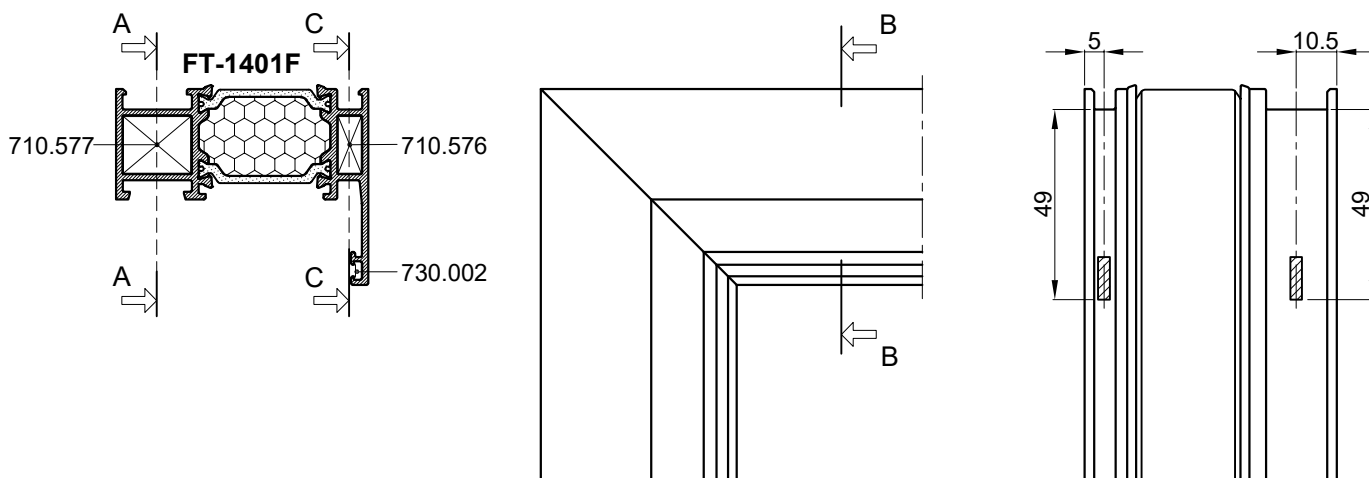
FT-1427F		14	710.157	FT-0293F		25	725.121
		15	710.586			26	710.436
			710.587				12
		13	731.010				
		12	730.001				
FT-1430F		10	710.570				
		23	710.588				
			710.589				
		13	731.010				
		12	730.001				
FT-1434F		23	710.588				
			710.589				
		13	731.010				
		12	730.001				
		FT-1431F		12	710.157		
24	710.590						
	710.591						
13	731.010						
12	730.001						
FT-1432F		23	710.588				
			710.589				
		18	731.010				
		12	730.001				
		FT-1433F		24	710.590		
710.591							
19	710.129						
18	730.004						
12	730.001						

### SPAJANJE PROFILA FT-1401F KUTNICIMA; 710.576 i 710.577

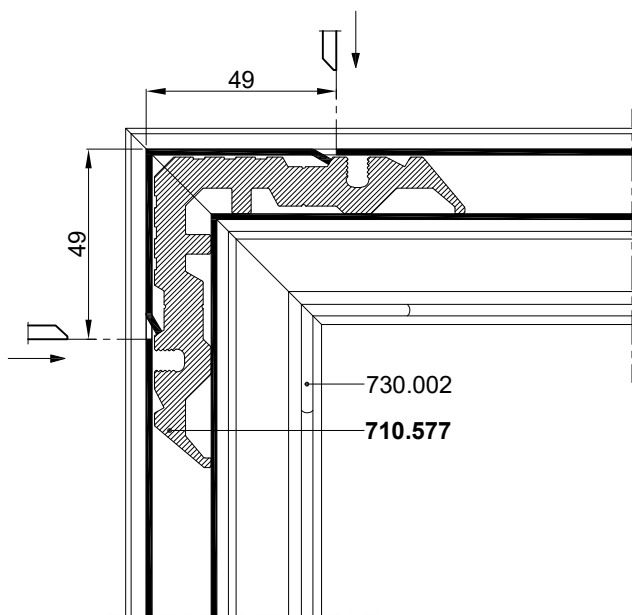
CONNECTION OF PROFILES FT-1401F WITH CORNER BRACKETS; 710.576 and 710.577

#### PRESJEK B-B

CROSS SECTION B-B

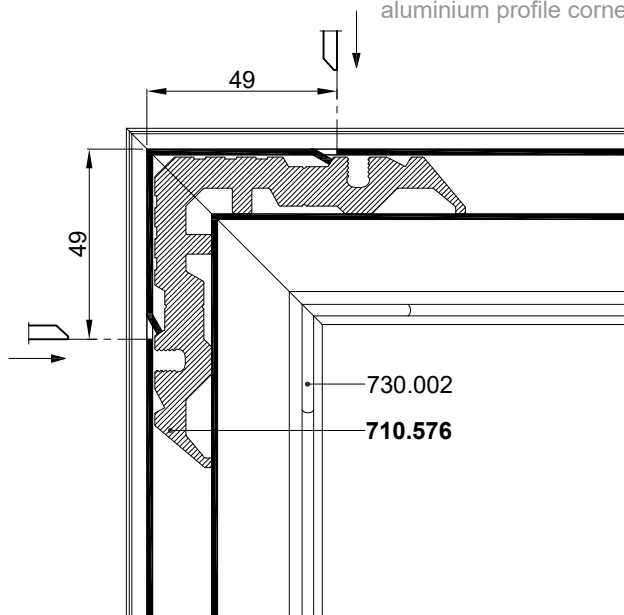


Spajanje kutnikom 710.577  
uprešavanjem stijenke  
profila u kutnu spojnicu  
Corn. brac. connection 710.577  
aluminium profile corner crimping

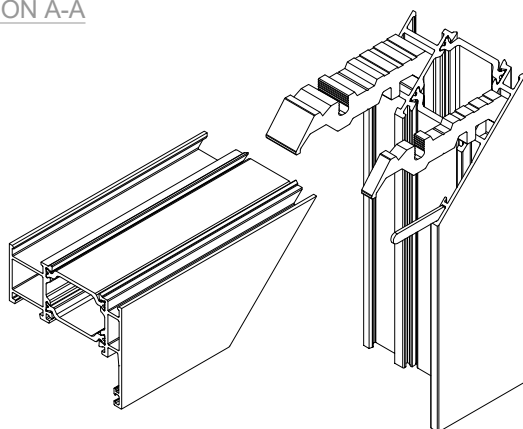


PRESJEK A-A  
CROSS SECTION A-A

Spajanje kutnikom 710.576  
uprešavanjem stijenke  
profila u kutnu spojnicu  
Corn. brac. connection 710.576  
aluminium profile corner crimping



PRESJEK C-C  
CROSS SECTION C-C

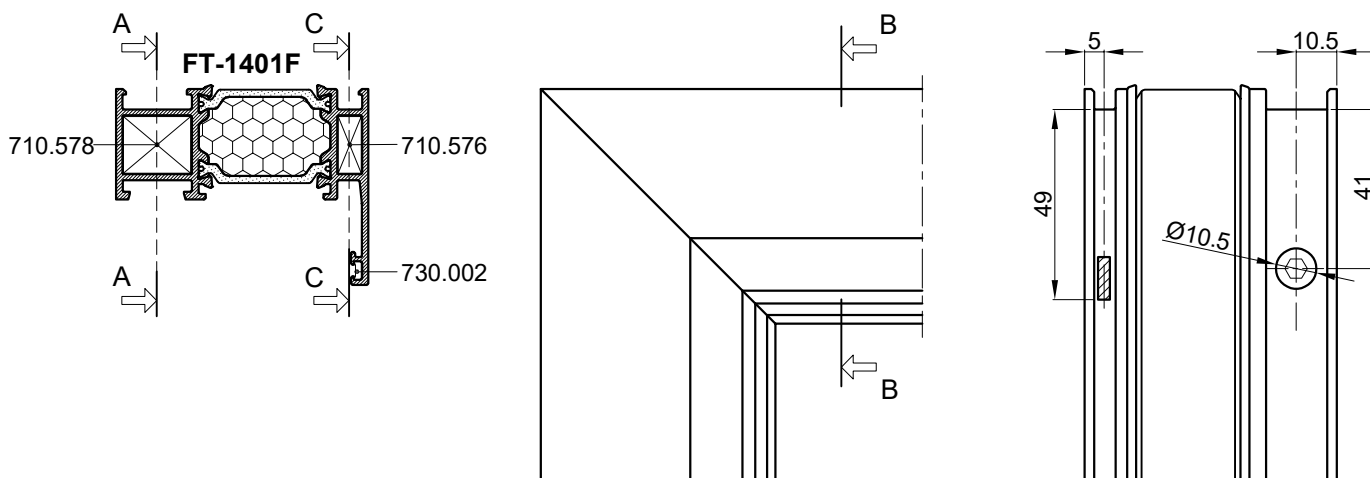


### SPAJANJE PROFILA FT-1401F KUTNICIMA; 710.576 i 710.578

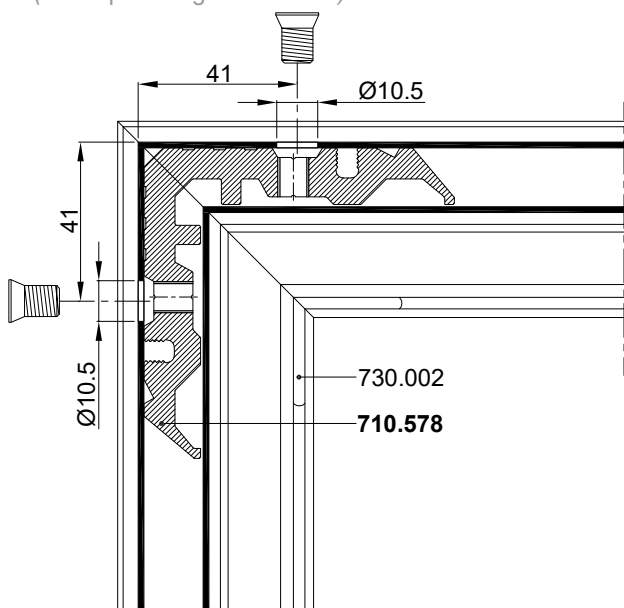
CONNECTION OF PROFILES FT-1401F WITH CORNER BRACKETS; 710.576 and 710.578

#### PRESJEK B-B

CROSS SECTION B-B

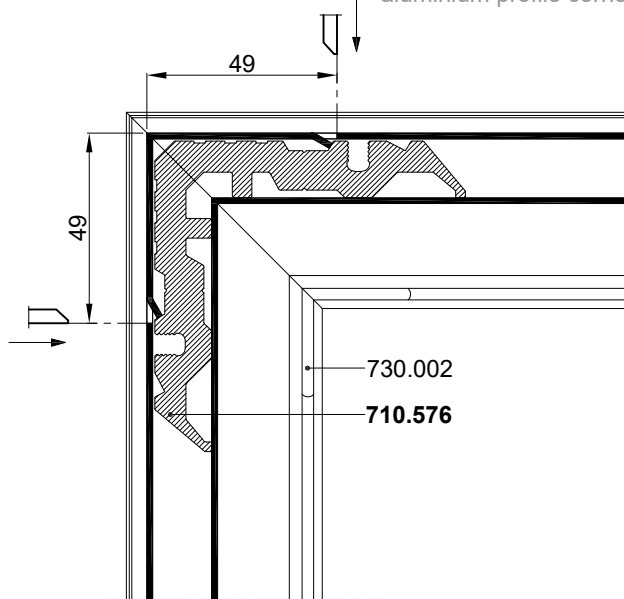


Spajanje kutnikom 710.578  
vijcima M8x13 -tip Feal-(štanca S1)  
Corner bracket connection 710.578  
screws M8x13 -type Feal-  
(metal punching machine S1)

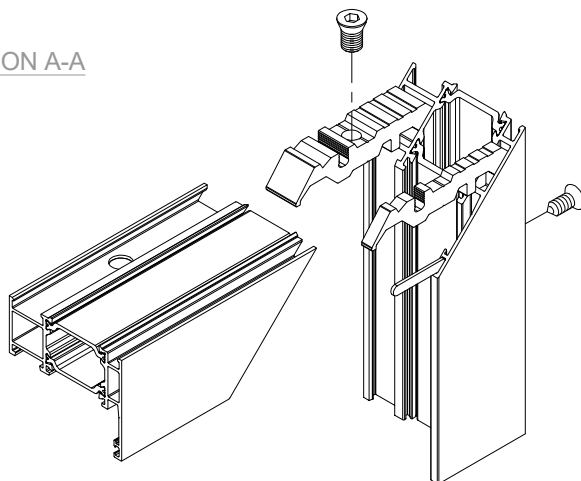


PRESJEK A-A  
CROSS SECTION A-A

Spajanje kutnikom 710.576  
uprešavanjem stijenke  
profila u kutnu spojnicu  
Corn. brac. connection 710.576  
aluminium profile corner crimping



PRESJEK C-C  
CROSS SECTION C-C

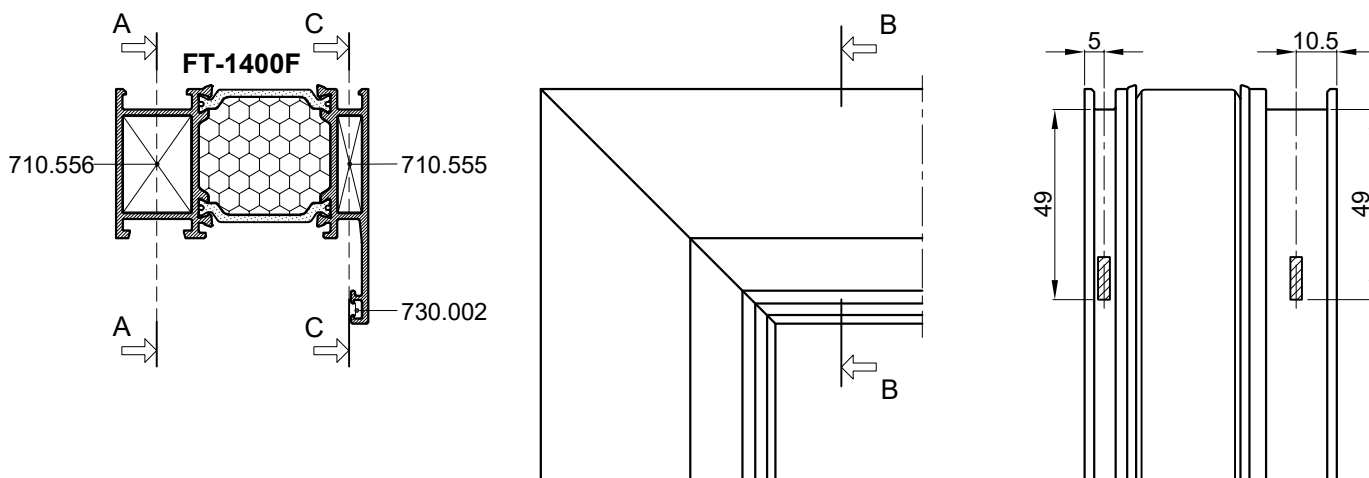


### SPAJANJE PROFILA FT-1400F KUTNICIMA; 710.555 i 710.556

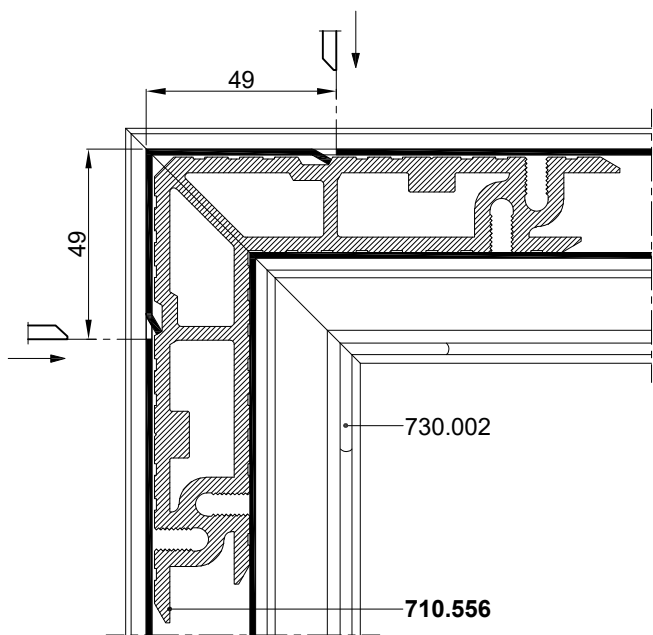
CONNECTION OF PROFILES FT-1400F WITH CORNER BRACKETS; 710.555 and 710.556

#### PRESJEK B-B

CROSS SECTION B-B



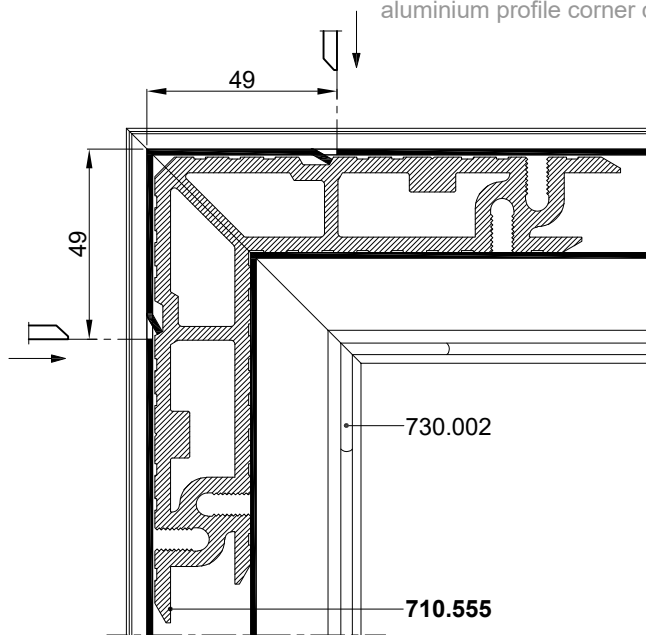
Spajanje kutnikom 710.556  
uprešavanjem stijenke  
profila u kutnu spojnicu  
Corn. brac. connection 710.556  
aluminium profile corner crimping



#### PRESJEK A-A

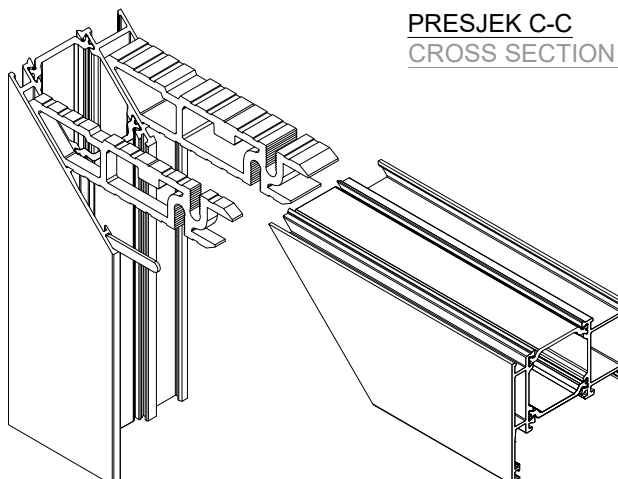
CROSS SECTION A-A

Spajanje kutnikom 710.555  
uprešavanjem stijenke  
profila u kutnu spojnicu  
Corn. brac. connection 710.555  
aluminium profile corner crimping



#### PRESJEK C-C

CROSS SECTION C-C

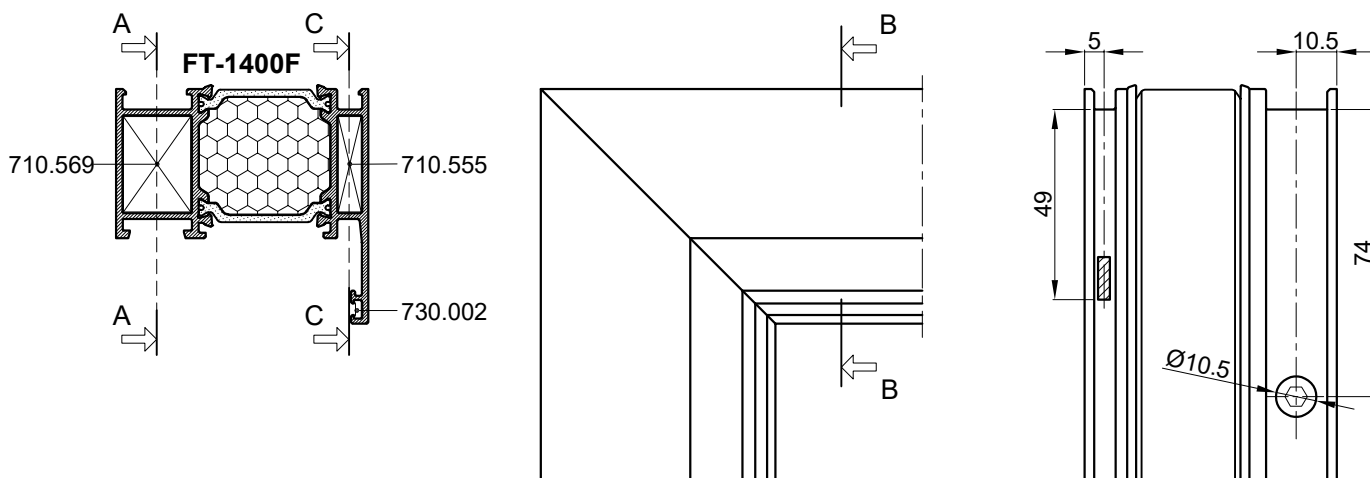


### SPAJANJE PROFILA FT-1400F KUTNICIMA; 710.555 i 710.569

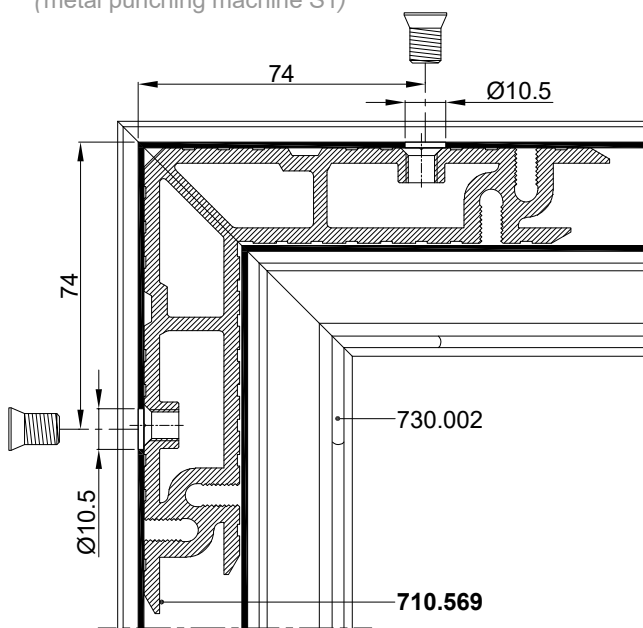
CONNECTION OF PROFILES FT-1400F WITH CORNER BRACKETS; 710.555 and 710.569

#### PRESJEK B-B

CROSS SECTION B-B



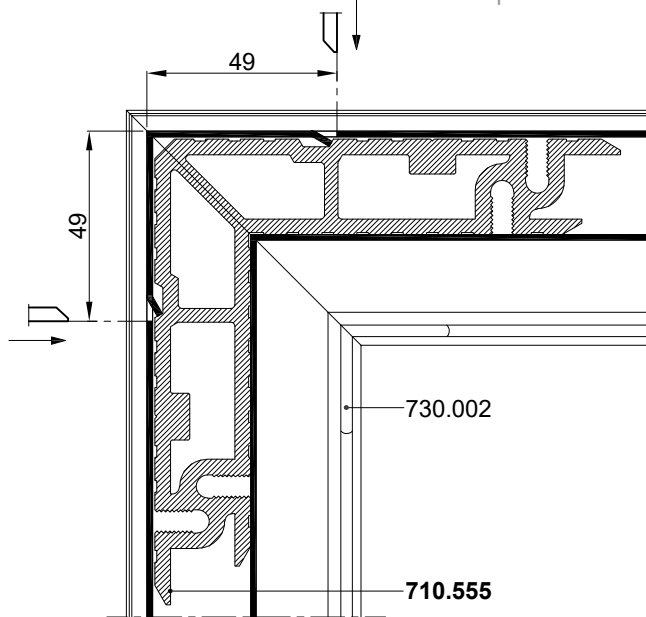
Spajanje kutnikom 710.569  
vijcima M8x13 -tip Feal-(štanca S1)  
Corner bracket connection 710.569  
screws M8x13 -type Feal-  
(metal punching machine S1)



#### PRESJEK A-A

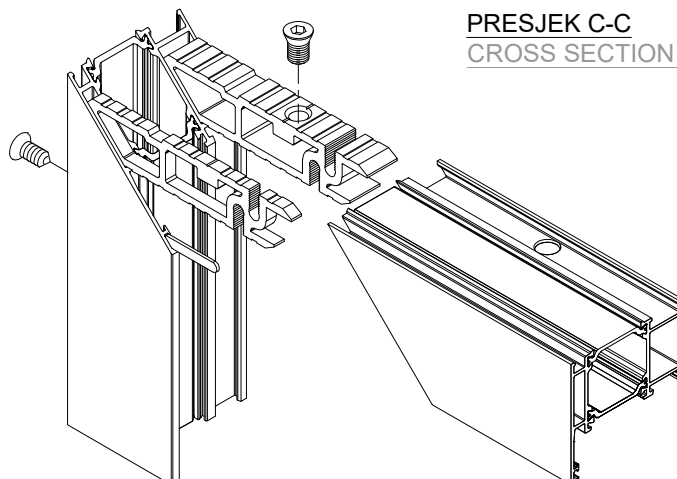
CROSS SECTION A-A

Spajanje kutnikom 710.555  
uprešavanjem stijenke  
profila u kutnu spojnicu  
Corn. brac. connection 710.555  
aluminium profile corner crimping



#### PRESJEK C-C

CROSS SECTION C-C

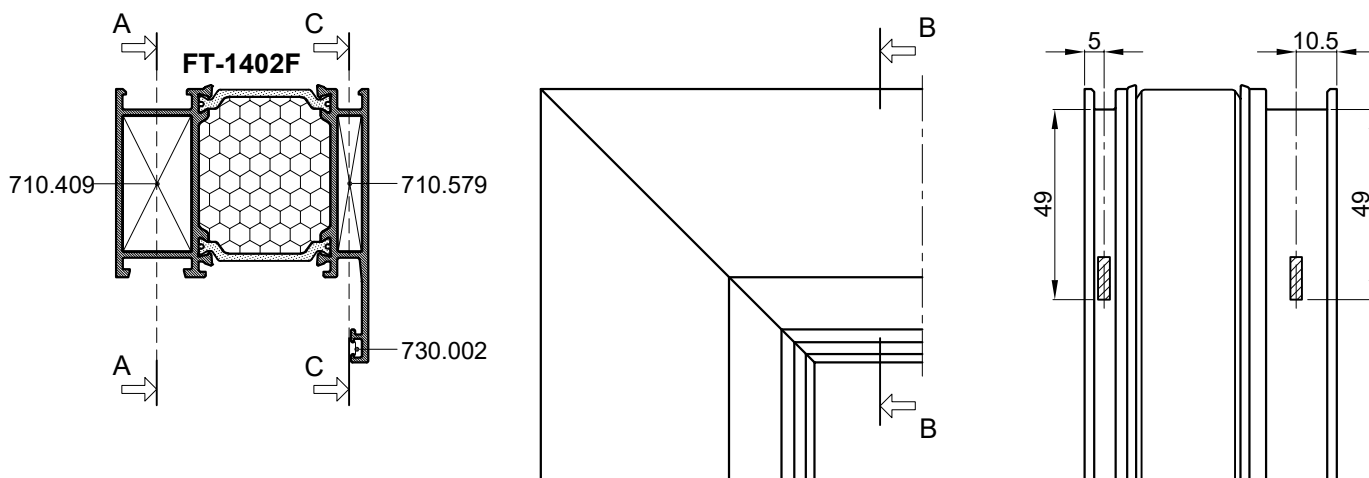


### SPAJANJE PROFILA FT-1402F KUTNICIMA; 710.579 i 710.409

### CONNECTION OF PROFILES FT-1402F WITH CORNER BRACKETS; 710.579 and 710.409

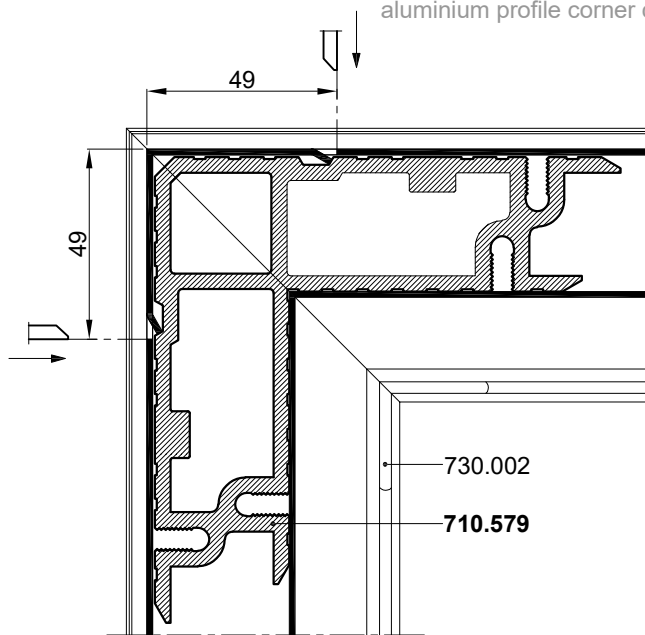
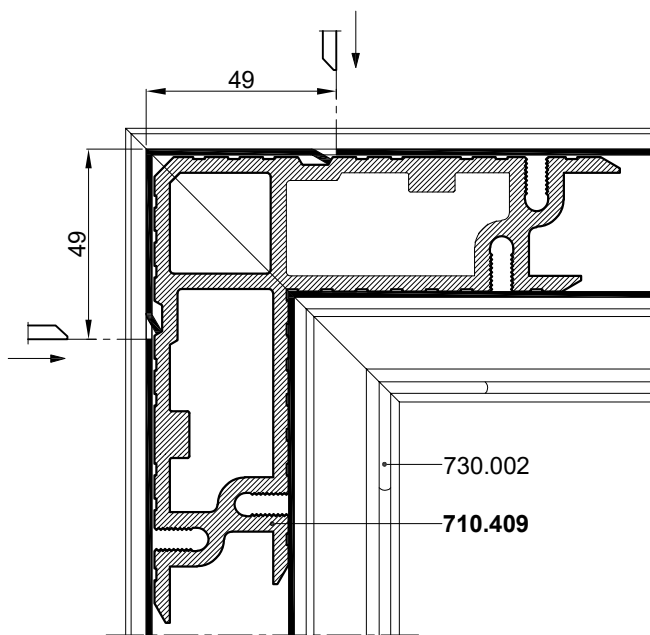
#### PRESJEK B-B

#### CROSS SECTION B-B



Spajanje kutnikom 710.409  
uprešavanjem stijenke  
profila u kutnu spojnicu  
Corn. brac. connection 710.409  
aluminium profile corner crimping

Spajanje kutnikom 710.579  
uprešavanjem stijenke  
profila u kutnu spojnicu  
Corn. brac. connection 710.579  
aluminium profile corner crimping

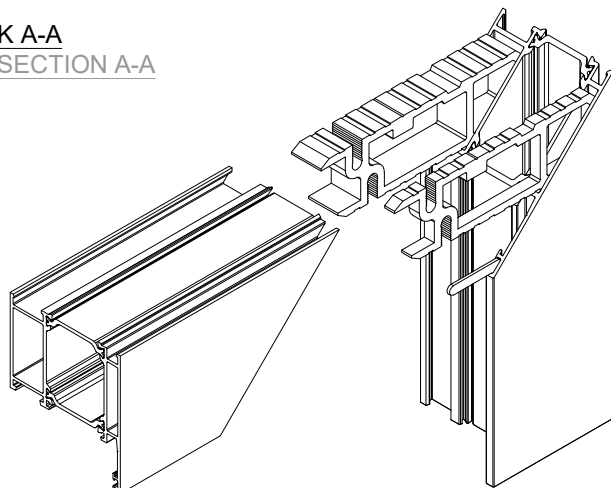


#### PRESJEK A-A

#### CROSS SECTION A-A

#### PRESJEK C-C

#### CROSS SECTION C-C

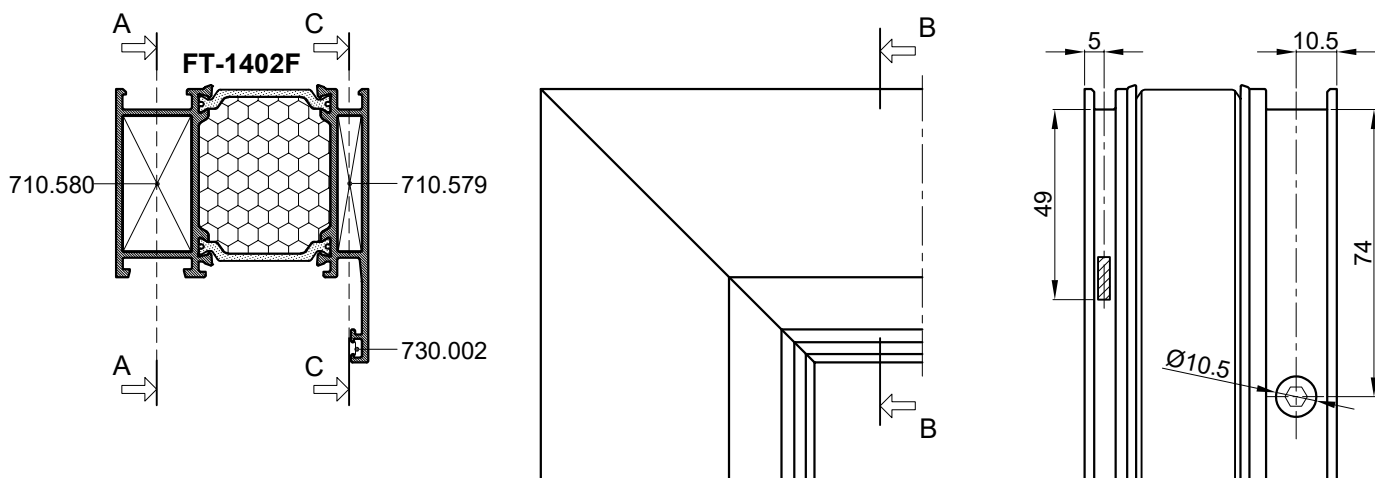


### SPAJANJE PROFILA FT-1402F KUTNICIMA; 710.579 i 710.580

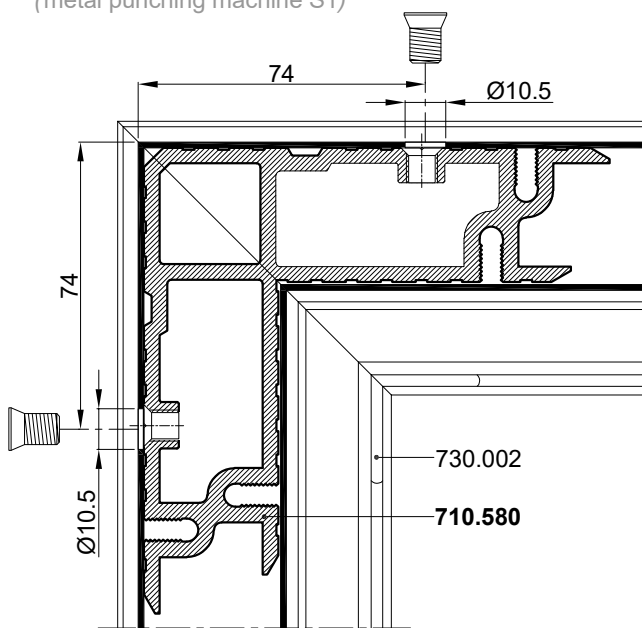
### CONNECTION OF PROFILES FT-1402F WITH CORNER BRACKETS; 710.579 and 710.580

#### PRESJEK B-B

#### CROSS SECTION B-B



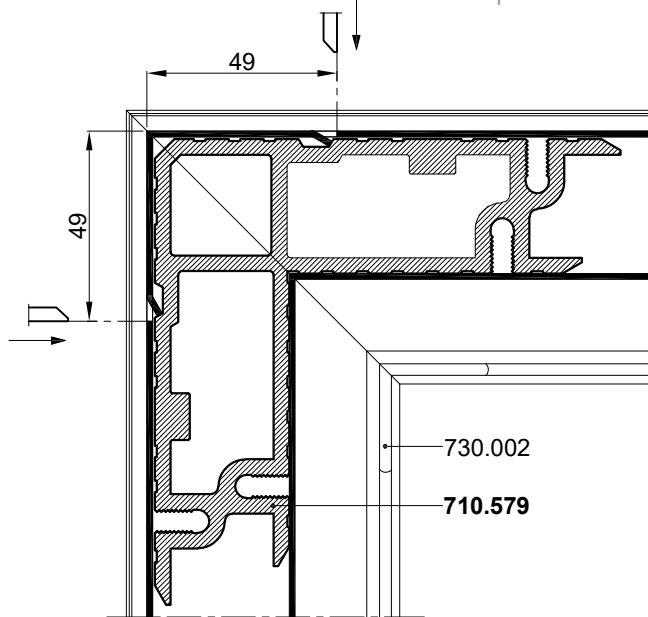
Spajanje kutnikom 710.580  
vjcima M8x13 -tip Feal-(štanca S1)  
Corner bracket connection 710.580  
screws M8x13 -type Feal-  
(metal punching machine S1)



#### PRESJEK A-A

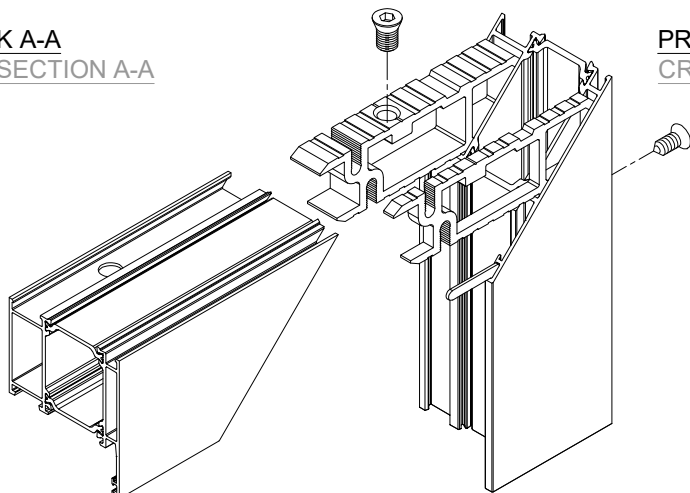
#### CROSS SECTION A-A

Spajanje kutnikom 710.579  
uprešavanjem stijenke  
profila u kutnu spojnicu  
Corn. brac. connection 710.579  
aluminium profile corner crimping



#### PRESJEK C-C

#### CROSS SECTION C-C

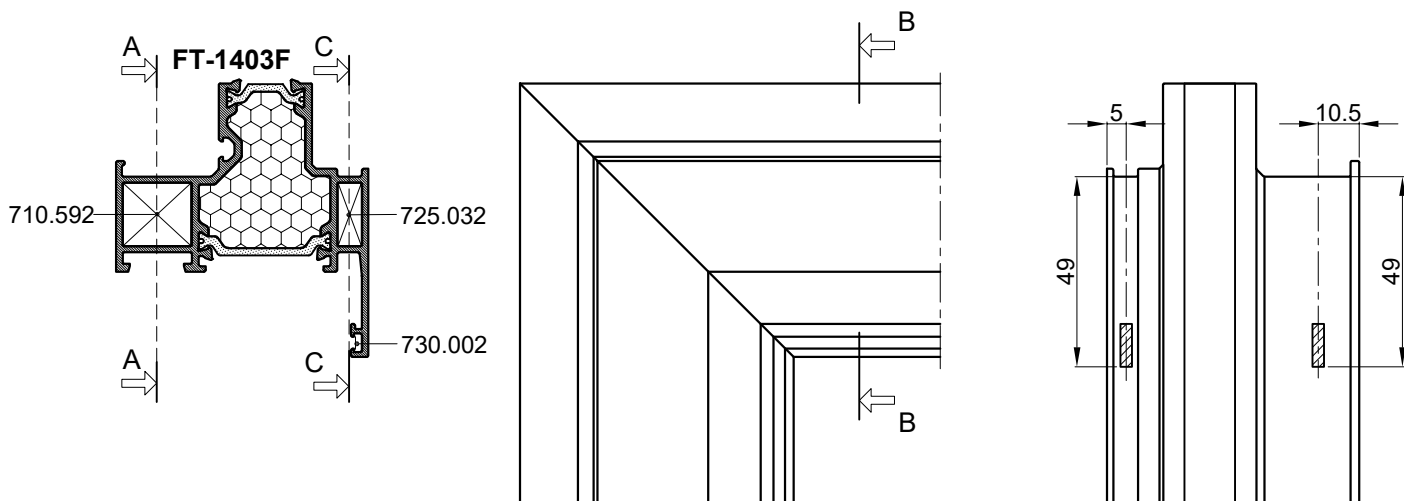


### SPAJANJE PROFILA FT-1403F KUTNICIMA; 725.032 i 710.592

### CONNECTION OF PROFILES FT-1403F WITH CORNER BRACKETS; 725.032 and 710.592

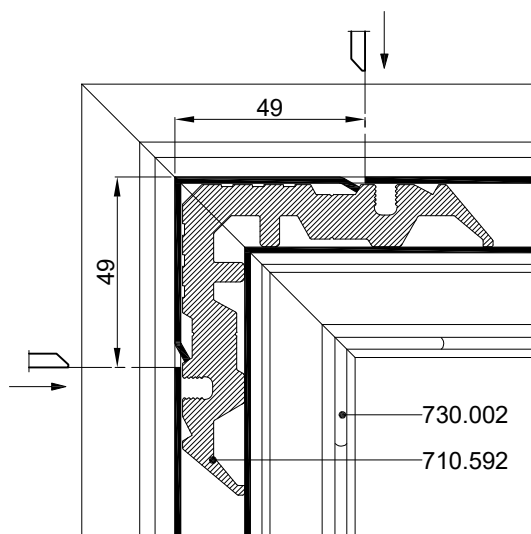
#### PRESJEK B-B

#### CROSS SECTION B-B



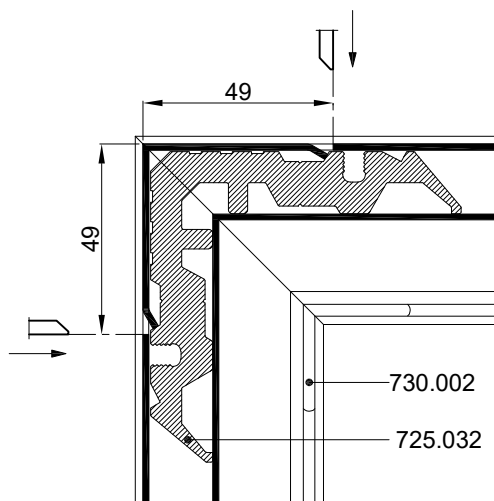
Spajanje kutnikom 710.592  
uprešavanjem stijenke  
profila u kutnu spojnicu  
Corn. brac. connection 710.592  
aluminium profile corner crimping

Spajanje kutnikom 725.032  
uprešavanjem stijenke  
profila u kutnu spojnicu  
Corn. brac. connection 725.032  
aluminium profile corner crimping



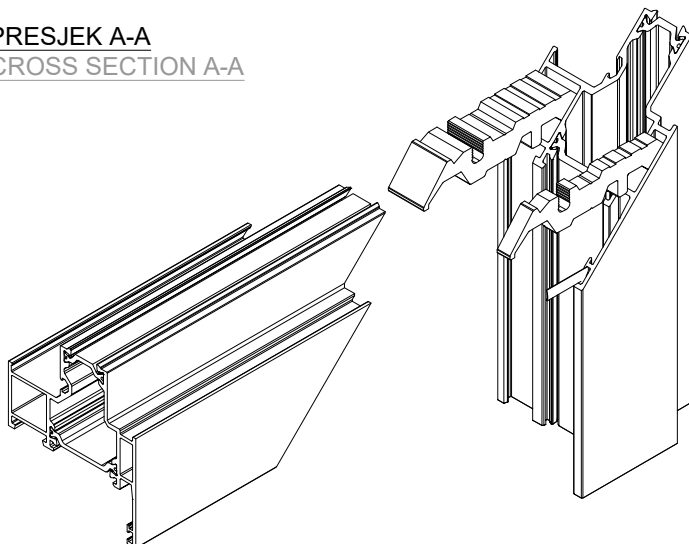
#### PRESJEK A-A

#### CROSS SECTION A-A



#### PRESJEK C-C

#### CROSS SECTION C-C

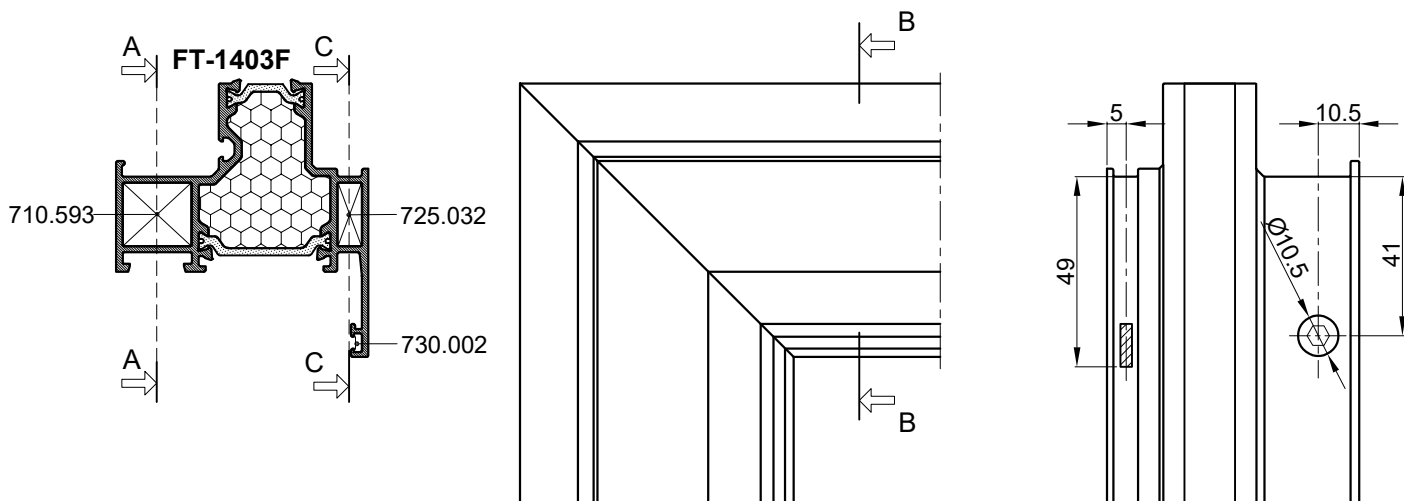


### SPAJANJE PROFILA FT-1403F KUTNICIMA; 725.032 i 710.593

CONNECTION OF PROFILES FT-1403F WITH CORNER BRACKETS; 725.032 and 710.593

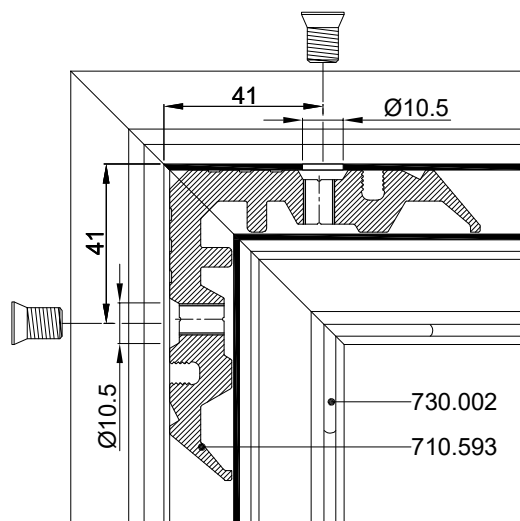
#### PRESJEK B-B

CROSS SECTION B-B



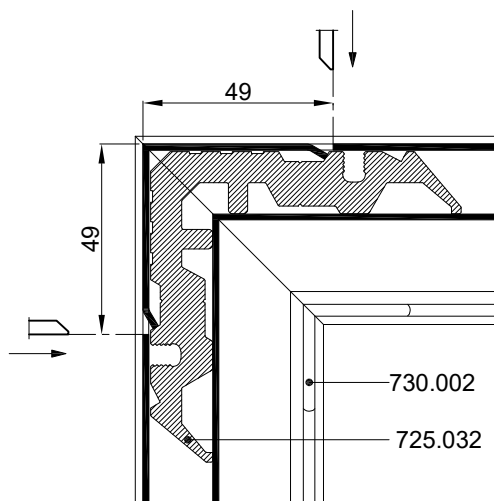
Spajanje kutnikom 710.593  
vijcima M8x13 -tip Feal-(štanca S1)  
Corner bracket connection 710.593  
screws M8x13 -type Feal-  
(metal punching machine S1)

Spajanje kutnikom 725.032  
uprešavanjem stijenke  
profila u kutnu spojnicu  
Corn. brac. connection 725.032  
aluminium profile corner crimping



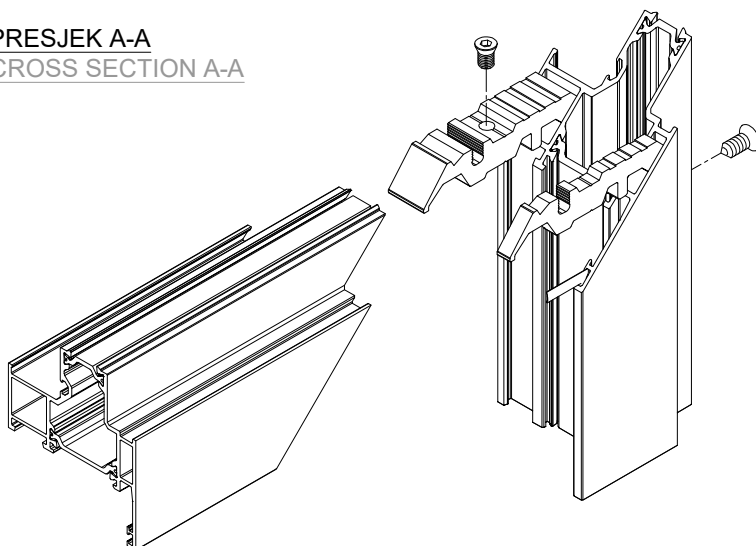
#### PRESJEK A-A

CROSS SECTION A-A



#### PRESJEK C-C

CROSS SECTION C-C

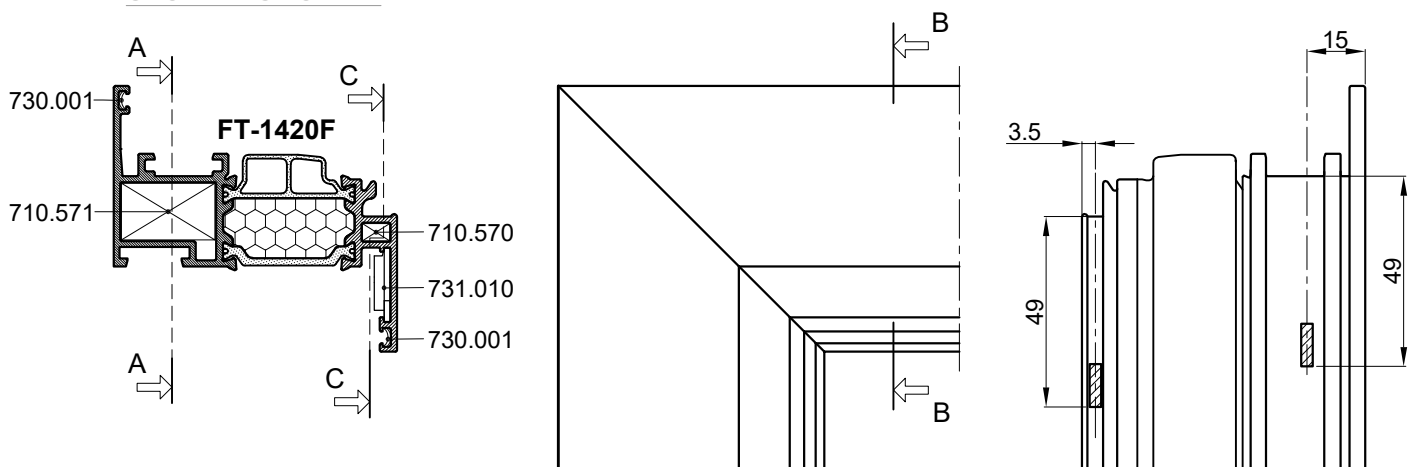


### SPAJANJE PROFILA FT-1420F KUTNICIMA; 710.570 i 710.571

### CONNECTION OF PROFILES FT-1420F WITH CORNER BRACKETS; 710.570 and 710.571

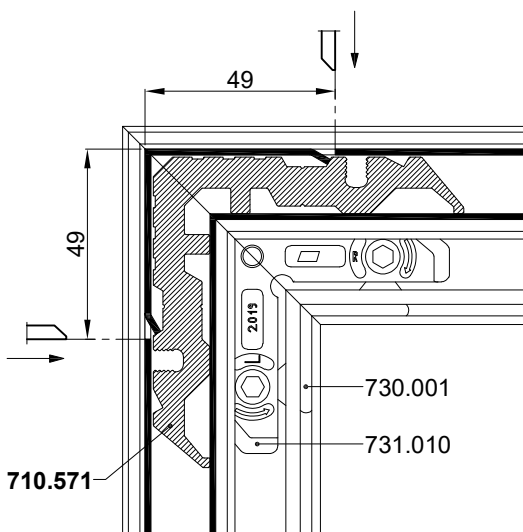
#### PRESJEK B-B

#### CROSS SECTION B-B



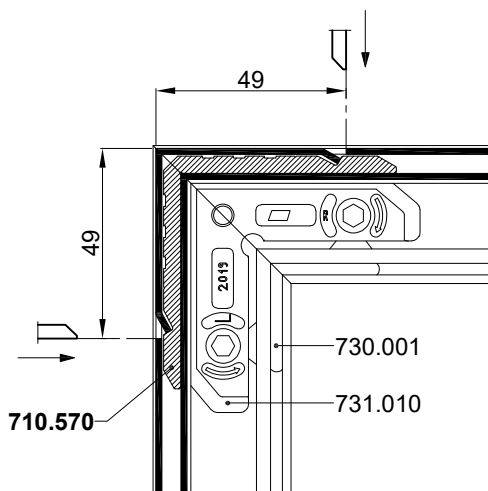
Spajanje kutnikom 710.571  
uprešavanjem stijenke  
profila u kutnu spojnicu  
Corn. brac. connection 710.571  
aluminium profile corner crimping

Spajanje kutnikom 710.570  
uprešavanjem stijenke  
profila u kutnu spojnicu  
Corn. brac. connection 710.570  
aluminium profile corner crimping



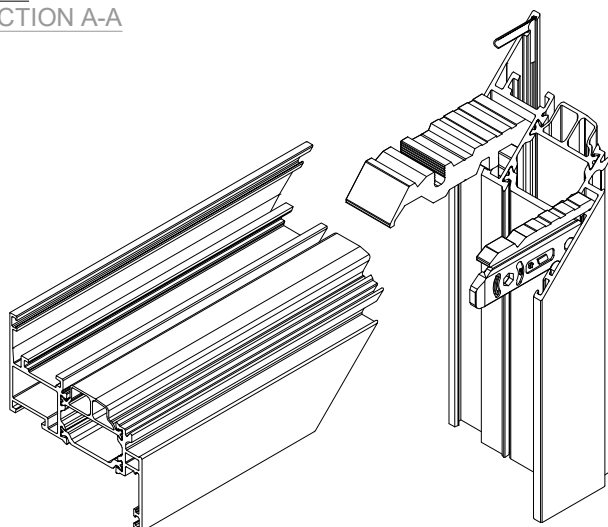
#### PRESJEK A-A

#### CROSS SECTION A-A



#### PRESJEK C-C

#### CROSS SECTION C-C

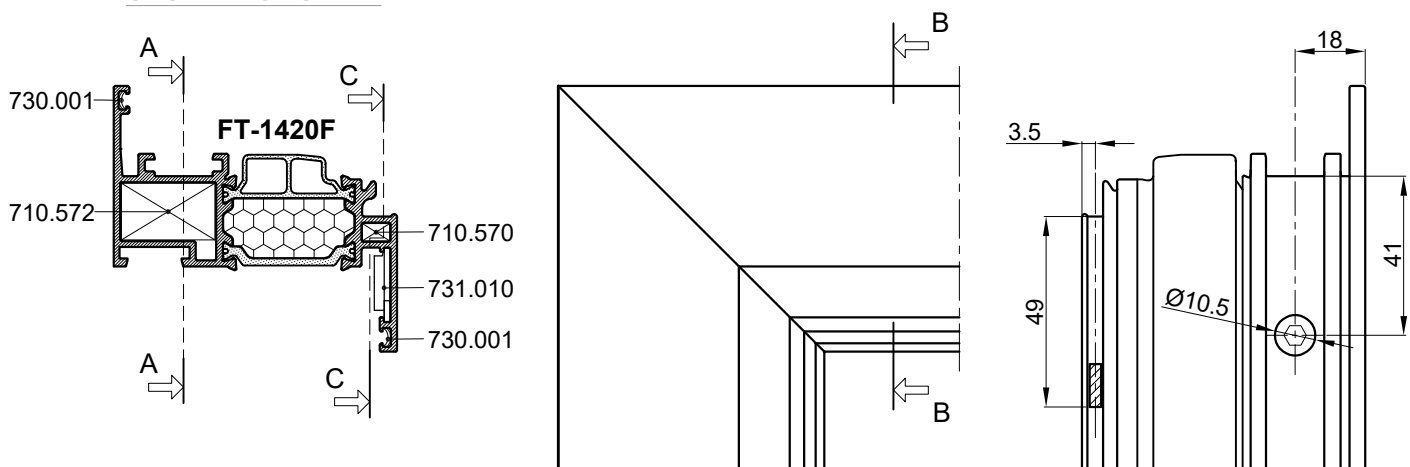


### SPAJANJE PROFILA FT-1420F KUTNICIMA; 710.570 i 710.572

### CONNECTION OF PROFILES FT-1420F WITH CORNER BRACKETS; 710.570 and 710.572

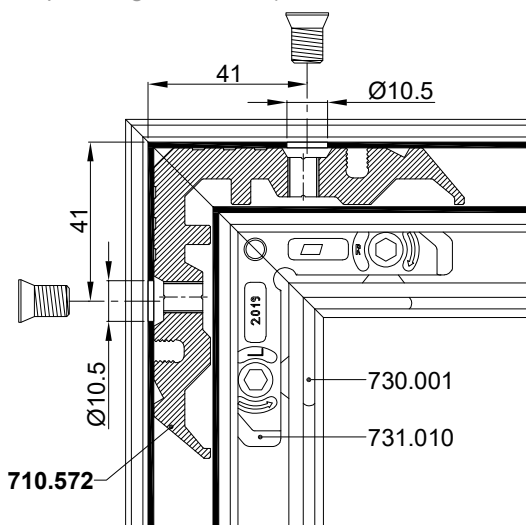
#### PRESJEK B-B

#### CROSS SECTION B-B



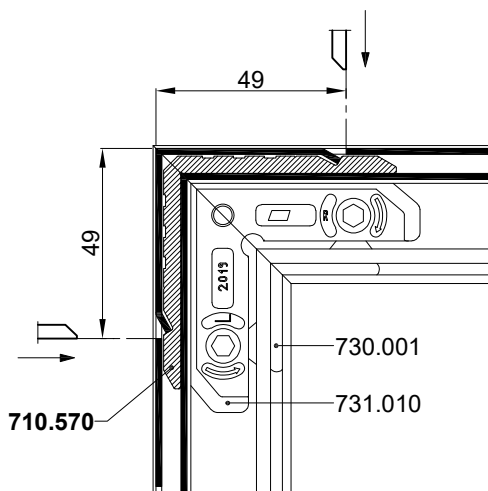
Spajanje kutnikom 710.572  
vijcima M8x13 -tip Feal-(štanca S1)  
Corner bracket connection 710.572  
screws M8x13 -type Feal-  
(metal punching machine S1)

Spajanje kutnikom 710.570  
uprešavanjem stijenke  
profila u kutnu spojnicu  
Corn. brac. connection 710.570  
aluminium profile corner crimping



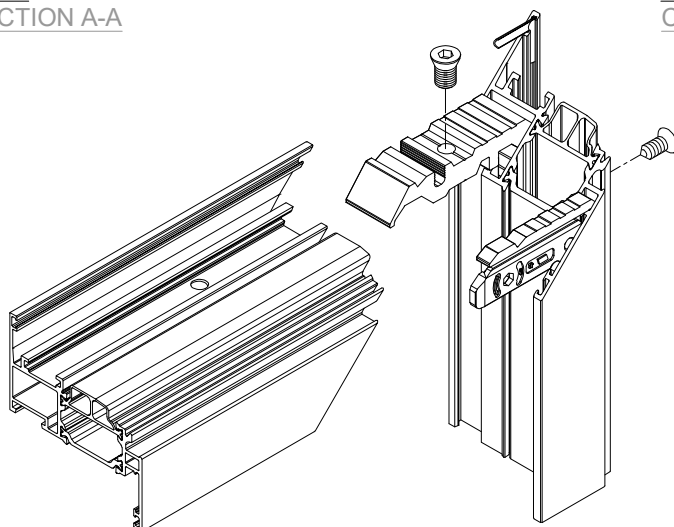
#### PRESJEK A-A

#### CROSS SECTION A-A



#### PRESJEK C-C

#### CROSS SECTION C-C

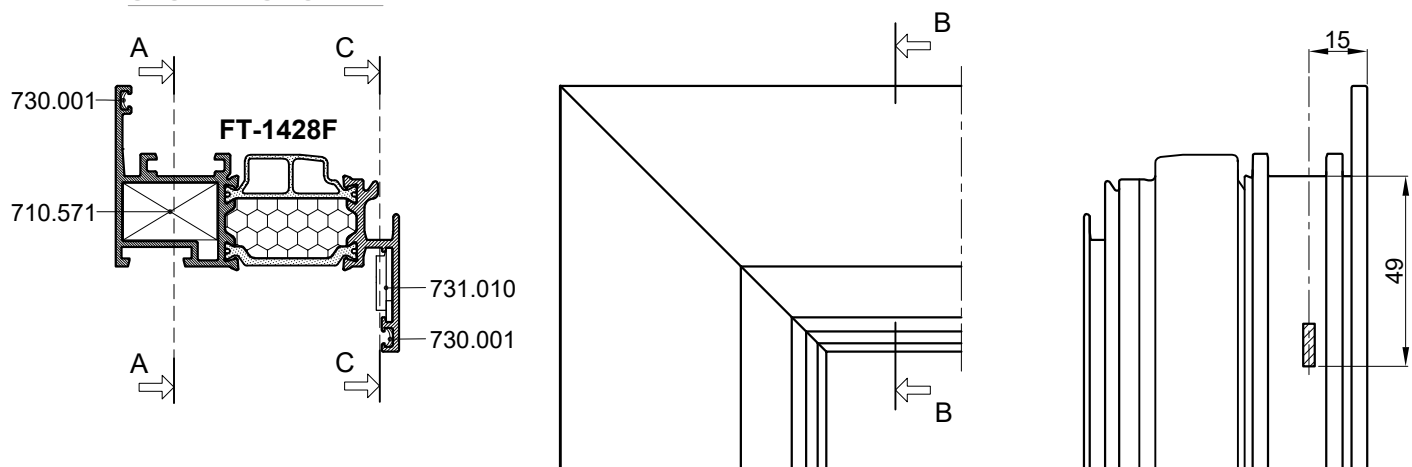


### SPAJANJE PROFILA FT-1428F KUTNICIMA; 710.571 i 731.010

### CONNECTION OF PROFILES FT-1428F WITH CORNER BRACKETS; 710.571 and 731.010

#### PRESJEK B-B

#### CROSS SECTION B-B

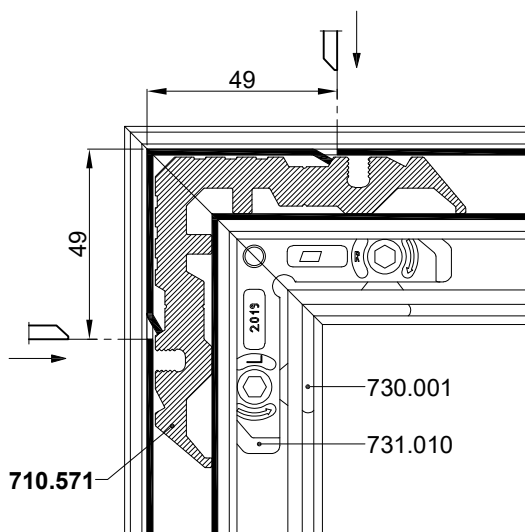


#### Spajanje kutnikom 710.571

uprešavanjem stijenke  
profila u kutnu spojnicu

Corn. brac. connection 710.571

aluminium profile corner crimping

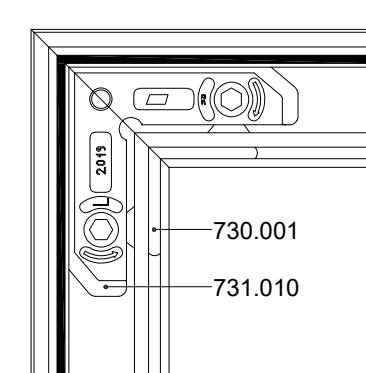


#### PRESJEK A-A

#### CROSS SECTION A-A

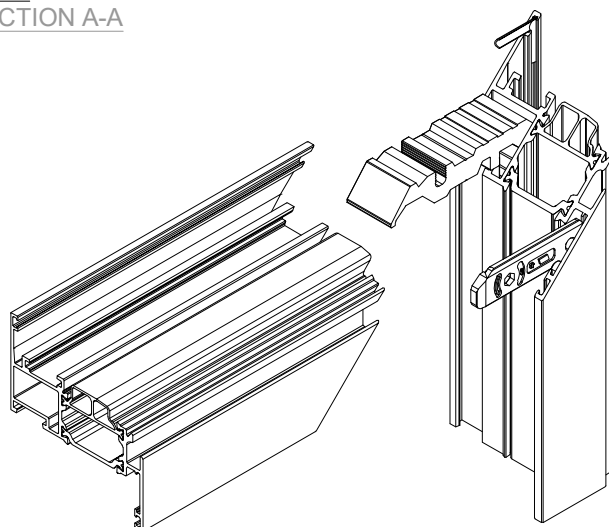
#### Spajanje kutnikom 731.010

Corn. brac. connection 731.010



#### PRESJEK C-C

#### CROSS SECTION C-C

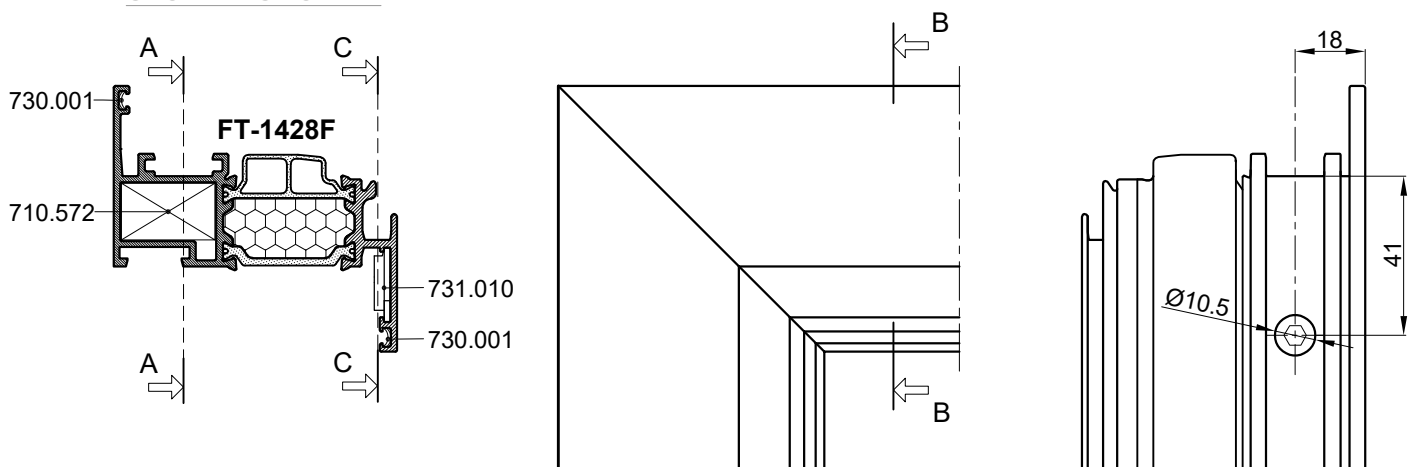


### SPAJANJE PROFILA FT-1428F KUTNICIMA; 710.572 i 731.010

### CONNECTION OF PROFILES FT-1428F WITH CORNER BRACKETS; 710.572 and 731.010

#### PRESJEK B-B

#### CROSS SECTION B-B



#### Spajanje kutnikom 710.572

vijcima M8x13 -tip Feal-(štanca S1)

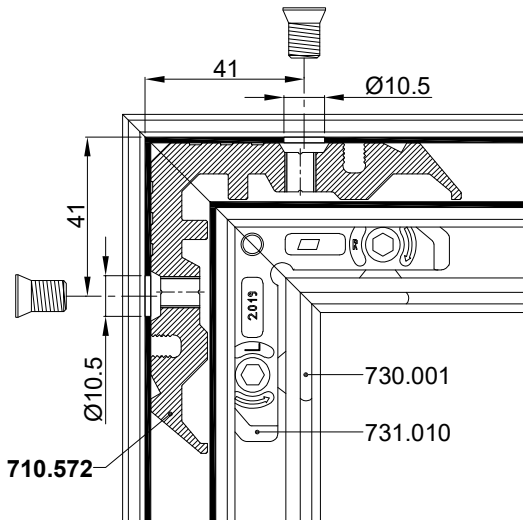
Corner bracket connection 710.572

screws M8x13 -type Feal-

(metal punching machine S1)

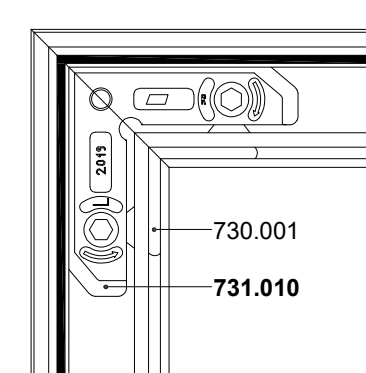
#### Spajanje kutnikom 731.010

Corn. brac. connection 731.010



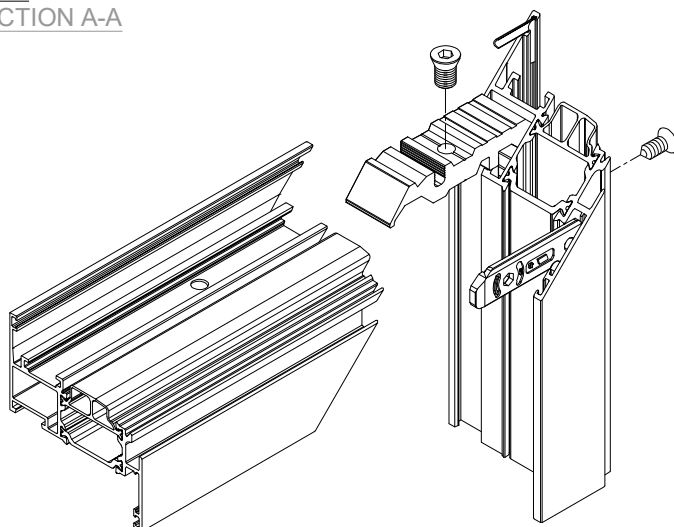
#### PRESJEK A-A

#### CROSS SECTION A-A



#### PRESJEK C-C

#### CROSS SECTION C-C

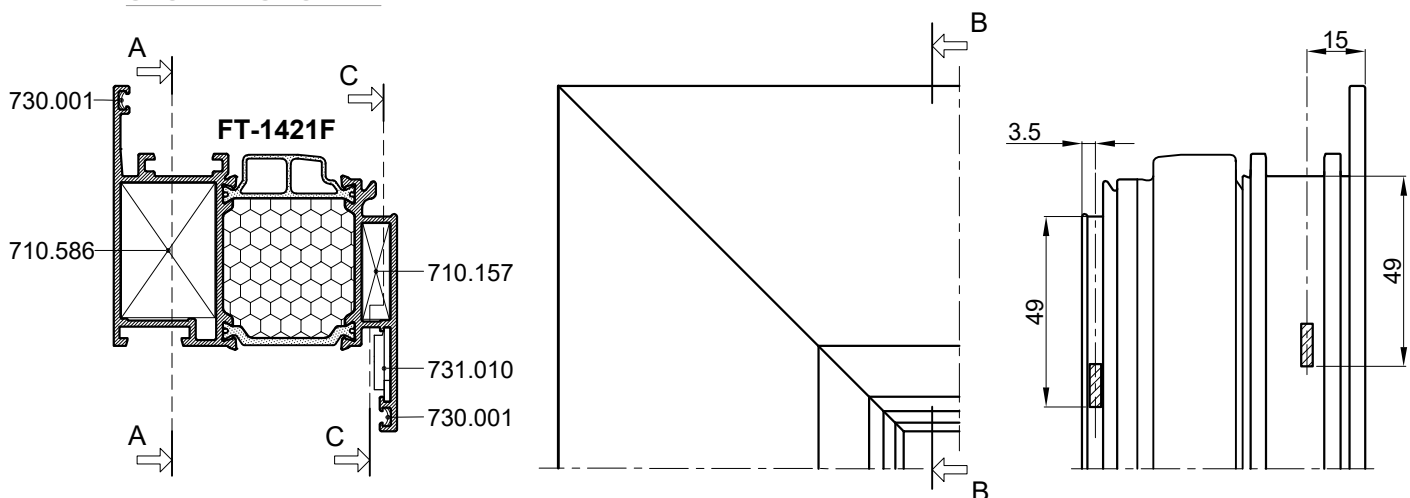


### SPAJANJE PROFILA FT-1421F KUTNICIMA; 710.157 i 710.586

### CONNECTION OF PROFILES FT-1421F WITH CORNER BRACKETS; 710.157 and 710.586

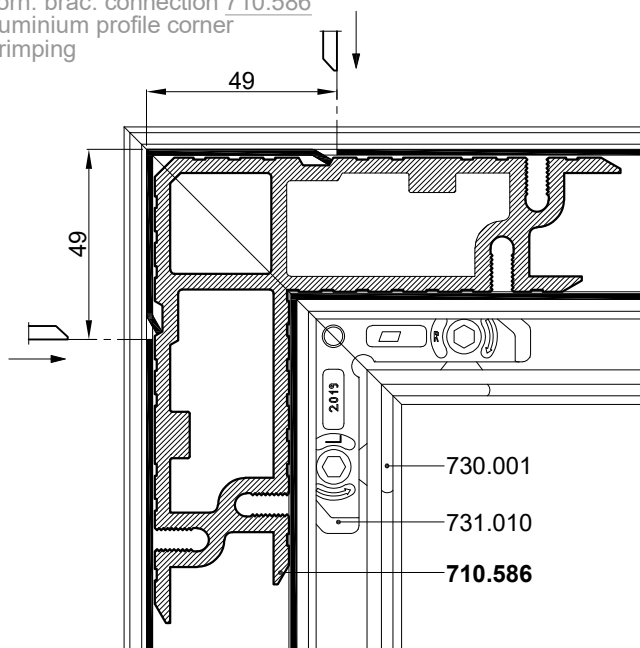
#### PRESJEK B-B

#### CROSS SECTION B-B



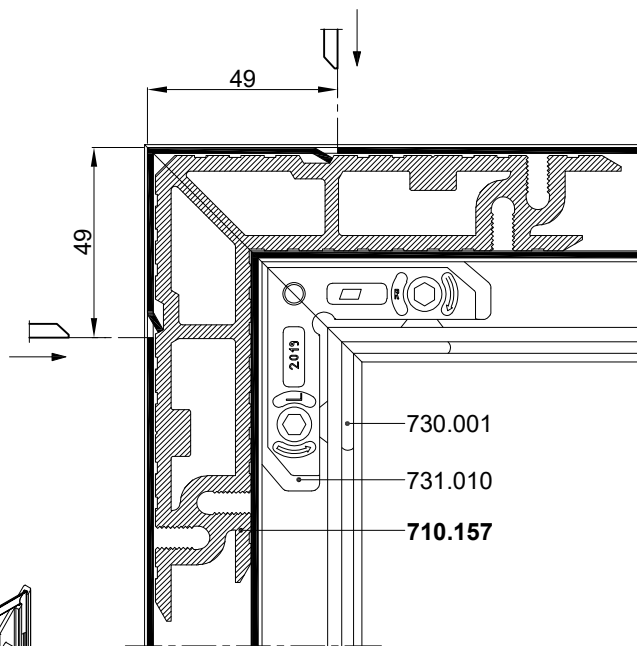
Spajanje kutnikom 710.586  
uprešavanjem stijenke  
profila u kutnu spojnicu  
Corn. brac. connection 710.586  
aluminium profile corner  
crimping

Spajanje kutnikom 710.157  
uprešavanjem stijenke  
profila u kutnu spojnicu  
Corn. brac. connection 710.157  
aluminium profile corner  
crimping



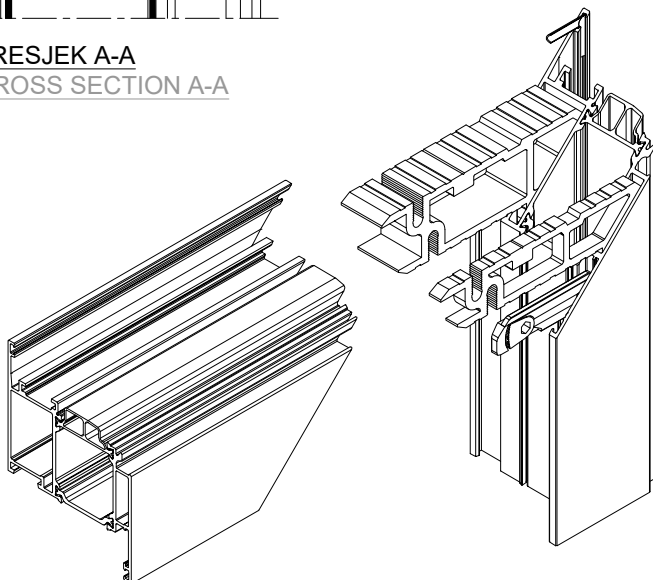
#### PRESJEK A-A

#### CROSS SECTION A-A



#### PRESJEK C-C

#### CROSS SECTION C-C

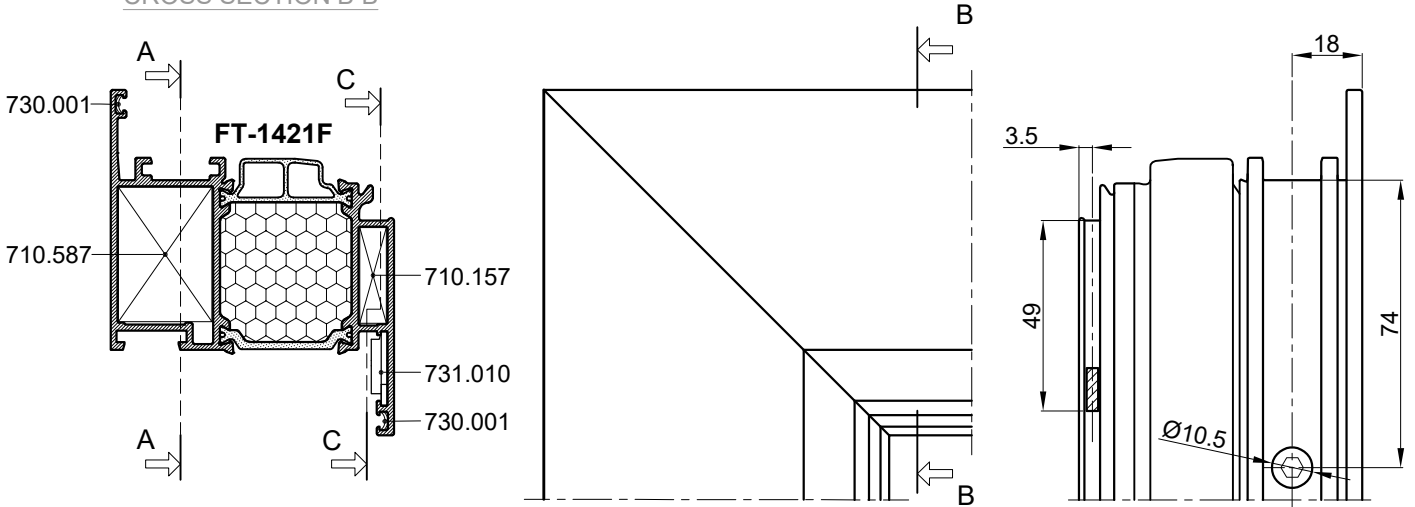


### SPAJANJE PROFILA FT-1421F KUTNICIMA; 710.157 i 710.587

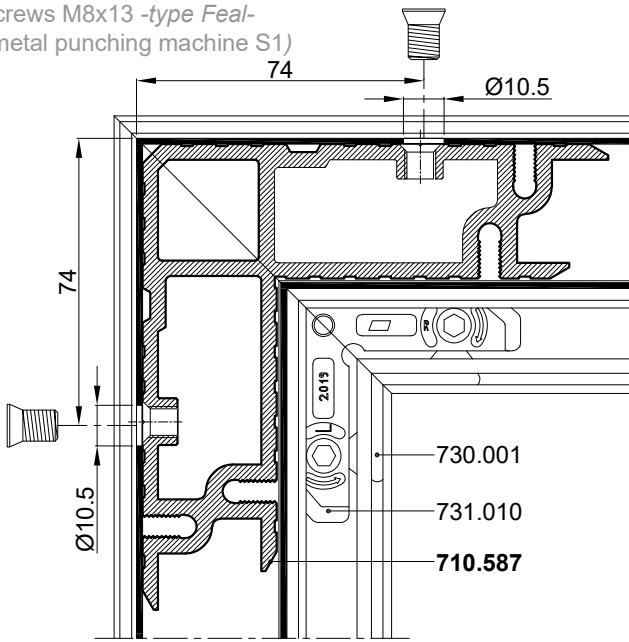
CONNECTION OF PROFILES FT-1421F WITH CORNER BRACKETS; 710.157 and 710.587

#### PRESJEK B-B

CROSS SECTION B-B



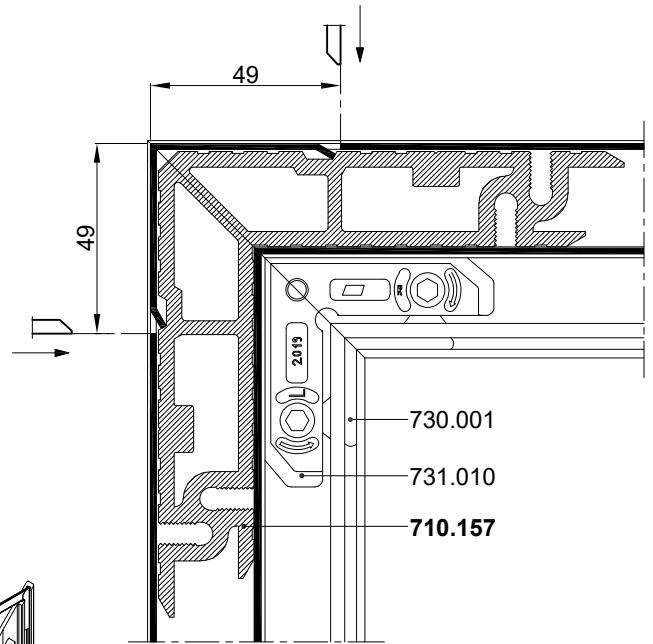
Spajanje kutnikom 710.587  
vijcima M8x13 -tip Feal-(štanca S1)  
Corner bracket connection 710.587  
screws M8x13 -type Feal-  
(metal punching machine S1)



#### PRESJEK A-A

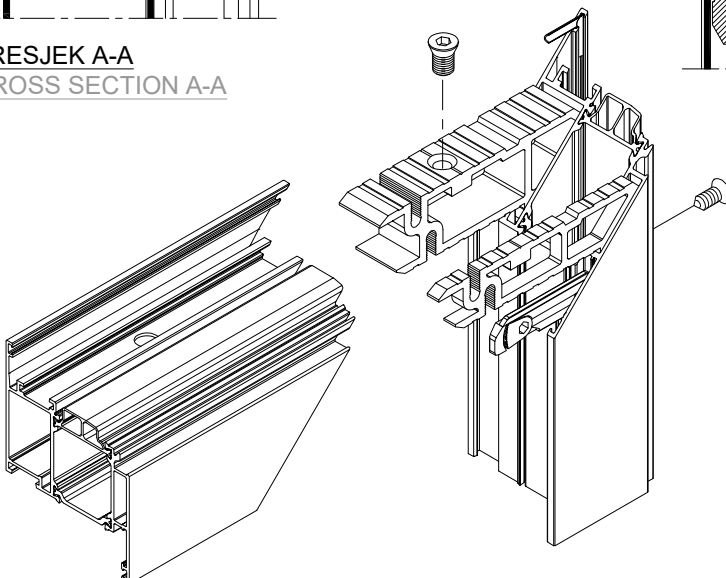
CROSS SECTION A-A

Spajanje kutnikom 710.157  
uprešavanjem stijenke  
profila u kutnu spojnicu  
Corn. brac. connection 710.157  
aluminium profile corner crimping



#### PRESJEK C-C

CROSS SECTION C-C

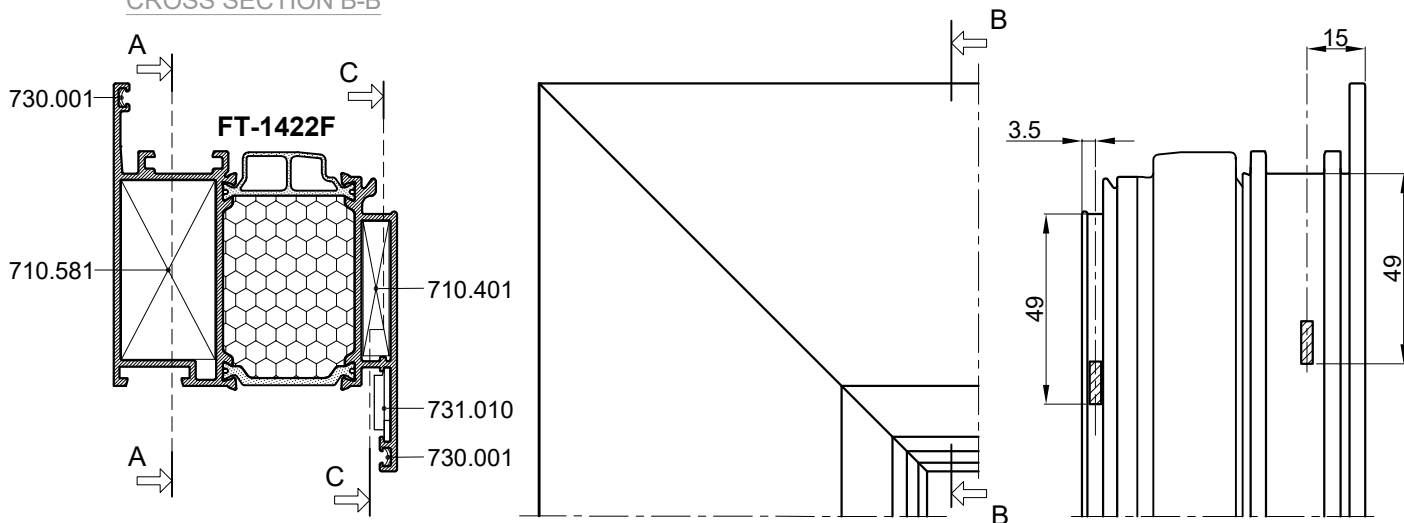


### SPAJANJE PROFILA FT-1422F KUTNICIMA; 710.401 i 710.581

### CONNECTION OF PROFILES FT-1422F WITH CORNER BRACKETS; 710.401 and 710.581

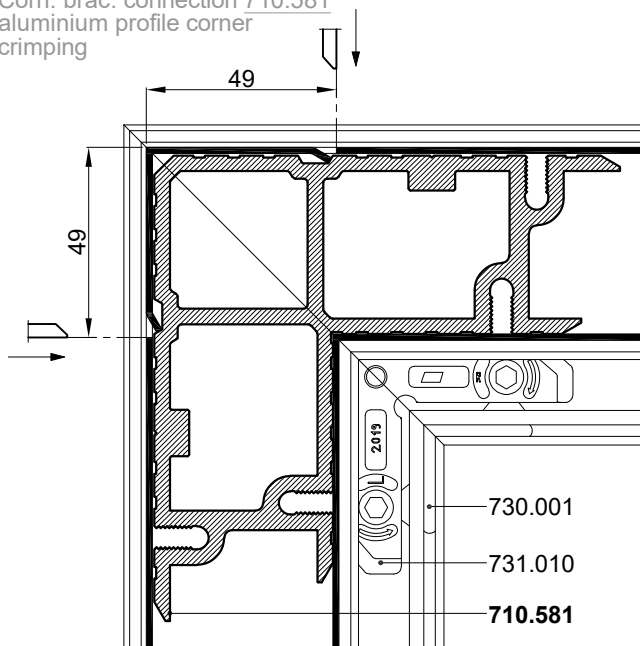
#### PRESJEK B-B

#### CROSS SECTION B-B



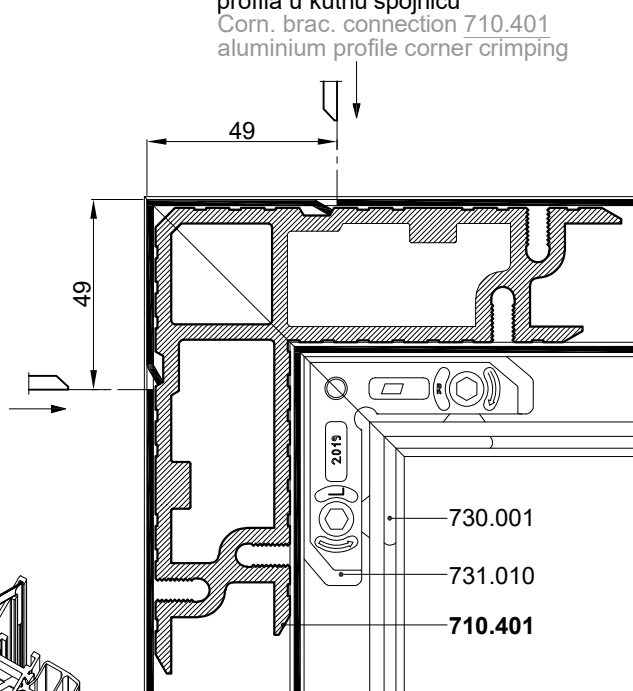
Spajanje kutnikom 710.581  
uprešavanjem stijenke  
profila u kutnu spojnicu  
Corn. brac. connection 710.581  
aluminium profile corner  
crimping

Spajanje kutnikom 710.401  
uprešavanjem stijenke  
profila u kutnu spojnicu  
Corn. brac. connection 710.401  
aluminium profile corner  
crimping



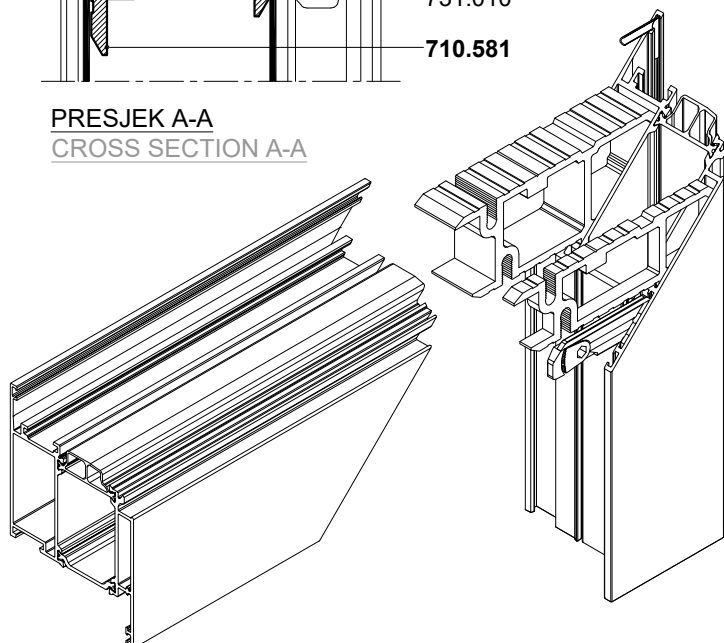
#### PRESJEK A-A

#### CROSS SECTION A-A



#### PRESJEK C-C

#### CROSS SECTION C-C

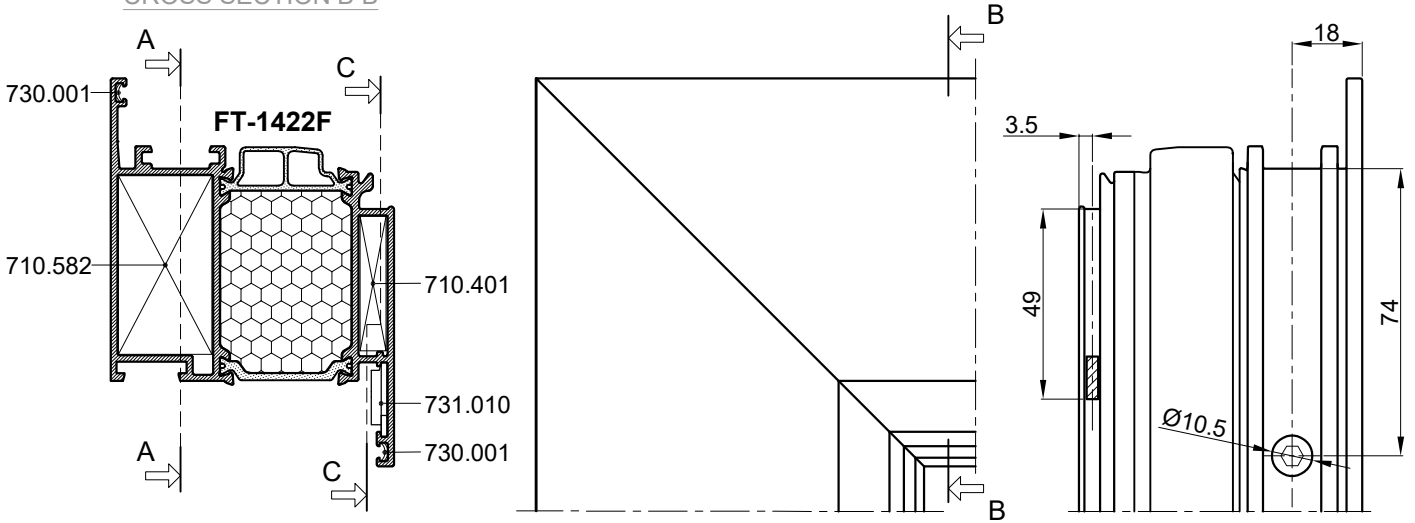


### SPAJANJE PROFILA FT-1422F KUTNICIMA; 710.401 i 710.582

### CONNECTION OF PROFILES FT-1422F WITH CORNER BRACKETS; 710.401 and 710.582

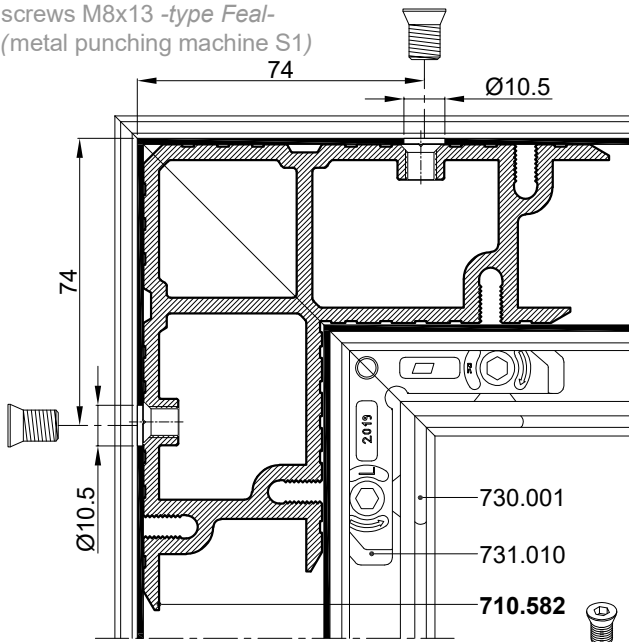
#### PRESJEK B-B

#### CROSS SECTION B-B



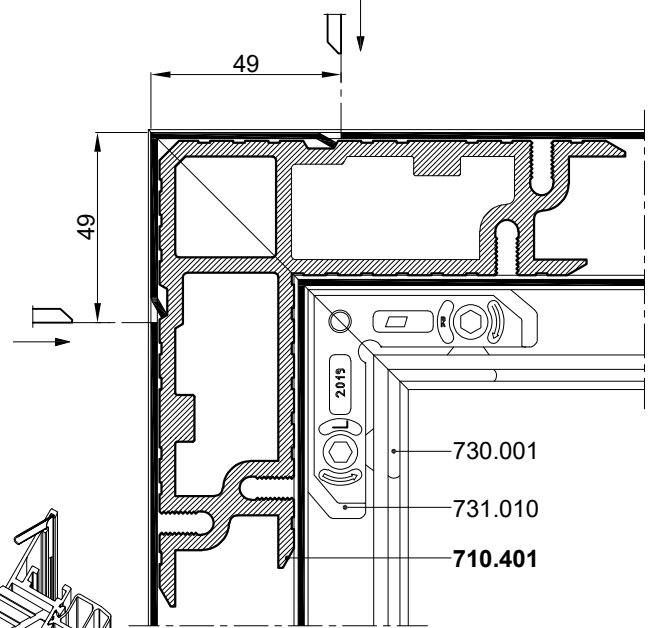
Spajanje kutnikom 710.582  
vijcima M8x13 -tip Feal-(štanca S1)  
Corner bracket connection 710.582  
screws M8x13 -type Feal-  
(metal punching machine S1)

Spajanje kutnikom 710.401  
uprešavanjem stijenke  
profila u kutnu spojnicu  
Corn. brac. connection 710.401  
aluminium profile corner crimping



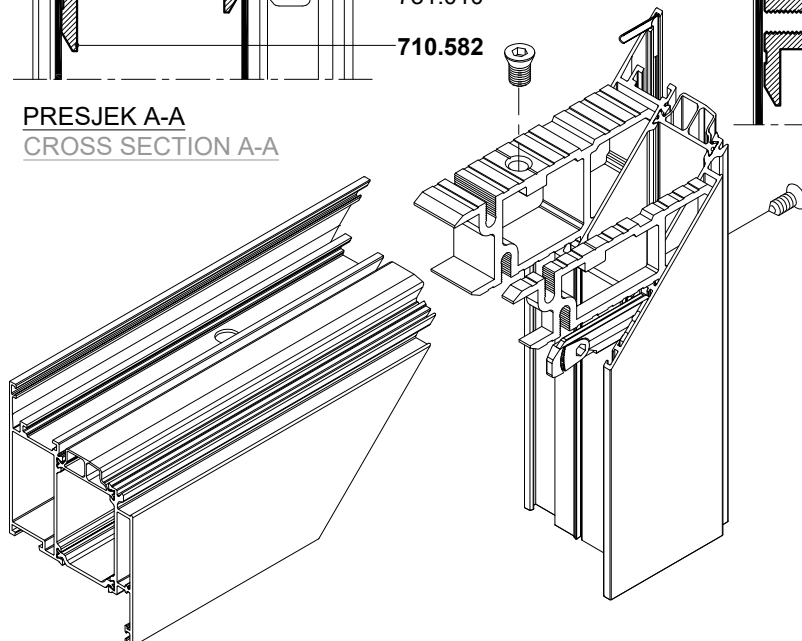
#### PRESJEK A-A

#### CROSS SECTION A-A



#### PRESJEK C-C

#### CROSS SECTION C-C

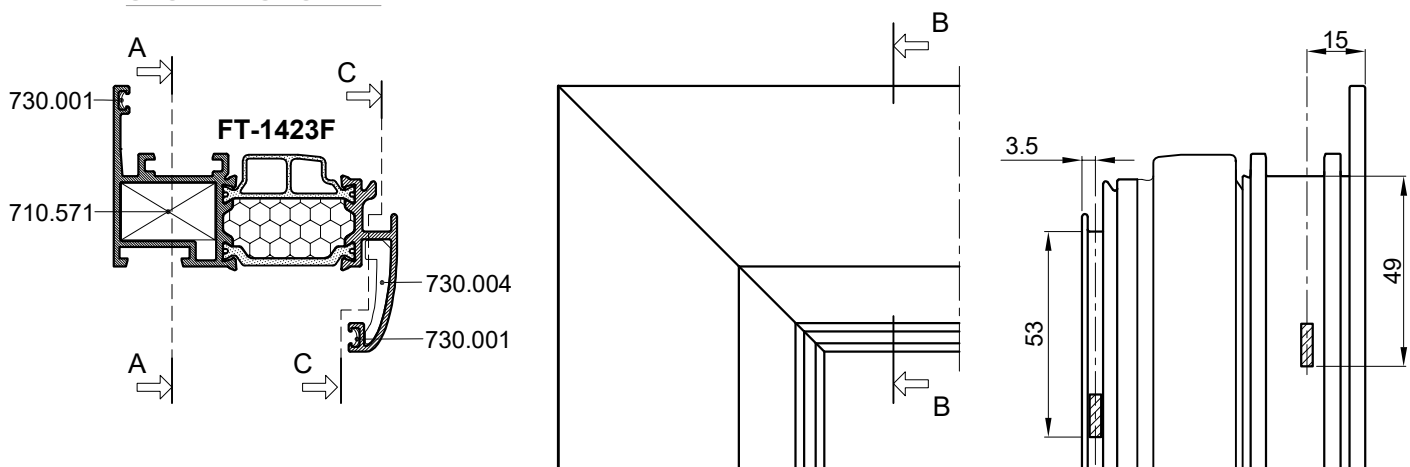


### SPAJANJE PROFILA FT-1423F KUTNICIMA; 710.571 i 730.004

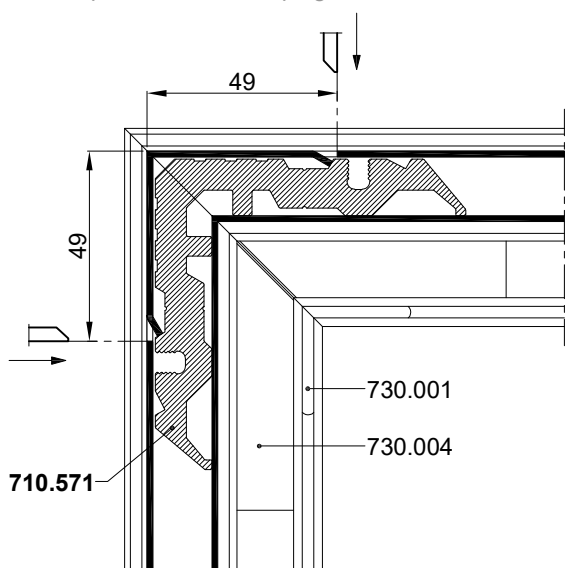
### CONNECTION OF PROFILES FT-1423F WITH CORNER BRACKETS; 710.571 and 730.004

#### PRESJEK B-B

#### CROSS SECTION B-B



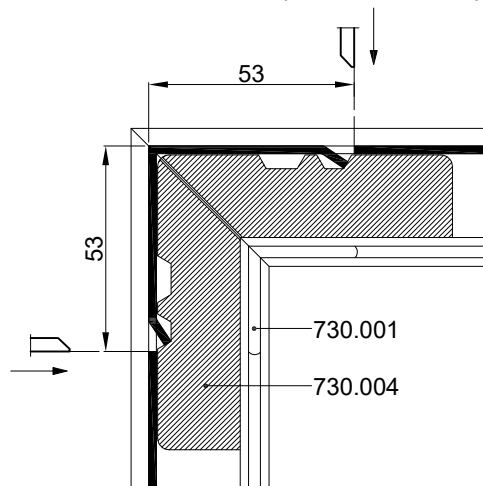
Spajanje kutnikom 710.571  
uprešavanjem stijenke  
profila u kutnu spojnicu  
Corn. brac. connection 710.571  
aluminium profile corner crimping



#### PRESJEK A-A

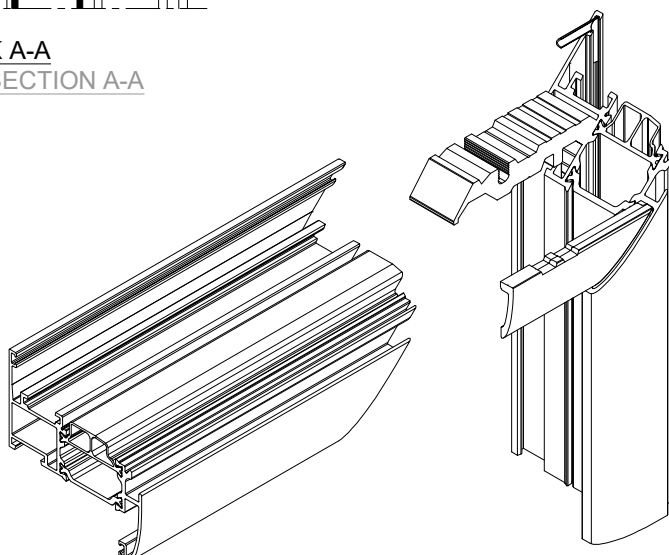
#### CROSS SECTION A-A

Spajanje kutnikom 730.004  
uprešavanjem stijenke  
profila u kutnu spojnicu  
Corn. brac. connection 730.004  
aluminium profile corner crimping



#### PRESJEK C-C

#### CROSS SECTION C-C

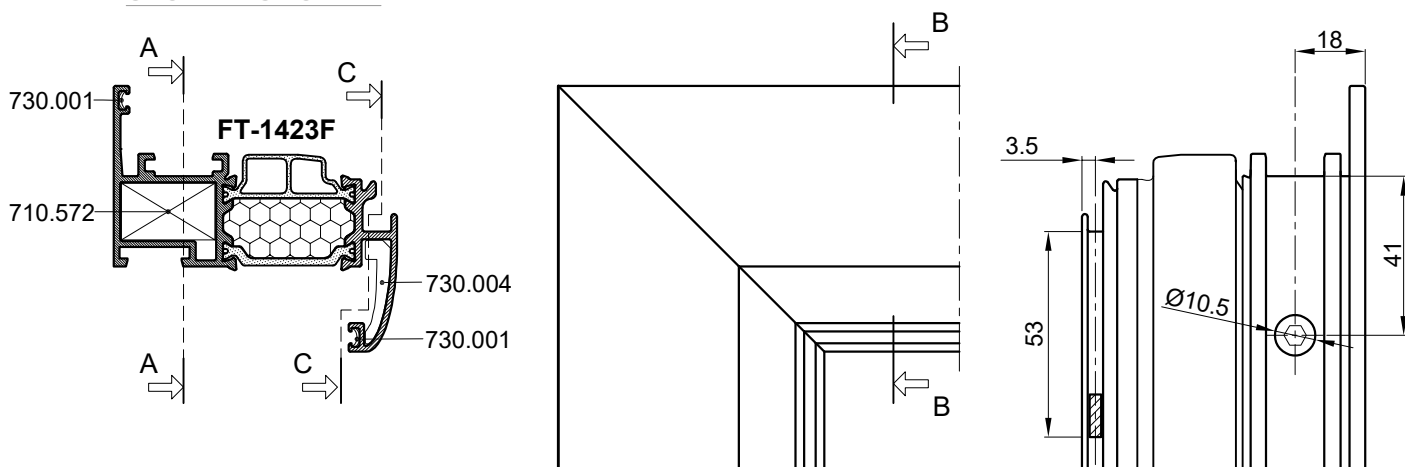


### SPAJANJE PROFILA FT-1423F KUTNICIMA; 710.572 i 730.004

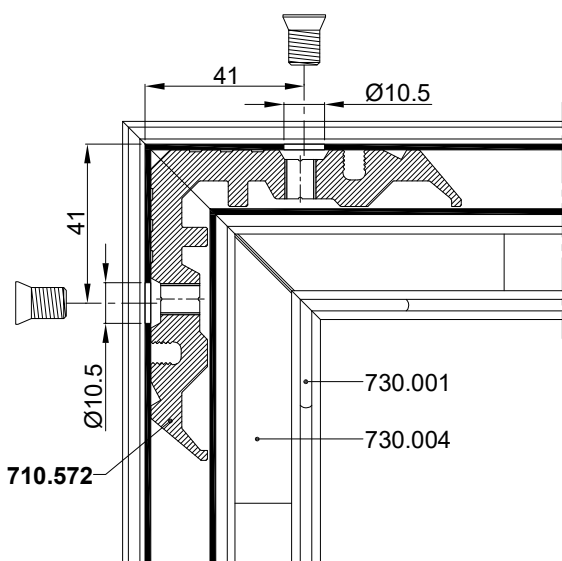
CONNECTION OF PROFILES FT-1423F WITH CORNER BRACKETS; 710.572 and 730.004

#### PRESJEK B-B

CROSS SECTION B-B



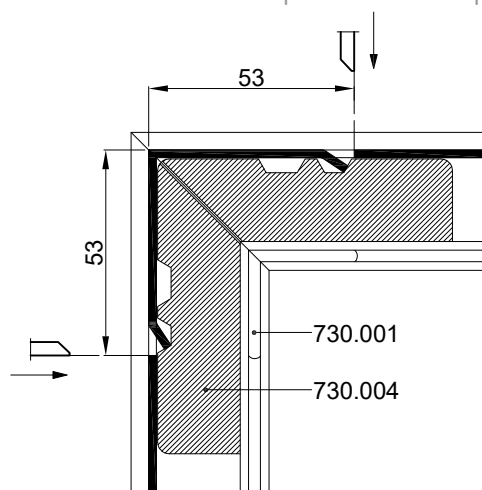
Spajanje kutnikom 710.572  
vijcima M8x13 -tip Feal-(štanca S1)  
Corner bracket connection 710.572  
screws M8x13 -type Feal-  
(metal punching machine S1)



#### PRESJEK A-A

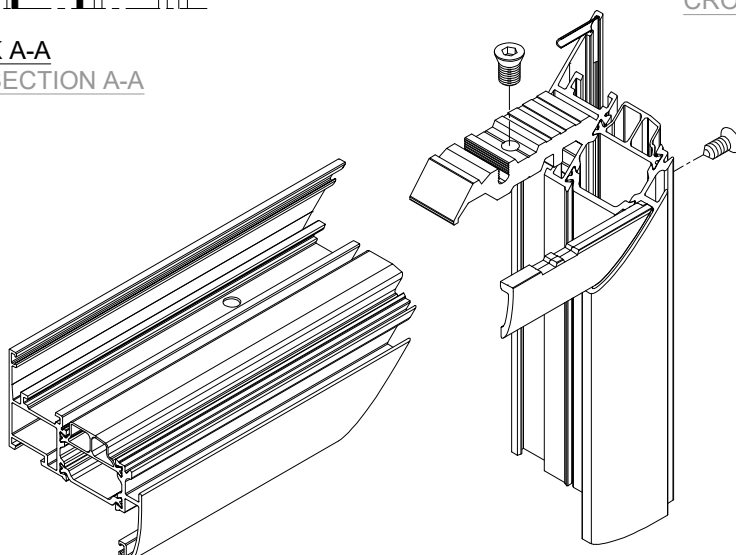
CROSS SECTION A-A

Spajanje kutnikom 730.004  
uprešavanjem stijenke  
profila u kutnu spojnicu  
Corn. brac. connection 730.004  
aluminium profile corner crimping



#### PRESJEK C-C

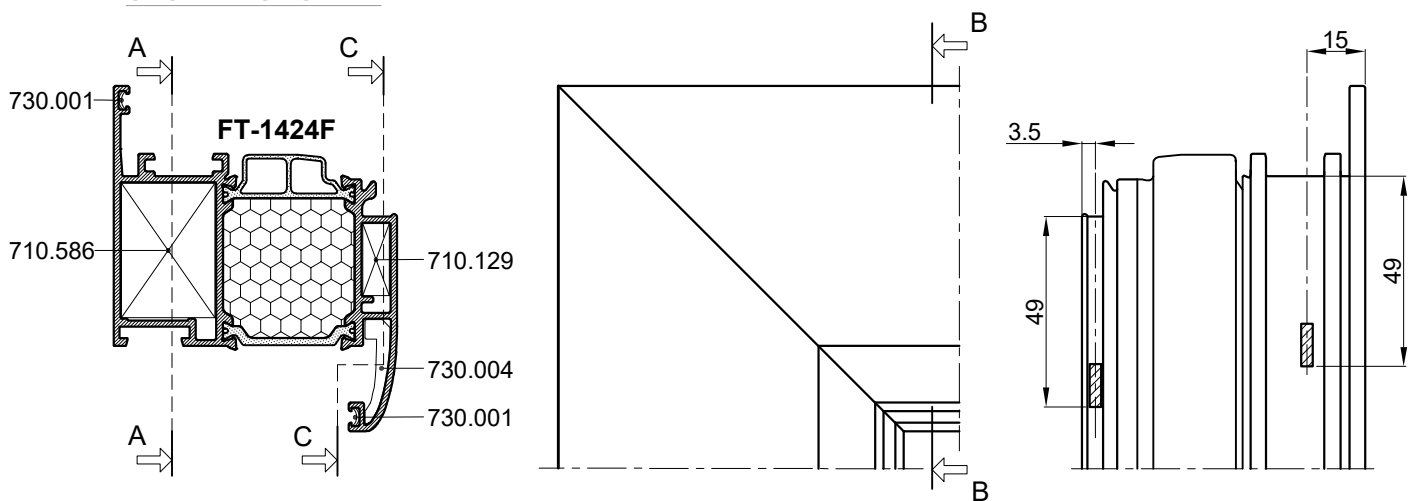
CROSS SECTION C-C



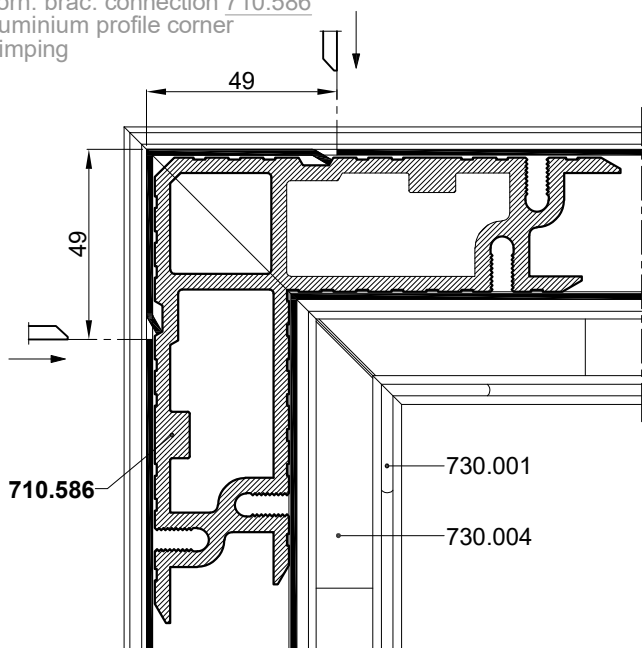
### SPAJANJE PROFILA FT-1424F KUTNICIMA; 710.129 i 710.586

### CONNECTION OF PROFILES FT-1424F WITH CORNER BRACKETS; 710.129 and 710.586

**PRESJEK B-B**  
CROSS SECTION B-B

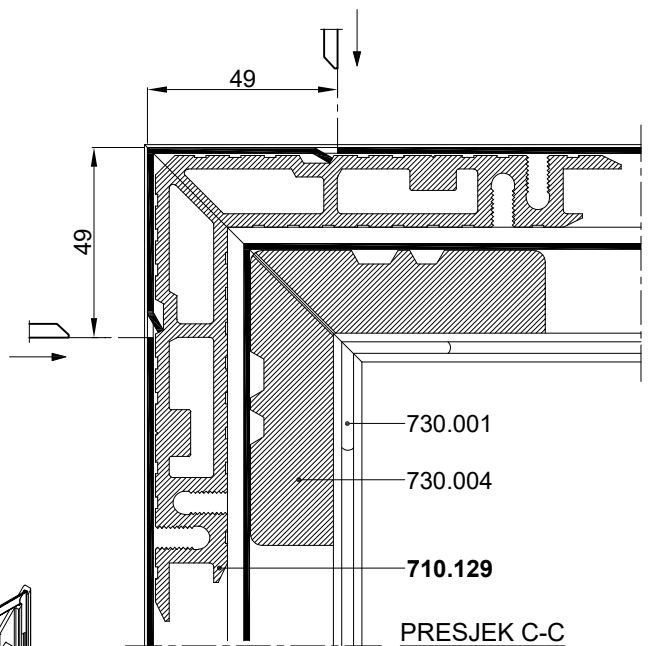


Spajanje kutnikom 710.586  
uprešavanjem stijenke  
profila u kutnu spojnicu  
Corn. brac. connection 710.586  
aluminium profile corner  
crimping

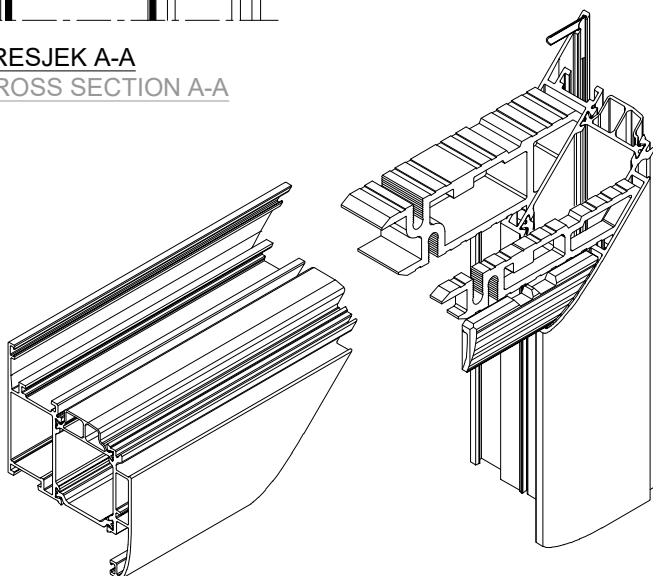


**PRESJEK A-A**  
CROSS SECTION A-A

Spajanje kutnikom 710.129  
uprešavanjem stijenke  
profila u kutnu spojnicu  
Corn. brac. connection 710.129  
aluminium profile corner  
crimping



**PRESJEK C-C**  
CROSS SECTION C-C

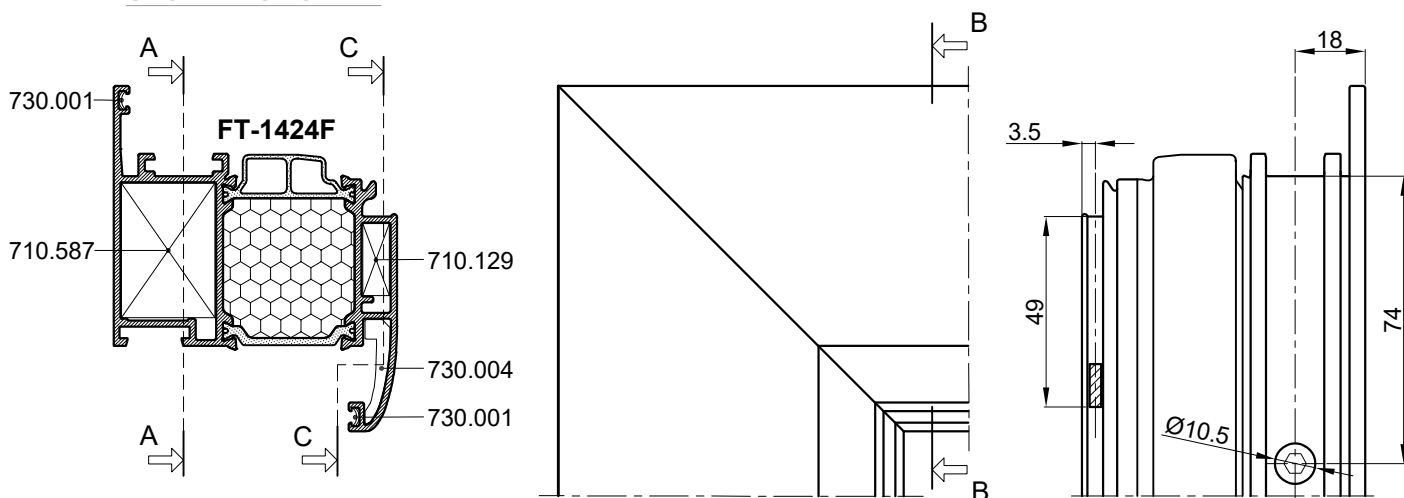


### SPAJANJE PROFILA FT-1424F KUTNICIMA; 710.129 i 710.587

CONNECTION OF PROFILES FT-1424F WITH CORNER BRACKETS; 710.129 and 710.587

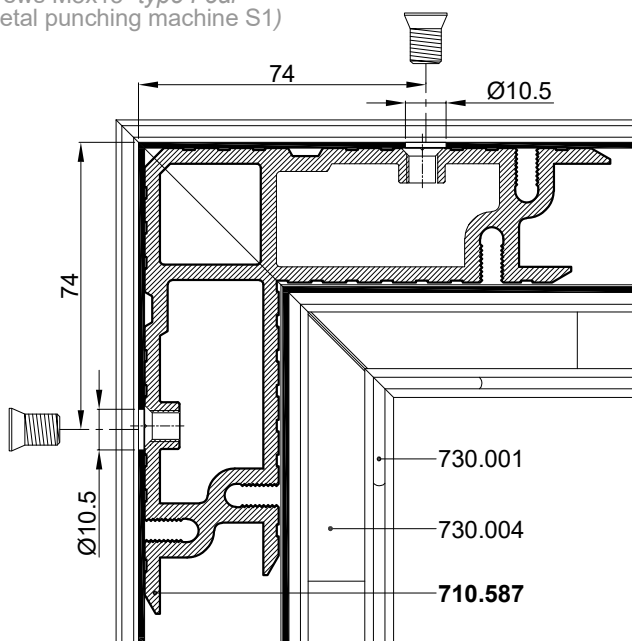
#### PRESJEK B-B

CROSS SECTION B-B



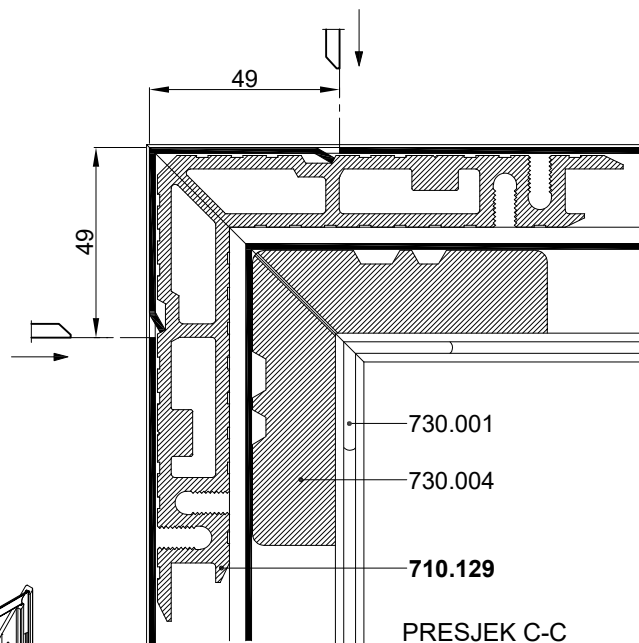
Spajanje kutnikom 710.587  
vijcima M8x13 -tip Feal-(štanca S1)  
Corner bracket connection 710.587  
screws M8x13 -type Feal-  
(metal punching machine S1)

Spajanje kutnikom 710.129  
uprešavanjem stijenke  
profila u kutnu spojnicu  
Corn. brac. connection 710.129  
aluminium profile corner crimping



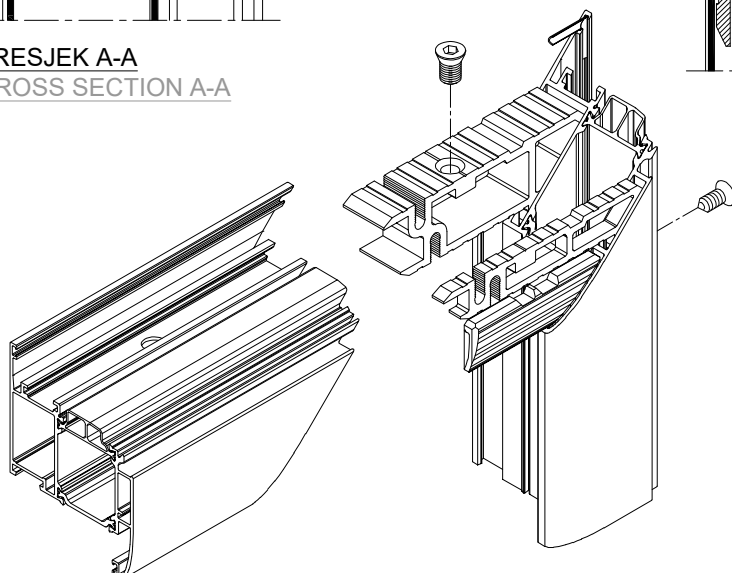
#### PRESJEK A-A

CROSS SECTION A-A



#### PRESJEK C-C

CROSS SECTION C-C

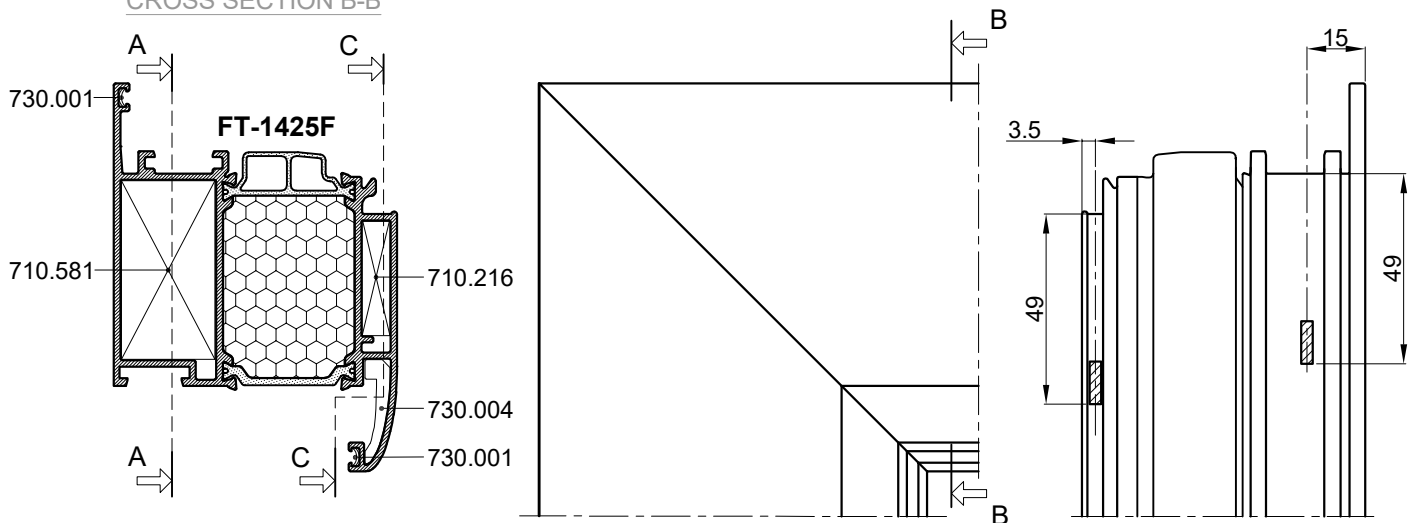


### SPAJANJE PROFILA FT-1425F KUTNICIMA; 710.216 i 710.581

### CONNECTION OF PROFILES FT-1425F WITH CORNER BRACKETS; 710.216 and 710.581

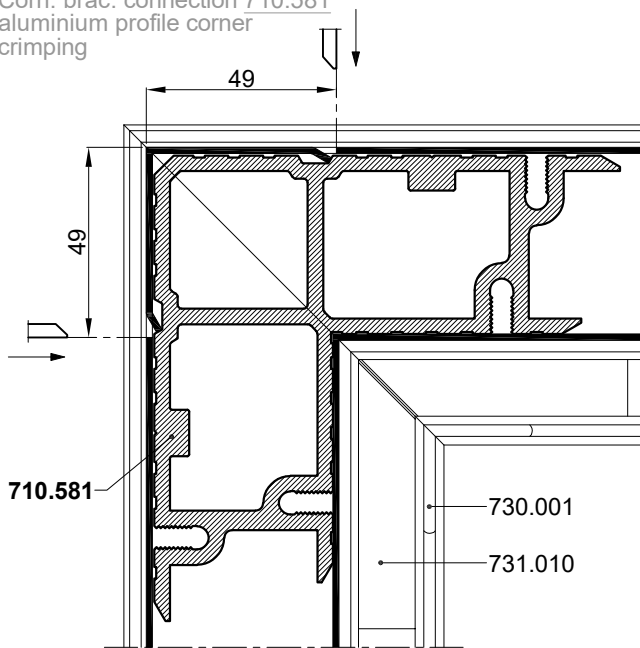
#### PRESJEK B-B

#### CROSS SECTION B-B



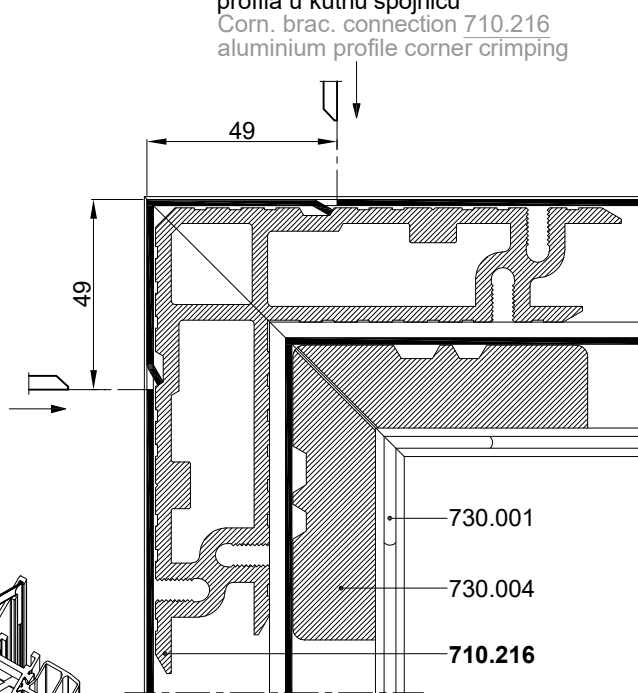
Spajanje kutnikom 710.581  
uprešavanjem stijenke  
profila u kutnu spojnicu  
Corn. brac. connection 710.581  
aluminium profile corner  
crimping

Spajanje kutnikom 710.216  
uprešavanjem stijenke  
profila u kutnu spojnicu  
Corn. brac. connection 710.216  
aluminium profile corner  
crimping



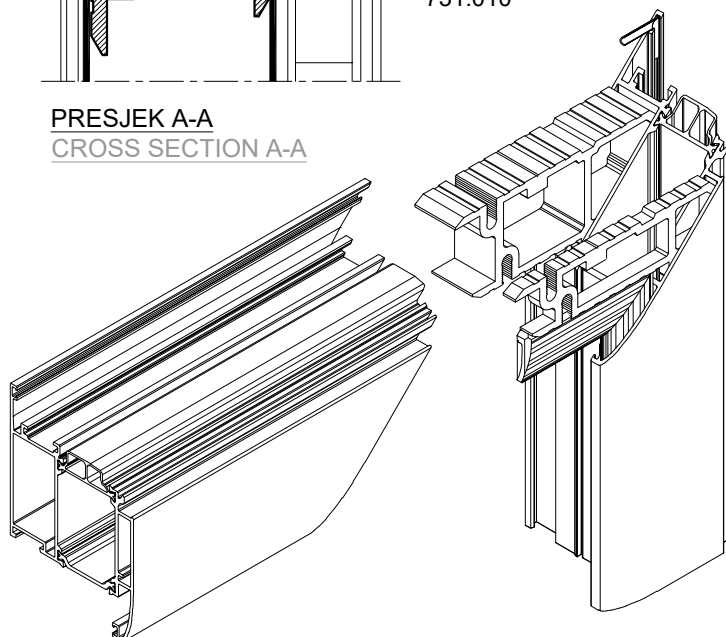
#### PRESJEK A-A

#### CROSS SECTION A-A



#### PRESJEK C-C

#### CROSS SECTION C-C

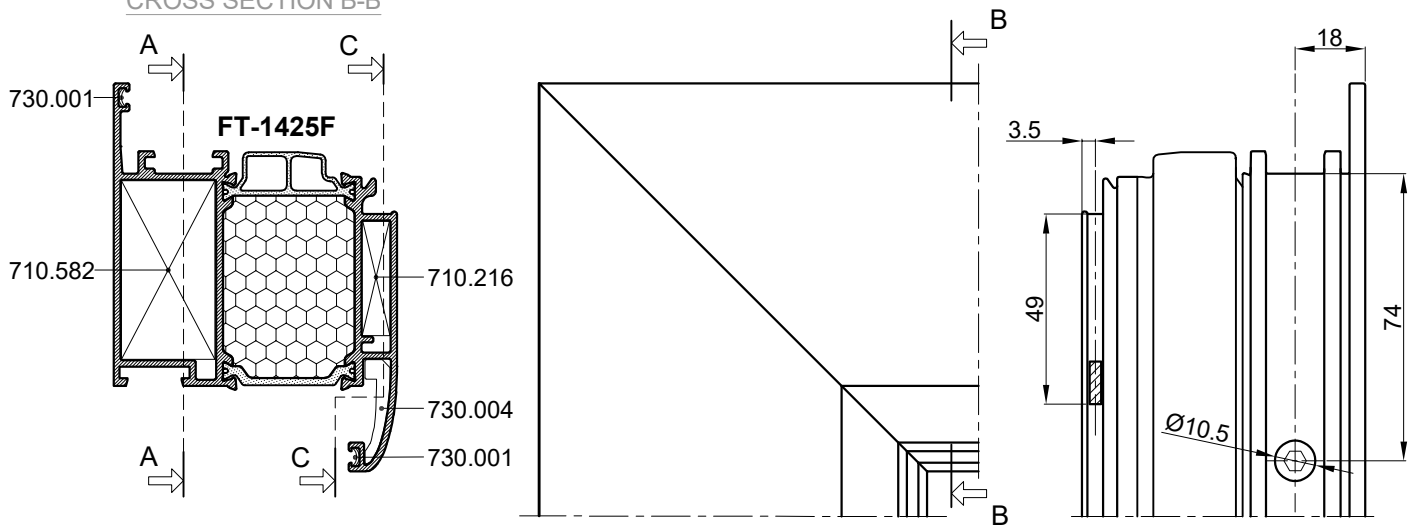


### SPAJANJE PROFILA FT-1425F KUTNICIMA; 710.216 i 710.582

CONNECTION OF PROFILES FT-1425F WITH CORNER BRACKETS; 710.216 and 710.582

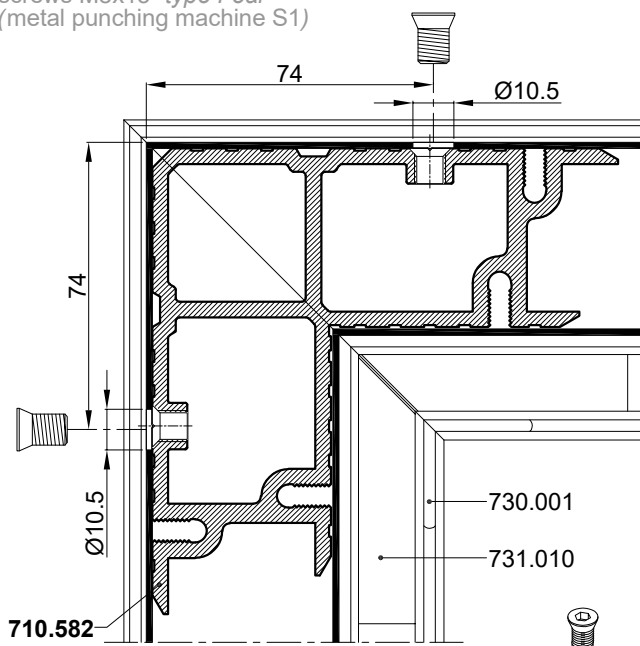
#### PRESJEK B-B

CROSS SECTION B-B



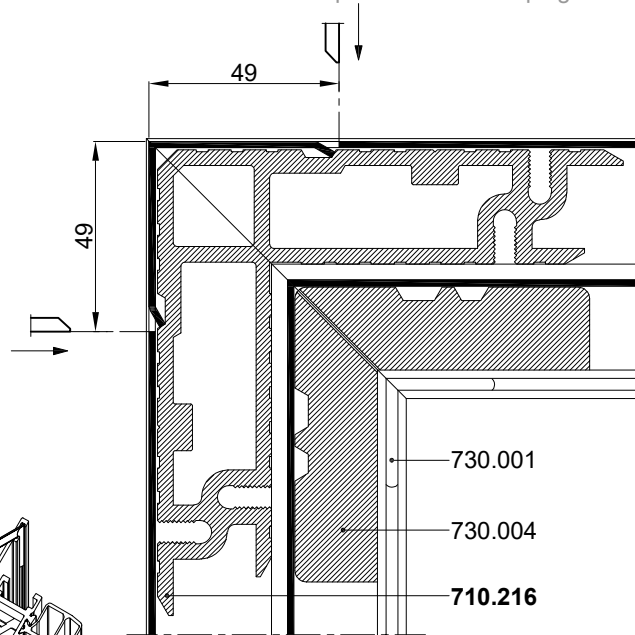
Spajanje kutnikom 710.582  
vijcima M8x13 -tip Feal-(štanca S1)  
Corner bracket connection 710.582  
screws M8x13 -type Feal-  
(metal punching machine S1)

Spajanje kutnikom 710.216  
uprešavanjem stijenke  
profila u kutnu spojnicu  
Corn. brac. connection 710.216  
aluminium profile corner crimping



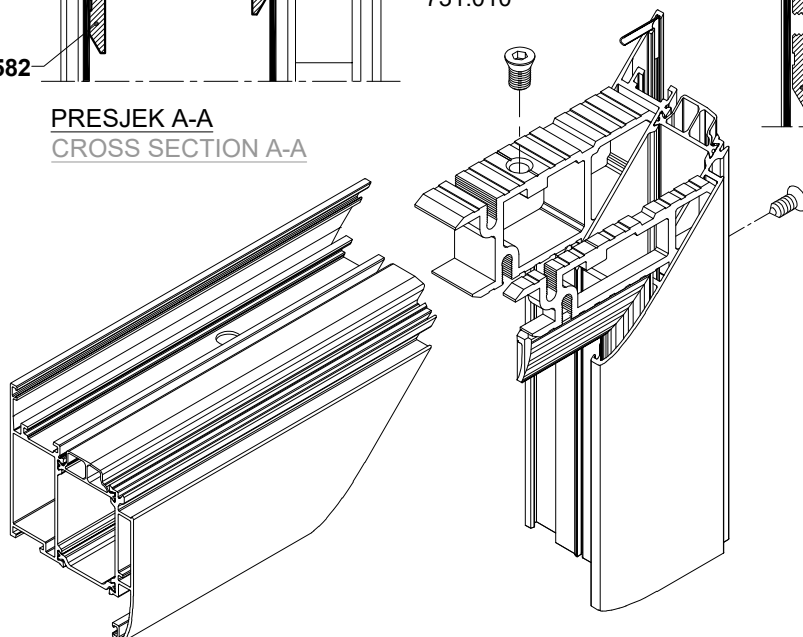
#### PRESJEK A-A

CROSS SECTION A-A



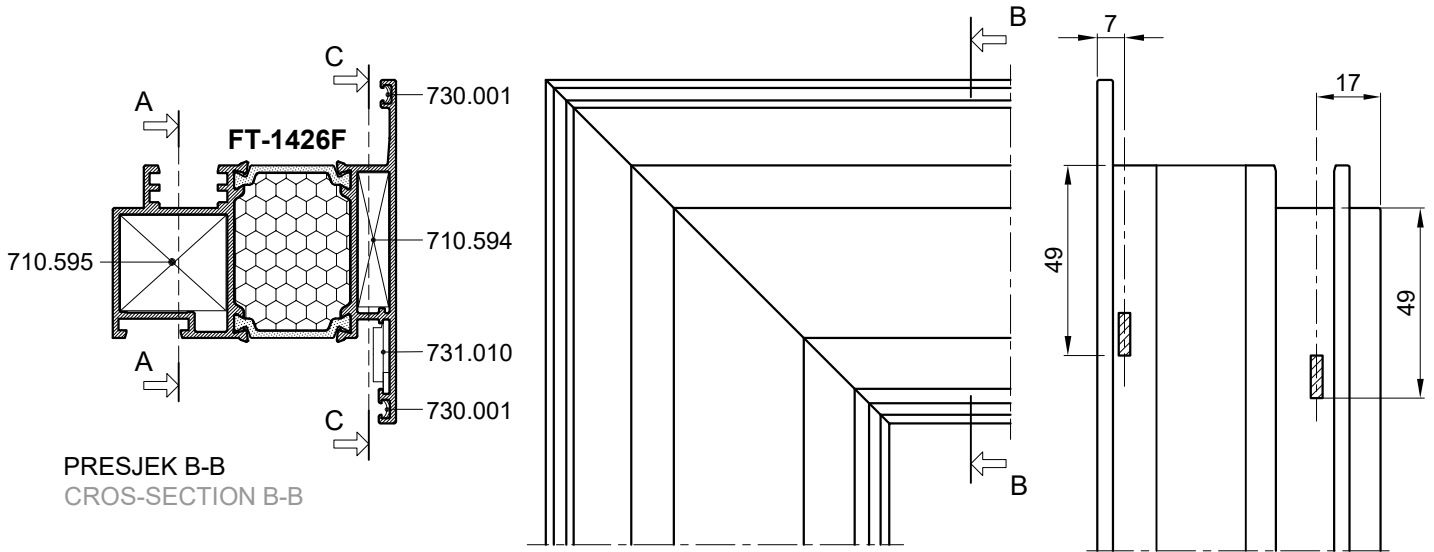
#### PRESJEK C-C

CROSS SECTION C-C



### SPAJANJE PROFILA FT-1426F KUTNICIMA; 710.594 i 710.595

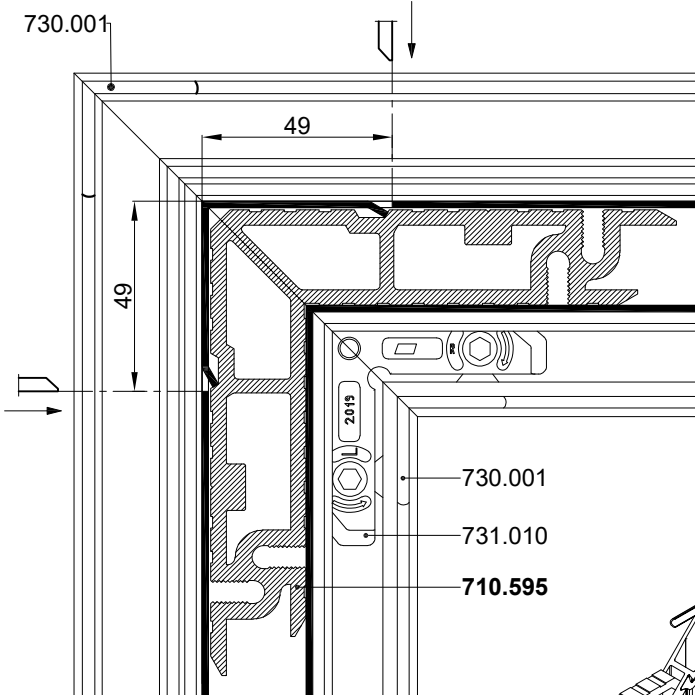
### CONNECTION OF PROFILES FT-1426F WITH CORNER BRACKETS; 710.594 and 710.595



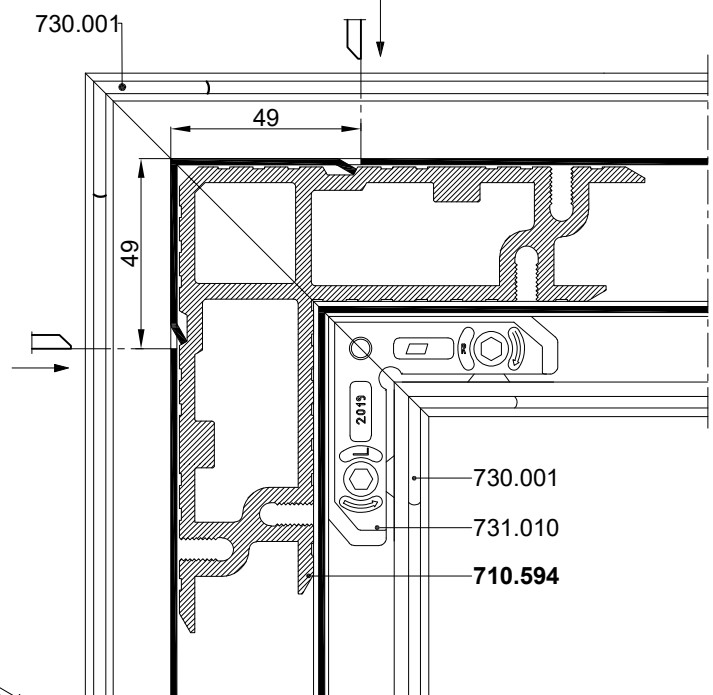
PRESJEK B-B  
CROSS-SECTION B-B

Spajanje kutnikom 710.595  
uprešavanjem stijenke  
profila u kutnu spojnicu  
Corn. brac. connection 710.595  
aluminium profile corner crimping

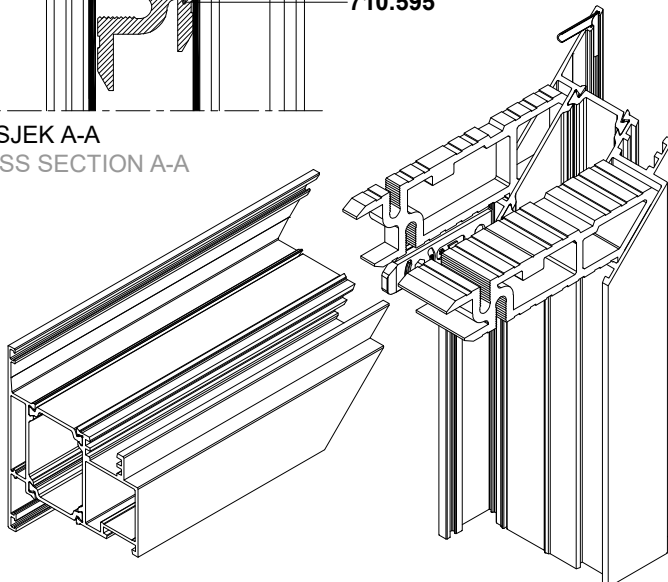
Spajanje kutnikom 710.594  
uprešavanjem stijenke  
profila u kutnu spojnicu  
Corn. brac. connection 710.594  
aluminium profile corner crimping



PRESJEK A-A  
CROSS SECTION A-A

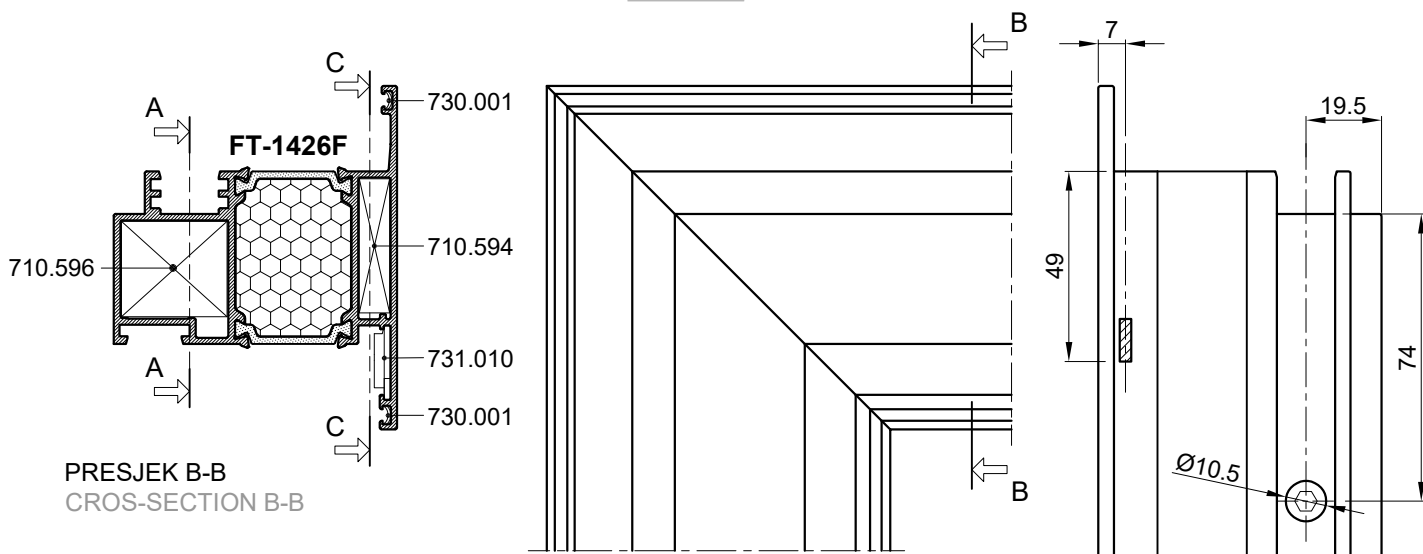


PRESJEK C-C  
CROSS SECTION C-C



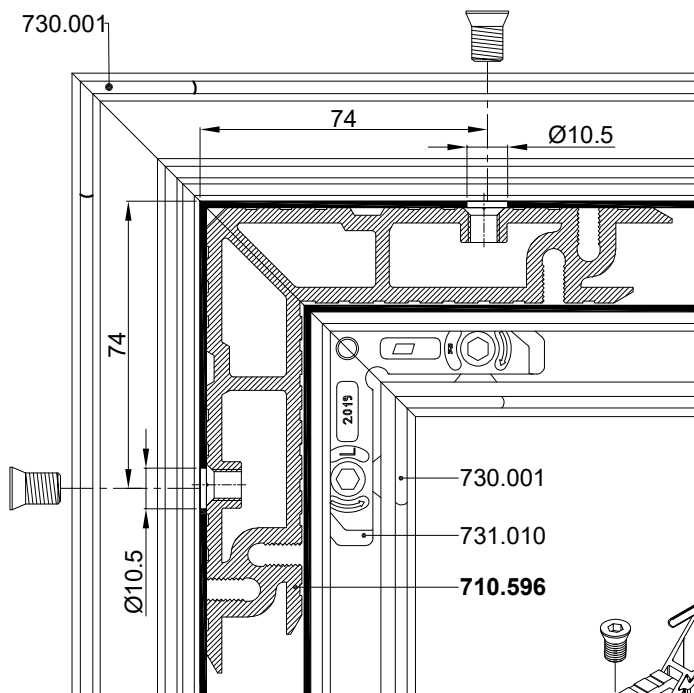
### SPAJANJE PROFILA FT-1426F KUTNICIMA; 710.594 i 710.596

CONNECTION OF PROFILES FT-1426F WITH CORNER BRACKETS; 710.594 and 710.596

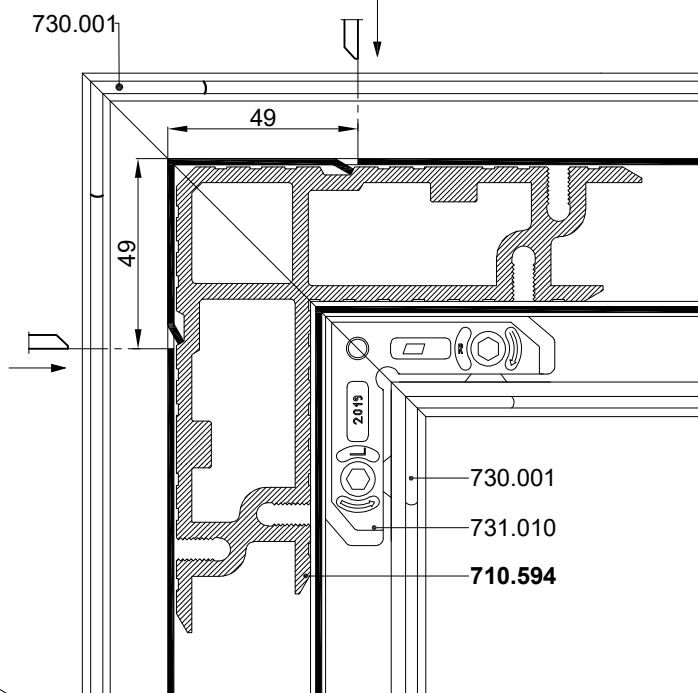


Spajanje kutnikom 710.596  
vijcima M8x13 -tip Feal-(štanca)  
Corner bracket connection 710.596  
screws M8x13 -type Feal-(punch)

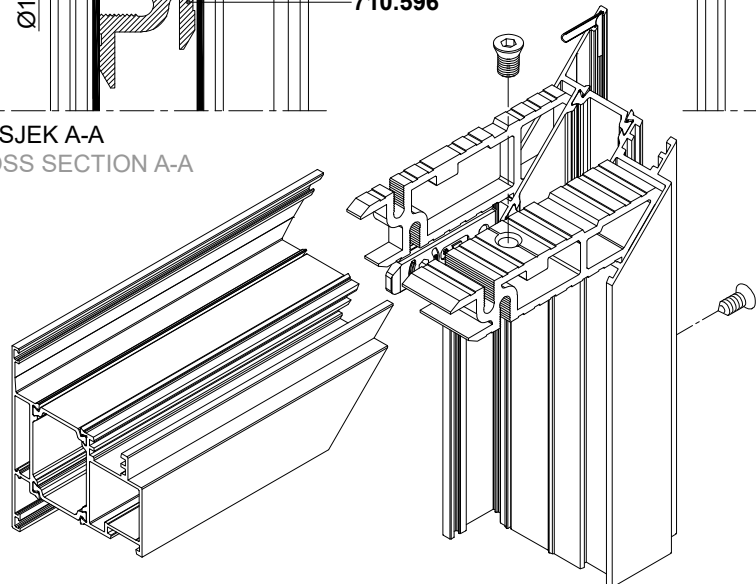
Spajanje kutnikom 710.594  
uprešavanjem stijenke  
profila u kutnu spojnicu  
Corn. brac. connection 710.594  
aluminium profile corner crimping



PRESJEK A-A  
CROSS SECTION A-A

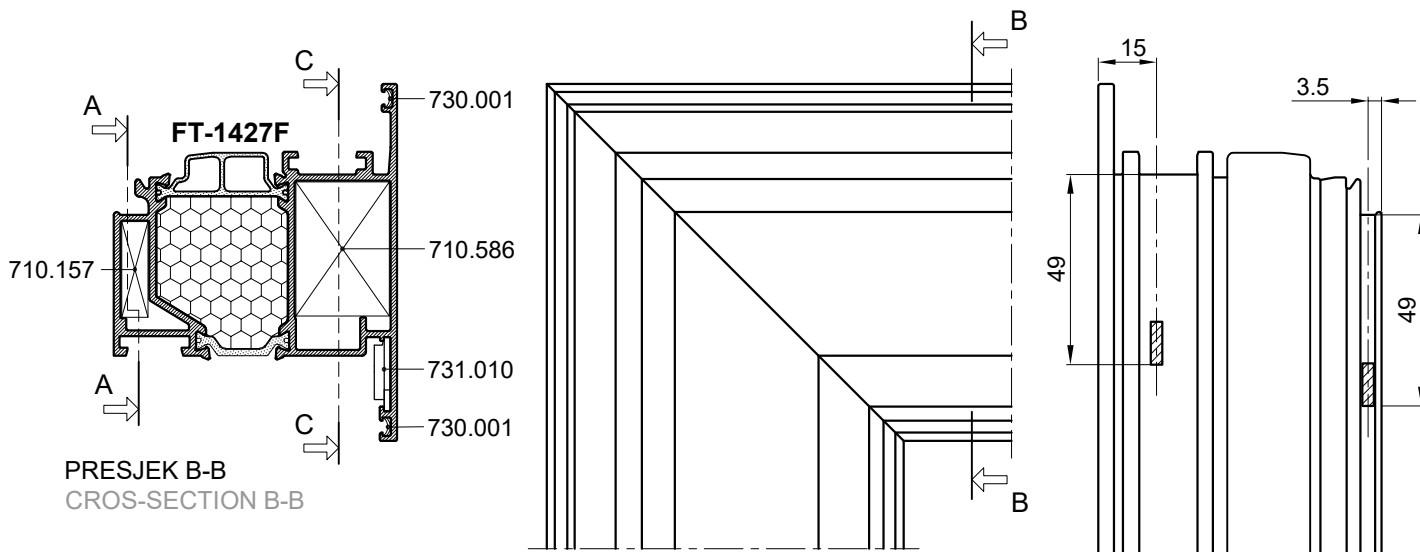


PRESJEK C-C  
CROSS SECTION C-C



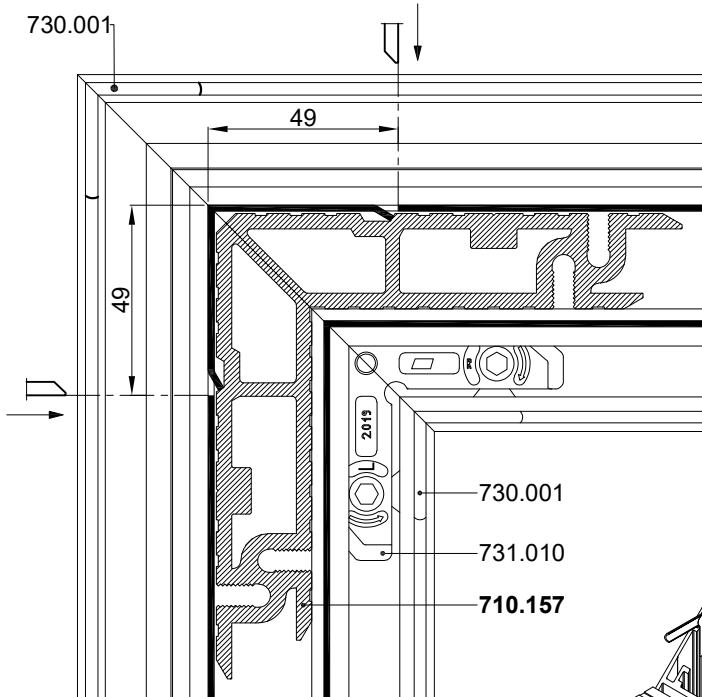
### SPAJANJE PROFILA FT-1427F KUTNICIMA; 710.586 i 710.157

CONNECTION OF PROFILES FT-1427F WITH CORNER BRACKETS; 710.586 and 710.157

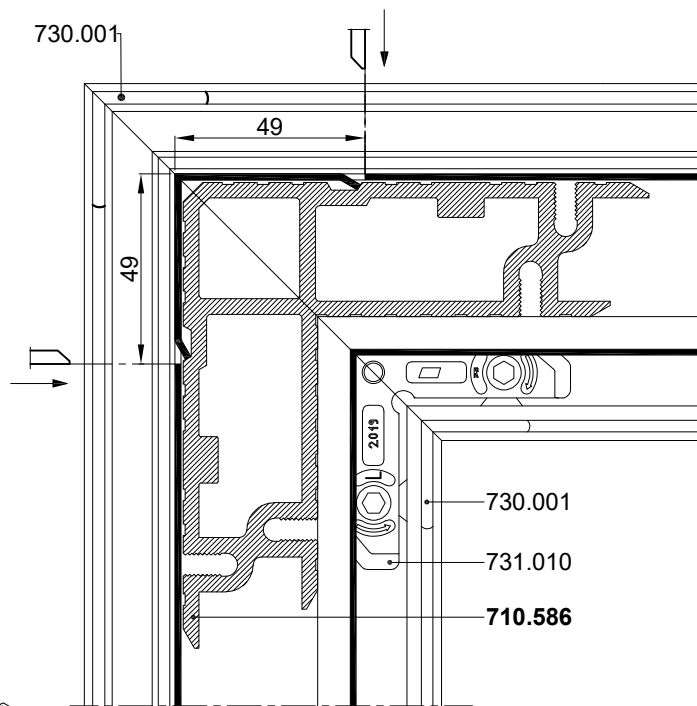


Spajanje kutnikom 710.157  
uprešavanjem stijenke  
profila u kutnu spojnicu  
Corn. brac. connection 710.157  
aluminium profile corner crimping

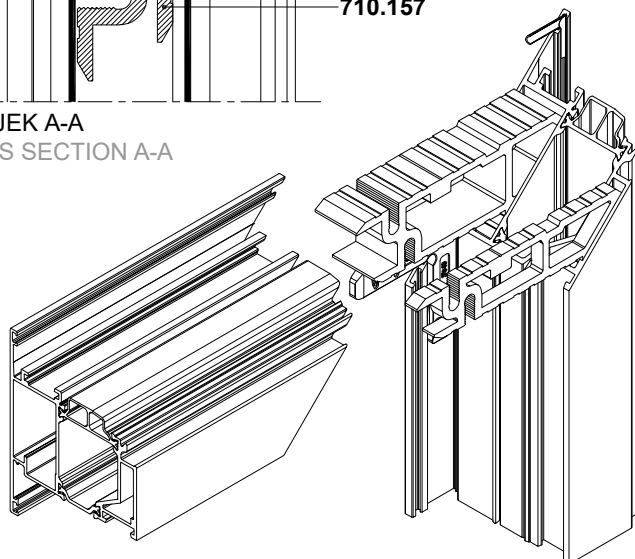
Spajanje kutnikom 710.586  
uprešavanjem stijenke  
profila u kutnu spojnicu  
Corn. brac. connection 710.586  
aluminium profile corner crimping



**PRESJEK A-A  
CROSS SECTION A-A**

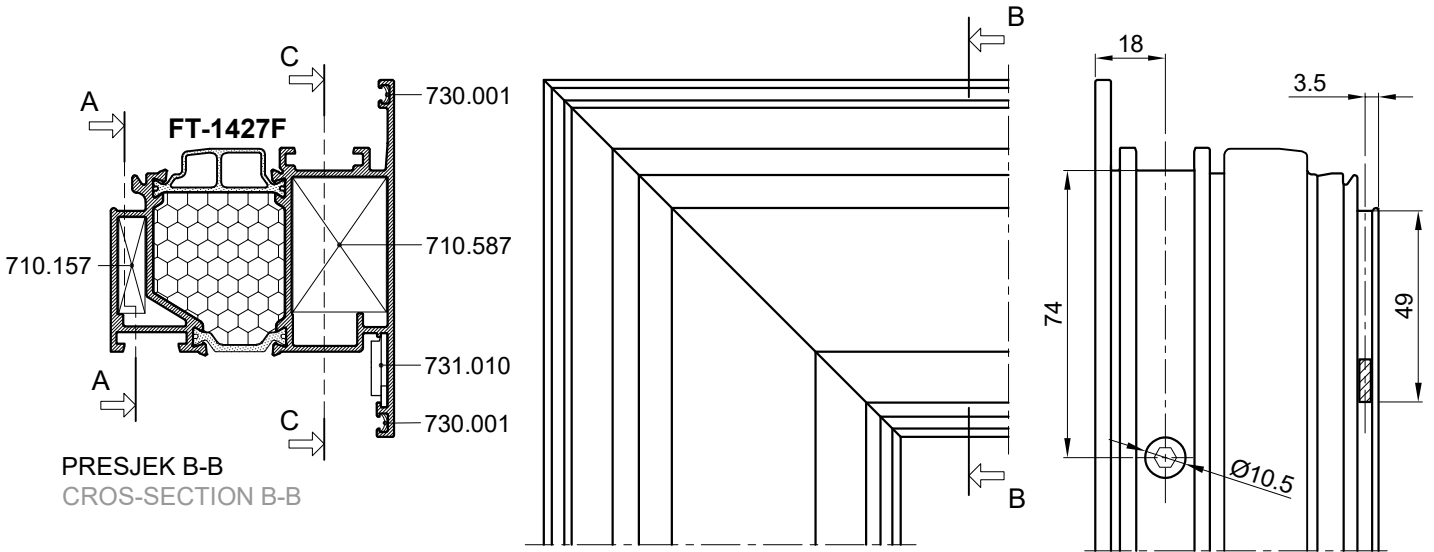


**PRESJEK C-C  
CROSS SECTION C-C**



### SPAJANJE PROFILA FT-1427F KUTNICIMA; 710.587 i 710.157

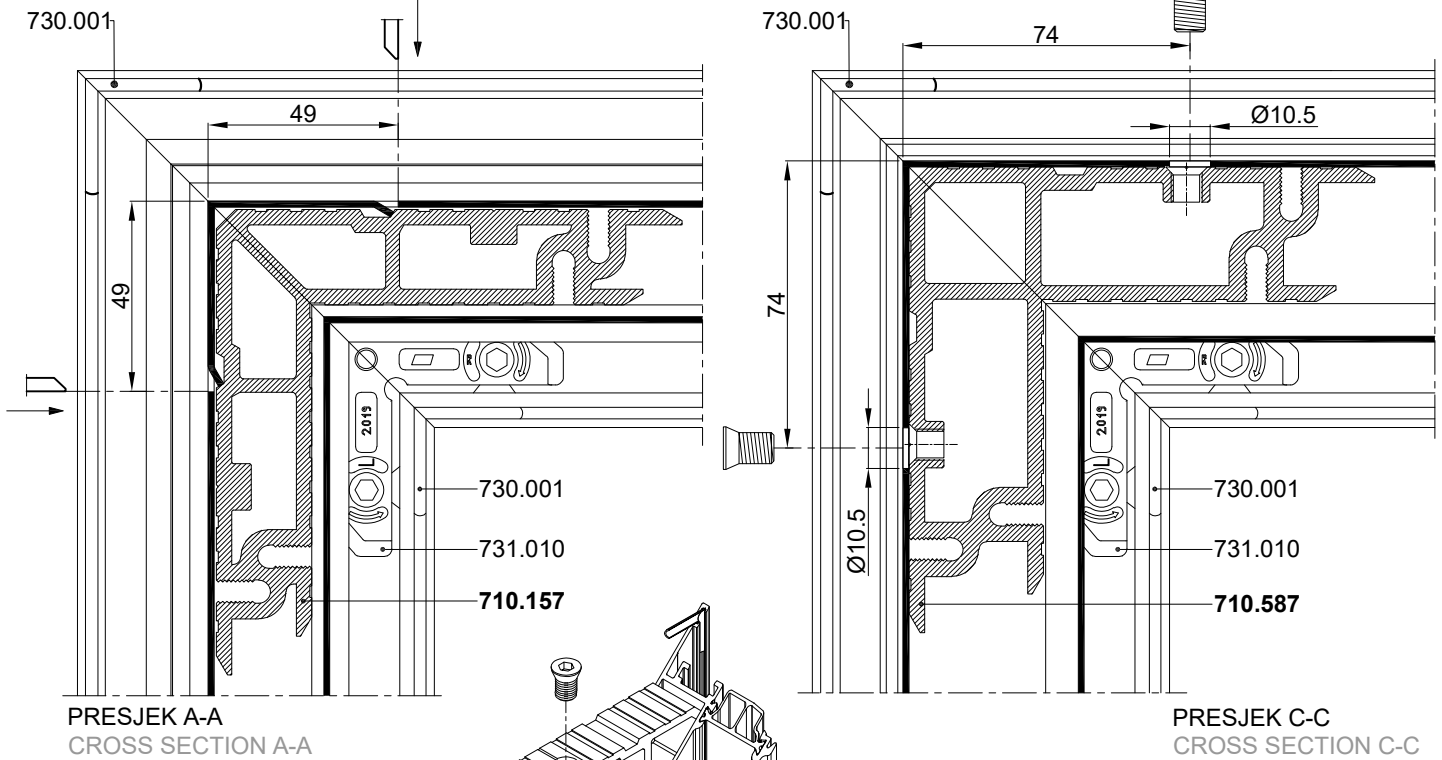
CONNECTION OF PROFILES FT-1427F WITH CORNER BRACKETS; 710.587 and 710.157



PRESJEK B-B  
CROSS-SECTION B-B

Spajanje kutnikom 710.157  
uprešavanjem stijenke  
profila u kutnu spojnicu  
Corn. brac. connection 710.157  
aluminium profile corner crimping

Spajanje kutnikom 710.587  
vijcima M8x13 -tip Feal-(štanca S1)  
Corner bracket connection 710.587  
screws M8x13 -type Feal-  
(metal punching machine S1)



PRESJEK A-A  
CROSS SECTION A-A

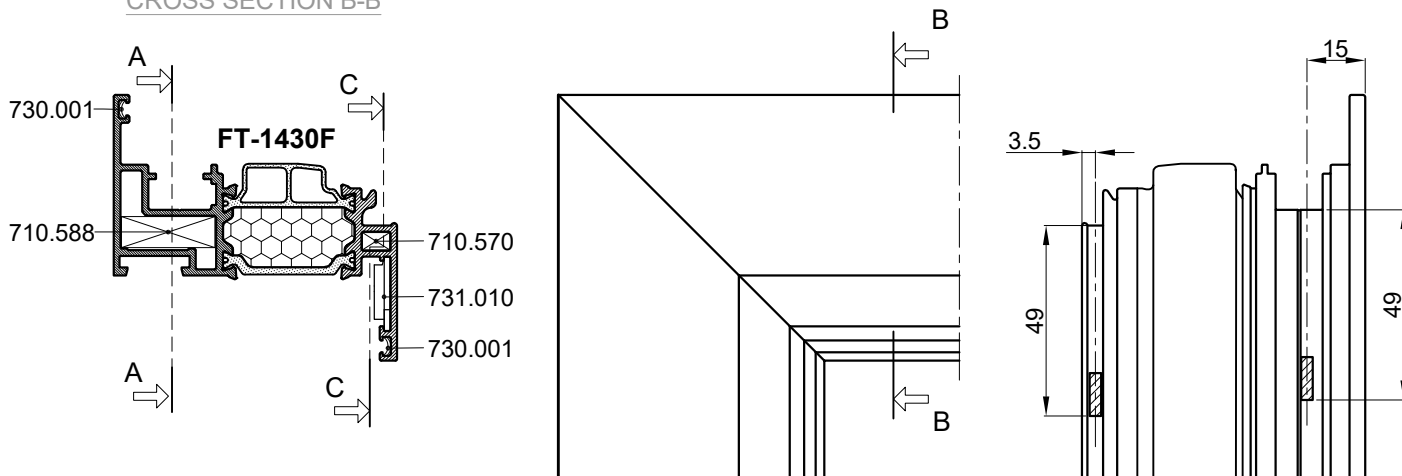
PRESJEK C-C  
CROSS SECTION C-C

### SPAJANJE PROFILA FT-1430F KUTNICIMA; 710.570 i 710.588

### CONNECTION OF PROFILES FT-1430F WITH CORNER BRACKETS; 710.570 and 710.588

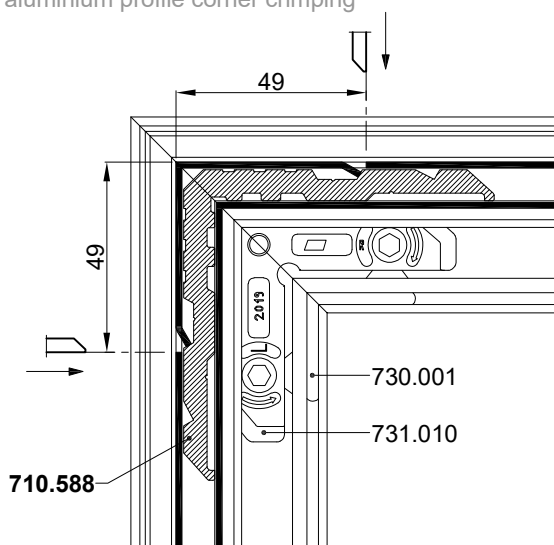
#### PRESJEK B-B

#### CROSS SECTION B-B



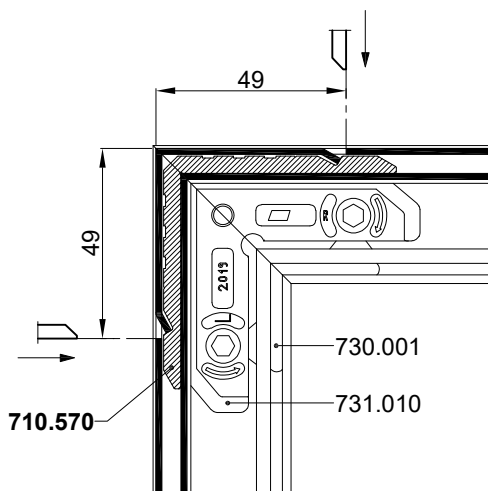
Spajanje kutnikom 710.588  
uprešavanjem stijenke  
profila u kutnu spojnicu  
Corn. brac. connection 710.588  
aluminium profile corner crimping

Spajanje kutnikom 710.570  
uprešavanjem stijenke  
profila u kutnu spojnicu  
Corn. brac. connection 710.570  
aluminium profile corner crimping



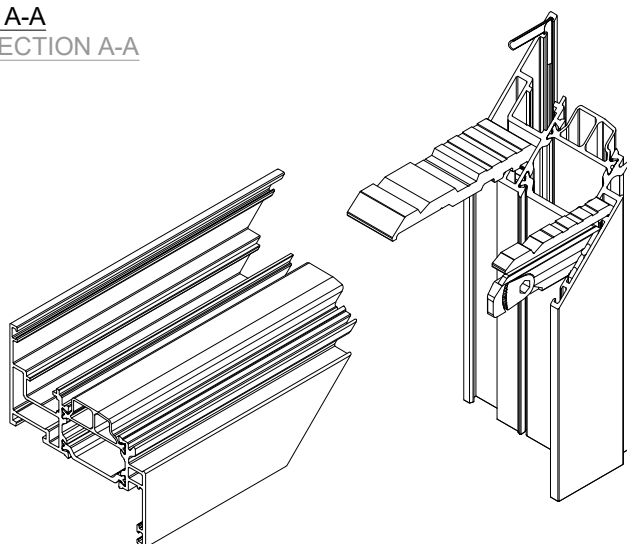
#### PRESJEK A-A

#### CROSS SECTION A-A



#### PRESJEK C-C

#### CROSS SECTION C-C

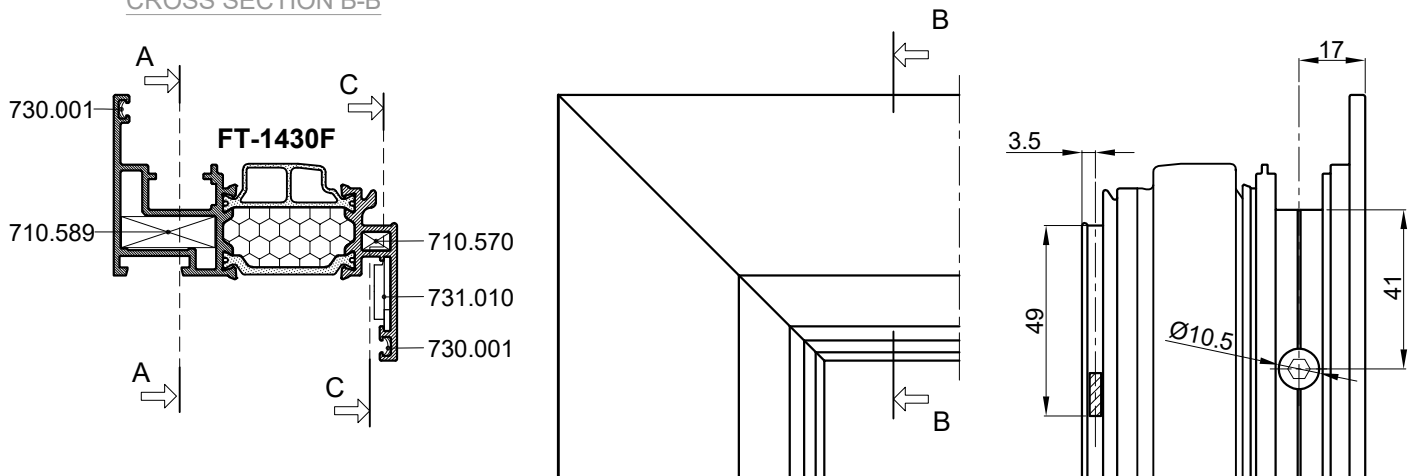


### SPAJANJE PROFILA FT-1430F KUTNICIMA; 710.570 i 710.589

### CONNECTION OF PROFILES FT-1430F WITH CORNER BRACKETS; 710.570 and 710.589

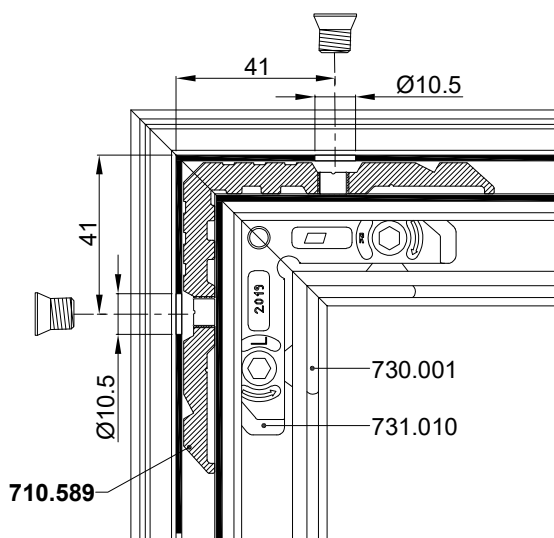
#### PRESJEK B-B

#### CROSS SECTION B-B



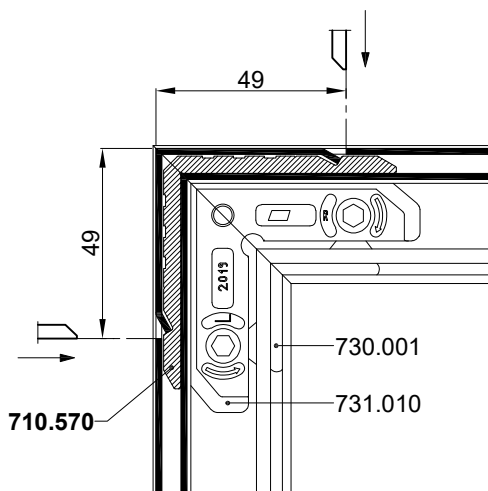
Spajanje kutnikom 710.589  
vijcima M8x10 -tip Feal-(štanca S1)  
Corner bracket connection 710.589  
screws M8x10 -type Feal-  
(metal punching machine S1)

Spajanje kutnikom 710.570  
uprešavanjem stijenke  
profila u kutnu spojnicu  
Corn. brac. connection 710.570  
aluminium profile corner crimping



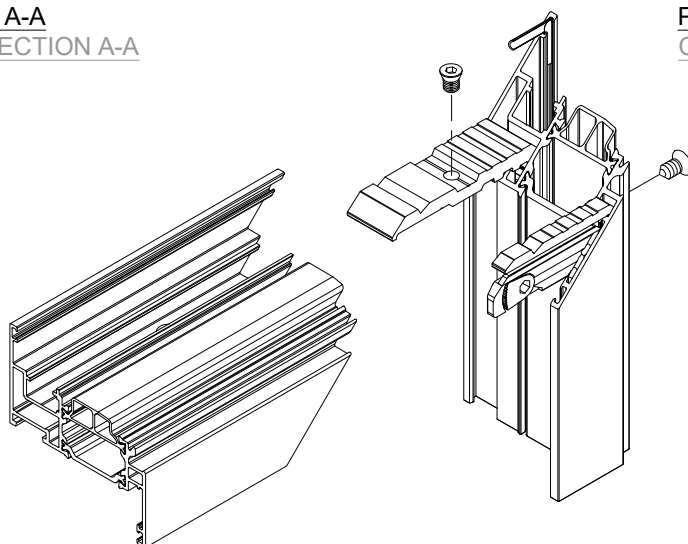
#### PRESJEK A-A

#### CROSS SECTION A-A



#### PRESJEK C-C

#### CROSS SECTION C-C

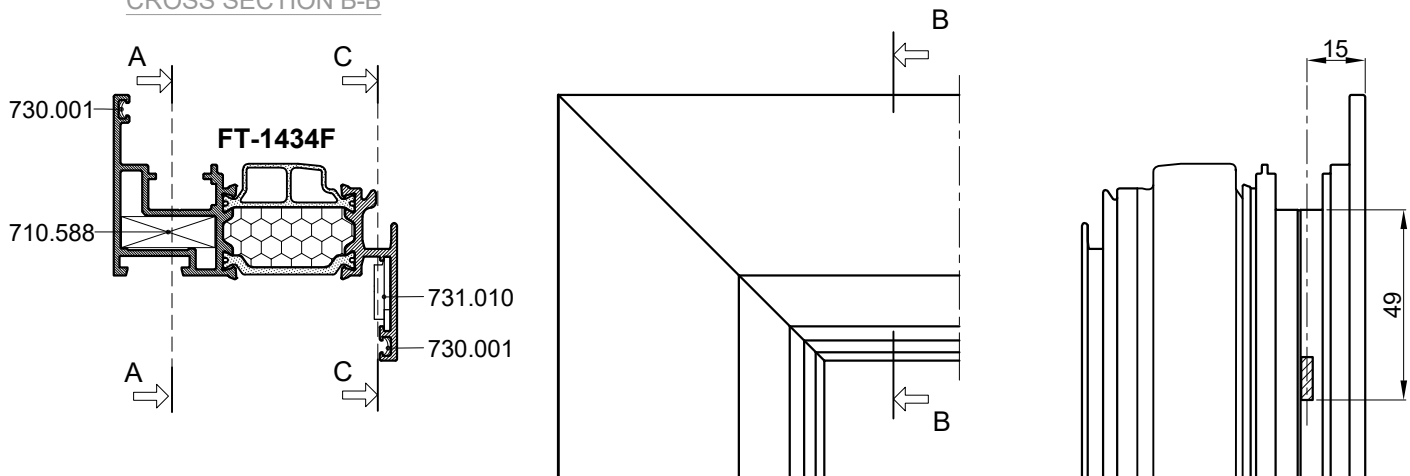


### SPAJANJE PROFILA FT-1434F KUTNICIMA; 710.588 i 731.010

CONNECTION OF PROFILES FT-1434F WITH CORNER BRACKETS; 710.588 and 731.010

#### PRESJEK B-B

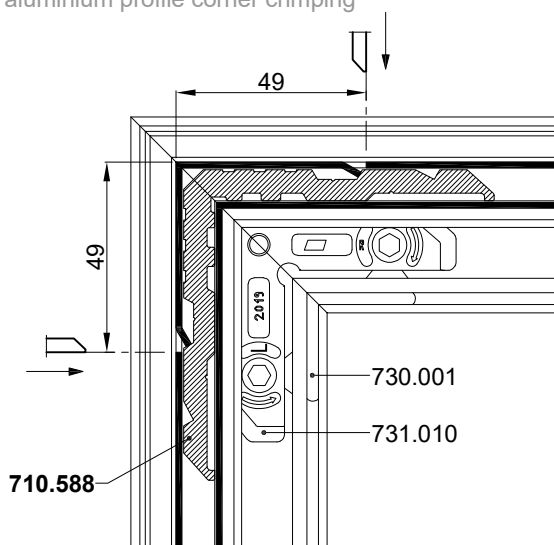
CROSS SECTION B-B



#### Spajanje kutnikom 710.588

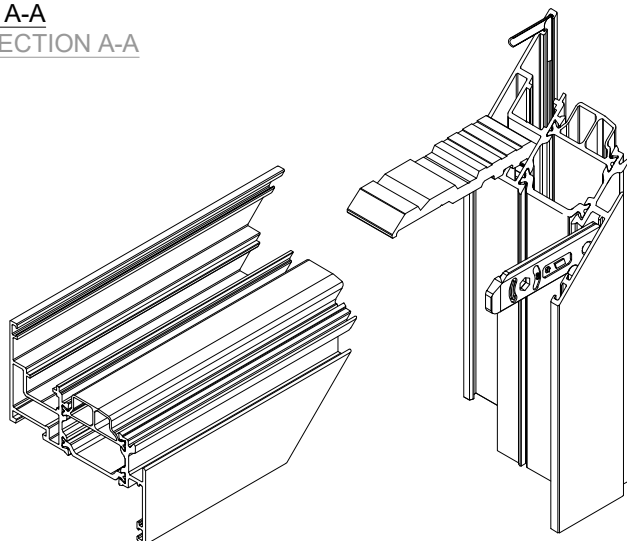
uprešavanjem stijenke  
profila u kutnu spojnicu

Corn. brac. connection 710.588  
aluminium profile corner crimping



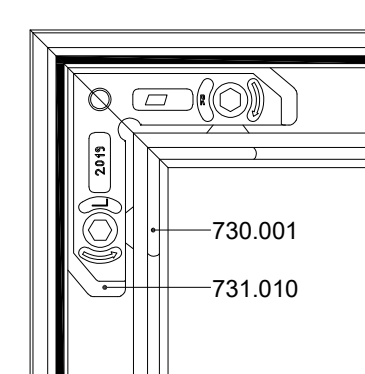
#### PRESJEK A-A

CROSS SECTION A-A



#### Spajanje kutnikom 731.010

Corn. brac. connection 731.010



#### PRESJEK C-C

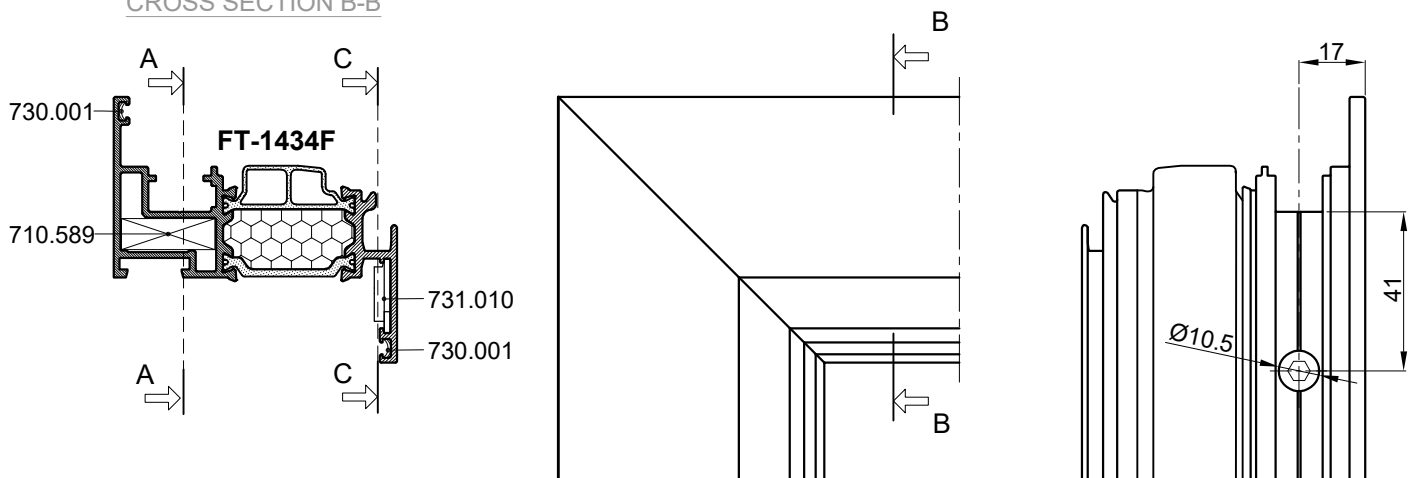
CROSS SECTION C-C

### SPAJANJE PROFILA FT-1434F KUTNICIMA; 710.589 i 731.010

CONNECTION OF PROFILES FT-1434F WITH CORNER BRACKETS; 710.589 and 731.010

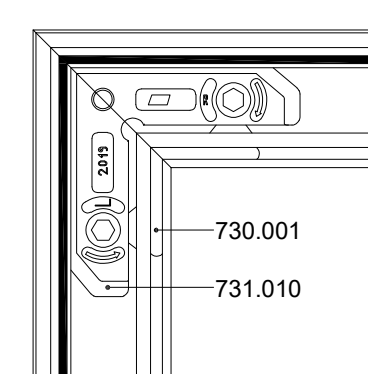
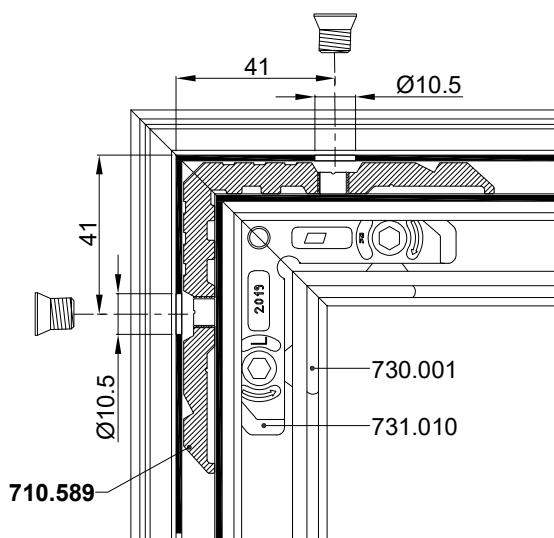
#### PRESJEK B-B

CROSS SECTION B-B



Spajanje kutnikom 710.589  
vijcima M8x10 -tip Feal-(štanca S1)  
Corner bracket connection 710.589  
screws M8x10 -type Feal-  
(metal punching machine S1)

Spajanje kutnikom 731.010  
Corn. brac. connection 731.010

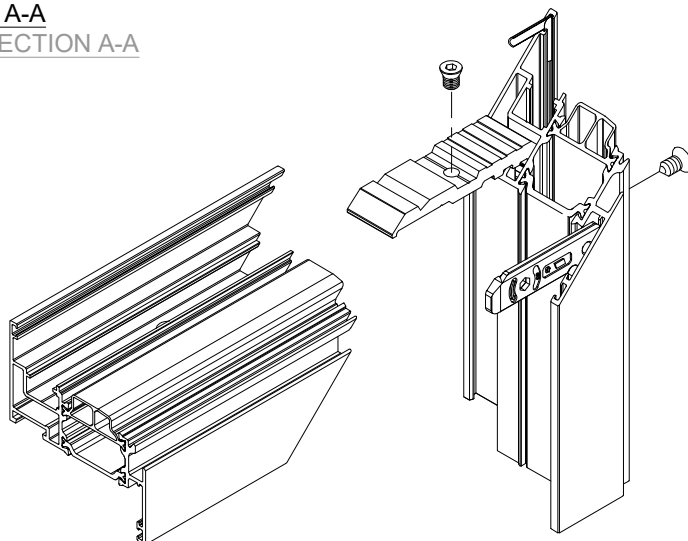


#### PRESJEK C-C

CROSS SECTION C-C

#### PRESJEK A-A

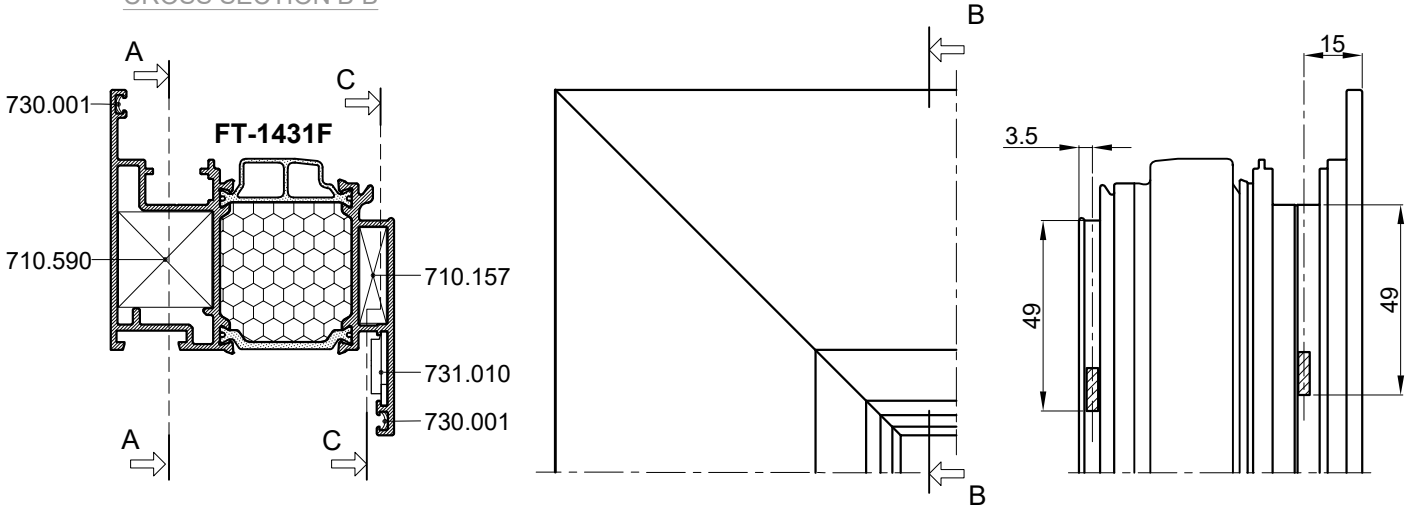
CROSS SECTION A-A



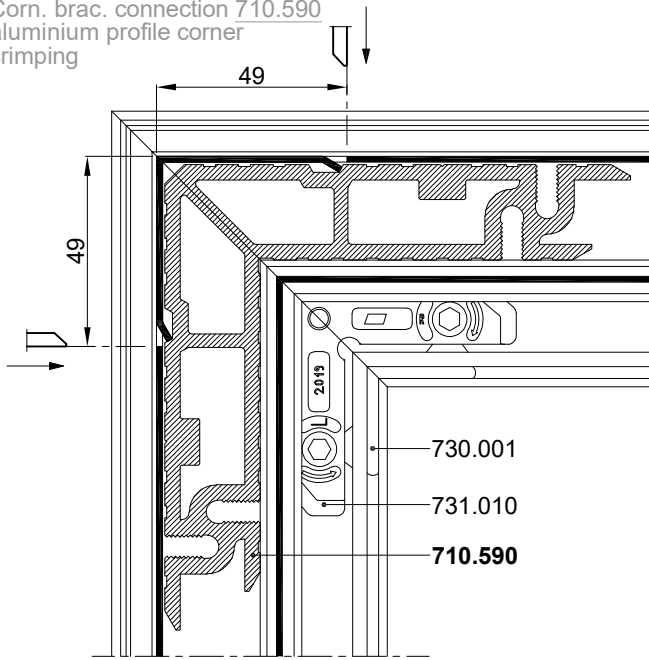
### SPAJANJE PROFILA FT-1431F KUTNICIMA; 710.157 i 710.590

### CONNECTION OF PROFILES FT-1431F WITH CORNER BRACKETS; 710.157 and 710.590

**PRESJEK B-B**  
CROSS SECTION B-B

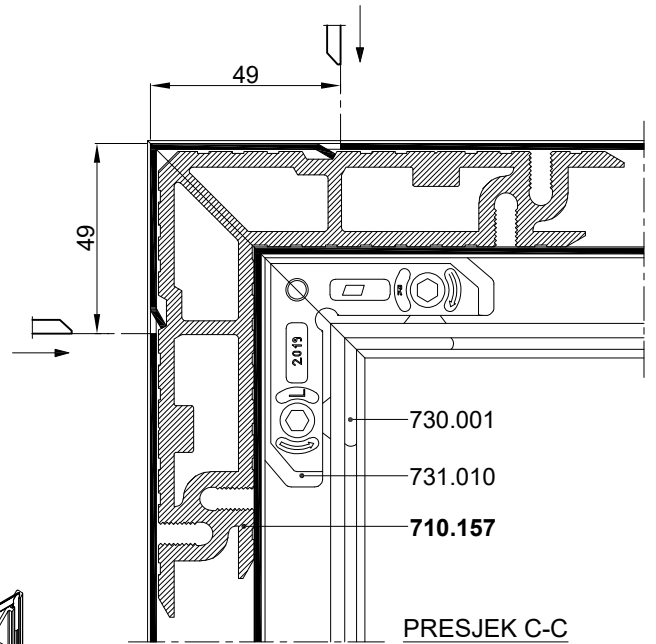


Spajanje kutnikom 710.590  
uprešavanjem stijenke  
profila u kutnu spojnicu  
Corn. brac. connection 710.590  
aluminium profile corner  
crimping

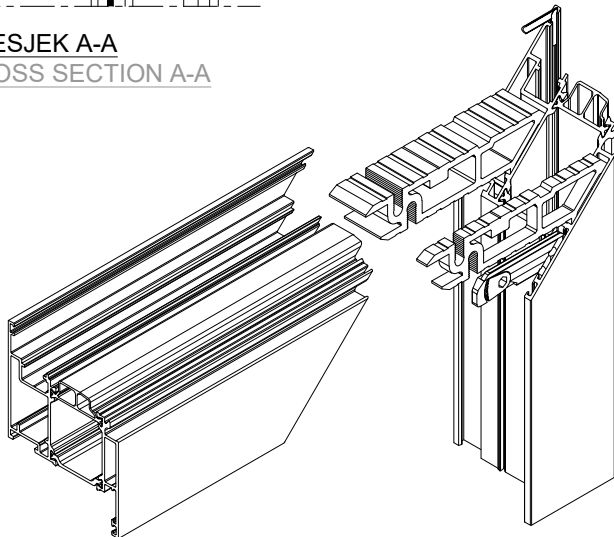


**PRESJEK A-A**  
CROSS SECTION A-A

Spajanje kutnikom 710.157  
uprešavanjem stijenke  
profila u kutnu spojnicu  
Corn. brac. connection 710.157  
aluminium profile corner  
crimping



**PRESJEK C-C**  
CROSS SECTION C-C

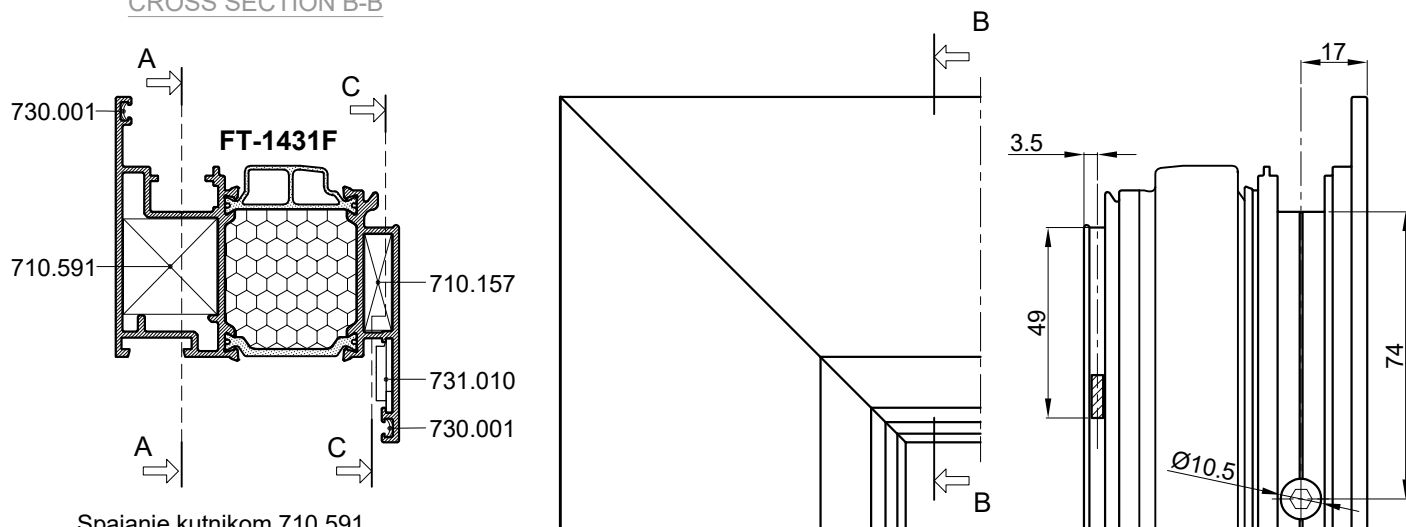


### SPAJANJE PROFILA FT-1431F KUTNICIMA; 710.157 i 710.591

### CONNECTION OF PROFILES FT-1431F WITH CORNER BRACKETS; 710.157 and 710.591

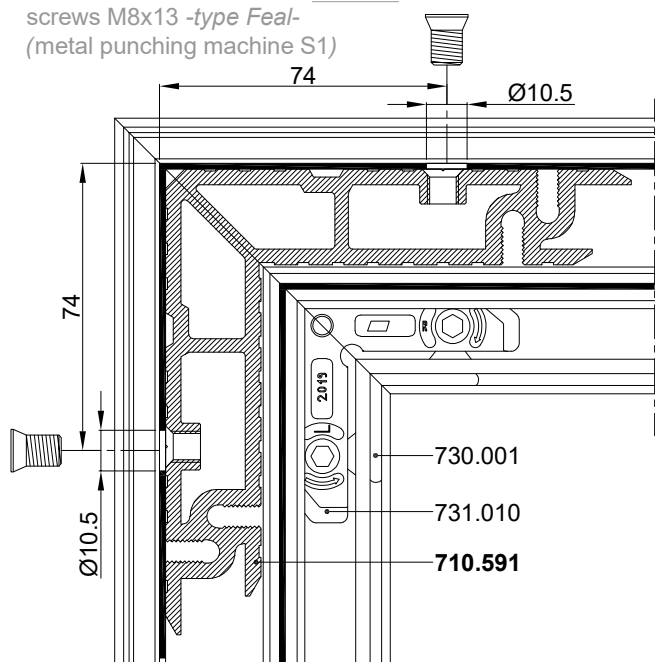
#### PRESJEK B-B

#### CROSS SECTION B-B



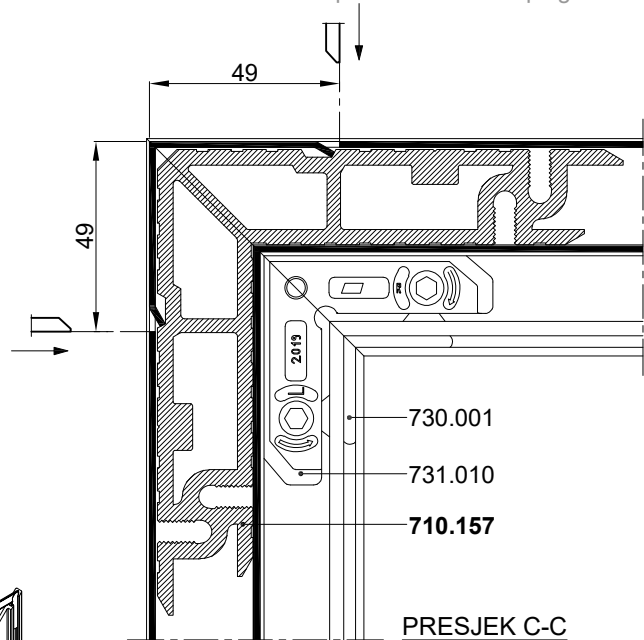
Spajanje kutnikom 710.591  
vijcima M8x13 -tip Feal-(štanca S1)  
Corner bracket connection 710.591  
screws M8x13 -type Feal-  
(metal punching machine S1)

Spajanje kutnikom 710.157  
uprešavanjem stijenke  
profila u kutnu spojnicu  
Corn. brac. connection 710.157  
aluminium profile corner crimping



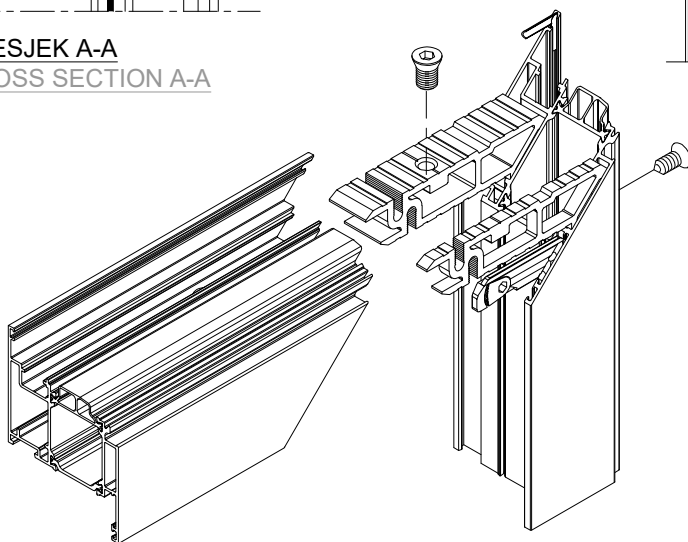
#### PRESJEK A-A

#### CROSS SECTION A-A



#### PRESJEK C-C

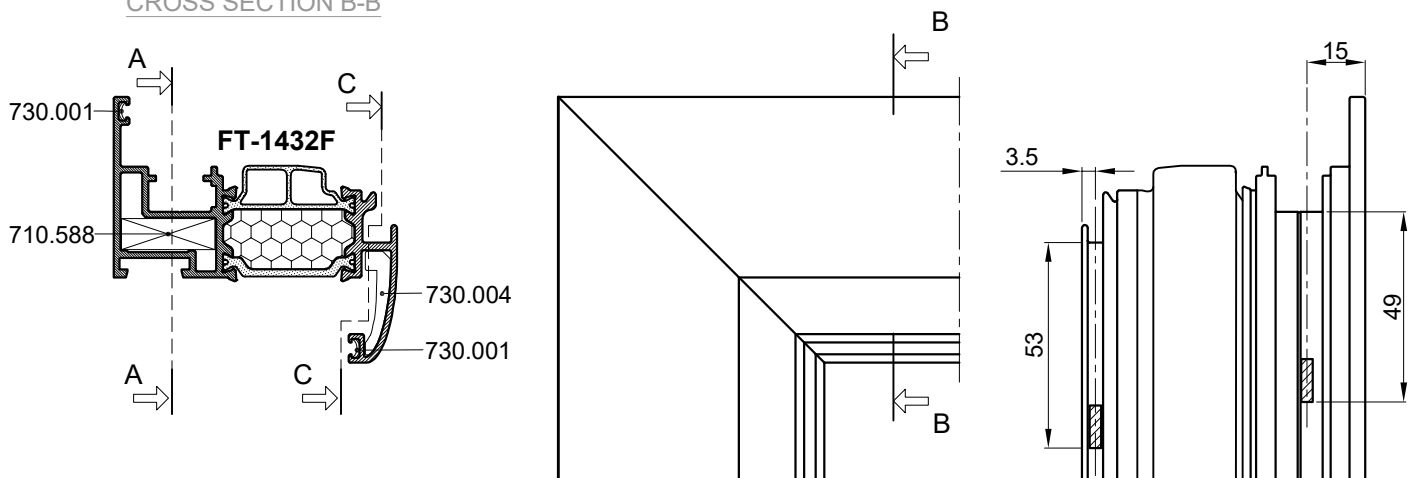
#### CROSS SECTION C-C



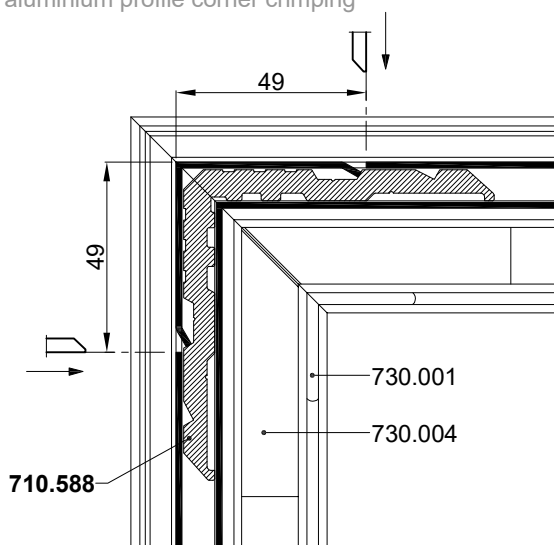
### SPAJANJE PROFILA FT-1432F KUTNICIMA; 710.588 i 730.004

CONNECTION OF PROFILES FT-1432F WITH CORNER BRACKETS; 710.588 and 730.004

**PRESJEK B-B**  
CROSS SECTION B-B

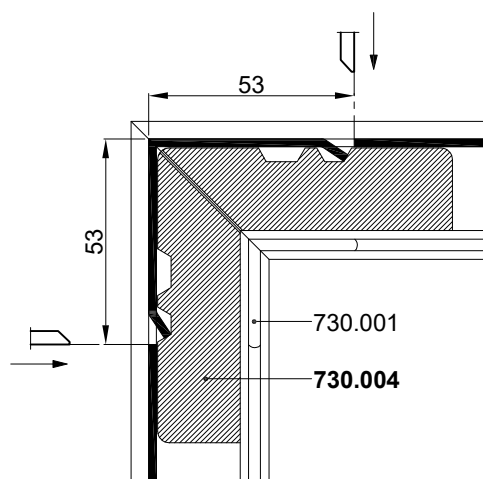


Spajanje kutnikom 710.588  
uprešavanjem stijenke  
profila u kutnu spojnicu  
Corn. brac. connection 710.588  
aluminium profile corner crimping

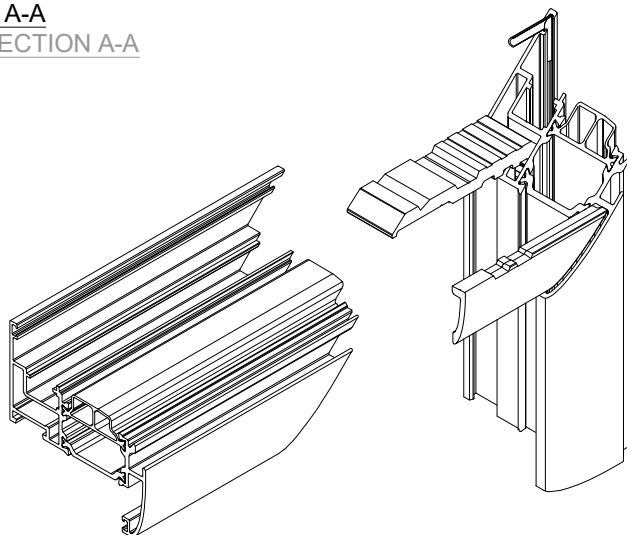


**PRESJEK A-A**  
CROSS SECTION A-A

Spajanje kutnikom 730.004  
uprešavanjem stijenke  
profila u kutnu spojnicu  
Corn. brac. connection 730.004  
aluminium profile corner crimping



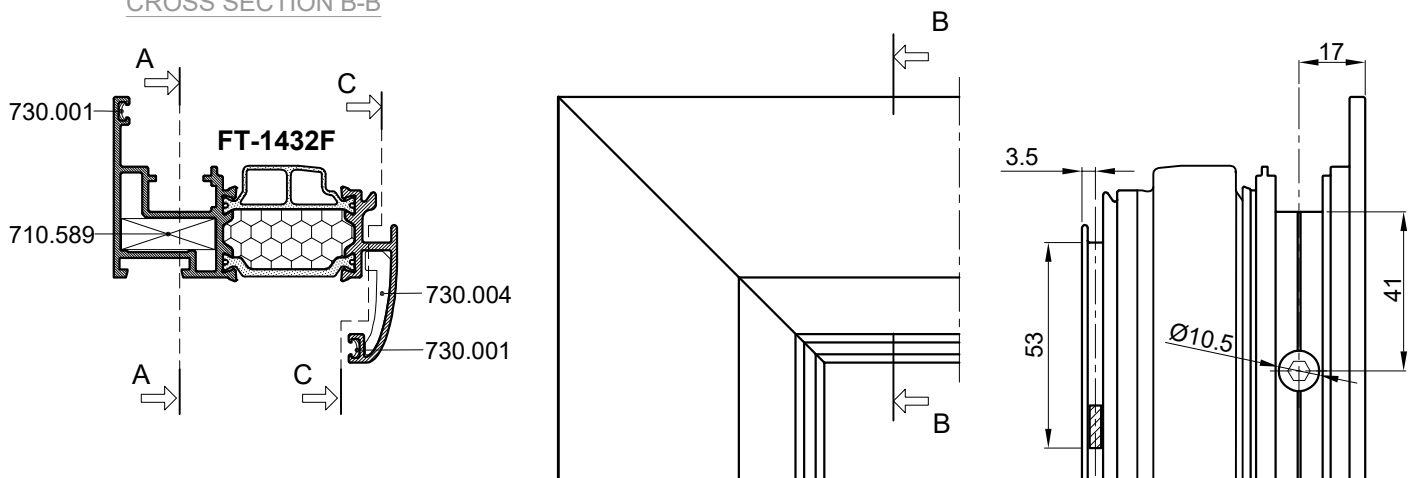
**PRESJEK C-C**  
CROSS SECTION C-C



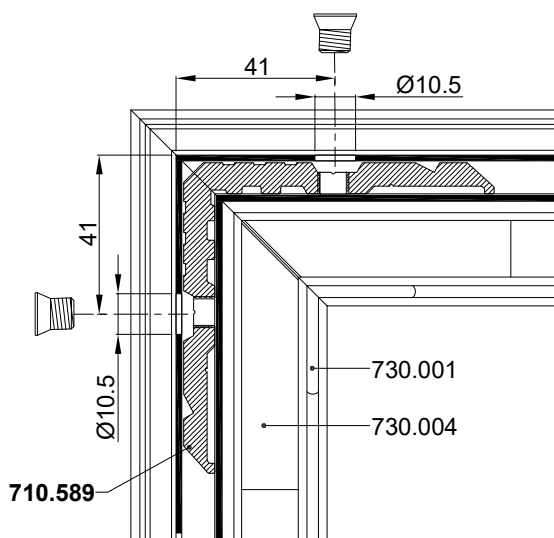
### SPAJANJE PROFILA FT-1432F KUTNICIMA; 710.589 i 730.004

CONNECTION OF PROFILES FT-1432F WITH CORNER BRACKETS; 710.589 and 730.004

**PRESJEK B-B**  
CROSS SECTION B-B

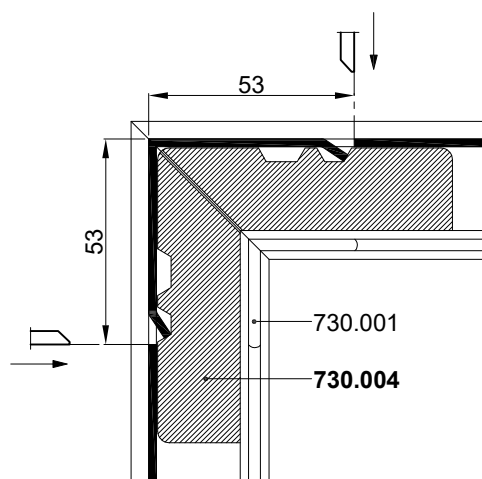


Spajanje kutnikom 710.589  
vijcima M8x10 -tip Feal-(štanca S1)  
Corner bracket connection 710.589  
screws M8x10 -type Feal-  
(metal punching machine S1)

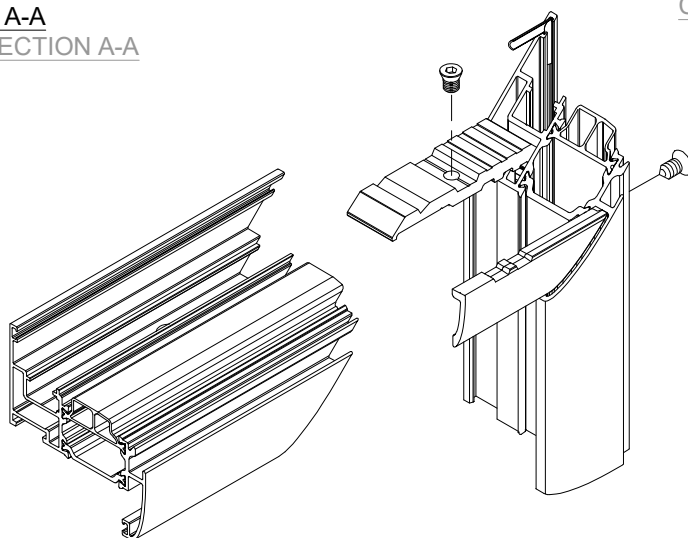


**PRESJEK A-A**  
CROSS SECTION A-A

Spajanje kutnikom 730.004  
uprešavanjem stijenke  
profila u kutnu spojnicu  
Corn. brac. connection 730.004  
aluminium profile corner crimping



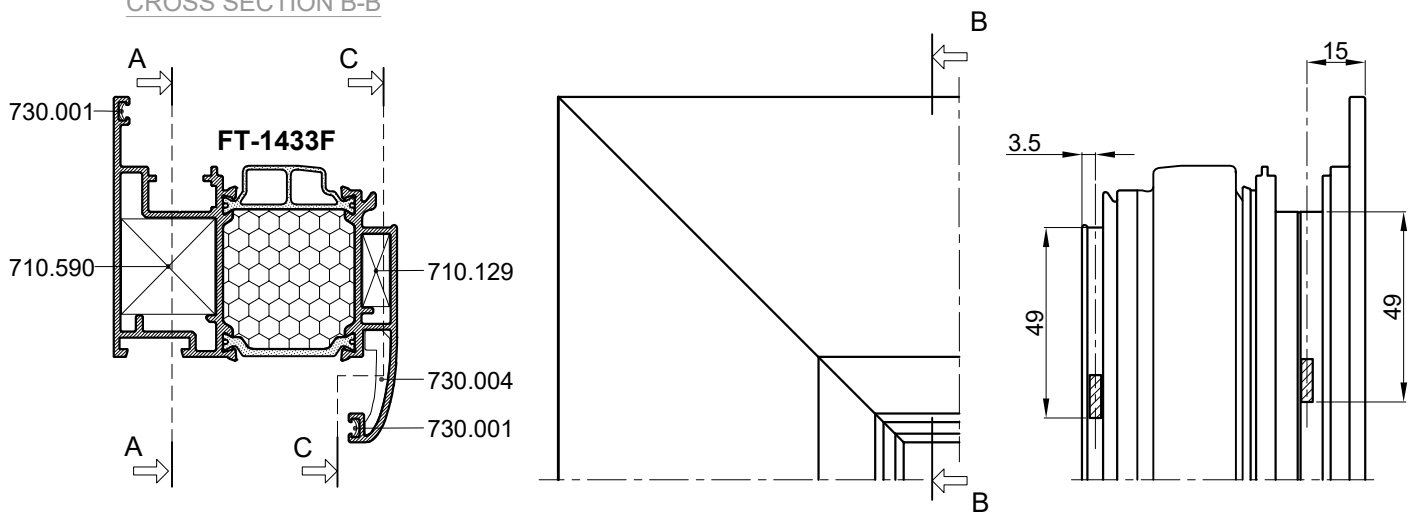
**PRESJEK C-C**  
CROSS SECTION C-C



### SPAJANJE PROFILA FT-1433F KUTNICIMA; 710.129 i 710.590

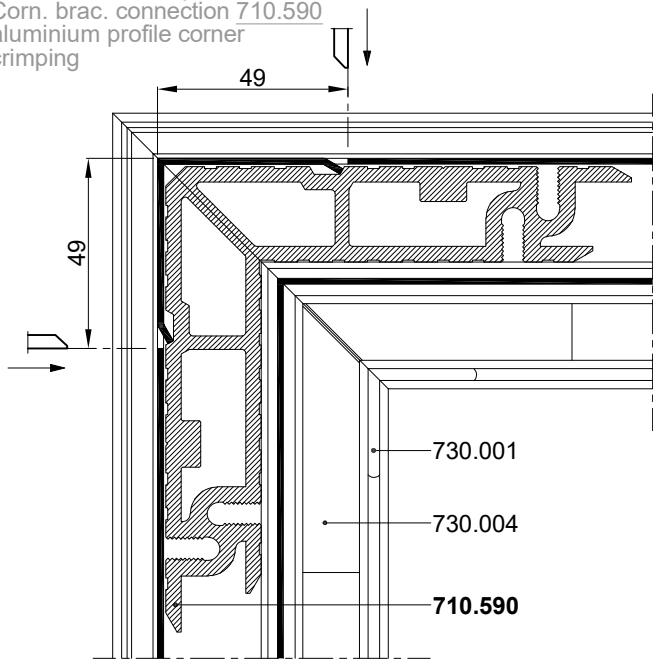
### CONNECTION OF PROFILES FT-1433F WITH CORNER BRACKETS; 710.129 and 710.590

**PRESJEK B-B**  
CROSS SECTION B-B

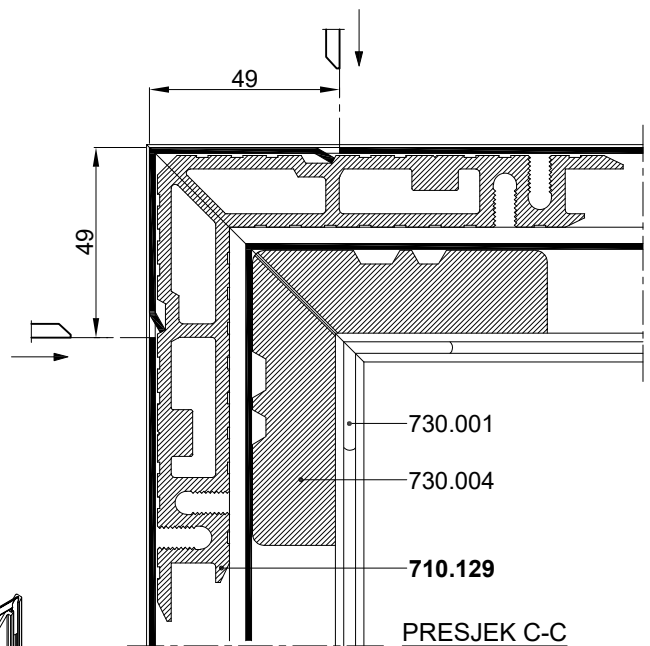


Spajanje kutnikom 710.590  
uprešavanjem stijenke  
profila u kutnu spojnicu  
Corn. brac. connection 710.590  
aluminium profile corner  
crimping

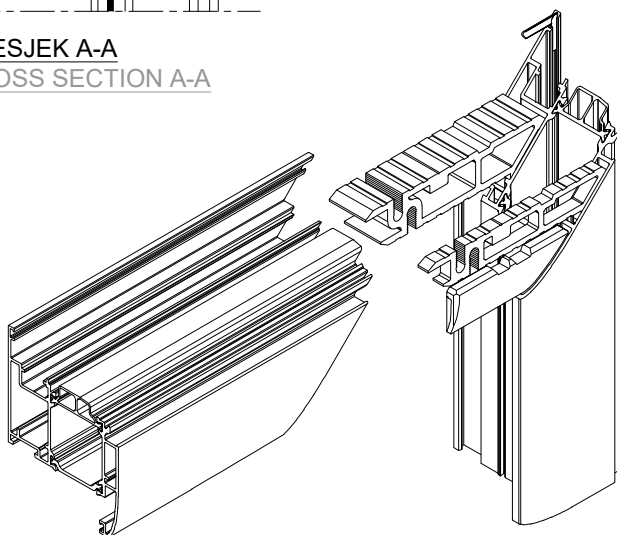
Spajanje kutnikom 710.129  
uprešavanjem stijenke  
profila u kutnu spojnicu  
Corn. brac. connection 710.129  
aluminium profile corner  
crimping



**PRESJEK A-A**  
CROSS SECTION A-A



**PRESJEK C-C**  
CROSS SECTION C-C

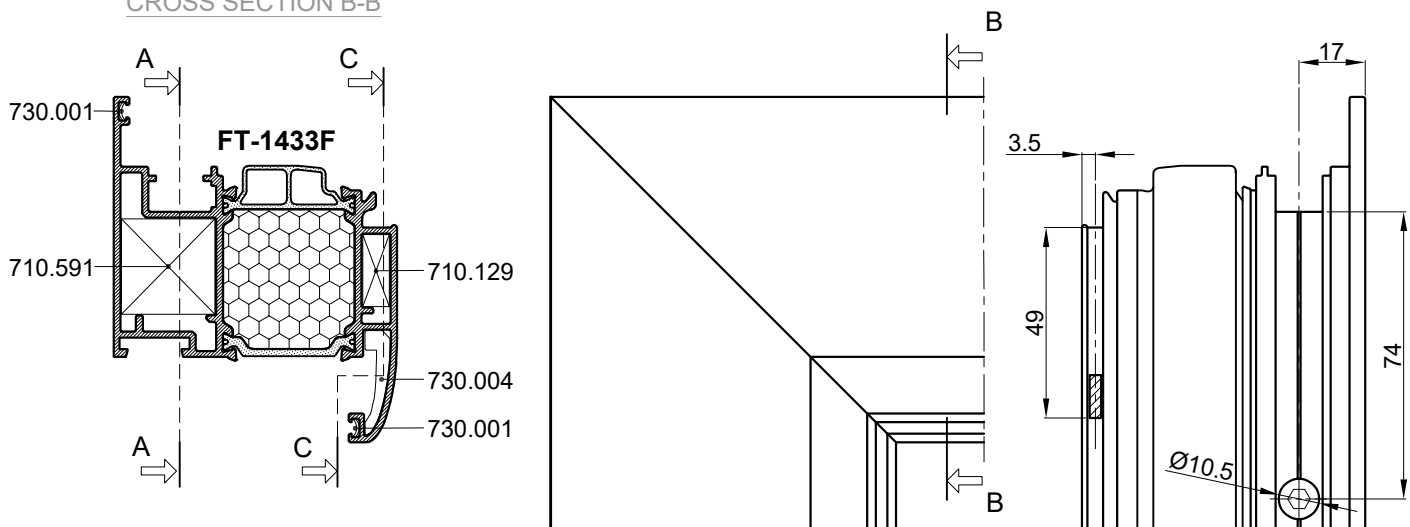


### SPAJANJE PROFILA FT-1433F KUTNICIMA; 710.129 i 710.591

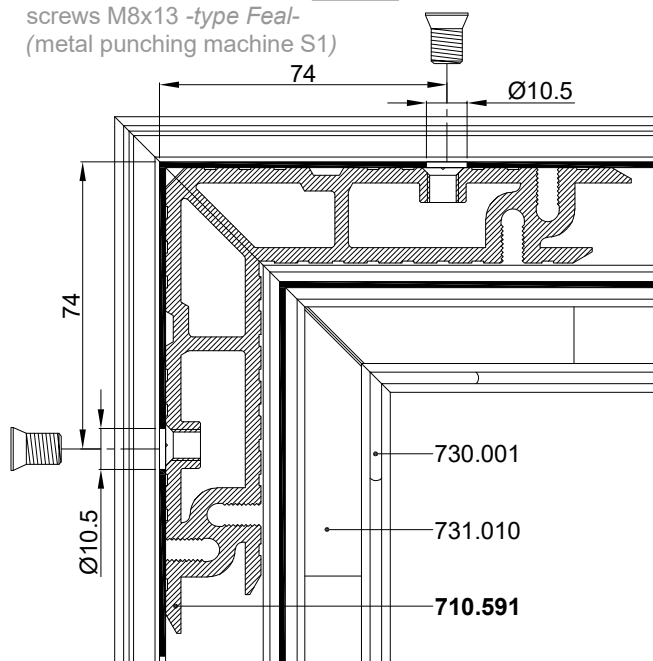
CONNECTION OF PROFILES FT-1433F WITH CORNER BRACKETS; 710.129 and 710.591

#### PRESJEK B-B

CROSS SECTION B-B



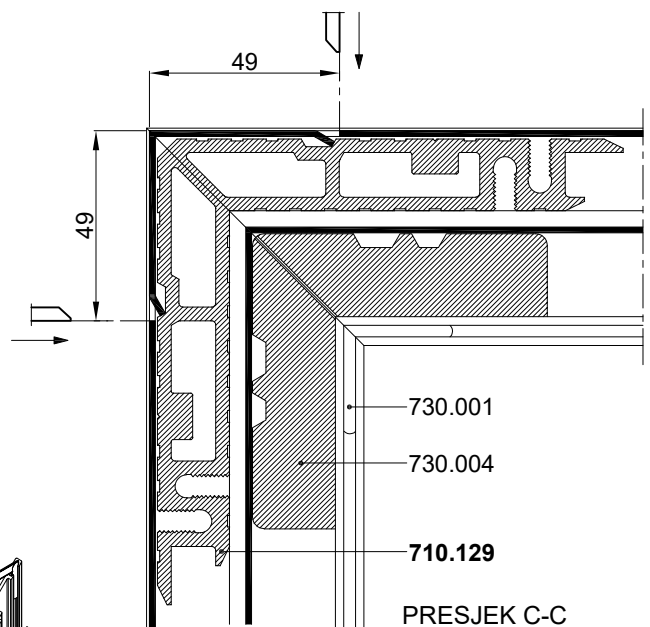
Spajanje kutnikom 710.591  
vijcima M8x13 -tip Feal-(štanca S1)  
Corner bracket connection 710.591  
screws M8x13 -type Feal-  
(metal punching machine S1)



#### PRESJEK A-A

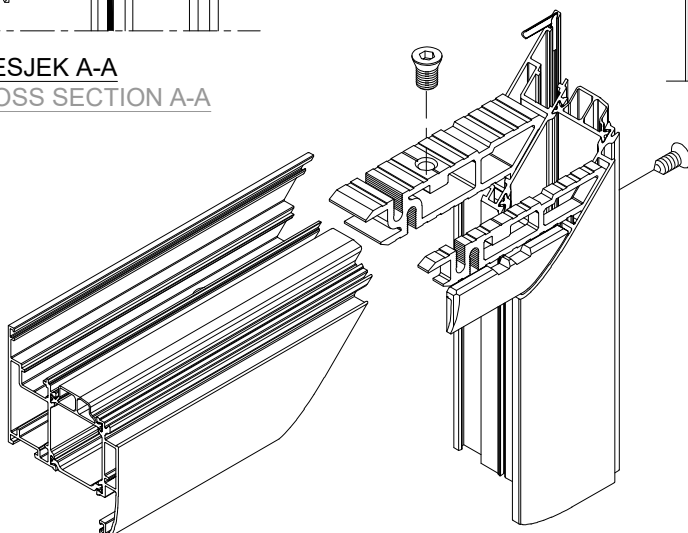
CROSS SECTION A-A

Spajanje kutnikom 710.129  
uprešavanjem stijenke  
profila u kutnu spojnicu  
Corn. brac. connection 710.129  
aluminium profile corner crimping



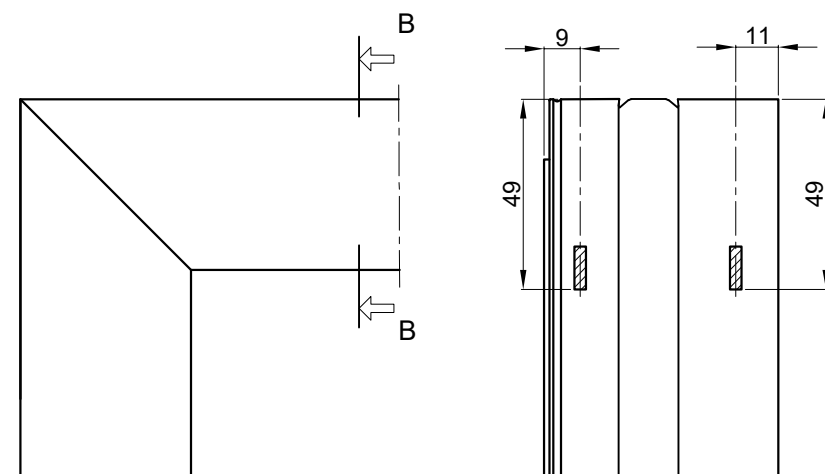
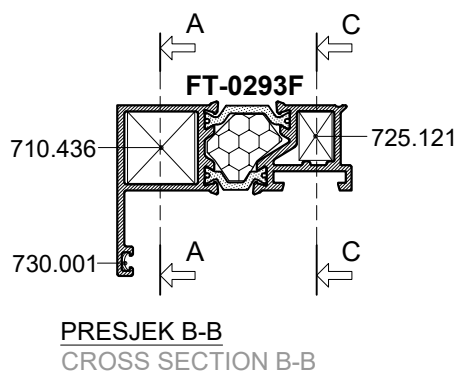
#### PRESJEK C-C

CROSS SECTION C-C



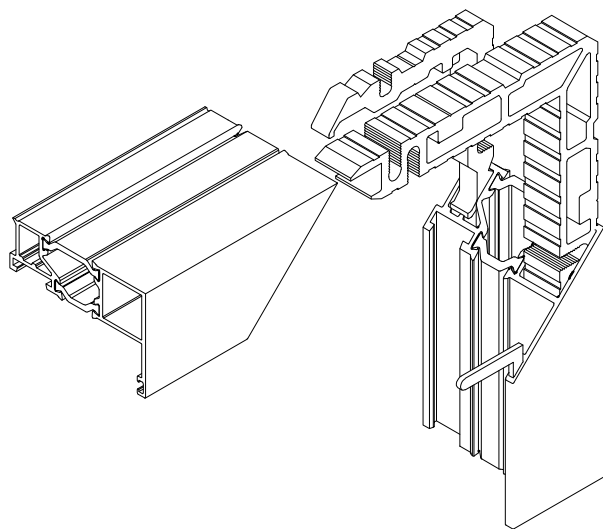
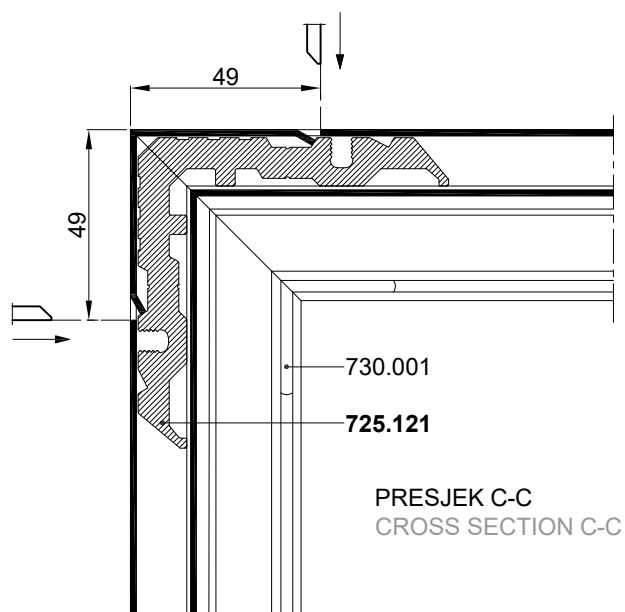
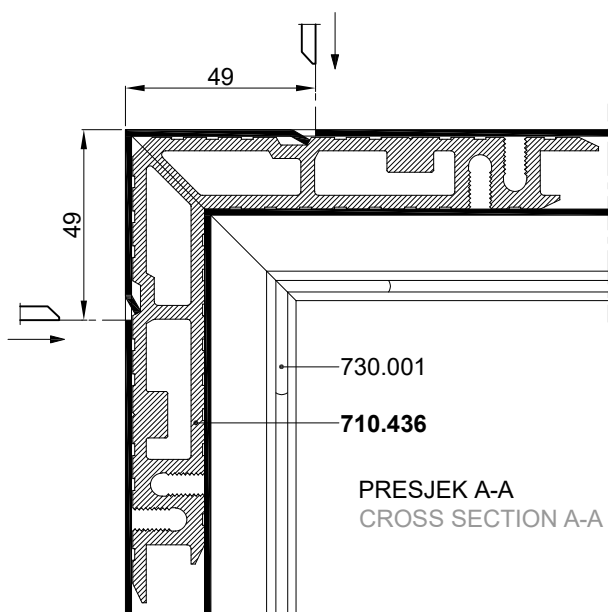
### SPAJANJE PROFILA FT-0293F KUTNICIMA; 725.121 i 710.436

CONNECTION OF PROFILE FT-0293F WITH CORNER BRACKETS; 725.121 and 710.436



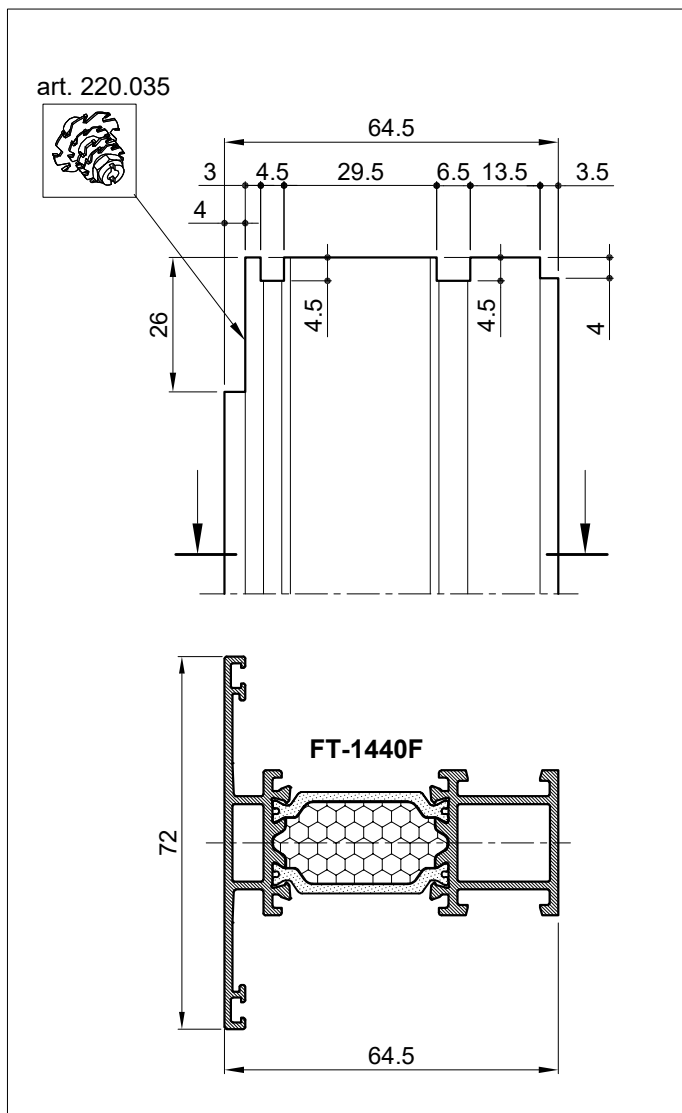
Spajanje kutnikom 710.436  
uprešavanjem stijenke  
profila u kutnu spojnicu  
Corn. brac. connection 710.436  
aluminium profile corner crimping

Spajanje kutnikom 725.121  
uprešavanjem stijenke  
profila u kutnu spojnicu  
Corn. brac. connection 725.121  
aluminium profile corner crimping





OBRADA PROFILA PREČKE (FT-1440F, FT-1441F, FT-1442F, FT-1443F) PREMA PROFILIMA RAMA I PREČKE  
PROCESSING OF CROSSBAR PROFILE (FT-1440F, FT-1441F, FT-1442F, FT-1443F) TOWARDS PROFILES  
OF FRAME AND CROSSBAR.



### Obrada profila prečke

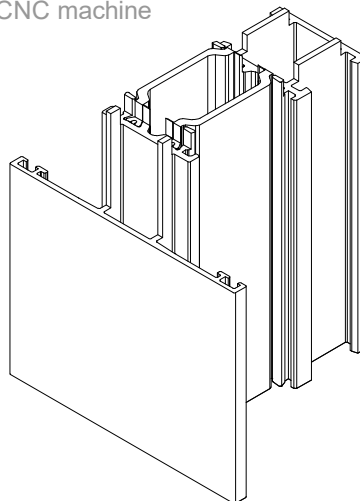
Processing of the crossbar profile

1. obrada profila snopom glodala .....art. 220.035

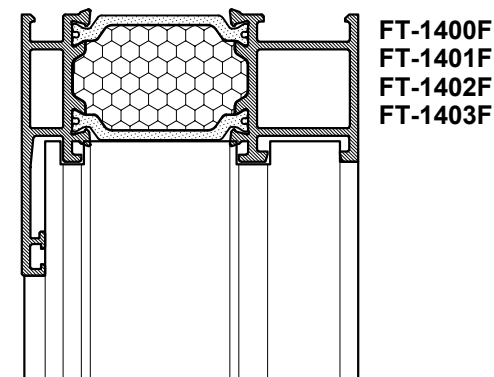
2. obrada profila na glodalici ili obradnom centru

1. processing of the profile with milling cutter tool ..... art. 220.035

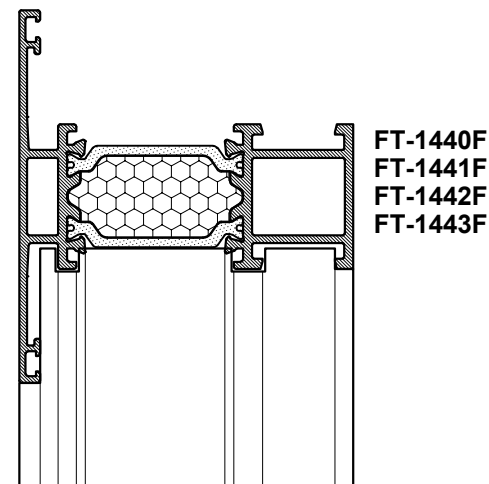
2. processing of the profile on a milling machine or a CNC machine



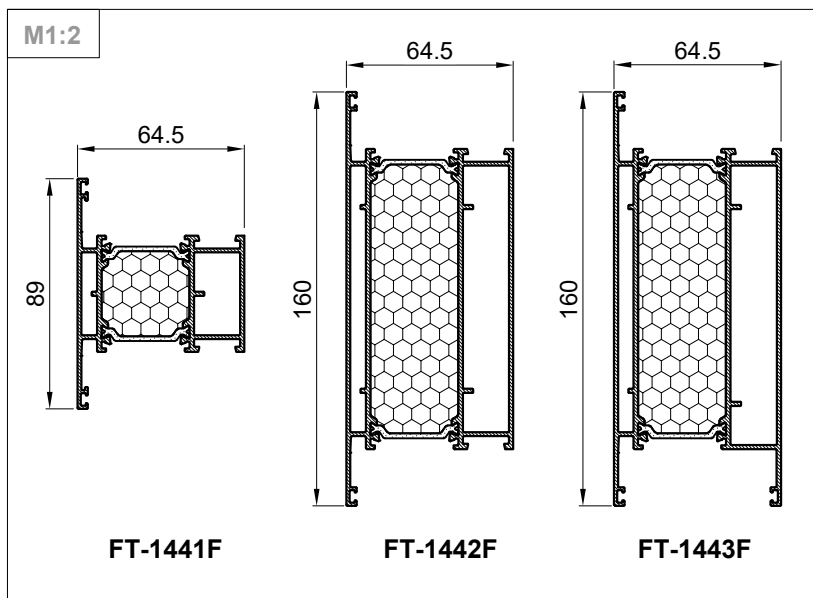
PREMA PROFILIMA RAMA  
TOWARDS PROFILES OF FRAME



PREMA PROFILIMA PREČKE  
TOWARDS PROFILES OF MULLION

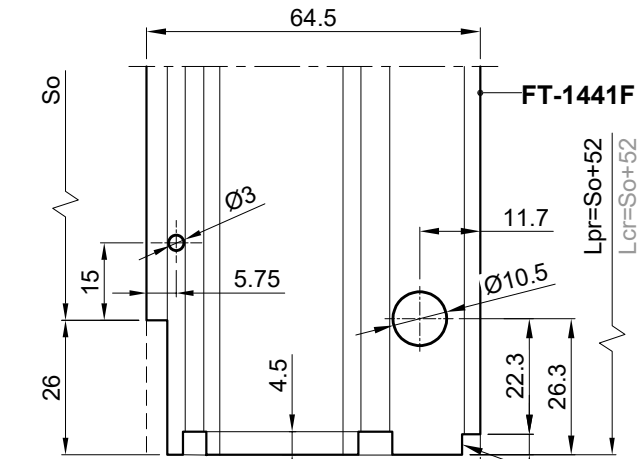


OBRADA PROFILA JE ISTA I ZA PROFILE:  
PROFILE PROCESSING IS THE SAME FOR PROFILES:

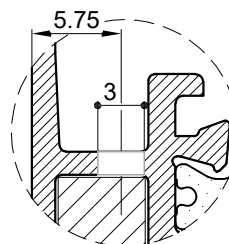
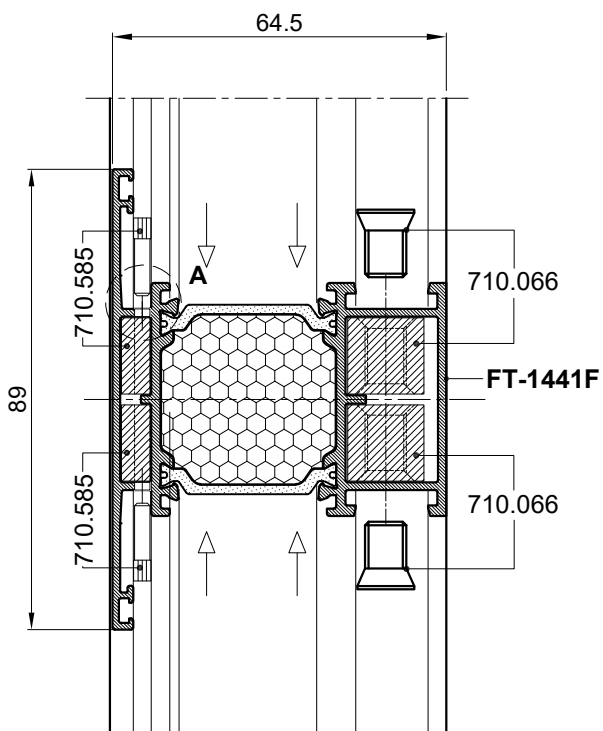
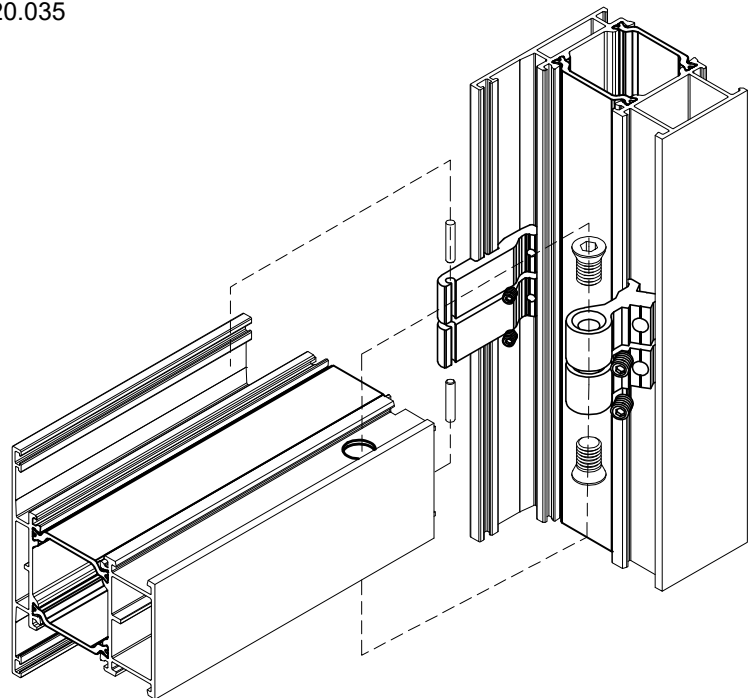
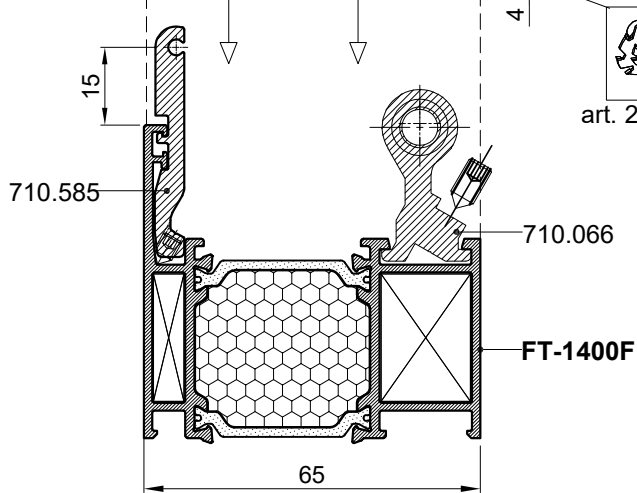
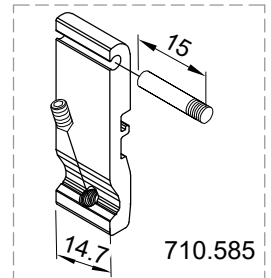
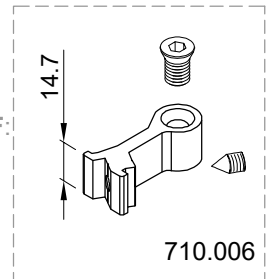




SPAJANJE PROFILA PREČKE FT-1441F SA PROFILOM RAMA FT-1400F - POMOĆU VEZNIKA  
CONNECTING THE CROSSBAR PROFILE FT-1441F WITH FRAME PROFILE FT-1400F - BY USING  
CONNECTING ELEMENT -(T BRACKET)

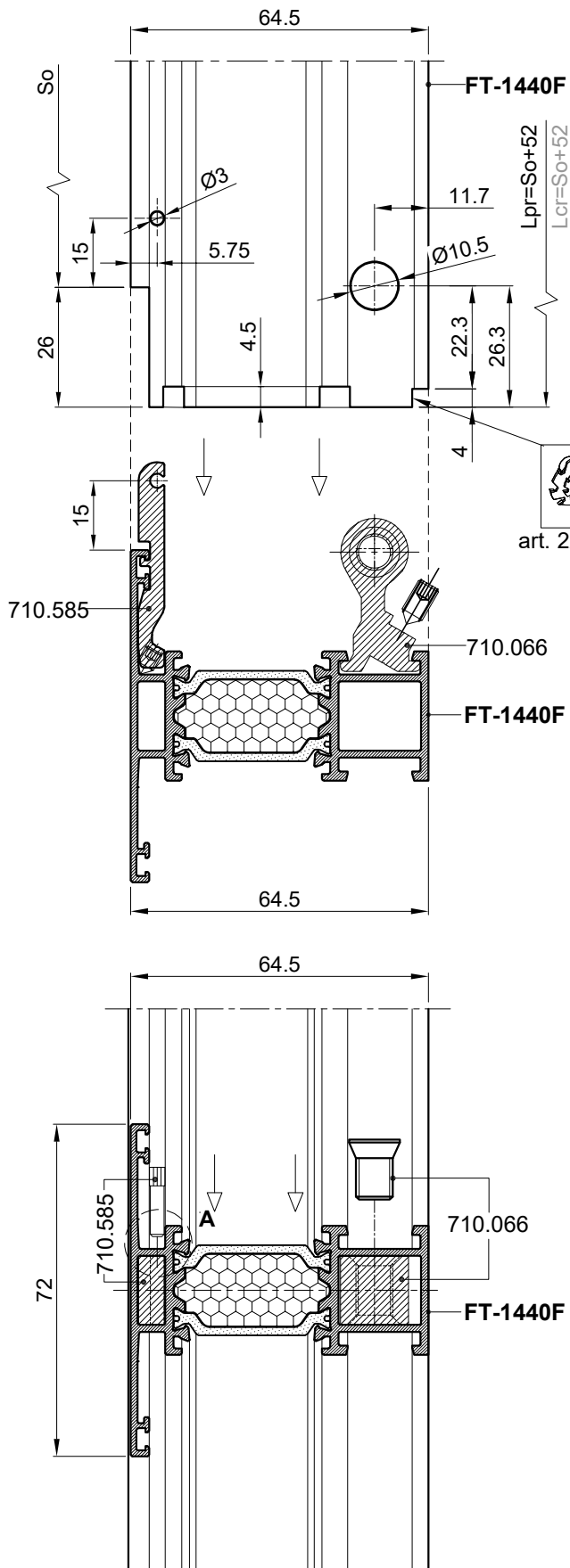


Mjera pilanja prečke FT-1441F:  
Lpr = So /svijetli otvor/ + 52 mm  
Sawing length of the crossbar FT-1441F:  
Lcr = So /light opening/ + 52 mm

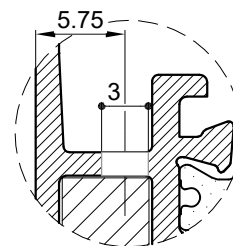
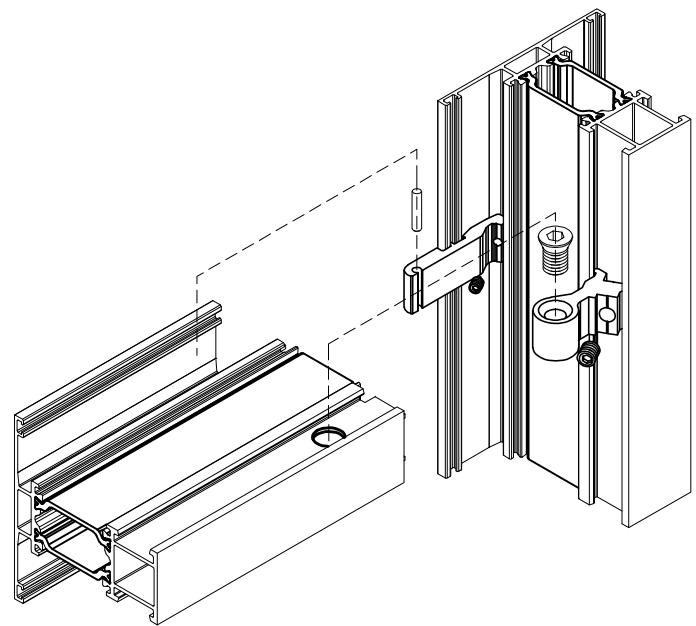
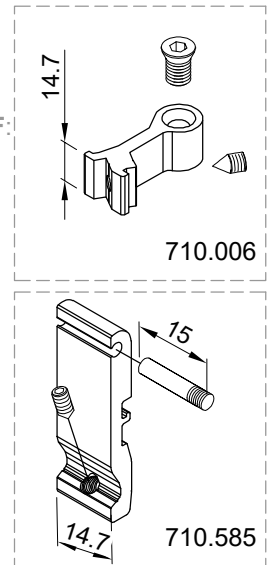


DETALJ A  
M3:1

SPAJANJE PROFILA PREČKE FT-1440F SA PROFILOM PREČKE FT-1440F - POMOĆU VEZNIKA  
CONNECTING THE CROSSBAR PROFILE FT-1440F WITH CROSSBAR PROFILE FT-1440F - BY USING  
CONNECTING ELEMENT -(T BRACKET)



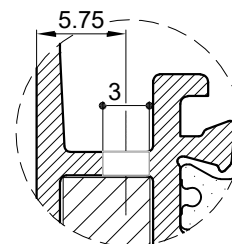
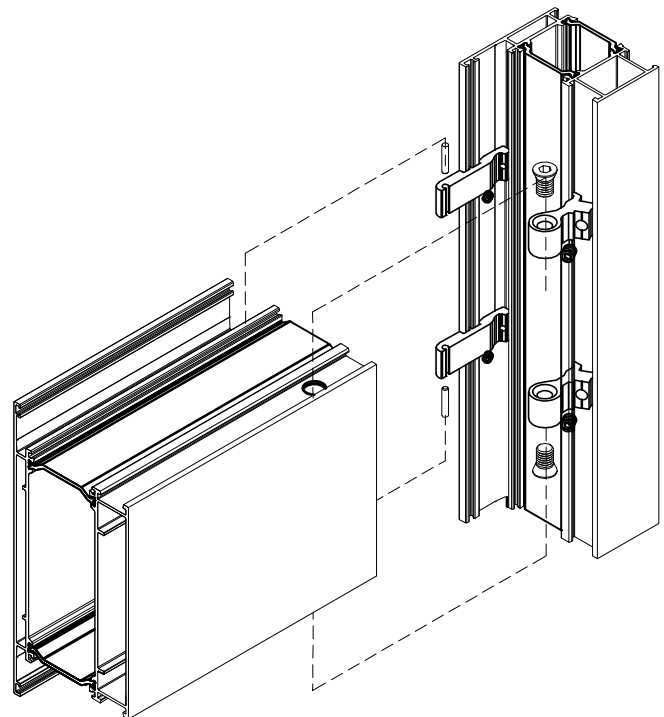
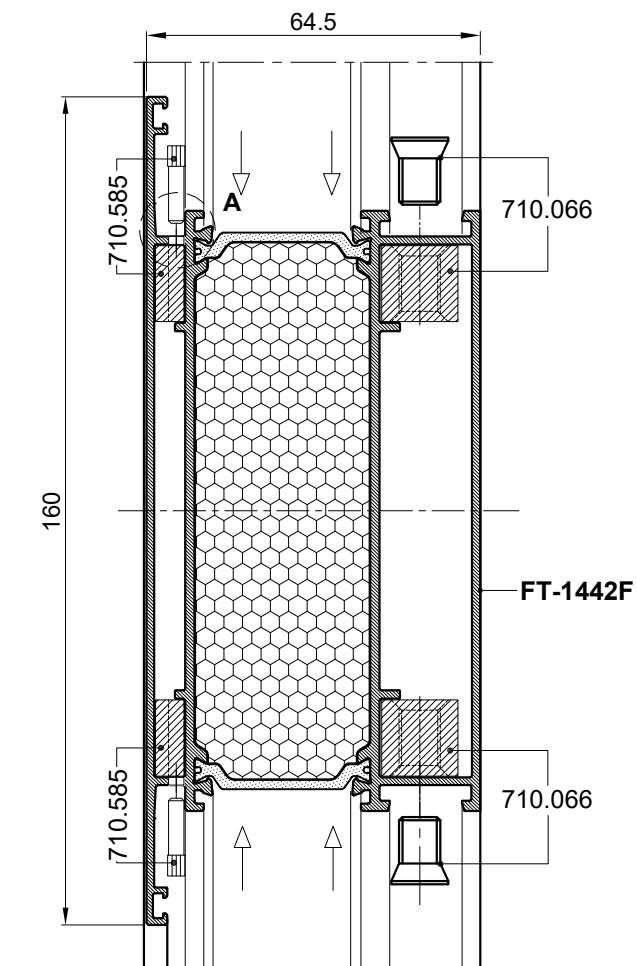
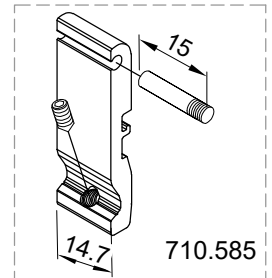
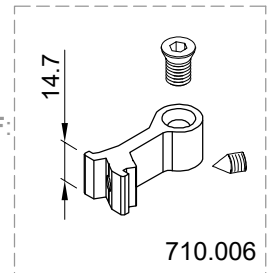
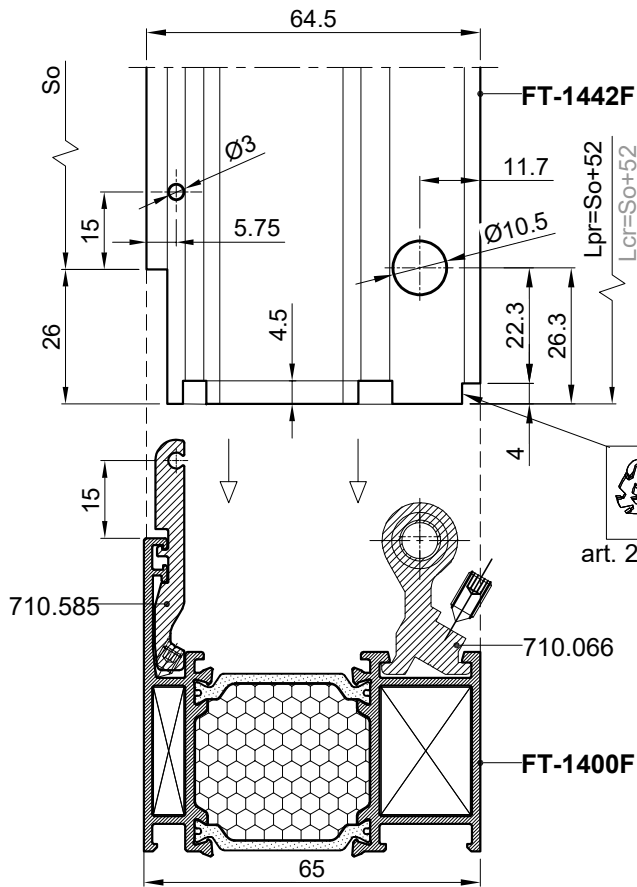
Mjera pilanja prečke FT-1440F:  
Lpr = So /svijetli otvor/ + 52 mm  
Sawing length of the crossbar FT-1440F:  
Lcr = So /light opening/ + 52 mm



DETALJ A  
M3:1

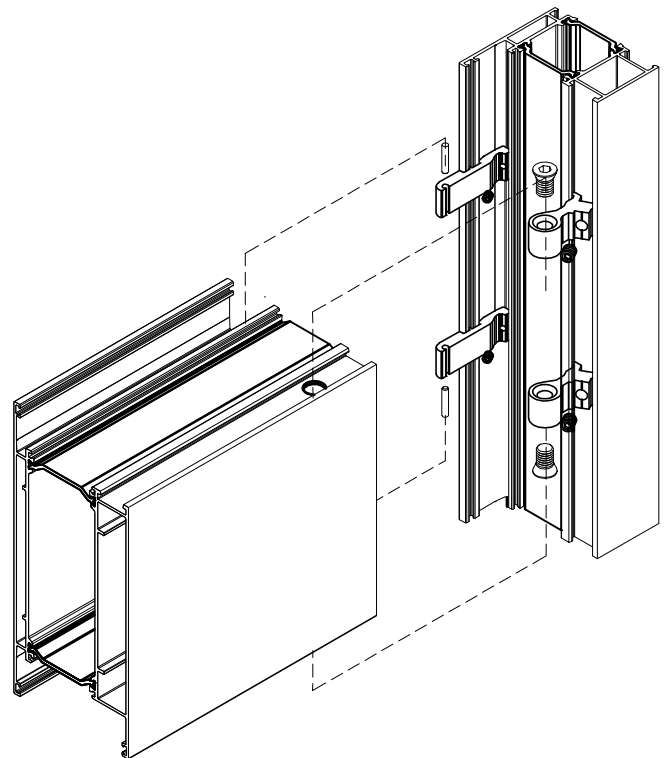
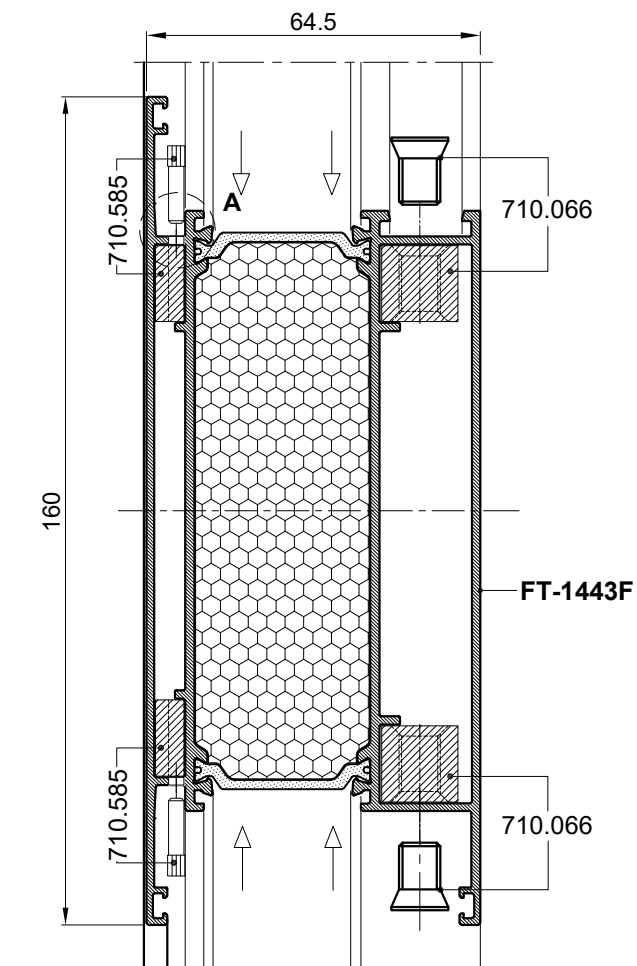
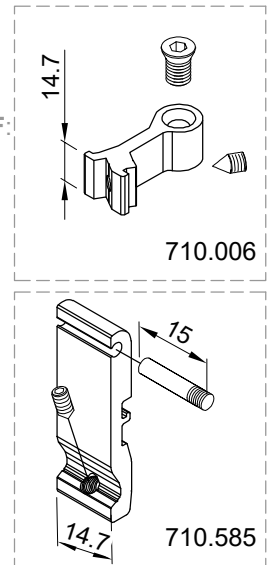
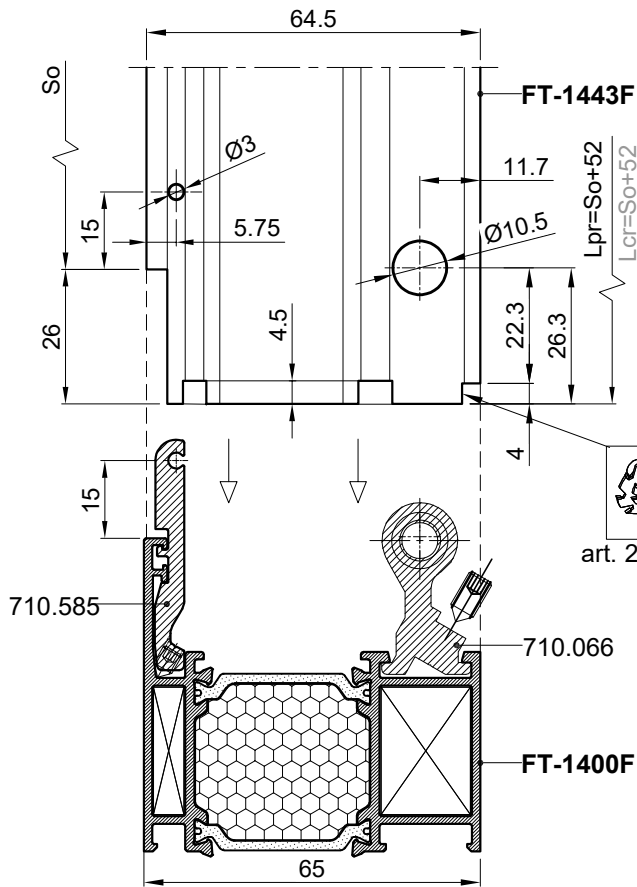


SPAJANJE PROFILA PREČKE FT-1442F SA PROFILOM RAMA FT-1400F - POMOĆU VEZNIKA  
CONNECTING THE CROSSBAR PROFILE FT-1442F WITH FRAME PROFILE FT-1400F - BY USING  
CONNECTING ELEMENT -(T BRACKET)

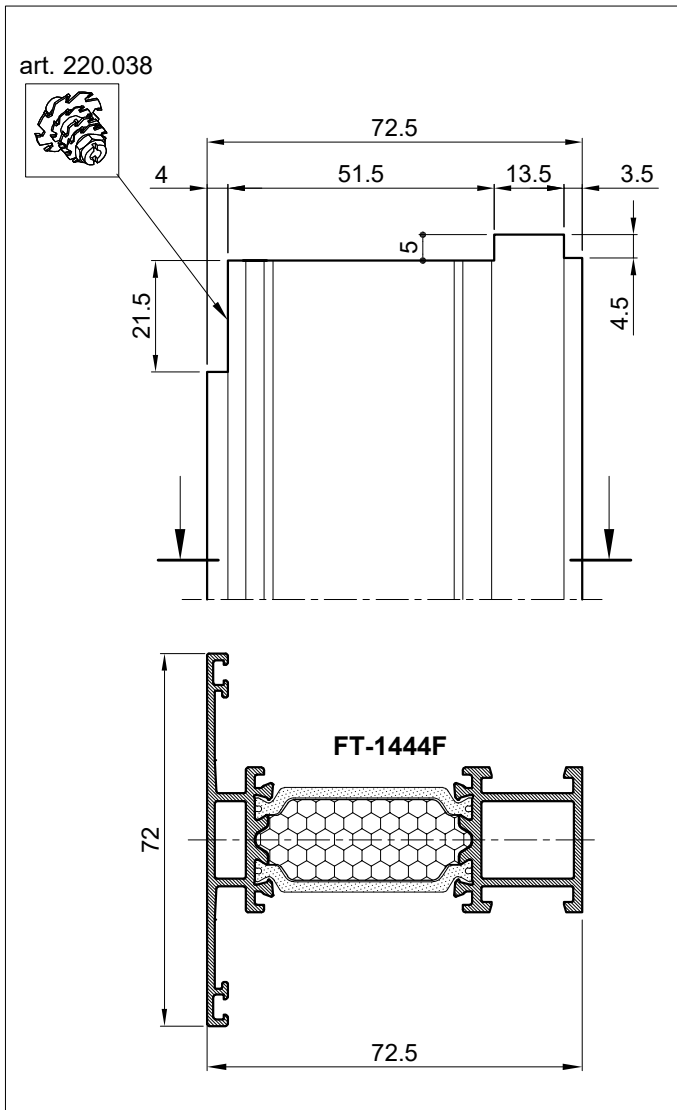


DETALJ A  
M3:1

**SPAJANJE PROFILA PREČKE FT-1443F SA PROFILOM RAMA FT-1400F - POMOĆU VEZNIKA**  
**CONNECTING THE CROSSBAR PROFILE FT-1443F WITH FRAME PROFILE FT-1400F - BY USING**  
**CONNECTING ELEMENT -(T BRACKET)**



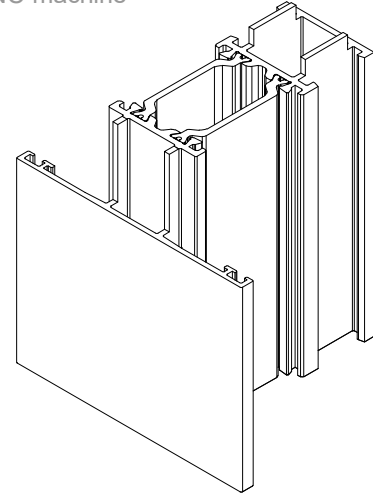
### OBRADA PROFILA PREČKE (FT-1444F, FT-1445F, FT-1446F, FT-1447F) PREMA PROFILIMA KRILIMA (RAVNA) PROCESSING OF CROSSBAR PROFILE (FT-1444F, FT-1445F, FT-1446F, FT-1447F) TOWARDS PROFILES OF SASH (STRAIGHT)



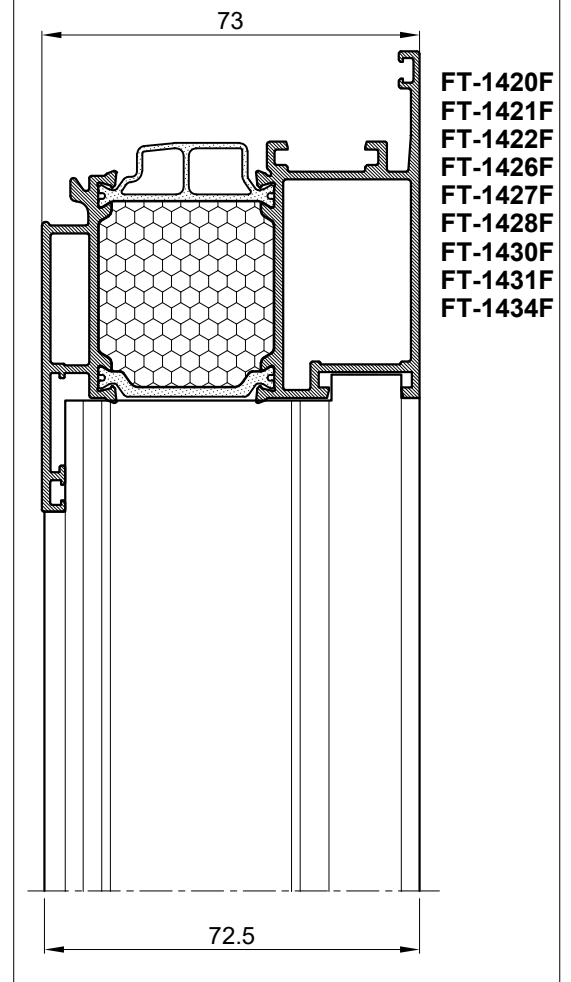
#### Obrada profila prečke

#### Processing of the crossbar profile

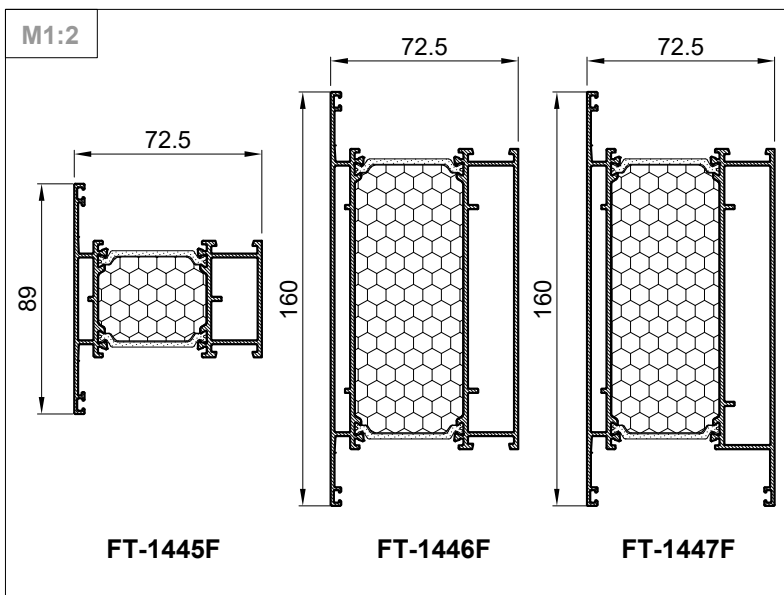
1. obrada profila snopom glodala .....art. **220.038**
  2. obrada profila na glodalici ili obradnom centru
1. processing of the profile with milling cutter tool ..... art. **220.038**
2. processing of the profile on a milling machine or a CNC machine



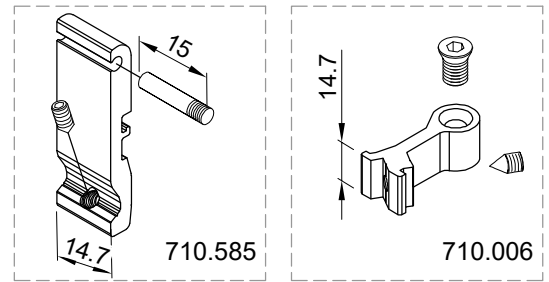
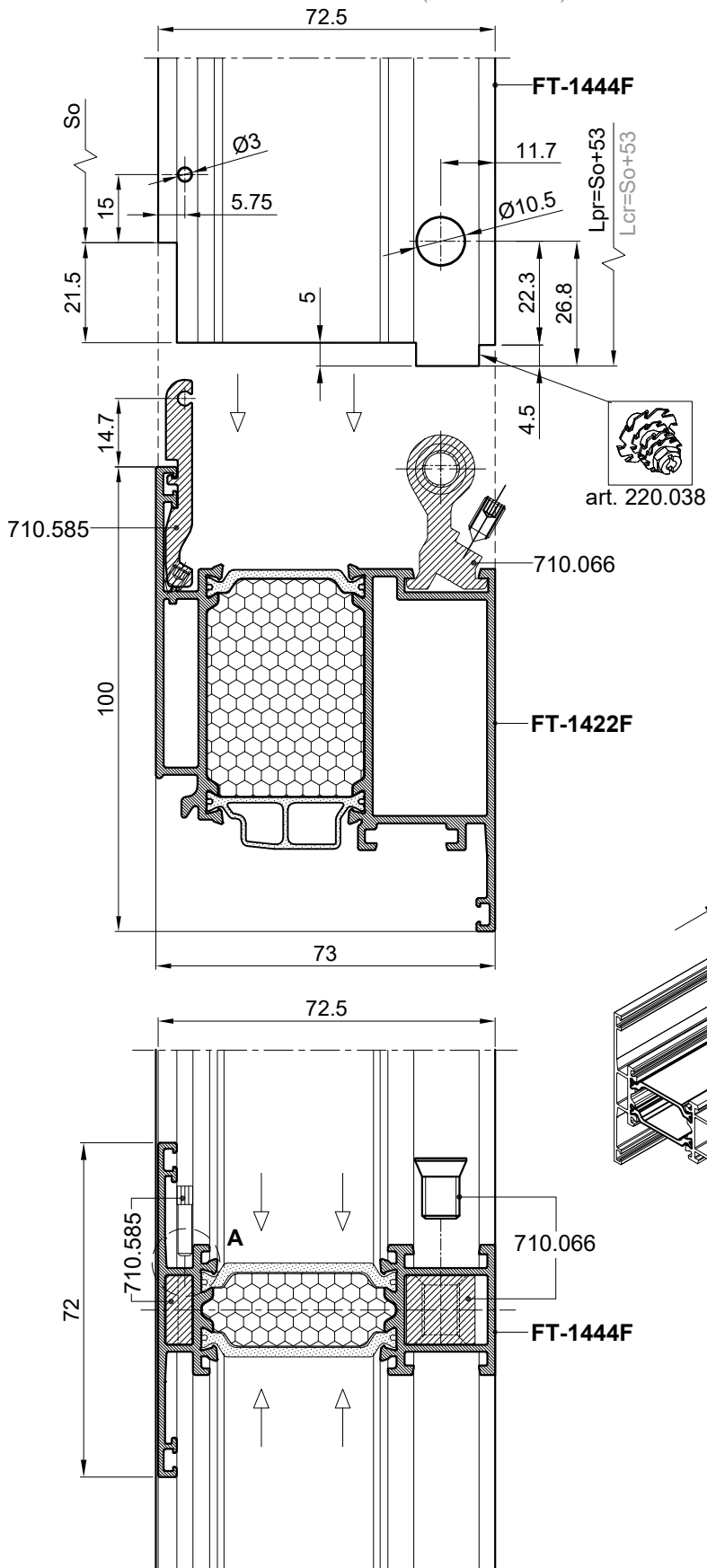
#### PREMA PROFILIMA KRILA TOWARDS PROFILES OF SASH



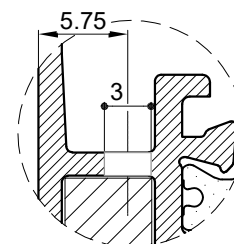
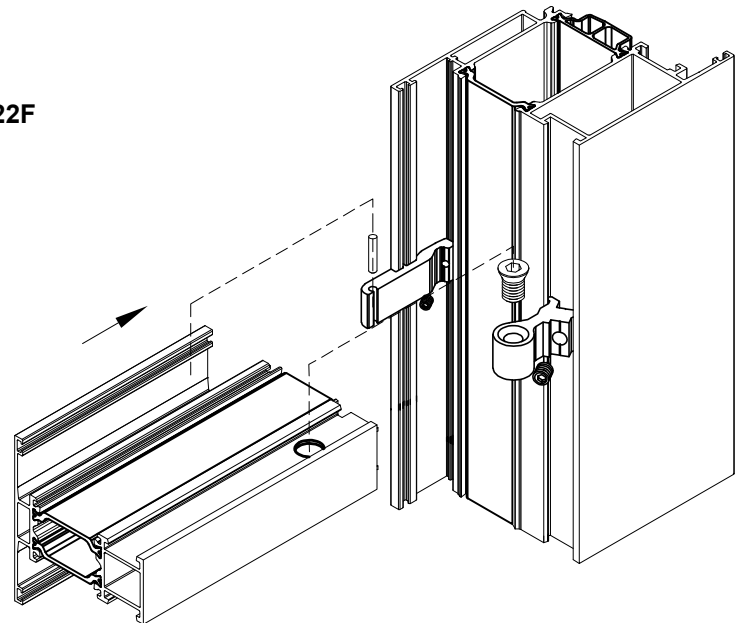
#### OBRADA PROFILA JE ISTA I ZA PROFILE: PROFILE PROCESSING IS THE SAME FOR PROFILES:



SPAJANJE PROFILA PREČKE FT-1444F SA PROFILOM KRILA FT-1422F - POMOĆU VEZNIKA  
CONNECTING THE CROSSBAR PROFILE FT-1444F WITH SASH PROFILE FT-1422F - BY USING  
CONNECTING ELEMENT -(T BRACKET)

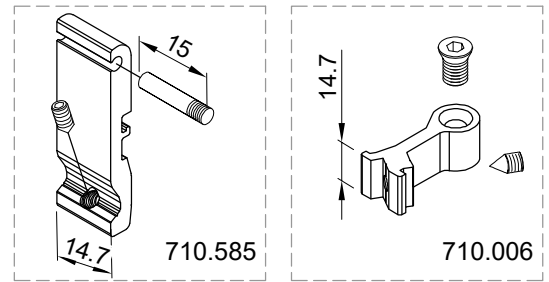
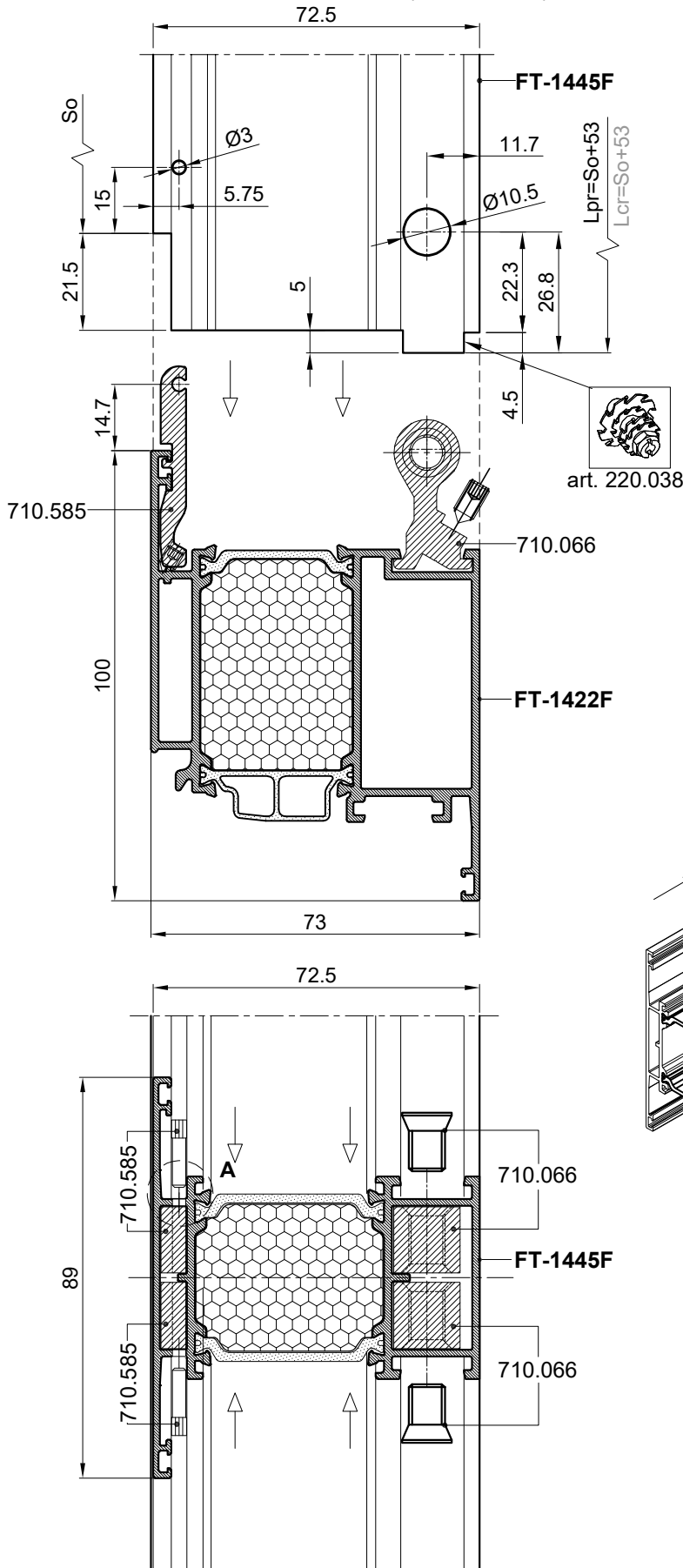


Mjera pilanja prečke FT-1444F:  
Lpr = So /svijetli otvor/ + 53 mm  
Sawing length of the crossbar FT-1444F:  
Lcr = So /light opening/ + 53 mm

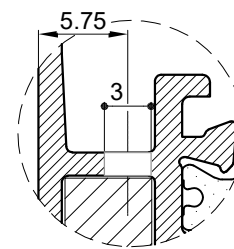
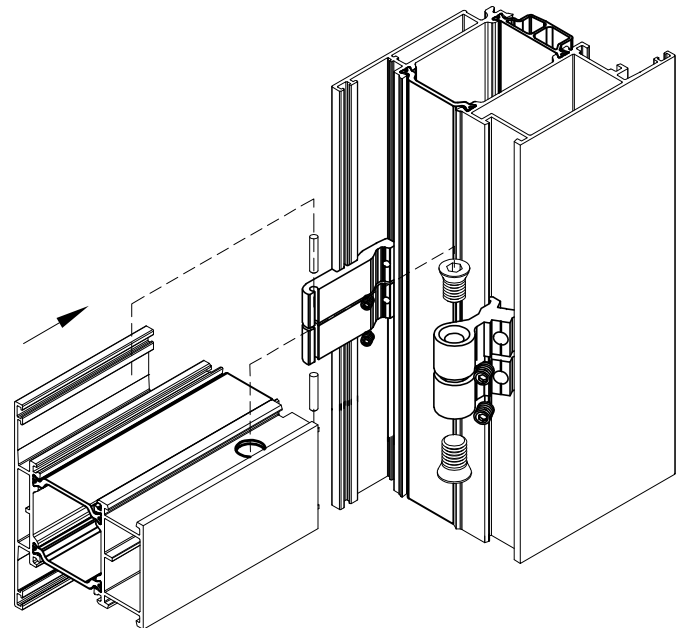


DETALJ A  
M3:1

SPAJANJE PROFILA PREČKE FT-1445F SA PROFILOM KRILA FT-1422F - POMOĆU VEZNIKA  
CONNECTING THE CROSSBAR PROFILE FT-1445F WITH SASH PROFILE FT-1422F - BY USING  
CONNECTING ELEMENT -(T BRACKET)

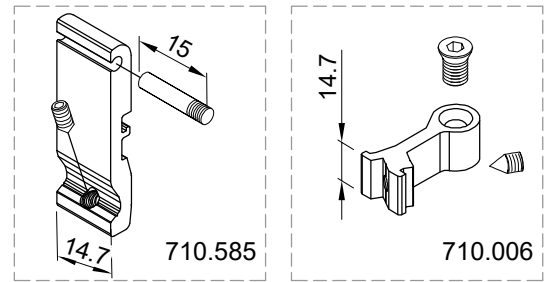
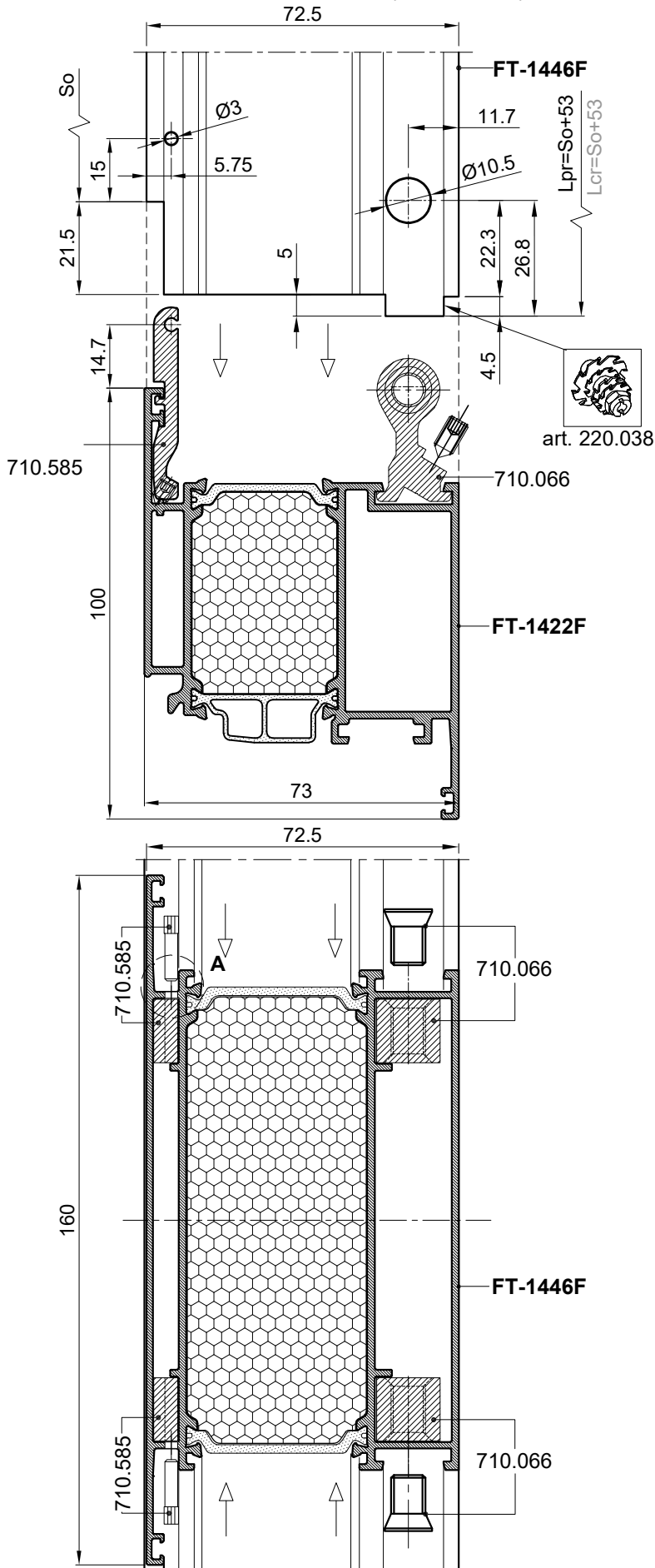


Mjera pilanja prečke FT-1445F:  
Lpr = So /svijetli otvor/ + 53 mm  
Sawing length of the crossbar FT-1445F:  
Lcr = So /light opening/ + 53 mm

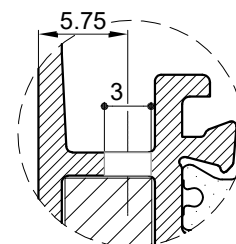
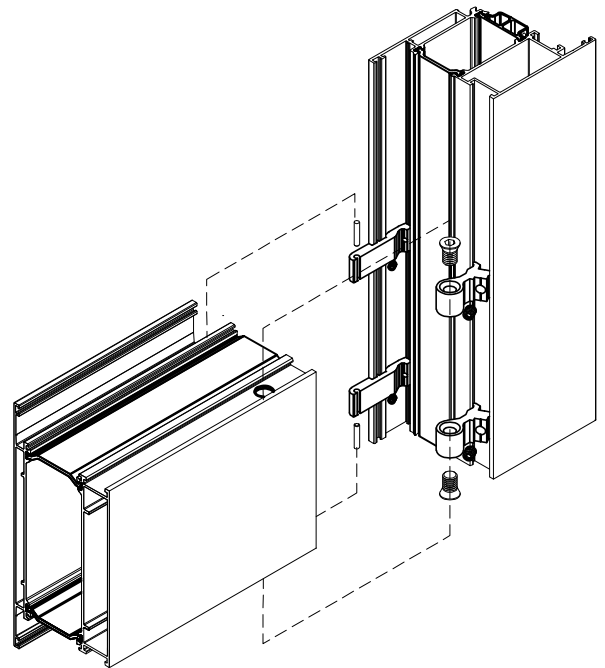


DETALJ A  
M3:1

SPAJANJE PROFILA PREČKE FT-1446F SA PROFILOM KRILA FT-1422F - POMOĆU VEZNIKA  
CONNECTING THE CROSSBAR PROFILE FT-1446F WITH SASH PROFILE FT-1422F - BY USING  
CONNECTING ELEMENT -(T BRACKET)

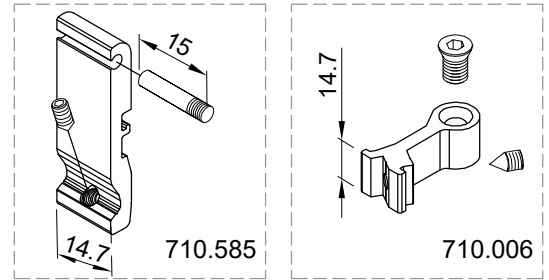
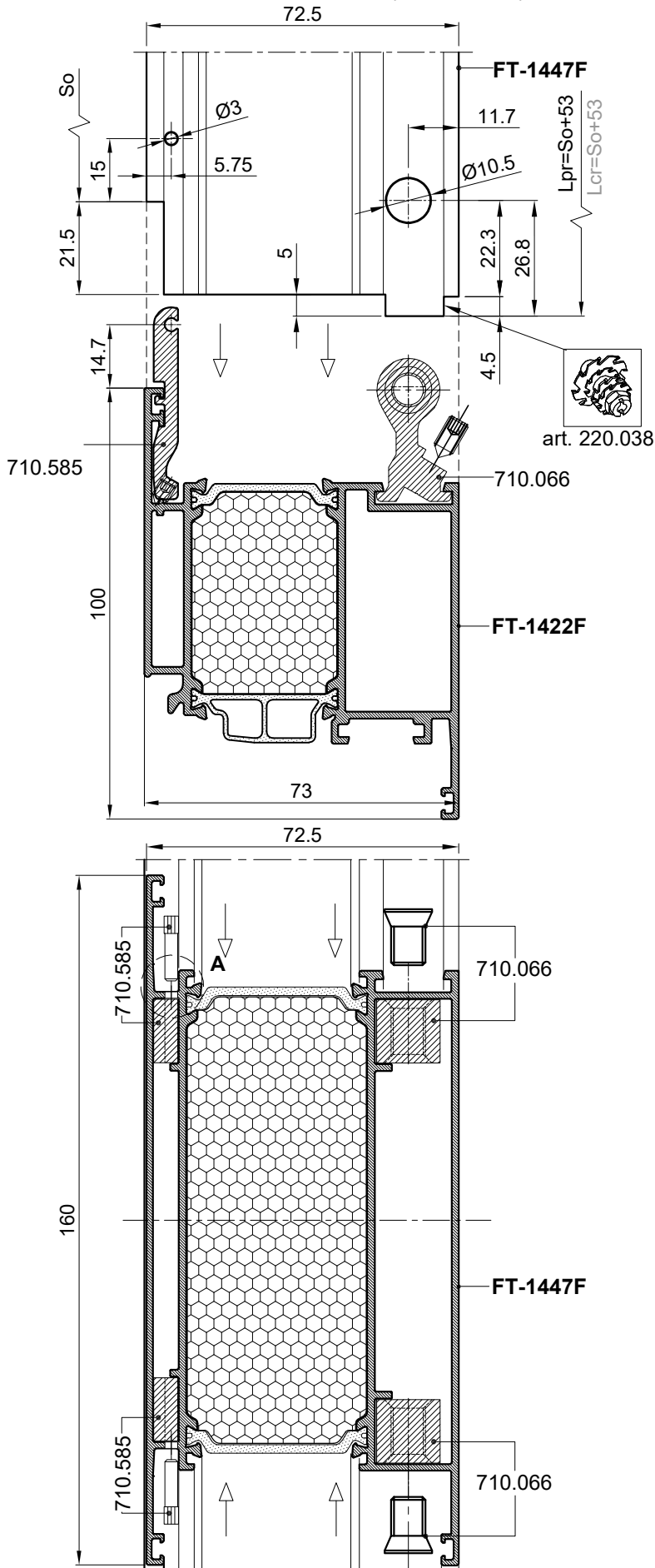


Mjera pilanja prečke FT-1446F:  
Lpr = So /svijetli otvor/ + 53 mm  
Sawing length of the crossbar FT-1446F:  
Lcr = So /light opening/ + 53 mm

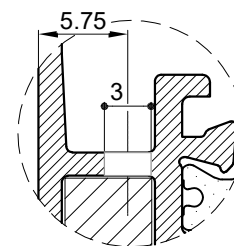
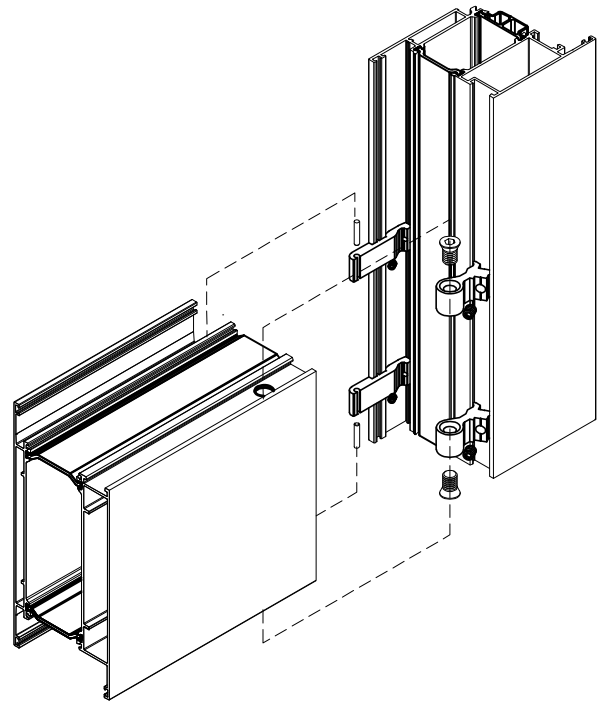


DETALJ A  
M3:1

SPAJANJE PROFILA PREČKE FT-1447F SA PROFILOM KRILA FT-1422F - POMOĆU VEZNIKA  
CONNECTING THE CROSSBAR PROFILE FT-1447F WITH SASH PROFILE FT-1422F - BY USING  
CONNECTING ELEMENT -(T BRACKET)

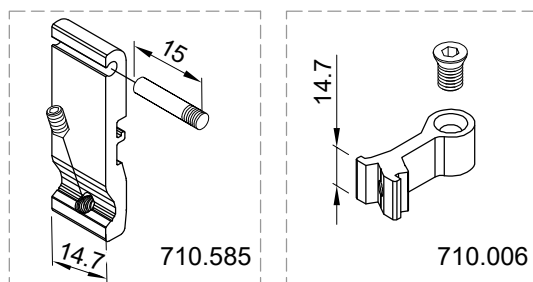
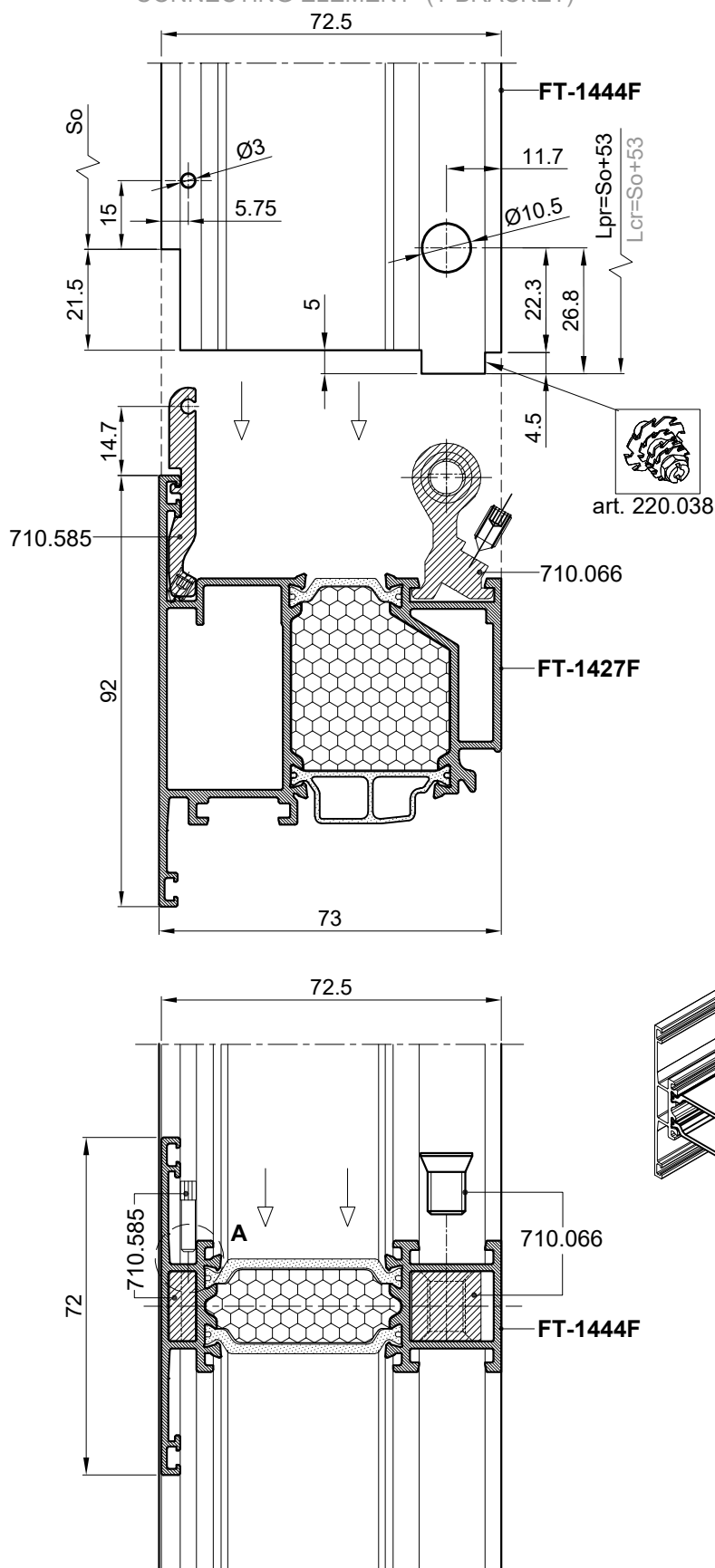


Mjera pilanja prečke FT-1447F:  
Lpr = So /svijetli otvor/ + 53 mm  
Sawing length of the crossbar FT-1447F:  
Lcr = So /light opening/ + 53 mm

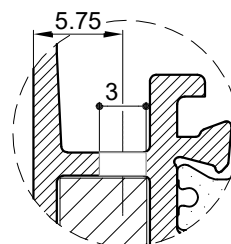
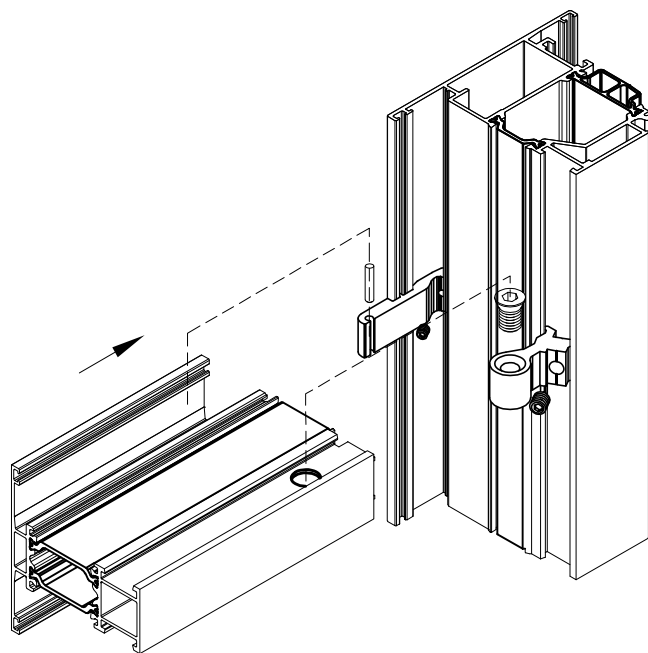


DETALJ A  
M3:1

SPAJANJE PROFILA PREČKE FT-1444F SA PROFILOM KRILA FT-1427F - POMOĆU VEZNIKA  
CONNECTING THE CROSSBAR PROFILE FT-1444F WITH SASH PROFILE FT-1427F - BY USING  
CONNECTING ELEMENT -(T BRACKET)

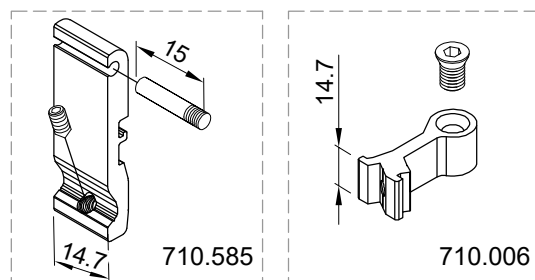
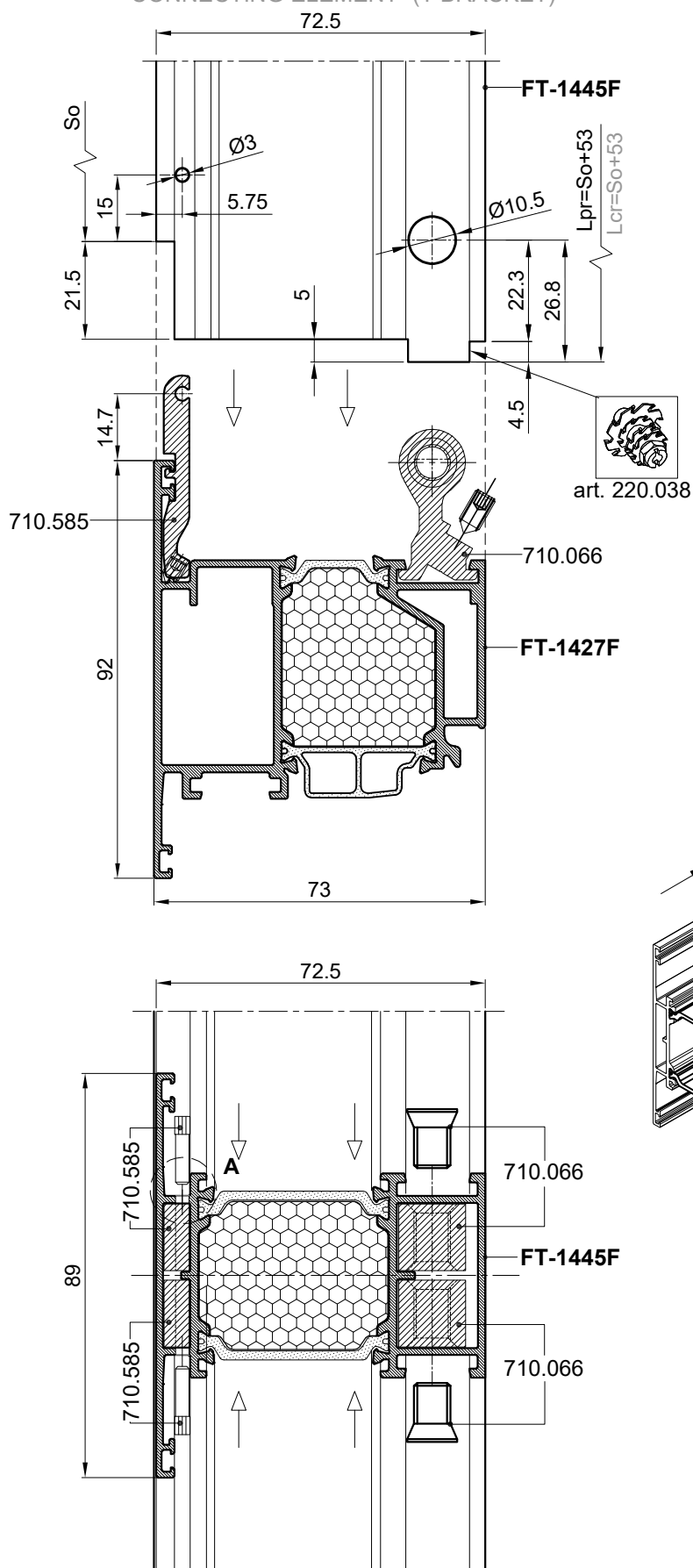


Mjera pilanja prečke FT-1444F:  
 $L_{pr} = So / \text{svijetli otvor} / + 53 \text{ mm}$   
 Sawing length of the crossbar FT-1444F:  
 $L_{cr} = So / \text{light opening} / + 53 \text{ mm}$

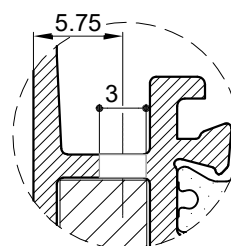
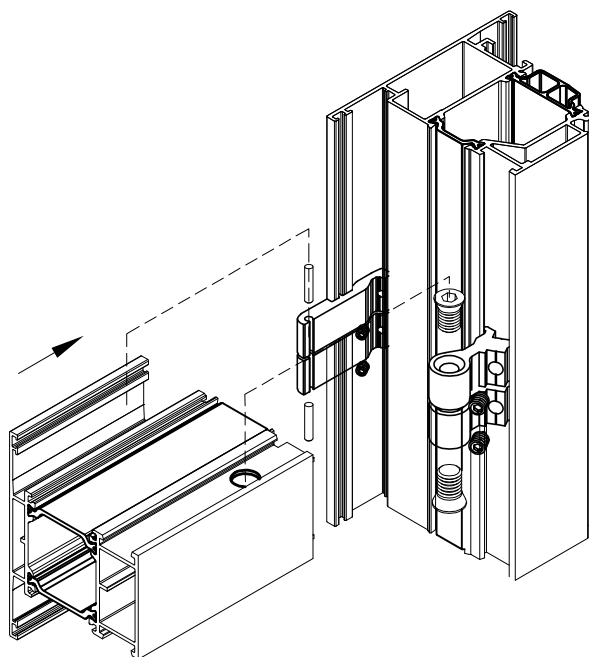


DETALJ A  
M3:1

SPAJANJE PROFILA PREČKE FT-1445F SA PROFILOM KRILA FT-1427F - POMOĆU VEZNIKA  
CONNECTING THE CROSSBAR PROFILE FT-1445F WITH SASH PROFILE FT-1427F - BY USING  
CONNECTING ELEMENT -(T BRACKET)

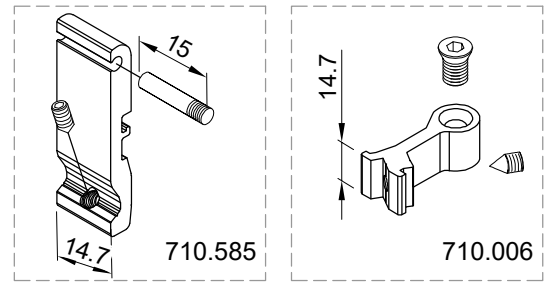
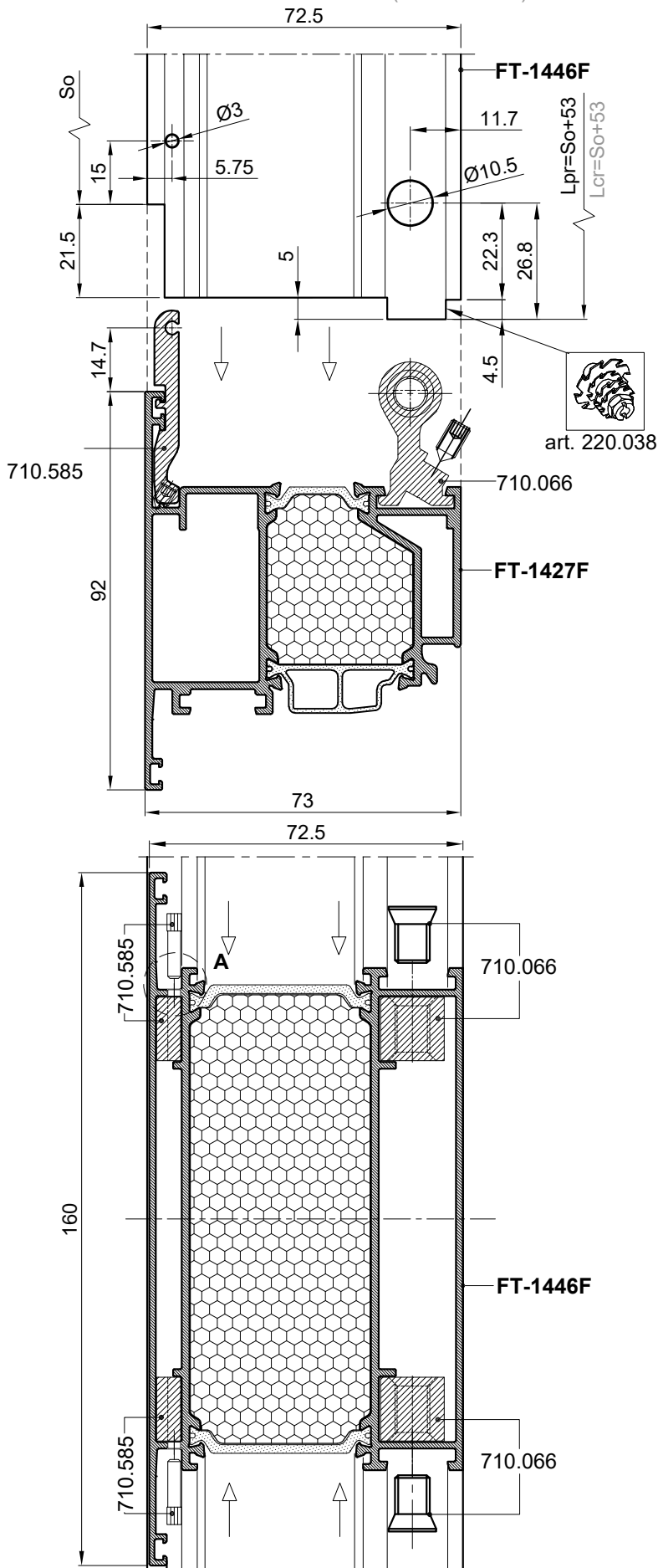


Mjera pilanja prečke FT-1445F:  
Lpr = So /svijetli otvor/ + 53 mm  
Sawing length of the crossbar FT-1445F:  
Lcr = So /light opening/ + 53 mm

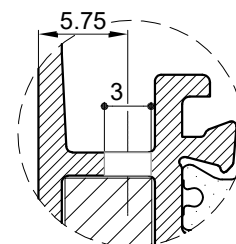
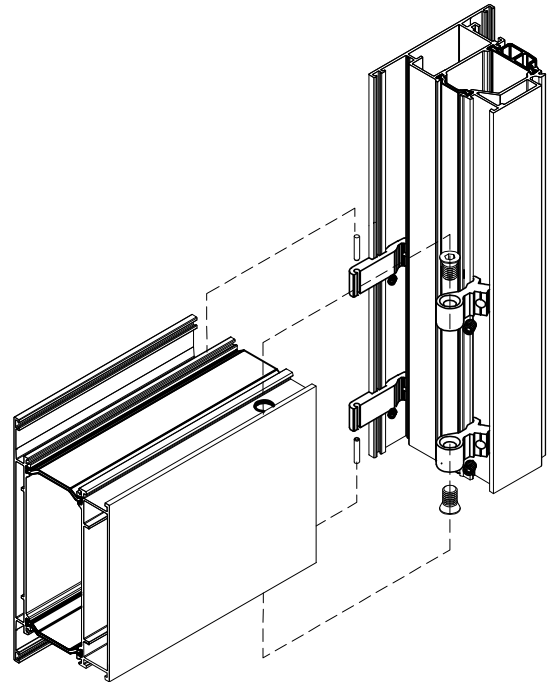


DETALJ A  
M3:1

SPAJANJE PROFILA PREČKE FT-1446F SA PROFILOM KRILA FT-1427F - POMOĆU VEZNIKA  
CONNECTING THE CROSSBAR PROFILE FT-1446F WITH SASH PROFILE FT-1427F - BY USING  
CONNECTING ELEMENT -(T BRACKET)

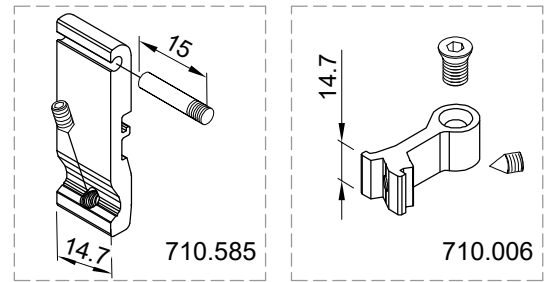
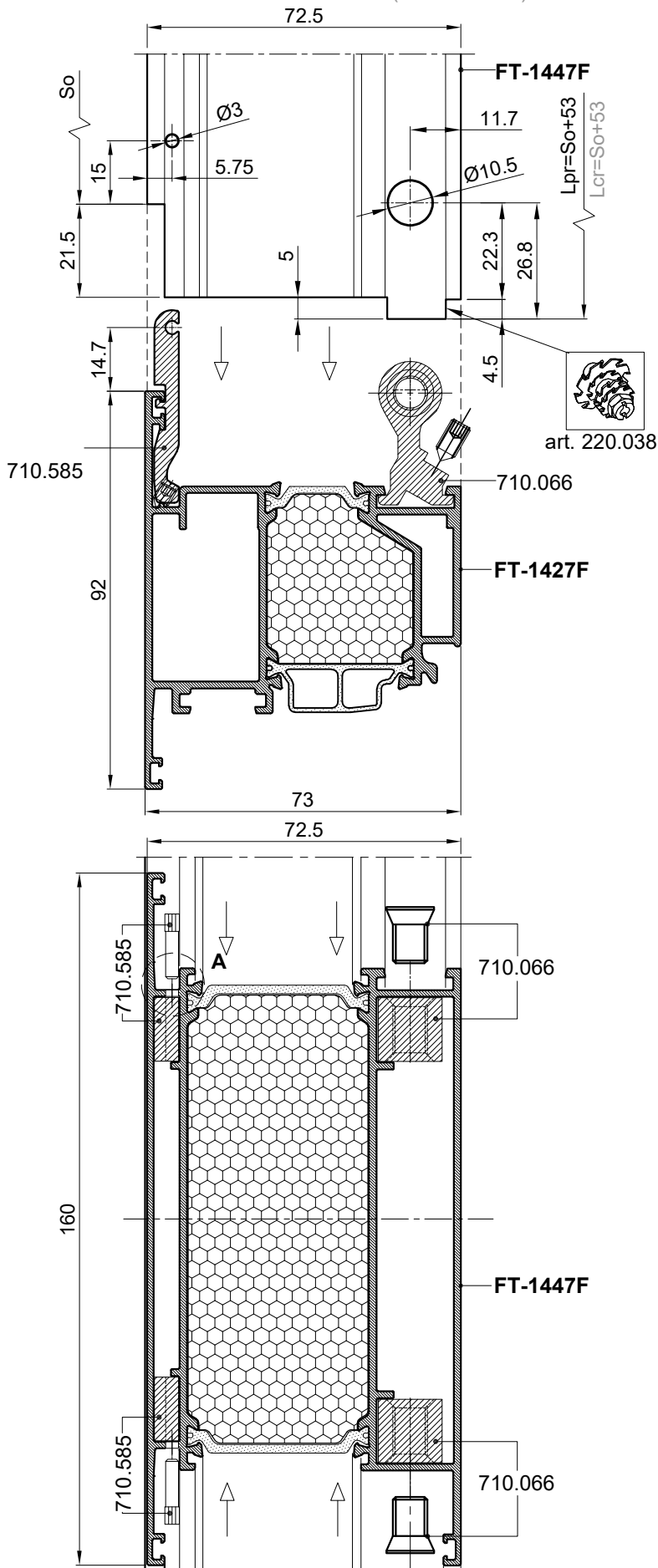


Mjera pilanja prečke FT-1446F:  
Lpr = So /svijetli otvor/ + 53 mm  
Sawing length of the crossbar FT-1446F:  
Lcr = So /light opening/ + 53 mm

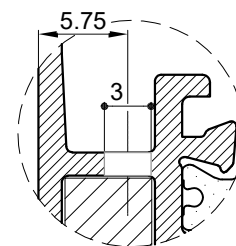
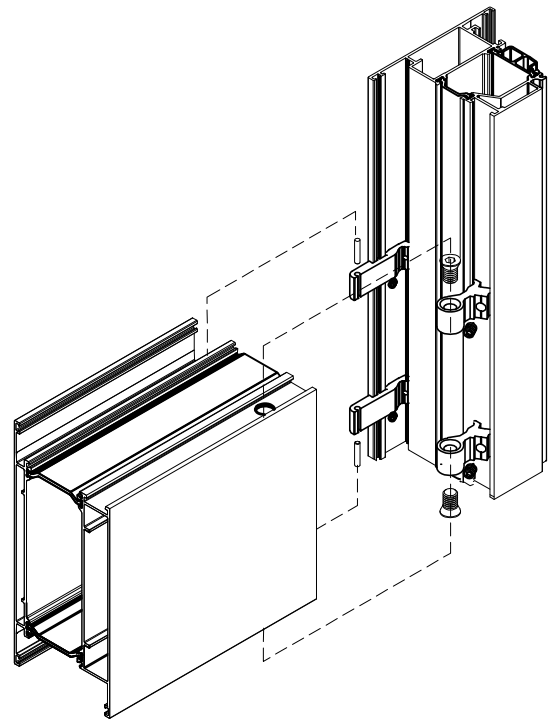


DETALJ A  
M3:1

SPAJANJE PROFILA PREČKE FT-1447F SA PROFILOM KRILA FT-1427F - POMOĆU VEZNIKA  
CONNECTING THE CROSSBAR PROFILE FT-1447F WITH SASH PROFILE FT-1427F - BY USING  
CONNECTING ELEMENT -(T BRACKET)

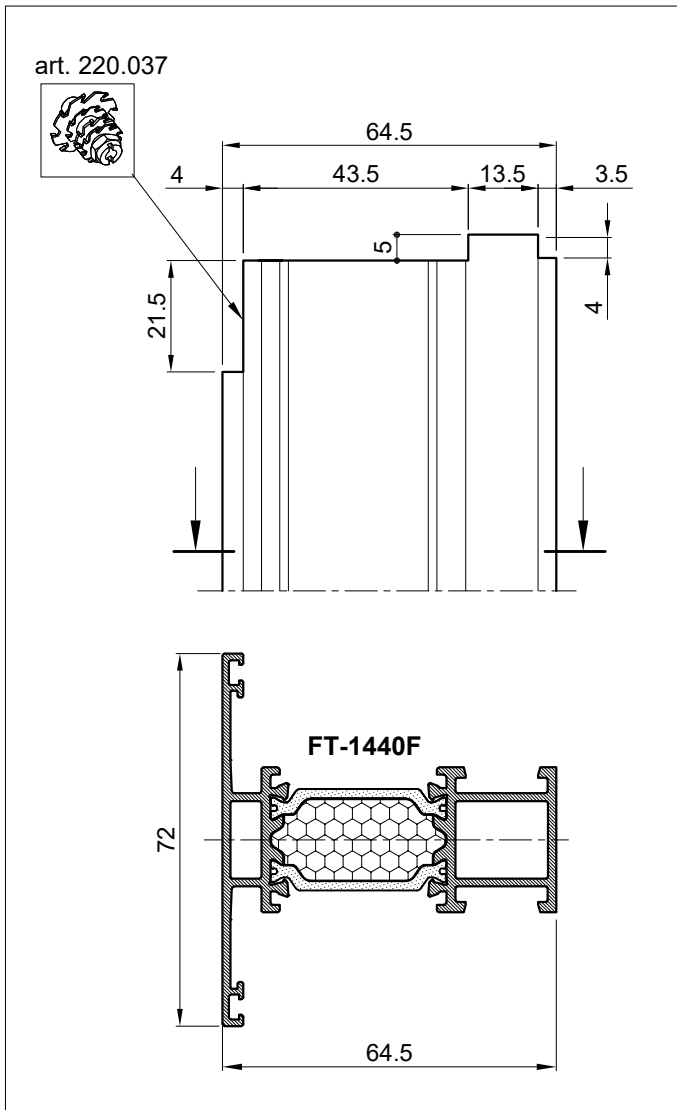


Mjera pilanja prečke FT-1447F:  
Lpr = So /svijetli otvor/ + 53 mm  
Sawing length of the crossbar FT-1447F:  
Lcr = So /light opening/ + 53 mm



DETALJ A  
M3:1

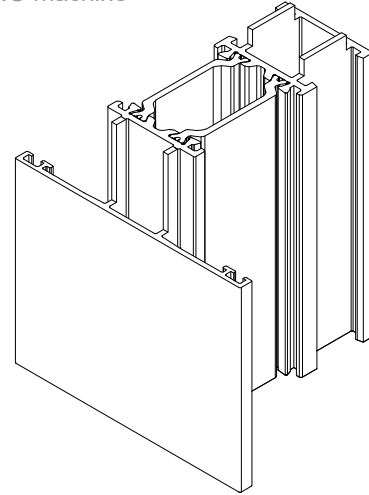
OBRADA PROFILA PREČKE (FT-1440F, FT-1441F, FT-1442F, FT-1443F) PREMA PROFILIMA KRILIMA (ZAOBLJENA)  
PROCESSING OF CROSSBAR PROFILE (FT-1440F, FT-1441F, FT-1442F, FT-1443F) TOWARDS PROFILES  
OF SASH (ROUNDED)



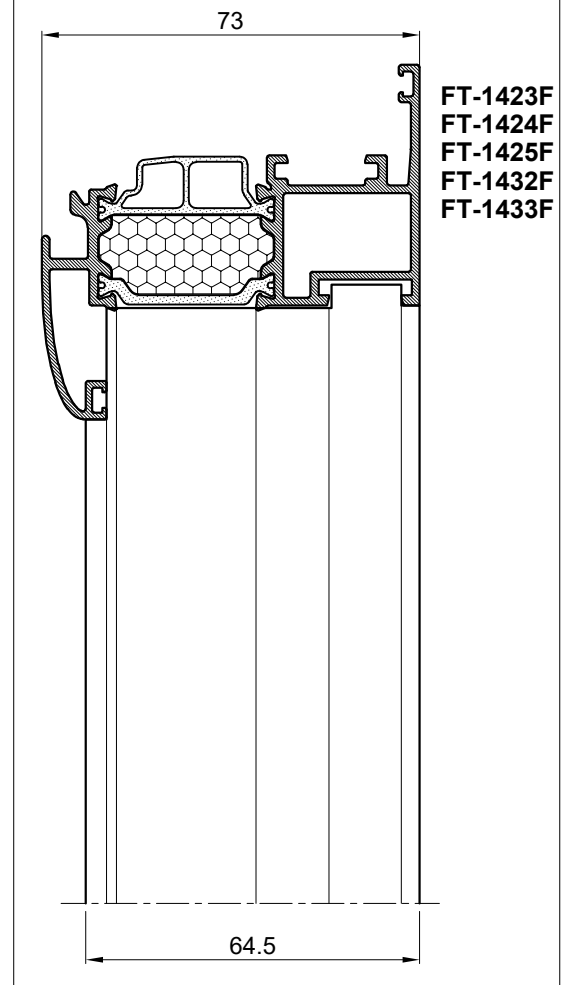
### Obrada profila prečke

Processing of the crossbar profile

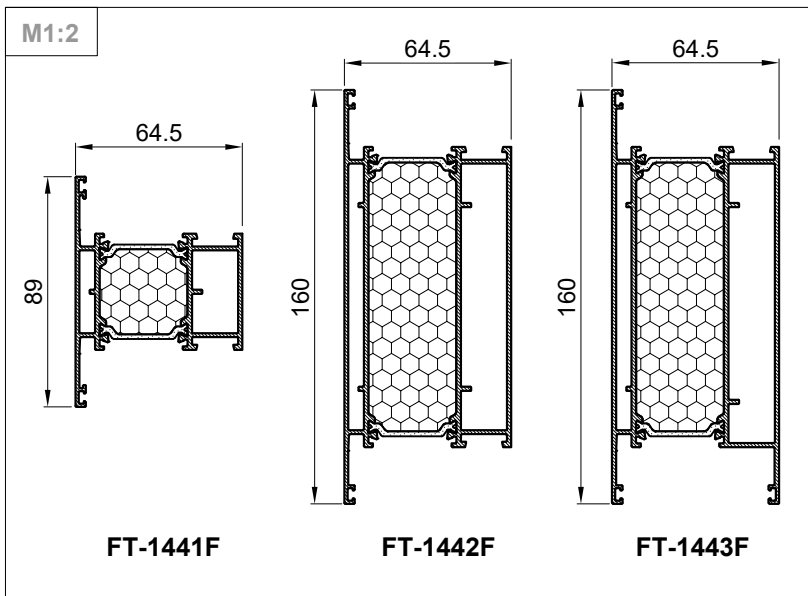
1. obrada profila snopom glodala .....art. **220.037**
  2. obrada profila na glodalici ili obradnom centru
1. processing of the profile with milling cutter tool ..... art. **220.037**
2. processing of the profile on a milling machine or a CNC machine



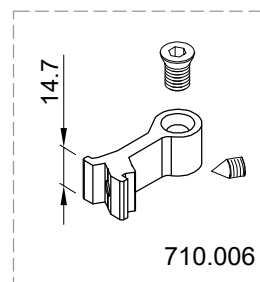
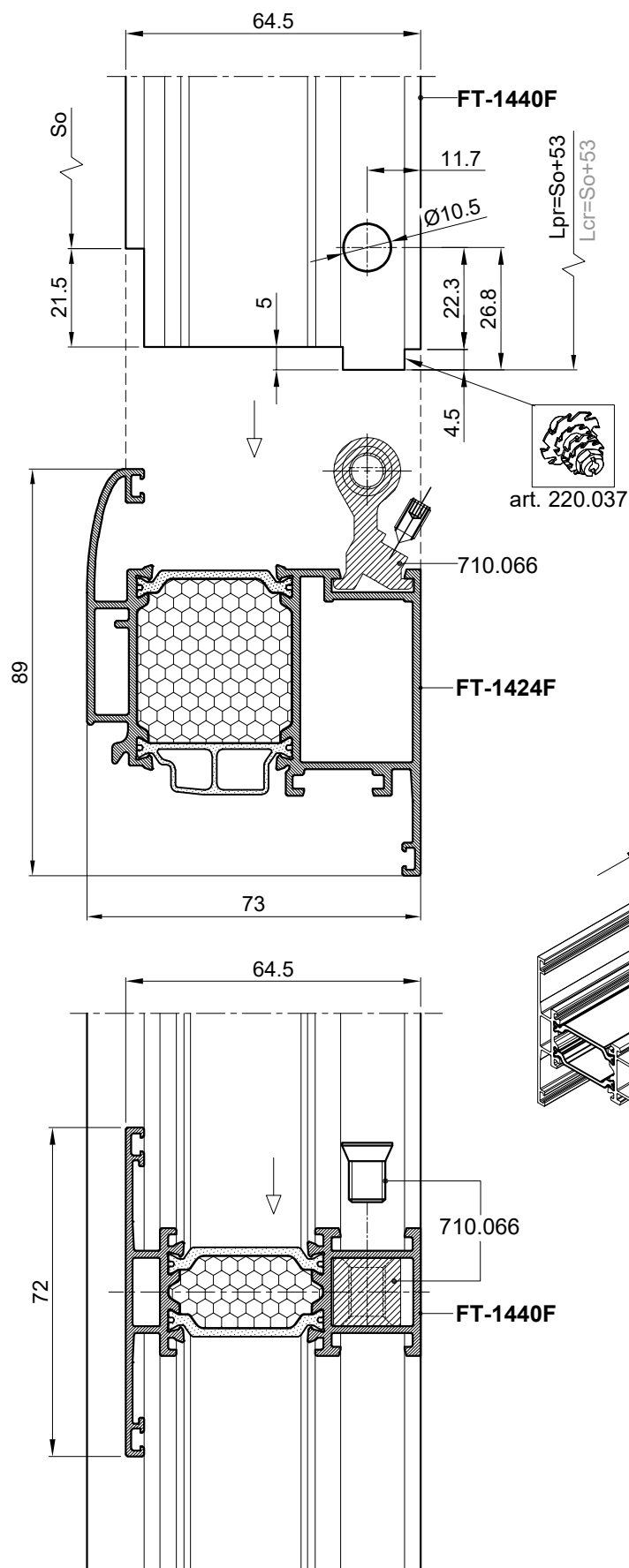
### PREMA PROFILIMA KRILA TOWARDS PROFILES OF SASH



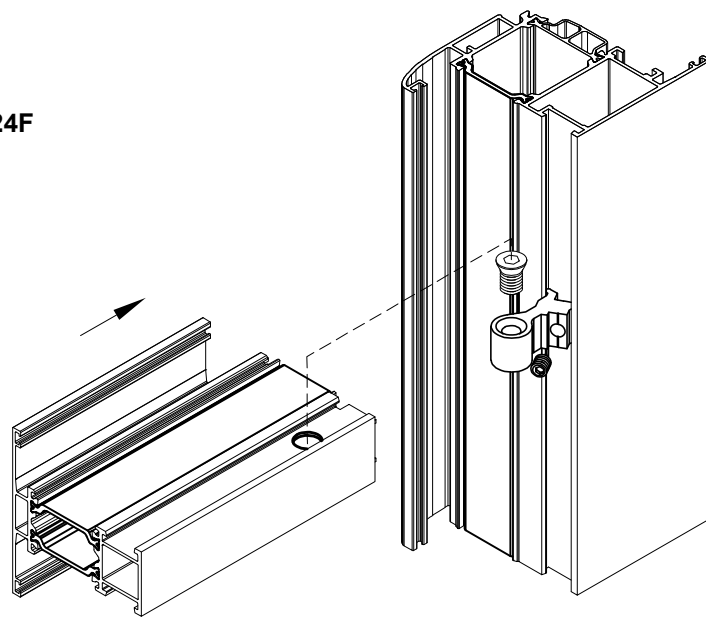
OBRADA PROFILA JE ISTA I ZA PROFILE:  
PROFILE PROCESSING IS THE SAME FOR PROFILES:



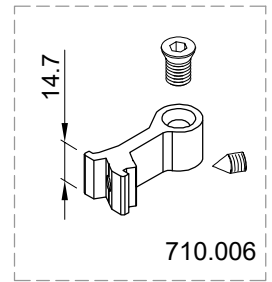
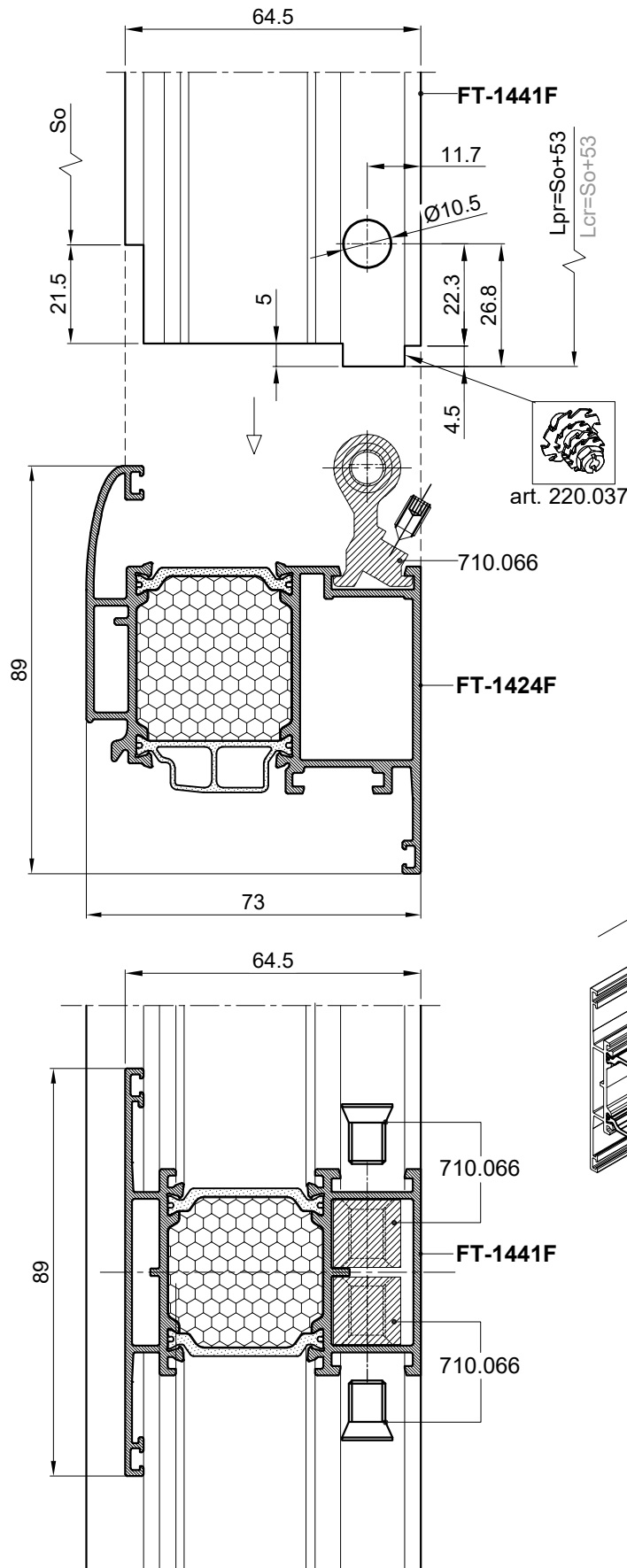
SPAJANJE PROFILA PREČKE FT-1440F SA PROFILOM KRILA FT-1424F - POMOĆU VEZNIKA  
CONNECTING THE CROSSBAR PROFILE FT-1440F WITH SASH PROFILE FT-1424F - BY USING  
CONNECTING ELEMENT -(T BRACKET)



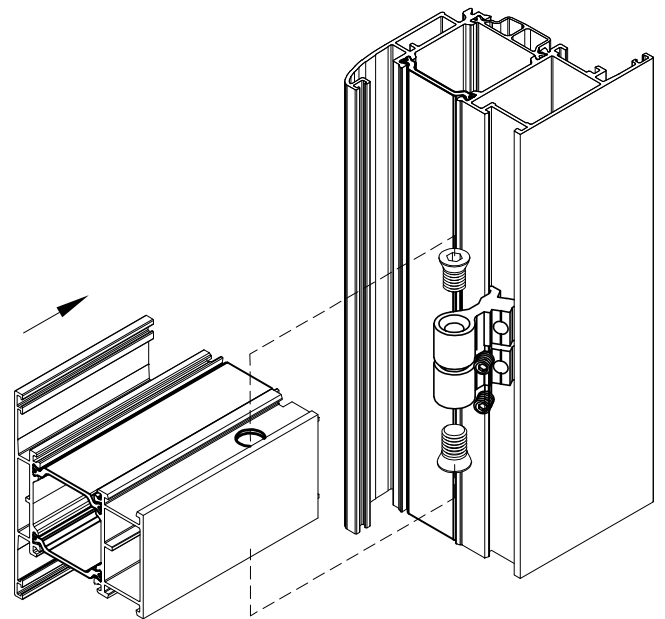
Mjera pilanja prečke FT-1440F:  
Lpr = So /svijetli otvor/ + 53 mm  
Sawing length of the crossbar FT-1440F:  
Lcr = So /light opening/ + 53 mm



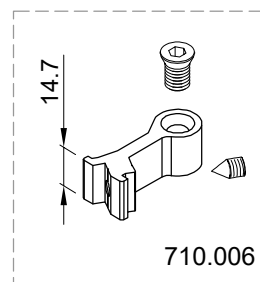
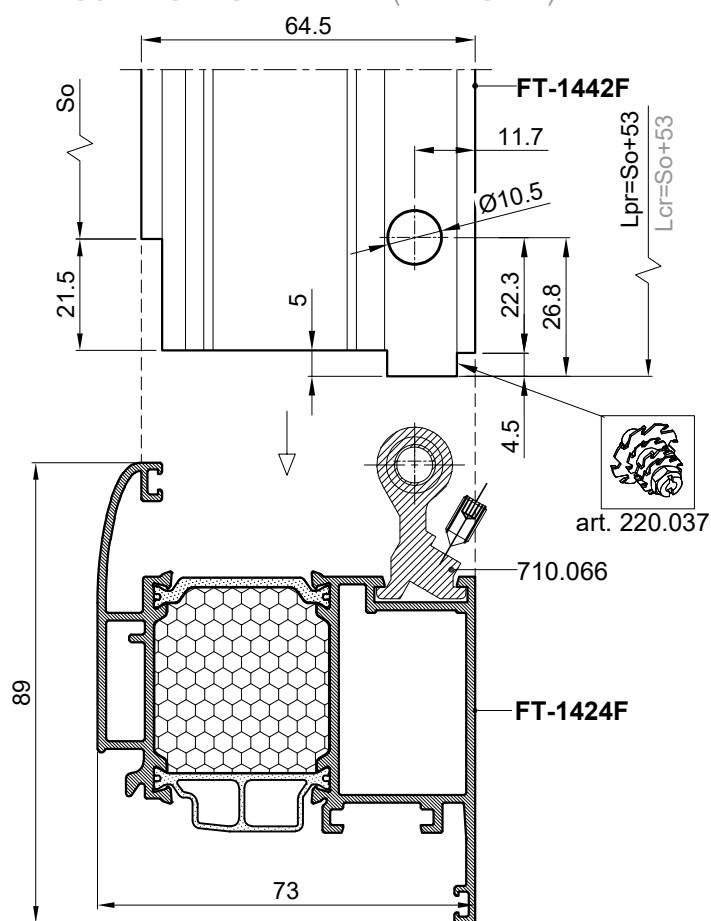
SPAJANJE PROFILA PREČKE FT-1441F SA PROFILOM KRILA FT-1424F - POMOĆU VEZNIKA  
CONNECTING THE CROSSBAR PROFILE FT-1441F WITH SASH PROFILE FT-1424F - BY USING  
CONNECTING ELEMENT -(T BRACKET)



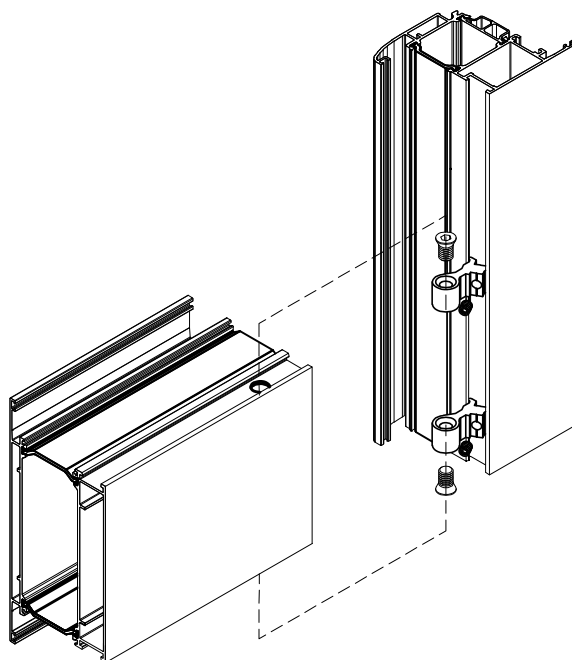
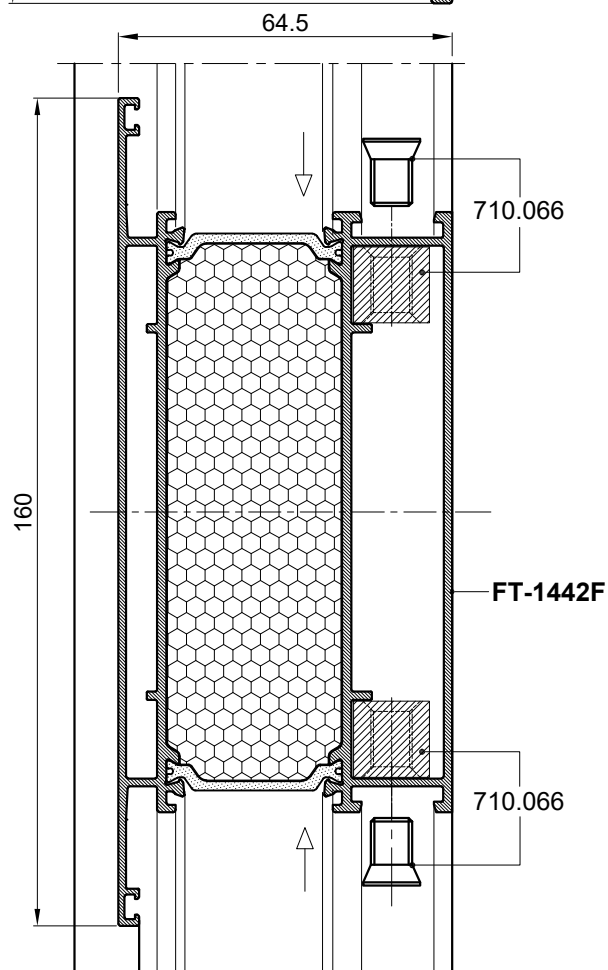
Mjera pilanja prečke FT-1441F:  
Lpr = So /svijetli otvor/ + 53 mm  
Sawing length of the crossbar FT-1441F:  
Lcr = So /light opening/ + 53 mm



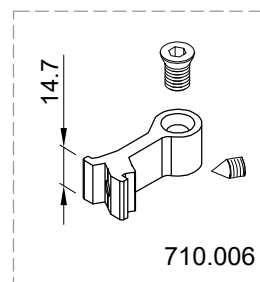
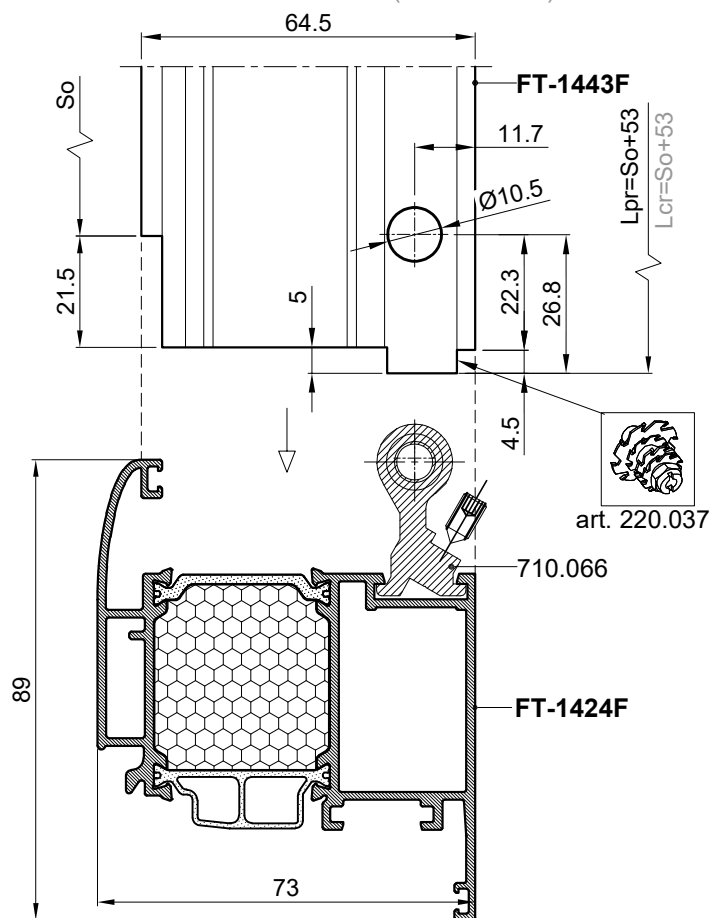
SPAJANJE PROFILA PREČKE FT-1442F SA PROFILOM KRILA FT-1424F - POMOĆU VEZNIKA  
CONNECTING THE CROSSBAR PROFILE FT-1442F WITH SASH PROFILE FT-1424F - BY USING  
CONNECTING ELEMENT -(T BRACKET)



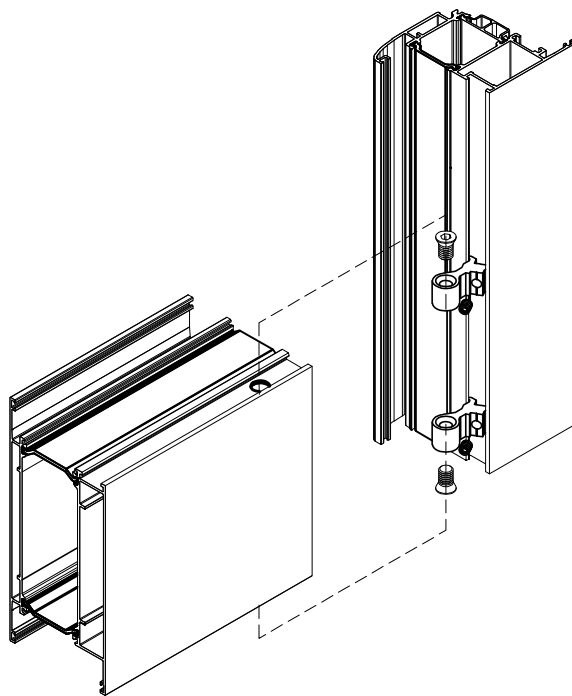
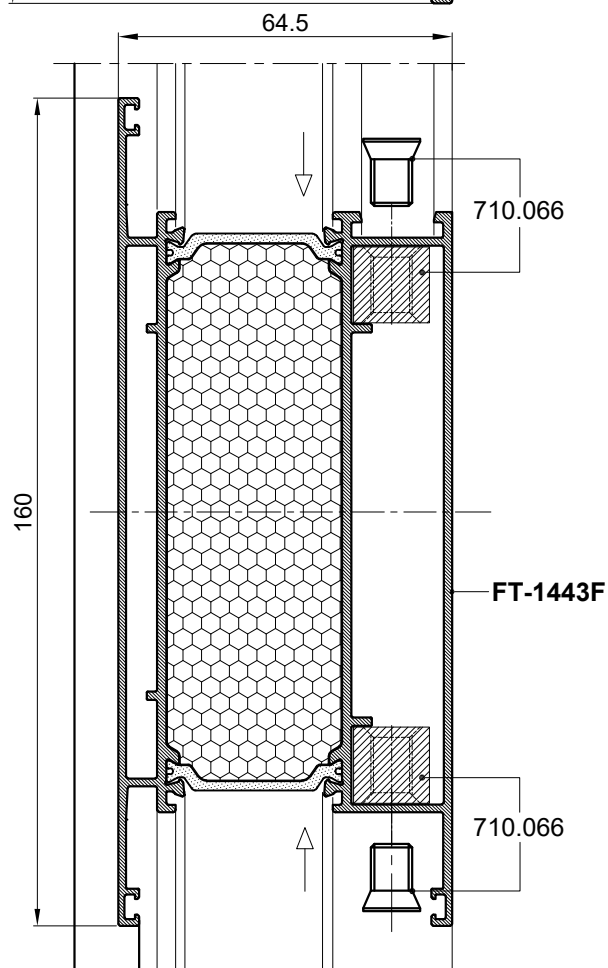
Mjera pilanja prečke FT-1442F:  
Lpr = So /svijetli otvor/ + 53 mm  
Sawing length of the crossbar FT-1442F:  
Lcr = So /light opening/ + 53 mm



SPAJANJE PROFILA PREČKE FT-1443F SA PROFILOM KRILA FT-1424F - POMOĆU VEZNIKA  
CONNECTING THE CROSSBAR PROFILE FT-1443F WITH SASH PROFILE FT-1424F - BY USING  
CONNECTING ELEMENT -(T BRACKET)



Mjera pilanja prečke FT-1443F:  
Lpr = So /svijetli otvor/ + 53 mm  
Sawing length of the crossbar FT-1443F:  
Lcr = So /light opening/ + 53 mm



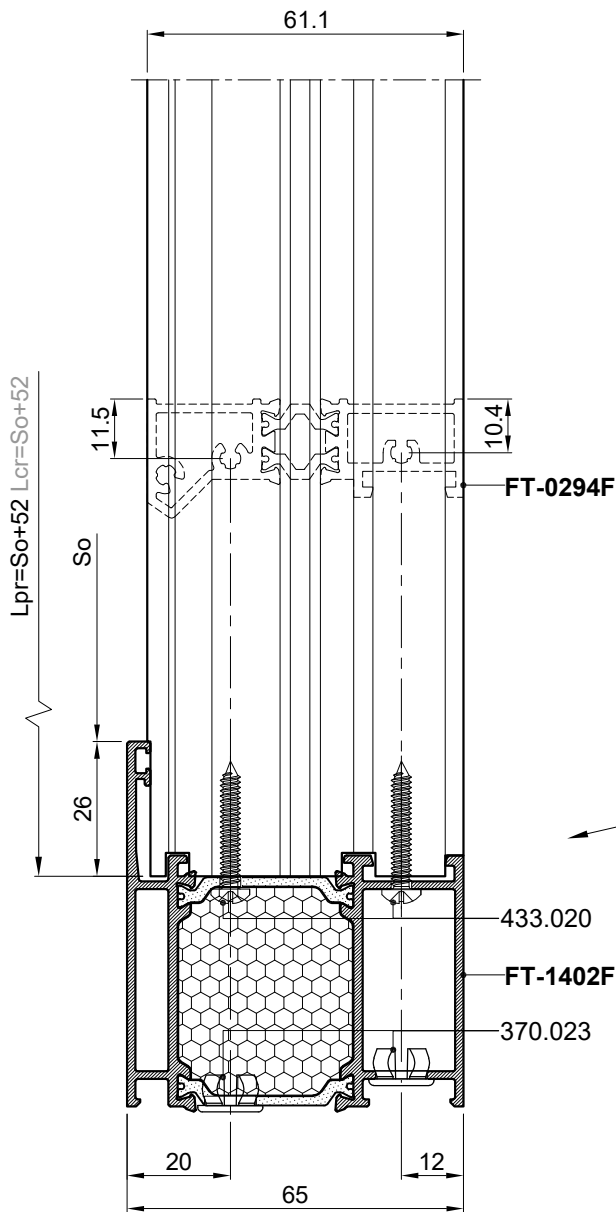
### SPAJANJE PROFILA PRAGA FT-0294F SA PROFILOM RAMA FT-1402F - POMOĆU VIJAKA CONNECTING THE THRESHOLD PROFILE FT-0294F WITH FRAME PROFILE FT-1402F - USING SCREWS

Mjera pilanja profila praga FT-0294F:

$L_{pr} = S_o / \text{svijetli otvor} / + 52 \text{ mm}$

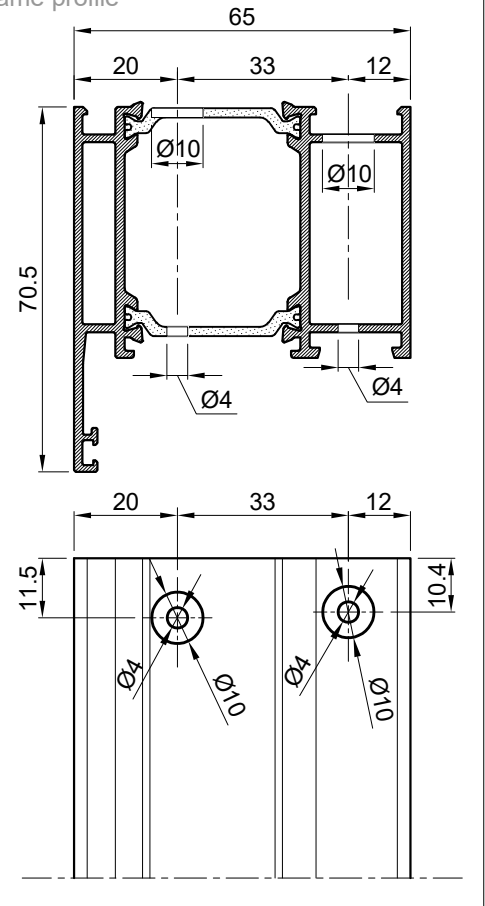
Sawing length of threshold profile FT-0294F:

$L_{cr} = S_o / \text{light opening} / + 52 \text{ mm}$

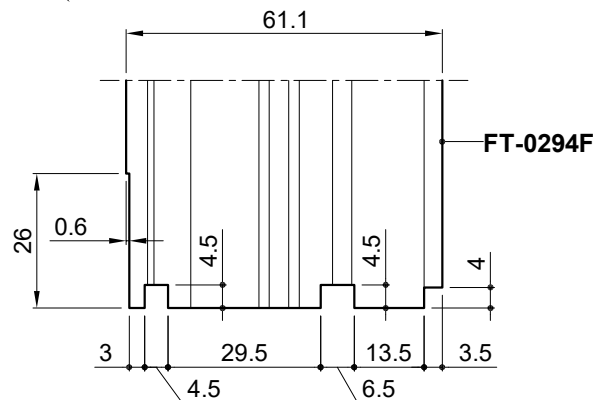


Obrada profila rama

Processing of the frame profile



art. 220.035



370.023  
pvc čep-mask-  
za Ø10 mm  
pvc cap-mask-  
for Ø10 mm

433.020  
vijak 3.9x25 (DIN 7981)  
screw 3.9x25 (DIN 7981)

Obrada profila praga

Processing of the threshold profile

1. obrada profila snopom glodala .....art. 220.035  
obrada profila na glodalici ili obradnom centru  
1. processing of the profile with milling cutter tool  
..... art. 220.035
2. processing of the profile on a milling machine  
or a CNC machine

Mjera pilanja profila praga FT-0294F:

$L_{pr} = S_o / \text{svijetli otvor} / + 52 \text{ mm}$

Sawing length of threshold profile FT-0294F:

$L_{cr} = S_o / \text{light opening} / + 52 \text{ mm}$

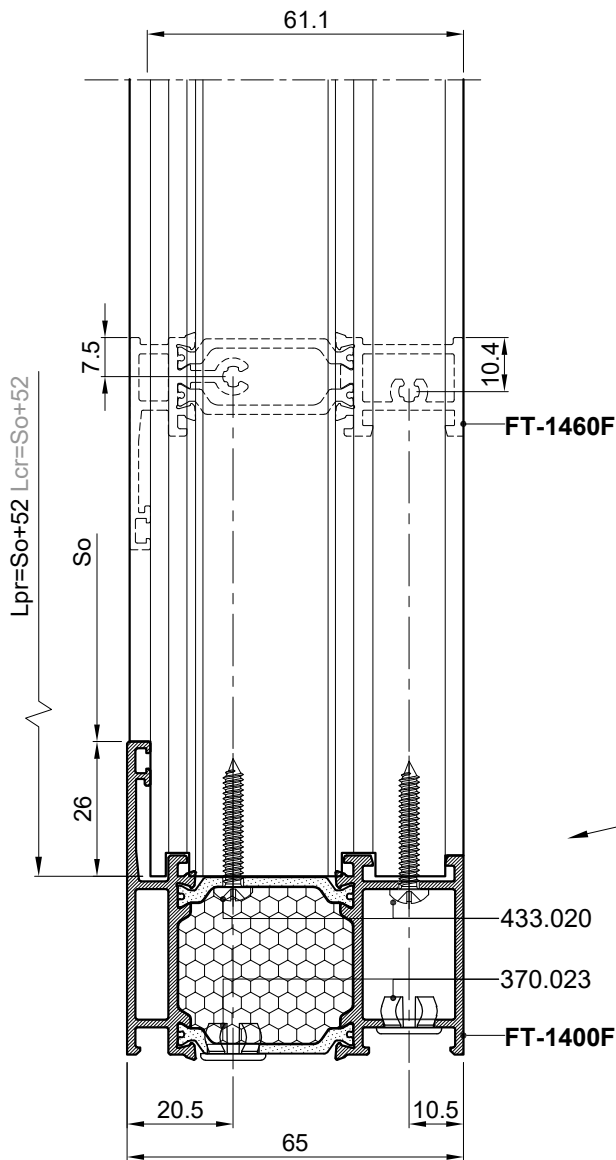
### SPAJANJE PROFILA PRAGA FT-1460F SA PROFILOM RAMA FT-1400F - POMOĆU VIJAKA CONNECTING THE THRESHOLD PROFILE FT-1460F WITH FRAME PROFILE FT-1400F - USING SCREWS

Mjera pilanja profila praga FT-1460F:

$L_{pr} = S_o / \text{svijetli otvor} / + 52 \text{ mm}$

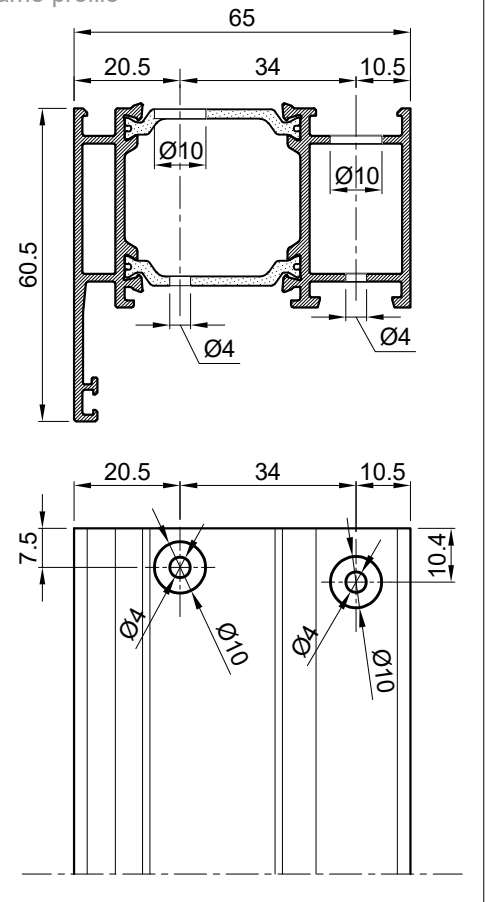
Sawing length of threshold profile FT-1460F:

$L_{cr} = S_o / \text{light opening} / + 52 \text{ mm}$

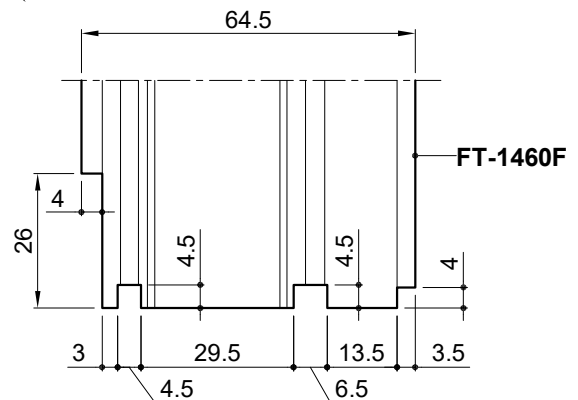
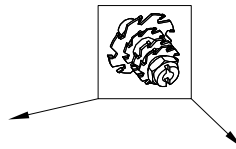


Obrada profila rama

Processing of the frame profile



art. 220.035



370.023  
pvc čep-mask-  
za Ø10 mm  
pvc cap-mask-  
for Ø10 mm

433.020  
vijak 3.9x25 (DIN 7981)  
screw 3.9x25 (DIN 7981)

Obrada profila praga

Processing of the threshold profile

1. obrada profila snopom glodala .....art. 220.035
2. obrada profila na glodalici ili obradnom centru  
1. processing of the profile with milling cutter tool  
..... art. 220.035
2. processing of the profile on a milling machine  
or a CNC machine

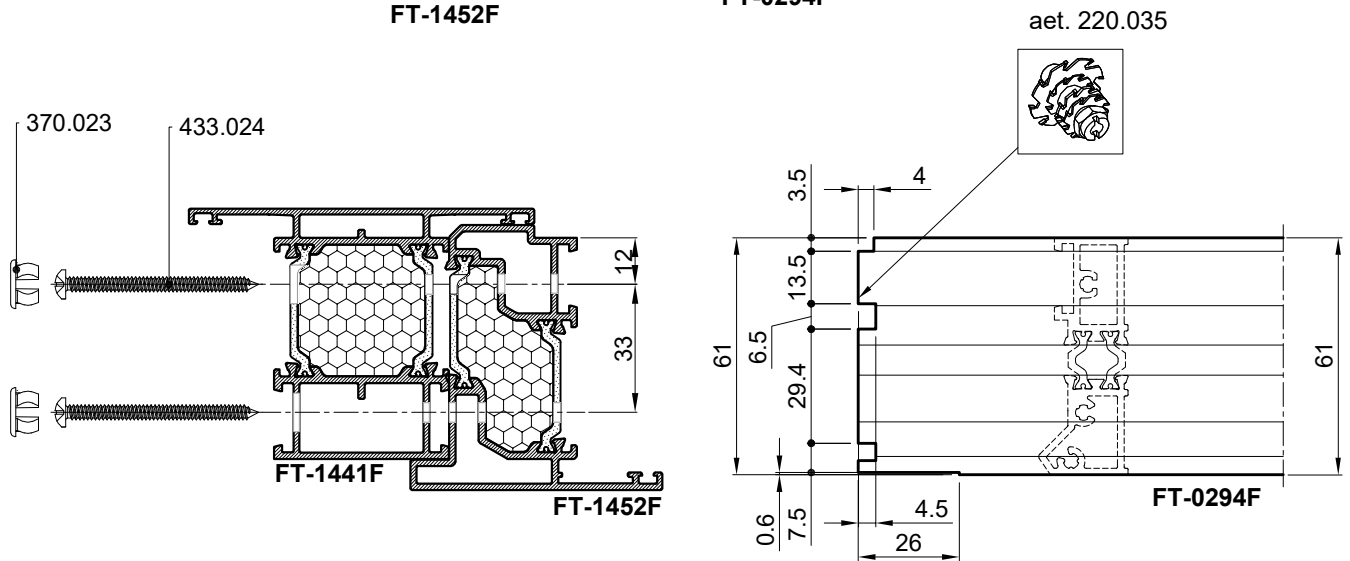
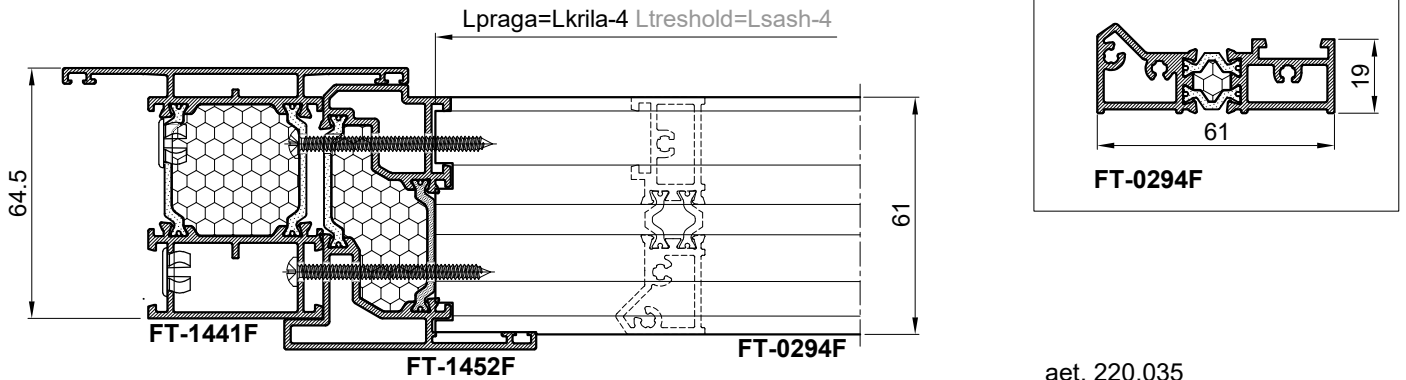
Mjera pilanja profila praga FT-1460F:

$L_{pr} = S_o / \text{svijetli otvor} / + 52 \text{ mm}$

Sawing length of threshold profile FT-1460F:

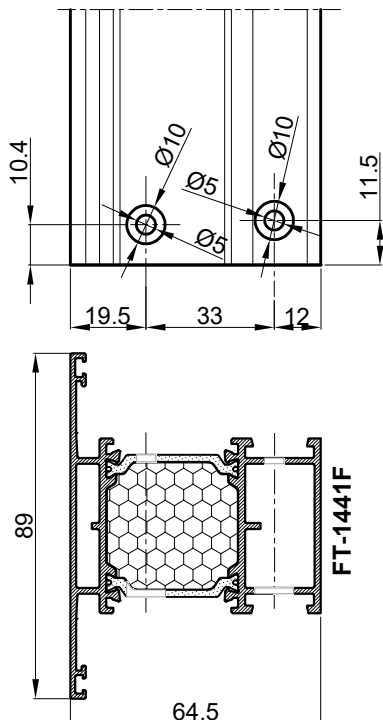
$L_{cr} = S_o / \text{light opening} / + 52 \text{ mm}$

### UGRADNJA I OBRADA PROFILA PRAGA FT-0294F U PROFIL FT-1452F MONTAGE AND PROCESSING OF THRESHOLD PROFILE FT-0294F IN PROFILE FT-1452F

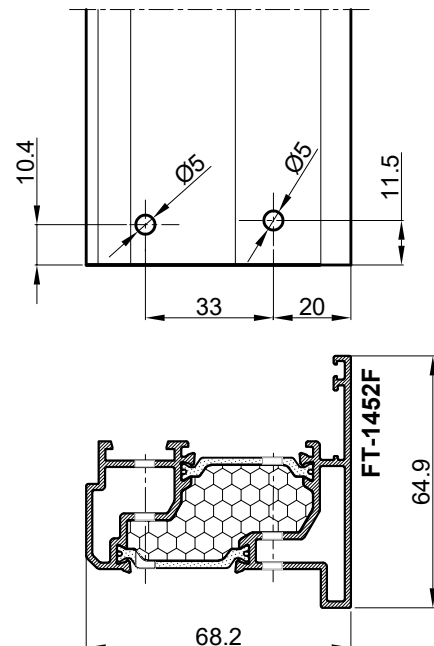


### OBRADA PROFILA PRAGA FT-0294F PROCESSING TRESHOLD PROFILE FT-0294F

### OBRADA PROFILA FT-1441F PROCESSING PROFILE FT-1441F

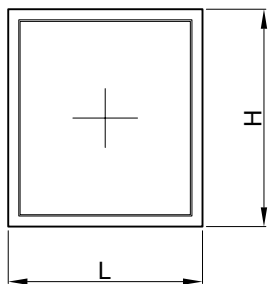


### OBRADA PROFILA FT-1425F PROCESSING PROFILE FT-1425F

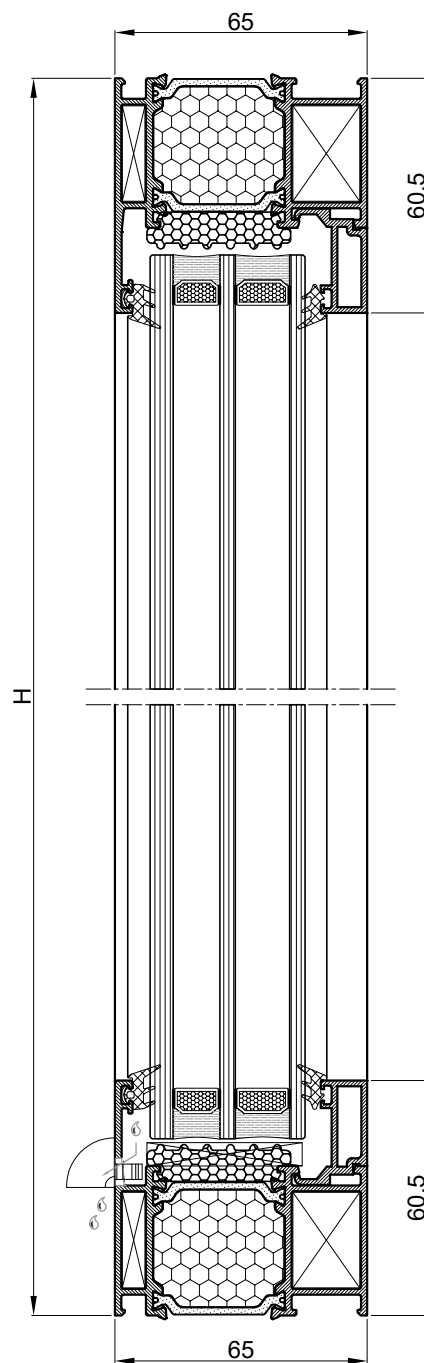


**Rezne liste**  
Cutting lists

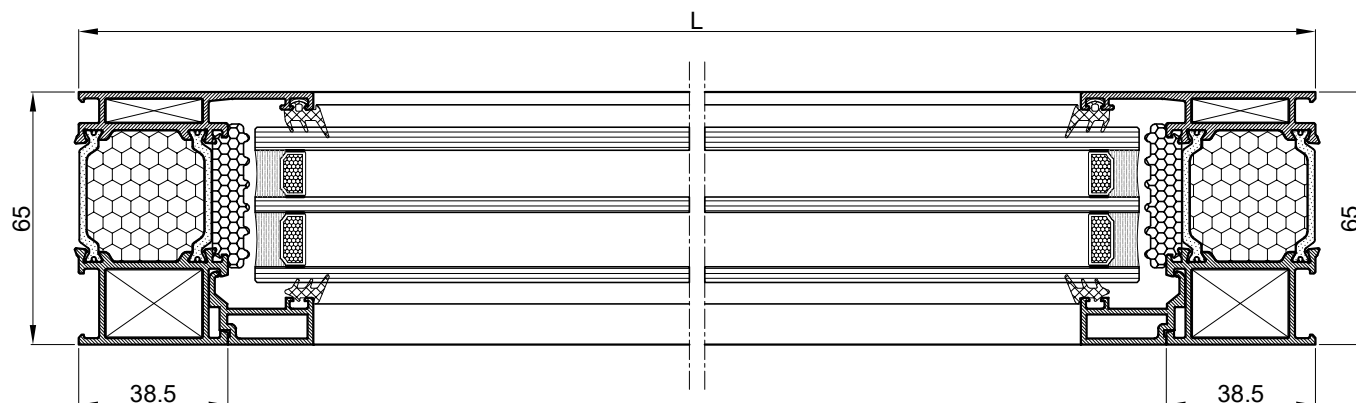


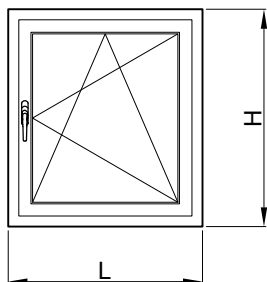


Rezna lista Cutting list  
Ram Frame : FT-1400F



PROFILI PROFILES			kom. pcs.	mjera dimension	kut pilanje sawing angle
FT-1400F	hor.okvira hor.frame		2	L	45-45
FT-1400F	vert.okvira vert.frame		2	H	45-45
F-0784	hor.st.lajsna hor.glazing bead		2	L -77	90-90
F-0784	vert.st.lajsna vert.glazing bead		2	H -121	90-90
OKOVI HARDWARE					kom. pcs.
710.556	kutna spojnica okvira	frame corner bracket			4
710.555	kutna spojnica okvira	frame corner bracket			4
730.001	kutna spojnica okvira	frame corner bracket			4
370.070	maska za drenažni otvor	drainage slot mask			2
BRTVE GASKETS				mjera dimension	kom. pcs.
321.003	brtva prema staklu	glazing gasket		2L+2H	
311.002	brtva prema staklu	glazing gasket		2L+2H	
ISPUNA PO OPSEGU STAKLA INSULATION AROUND THE GLASS				mjera dimension	kom. pcs.
340.465	Izolacijski umetak	insulation		2L+2H	1
STAKLO GLASS				mjera dimension	kom. pcs.
40mm (6+12+4+14+4)				L -91 x H -91	1



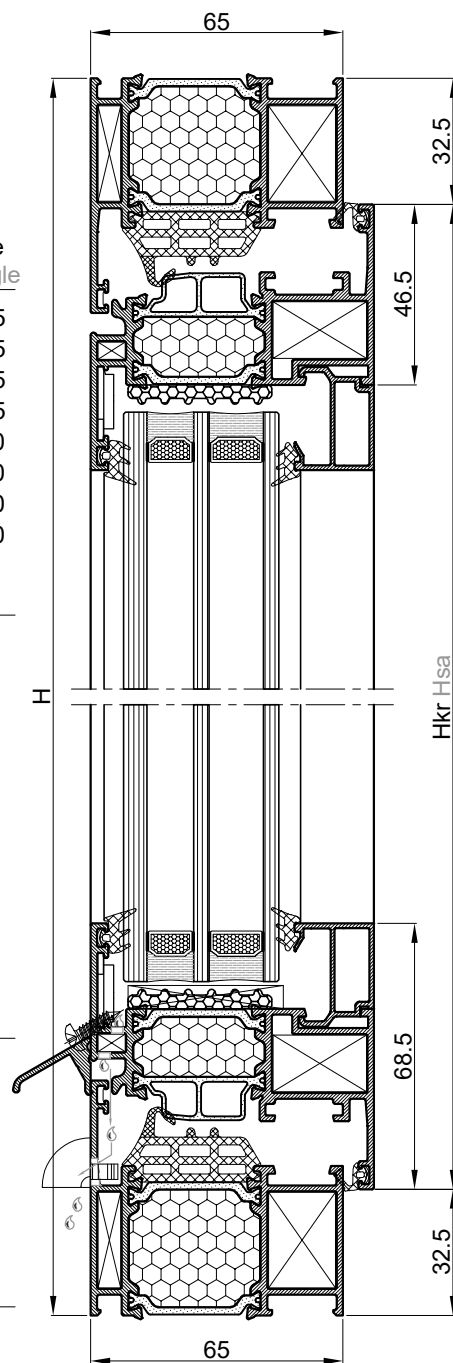


### Rezna lista Cutting list

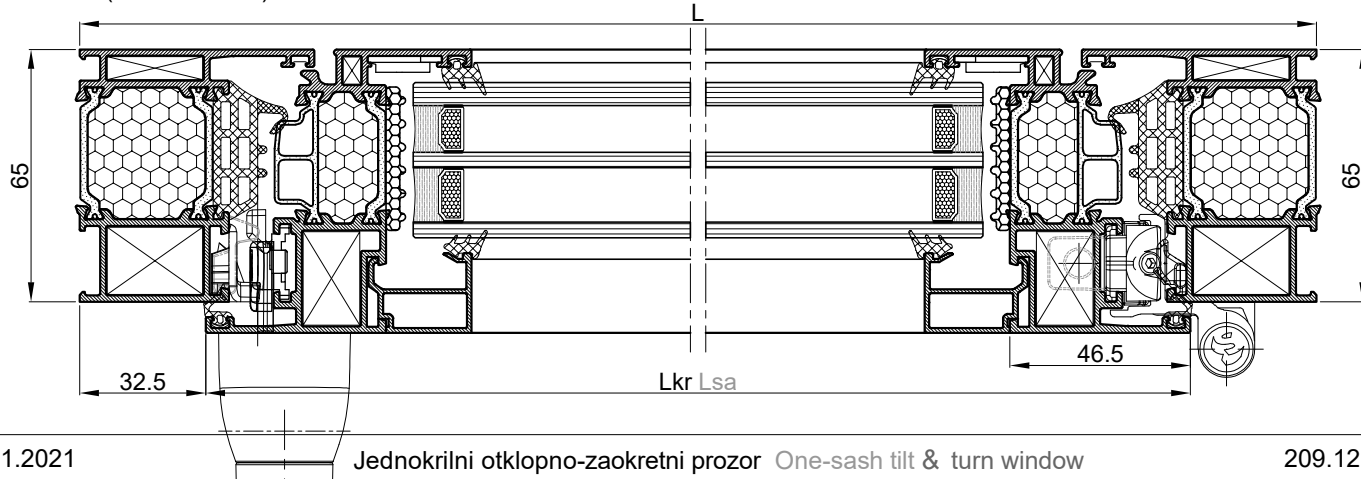
Ram Frame : FT-1400F

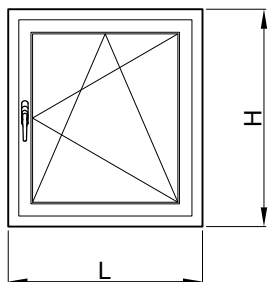
Krilo Sash: FT-1420F

(Profil krila sa ravnim vanjskim linijama)  
(Sash profile with straight outside lines)



PROFILI PROFILES			kom. pcs.	mjera dimension	kut pilanje sawing angle
FT-1400F	hor.okvira	hor.frame	2	L	45-45
FT-1400F	vert.okvira	vert.frame	2	H	45-45
FT-1420F	hor.krila	hor.sash	2	Lkr Lsa=L-65	45-45
FT-1420F	vert.krila	vert.sash	2	Hkr Hsa=H-65	45-45
Z40-666	hor.st.lajsna	hor.glazing bead	2	Lkr Lsa -93	90-90
Z40-666	vert.st.lajsna	vert.glazing bead	2	Hkr Hsa -137	90-90
Z40-657	okapnica	drip cap	1	Lkr Lsa -70	90-90
NC-1459	profil klizača	slide profile			90-90
<b>OKOVI HARDWARE</b>					kom. pcs.
710.556	kutna spojnica okvira	frame corner bracket	4		
710.571	kutna spojnica krila	sash corner bracket	4		
710.555	kutna spojnica okvira	frame corner bracket	4		
710.570	kutna spojnica krila	sash corner bracket	4		
731.010	kutna spojnica krila	sash corner bracket	4		
730.001	kutna spojnica krila	sash corner bracket	8		
730.002	kutna spojnica okvira	frame corner bracket	4		
134.026.xx	DRY KIP meh. -Stublina 4135.00	DRY KIP mec. -Stublina 4135.00	1		
370.070	maska za drenažni otvor	drainage slot mask	2		
373.002	umetak profila okapnice	end insert for drip cap profile	2		
433.003	vijak 3.5x13 (DIN 7981) za Z40-657	screw 3.5x13 for Z40-657	~4		
<b>BRTVE GASKETS</b>				mjera dimension	kom. pcs.
334.008	srednja brtva (AM 2000)	central gasket (AM 2000)		2L+2H	
(337.003)	srednja brtva (Semperit)	central gasket (Semperit)		2L+2H	
321.006	brtva u krilu	sash gasket		2L+2H	
321.003	brtva prema staklu	glazing gasket		2L+2H	
311.002	brtva prema staklu	glazing gasket		2L+2H	
363.081	kutni umetak brtve	gasket corner	4		
<b>ISPUNA PO OPSEGU STAKLA INSULATION AROUND THE GLASS</b>				mjera dimension	kom. pcs.
340.450	Izolacijski umetak	insulation	1	2L+2H	
<b>STAKLO GLASS</b>				mjera dimension	kom. pcs.
40mm (6+12+4+14+4)				Lkr Lsa -107 x Hkr Hsa - 107	1



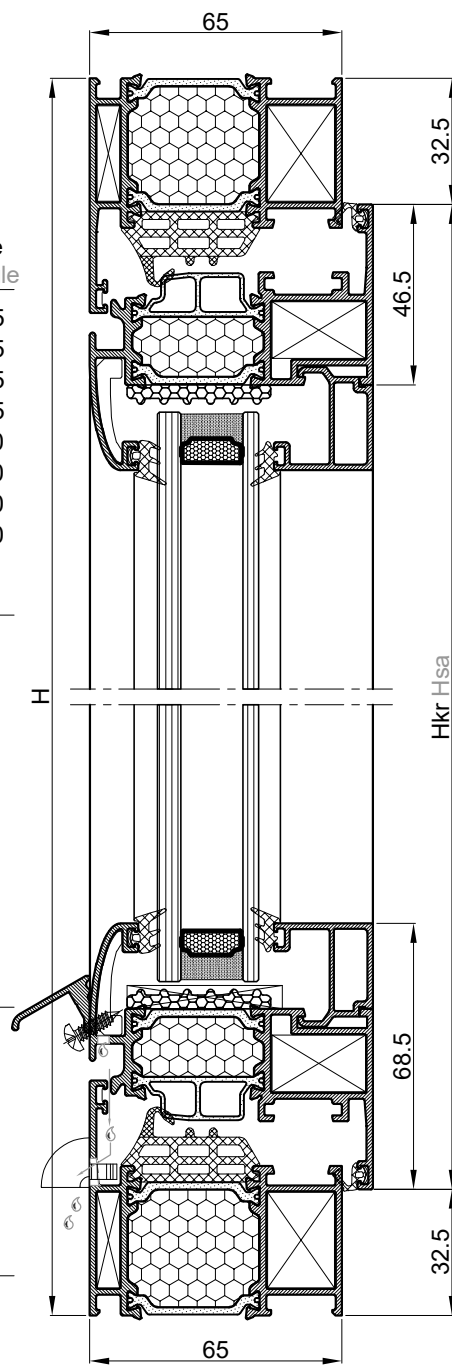


### Rezna lista Cutting list

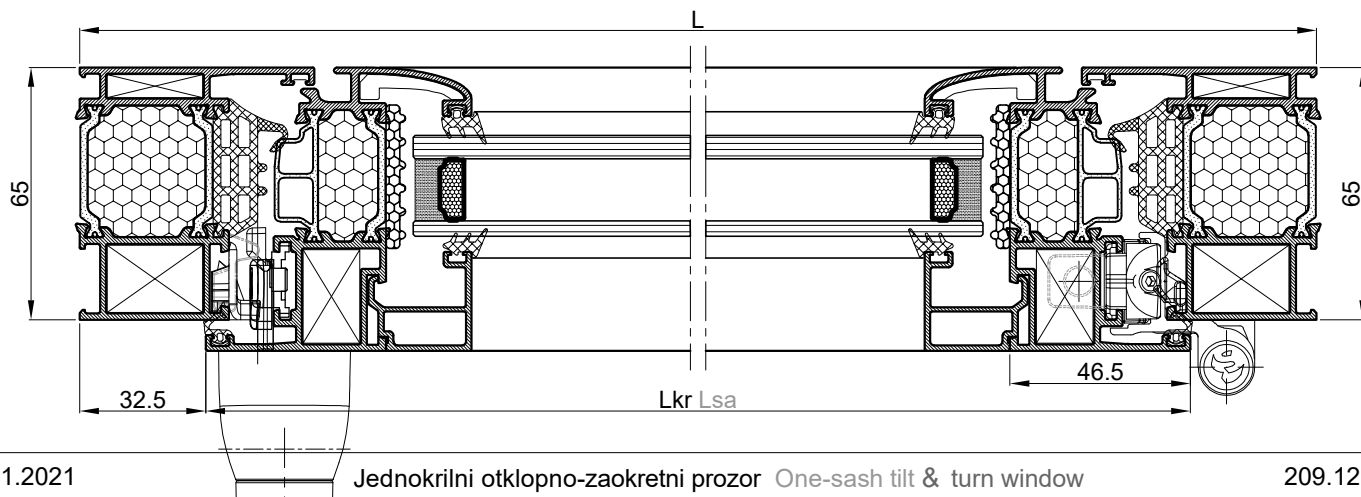
Ram Frame : FT-1400F

Krilo Sash: FT-1423F

(Profil krila sa zaobljenim vanjskim linijama)  
(Sash profile with rounded outside lines)



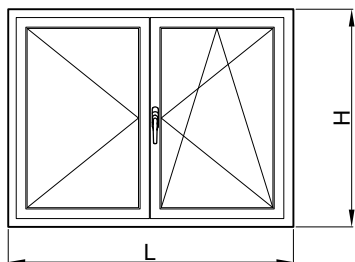
PROFILI PROFILES		kom. pcs.	mjera dimension	kut pilanje sawing angle
FT-1400F	hor.okvira hor.frame	2	L	45-45
FT-1400F	vert.okvira vert.frame	2	H	45-45
FT-1423F	hor.krila hor.sash	2	Lkr Lsa=L-65	45-45
FT-1423F	vert.krila vert.sash	2	Hkr Hsa=H-65	45-45
Z40-667	hor.st.lajsna hor.glazing bead	2	Lkr Lsa -93	90-90
Z40-667	vert.st.lajsna vert.glazing bead	2	Hkr Hsa -137	90-90
Z40-657	okapnica drip cap	1	Lkr Lsa -70	90-90
NC-1459	profil klizača slide profile			90-90
<b>OKOVI HARDWARE</b>				kom. pcs.
710.556	kutna spojnica okvira frame corner bracket	4		
710.571	kutna spojnica krila sash corner bracket	4		
710.555	kutna spojnica okvira frame corner bracket	4		
730.004	kutna spojnica krila sash corner bracket	4		
730.001	kutna spojnica krila sash corner bracket	8		
730.002	kutna spojnica okvira frame corner bracket	4		
134.026.xx	DRY KIP meh. -Stublina 4135.00 DRY KIP mec. -Stublina 4135.00	1		
370.070	maska za drenažni otvor drainage slot mask	2		
373.002	umetak profila okapnice end insert for drip cap profile	2		
433.003	vijak 3.5x13 (DIN 7981) za Z40-657 screw 3.5x13 for Z40-657	~4		
<b>BRTVE GASKETS</b>			mjera dimension	kom. pcs.
334.008	srednja brtva (AM 2000) central gasket (AM 2000)		2L+2H	
(337.003)	srednja brtva (Semperit) central gasket (Semperit)		2L+2H	
321.006	brtva u krilu sash gasket		2L+2H	
321.003	brtva prema staklu glazing gasket		2L+2H	
311.002	brtva prema staklu glazing gasket		2L+2H	
363.081	kutni umetak brtve gasket corner	4		
<b>ISPUNA PO OPSEGU STAKLA INSULATION AROUND THE GLASS</b>			mjera dimension	kom. pcs.
340.450	Izolacijski umetak insulation	1	2L+2H	
<b>STAKLO GLASS</b>			mjera dimension	kom. pcs.
26mm (6+16+4)			Lkr Lsa -107 x Hkr Hsa - 107	1



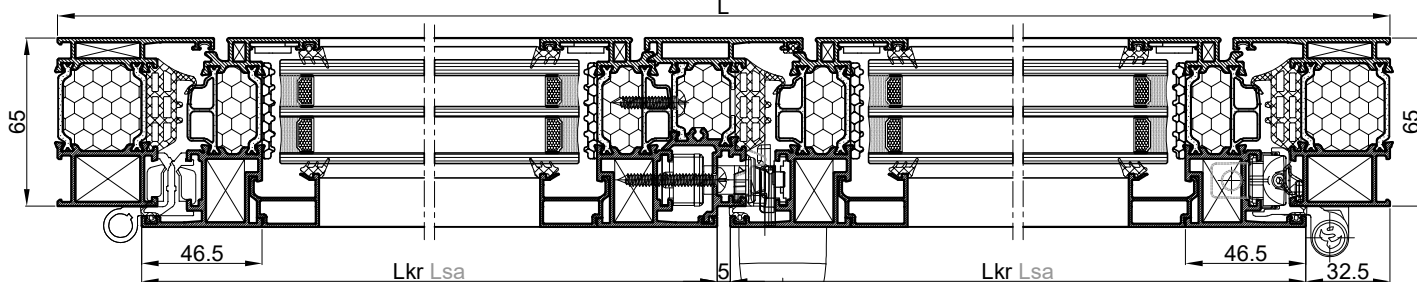
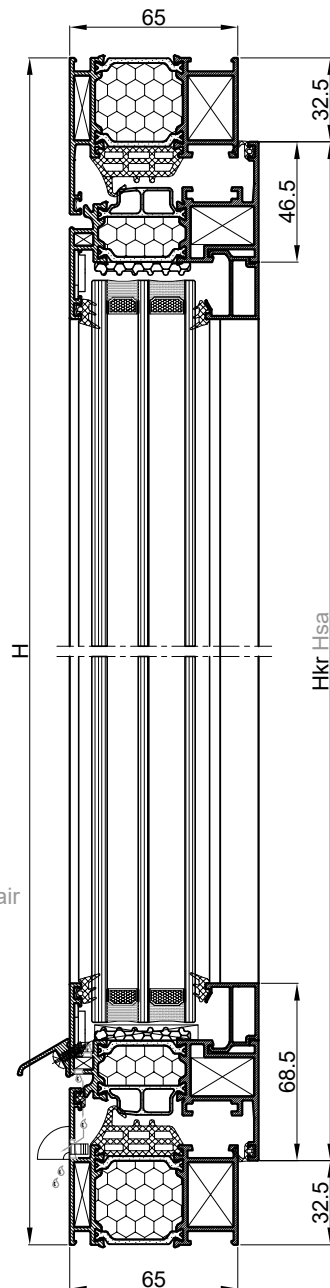
#### Rezna lista Cutting list

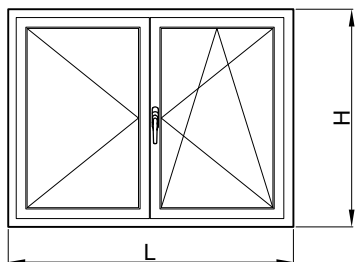
Ram Frame : FT-1400F  
 Krilo Sash: FT-1420F  
 Kombatuta Flying mullion: FT-1450F

(Profil krila sa ravnim vanjskim linijama)  
 (Sash profile with straight outside lines)



PROFILI PROFILES			kom. pcs.	mjera dimension	pilanje sawing angle
FT-1400F	hor.okvira	hor.frame	2	L	45-45
FT-1400F	vert.okvira	vert.frame	2	H	45-45
FT-1420F	hor.krila	hor.sash	4	$L_{kr} L_{sa} = (L-70)/2$	45-45
FT-1420F	vert.krila	vert.sash	4	$H_{kr} H_{sa} = H-65$	45-45
FT-1450F	profil za okretanje	flaying mullion	1	$H_{kr} H_{sa} -68$	90-90
Z40-666	hor.staklo lajsna	hor.glazing bead	4	$L_{kr} L_{sa} -93$	90-90
Z40-666	vert.staklo lajsna	vert.glazing bead	4	$H_{kr} H_{sa} -137$	90-90
Z40-657	okapnica (glav.krilo)	drip cap (main sash)	1	$L_{kr} L_{sa} -70$	90-90
Z40-657	okapnica (pom.krilo)	drip cap (aux.sash)	1	$L=L_{kr} L_{sa} -4$	90-90
NC-1459	profil klizača	slide profile	1		90-90
<b>OKOVI HARDWARE</b>					kom. pcs.
710.556	kutna spojnica okvira	frame corner bracket	4		
710.571	kutna spojnica krila	sash corner bracket	8		
710.555	kutna spojnica okvira	frame corner bracket	4		
710.570	kutna spojnica krila	sash corner bracket	8		
731.010	kutna spojnica krila	sash corner bracket	8		
730.001	kutna spojnica krila	sash corner bracket	16		
730.001	kutna spojnica okvira	frame corner bracket	4		
134.026.xx	DRY KIP meh. -Stublina (art. 4135.00)	DRY KIP mec. -Stublina (art.4135.00)	1		
134.017	ključanje pomoćnog krila -Stublina (art.4005.00)	auxiliary sash locking -Stublina (art.4005.00)	1		
111.001.xx	dvodijelna šarka EURO ŽLIJEB	two-part hinge EURO GROOVE	2		
134.023	pasivno ključanje -Stublina (art.4045.00)	passive locking -Stublina (art.4045.00)	3		
370.070	maska za drenažni otvor	drainage hole mask	4		
363.082	umetak profila za okretanje FT-1450F	end insert for flying mullion profile FT-1450F	par/pair		
373.002	umetak profila okapnice	end insert for drip cap profile	4		
<b>BRTVE GASKETS</b>					kom. pcs.
334.008	srednja brtva (AM 2000)	central gasket (AM 2000)		$2L+3H$	
(337.003)	srednja brtva (Semperit)	central gasket (Semperit)		$2L+3H$	
321.006	brtva u krilu	sash gasket		$2L+3H$	
327.002	brtva u kombatuti	flaying mullion gasket		H	
321.003	brtva prema staklu	gasket to the glass		$2L+4H$	
311.002	brtva prema staklu	gasket to the glass		$2L+4H$	
363.081	kutni umetak brtve	gasket corner	4		
<b>ISPUNA PO OPSEGU STAKLA INSULATION AROUND THE GLASS</b>					kom. pcs.
340.450	Izolacijski umetak	insulation	1	$4L_{kr} L_{sa} + 4H_{kr} H_{sa}$	
<b>STAKLO GLASS</b>					kom. pcs.
40mm (6+12+4+14+4)				$L_{kr} L_{sa} -107 \times H_{kr} H_{sa} - 107$	2



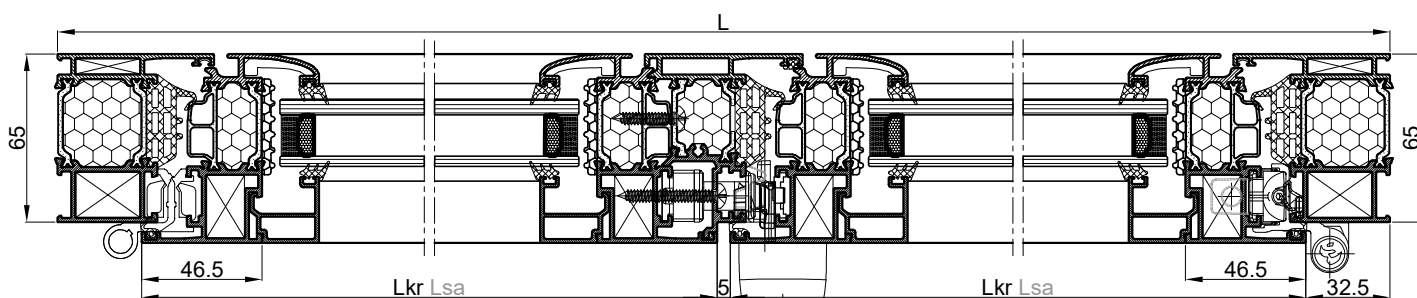
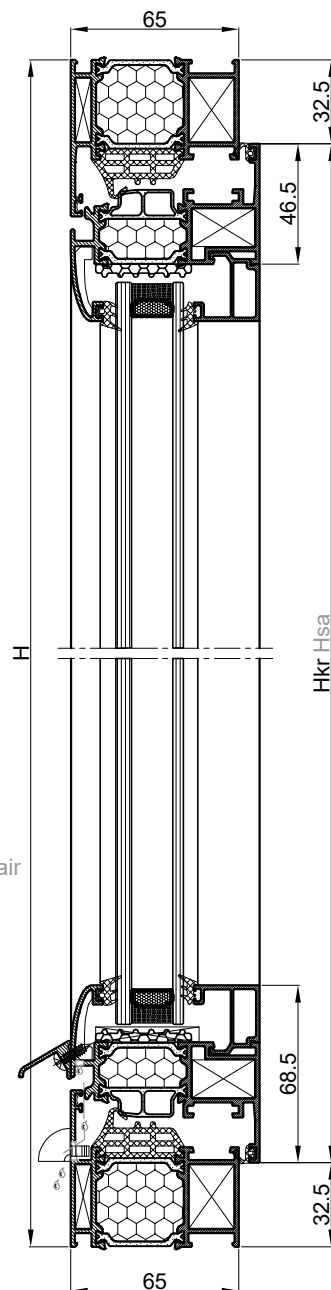


#### Rezna lista Cutting list

Ram Frame : FT-1400F  
 Krilo Sash: FT-1423F  
 Kombatuta Flying mullion: FT-1450F

(Profil krila sa zaobljenim vanjskim linijama)  
 (Sash profile with rounded outside lines)

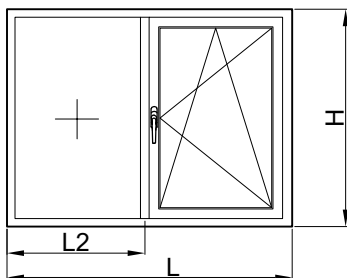
PROFILI PROFILES			kom. pcs.	mjera dimension	pilanje sawing angle
FT-1400F	hor.okvira	hor.frame	2	L	45-45
FT-1400F	vert.okvira	vert.frame	2	H	45-45
FT-1423F	hor.krila	hor.sash	4	$L_{kr} = (L-70)/2$	45-45
FT-1423F	vert.krila	vert.sash	4	$H_{kr} = H-65$	45-45
FT-1450F	profil za okretanje	flying mullion	1	Hkr Hsa -68	90-90
Z40-667	hor.staklo lajsna	hor.glazing bead	4	Lkr Lsa -93	90-90
Z40-667	vert.staklo lajsna	vert.glazing bead	4	Hkr Hsa -137	90-90
Z40-657	okapnica (glav.krilo)	drip cap (main sash)	1	Lkr Lsa -70	90-90
Z40-657	okapnica (pom.krilo)	drip cap (aux.sash)	1	$L = L_{kr} - 4$	90-90
NC-1459	profil klizača	slide profile	1		90-90
<b>OKOVI HARDWARE</b>					kom. pcs.
710.556	kutna spojnica okvira	frame corner bracket	4		
710.571	kutna spojnica krila	sash corner bracket	8		
710.555	kutna spojnica okvira	frame corner bracket	4		
730.004	kutna spojnica krila	sash corner bracket	8		
730.001	kutna spojnica krila	sash corner bracket	16		
730.001	kutna spojnica okvira	frame corner bracket	4		
134.026.xx	DRY KIP meh. -Stublina (art. 4135.00)	DRY KIP mec. -Stublina (art.4135.00)	1		
134.017	ključanje pomoćnog krila -Stublina (art.4005.00)	auxiliary sash locking -Stublina (art.4005.00)	1		
111.001.xx	dvodijelna šarka EURO ŽLIJEB	two-part hinge EURO GROOVE	2		
134.023	pasivno ključanje -Stublina (art.4045.00)	passive locking -Stublina (art.4045.00)	3		
370.070	maska za drenažni otvor	drainage hole mask	4		
363.082	umetak profila za okretanje FT-1450F	end insert for flying mullion profile FT-1450F	par/pair		
373.002	umetak profila okapnice	end insert for drip cap profile	4		
<b>BRTVE GASKETS</b>					kom. pcs.
334.008	srednja brtva (AM 2000)	central gasket (AM 2000)		2L+3H	
(337.003)	srednja brtva (Semperit)	central gasket (Semperit)		2L+3H	
321.006	brtva u krilu	sash gasket		2L+3H	
327.002	brtva u kombatuti	flying mullion gasket		H	
321.003	brtva prema staklu	gasket to the glass		2L+4H	
311.002	brtva prema staklu	gasket to the glass		2L+4H	
363.081	kutni umetak brtve	gasket corner	4		
<b>ISPUNA PO OPSEGU STAKLA INSULATION AROUND THE GLASS</b>					kom. pcs.
340.450	Izolacijski umetak	insulation	1	$4L_{kr} L_{sa} + 4H_{kr} H_{sa}$	
<b>STAKLO GLASS</b>					kom. pcs.
26mm (6+16+4)			2	$L_{kr} L_{sa} - 107 \times H_{kr} H_{sa} - 107$	



#### Rezna lista Cutting list

Ram Frame : FT-1400F  
 Krilo Sash: FT-1420F  
 Prečka Window crossbar: FT-1440F

(Profil krila sa ravnim vanjskim linijama)  
 (Sash profile with straight outside lines)



PROFILI PROFILES			kom. pcs.	mjera dimension	pilanje sawing angle
FT-1400F	hor.okvira	hor.frame	2	L	45-45
FT-1400F	vert.okvira	vert.frame	2	H	45-45
FT-1420F	hor.krila	hor.sash	2	Lkr Lsa = L/2-40.5	45-45
FT-1420F	vert.krila	vert.sash	2	Hkr Hsa = H-65	45-45
FT-1440F	prečka	window crossbar	1	H -69	90-90
Z40-666	hor.staklo lajsna	hor.glazing bead	2	Lkr Lsa -93	90-90
Z40-666	vert.staklo lajsna	vert.glazing bead	2	Hkr Hsa -137	90-90
F-0784	hor.staklo lajsna okvira	frame hor.glazing bead	2	L/2 -52.5	90-90
F-0784	vert.staklo lajsna okvira	frame vert.glazing bead	2	H-121	90-90
Z40-657	okapnica	drip cap (main sash)	1	Lkr Lsa -70	90-90
NC-1459	profil klizača	slide profile	1		90-90

#### OKOVI HARDWARE

				kom.pcs.
710.556	kutna spojnica okvira	frame corner bracket		4
710.571	kutna spojnica krila	sash corner bracket		4
710.555	kutna spojnica okvira	frame corner bracket		4
710.570	kutna spojnica krila	sash corner bracket		4
731.010	kutna spojnica krila	sash corner bracket		4
730.001	kutna spojnica krila	sash corner bracket		8
730.001	kutna spojnica okvira	frame corner bracket		4
710.066	veznik	connector		2
710.585	pomoćni veznik	auxiliary connector		2
134.026.xx	DRY KIP meh. -Stublina (art. 4135.00)	DRY KIP mec. -Stublina (art.4135.00)		1
370.070	maska za drenažni otvor	drainage hole mask		4
373.002	umetak profila okapnice	end insert for drip cap profile		2

#### BRTVE GASKETS

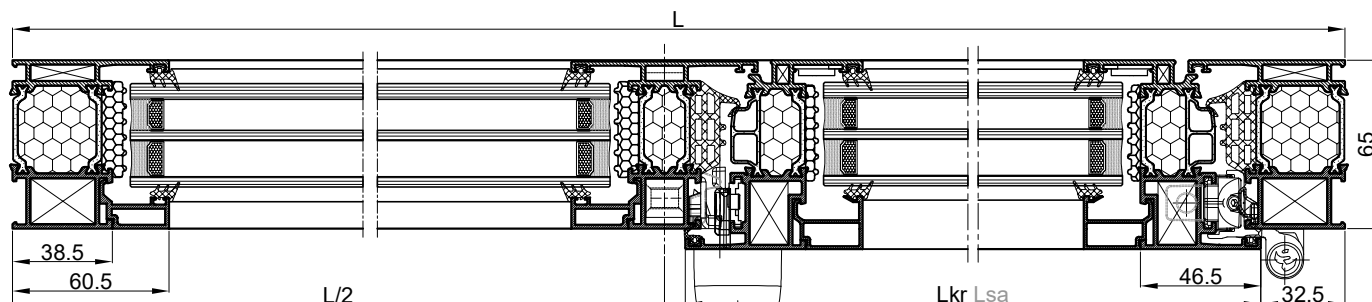
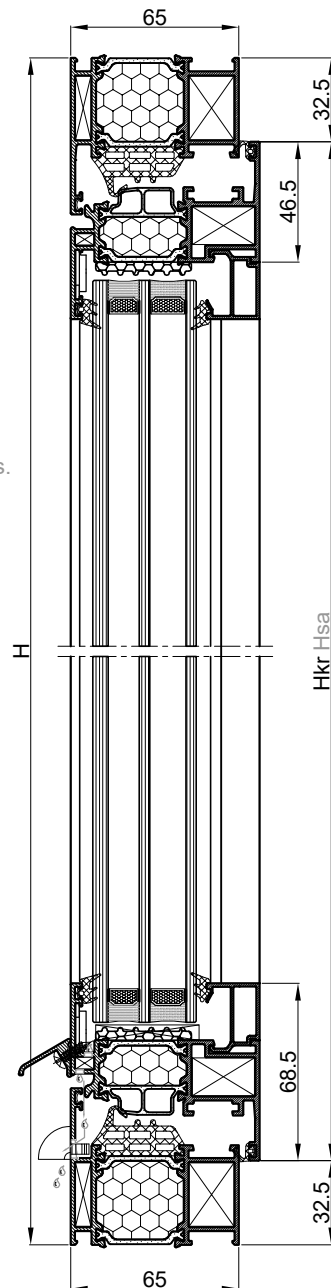
		mjera dimension	kom. pcs.
334.008	srednja brtva (AM 2000)	central gasket (AM 2000)	
(337.003)	srednja brtva (Semperit)	central gasket (Semperit)	
321.006	brtva u krilu	sash gasket	
321.003	brtva prema staklu	gasket to the glass	
311.002	brtva prema staklu	gasket to the glass	
363.081	kutni umetak brtve	gasket corner	4

#### ISPUNA PO OPSEGU STAKLA INSULATION AROUND THE GLASS

		mjera dimension	kom. pcs.
340.450	Izolacijski umetak	insulation	
340.465	Izolacijski umetak	insulation	

#### STAKLO GLASS

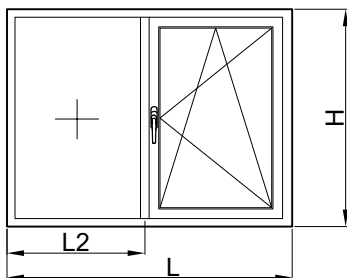
		mjera dimension	kom. pcs.
40mm (6+12+4+14+4)		Lkr Lsa -107 x Hkr Hsa - 107	1
40mm (6+12+4+14+4)		L/2 - 67 x H - 91	1



#### Rezna lista Cutting list

Ram Frame : FT-1400F  
 Krilo Sash: FT-1423F  
 Prečka Window crossbar: FT-1440F

(Profil krila sa zaobljenim vanjskim linijama)  
 (Sash profile with rounded outside lines)



PROFILI PROFILES			kom. pcs.	mjera dimension	pilanje sawing angle
FT-1400F	hor.okvira	hor.frame	2	L	45-45
FT-1400F	vert.okvira	vert.frame	2	H	45-45
FT-1423F	hor.krila	hor.sash	2	Lkr Lsa = L/2-40.5	45-45
FT-1423F	vert.krila	vert.sash	2	Hkr Hsa = H-65	45-45
FT-1440F	prečka	window crossbar	1	H -69	90-90
Z40-667	hor.staklo lajsna	hor.glazing bead	2	Lkr Lsa -93	90-90
Z40-667	vert.staklo lajsna	vert.glazing bead	2	Hkr Hsa -137	90-90
Z40-667	hor.staklo lajsna okvira	frame hor.glazing bead	2	L/2 -52.5	90-90
Z40-667	vert.staklo lajsna okvira	frame vert.glazing bead	2	H-121	90-90
Z40-657	okapnica	drip cap (main sash)	1	Lkr Lsa -70	90-90
NC-1459	profil klizača	slide profile	1		90-90

#### OKOVI HARDWARE

				kom.pcs.
710.556	kutna spojnica okvira	frame corner bracket		4
710.571	kutna spojnica krila	sash corner bracket		4
710.555	kutna spojnica okvira	frame corner bracket		4
730.004	kutna spojnica krila	sash corner bracket		4
730.001	kutna spojnica krila	sash corner bracket		8
730.001	kutna spojnica okvira	frame corner bracket		4
710.066	veznik	connector		2
710.585	pomoćni veznik	auxiliary connector		2
134.026.xx	DRY KIP meh. -Stublina (art. 4135.00)	DRY KIP mec. -Stublina (art.4135.00)		1
370.070	maska za drenažni otvor	drainage hole mask		4
373.002	umetak profila okapnice	end insert for drip cap profile		2

#### BRTVE GASKETS

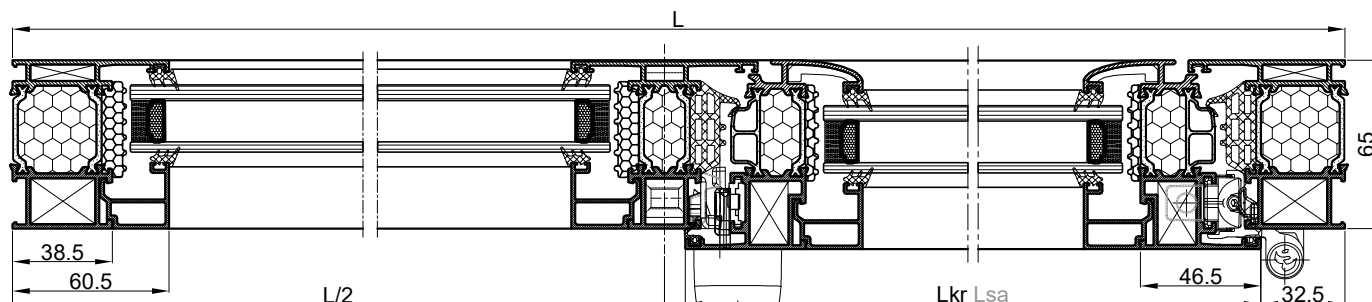
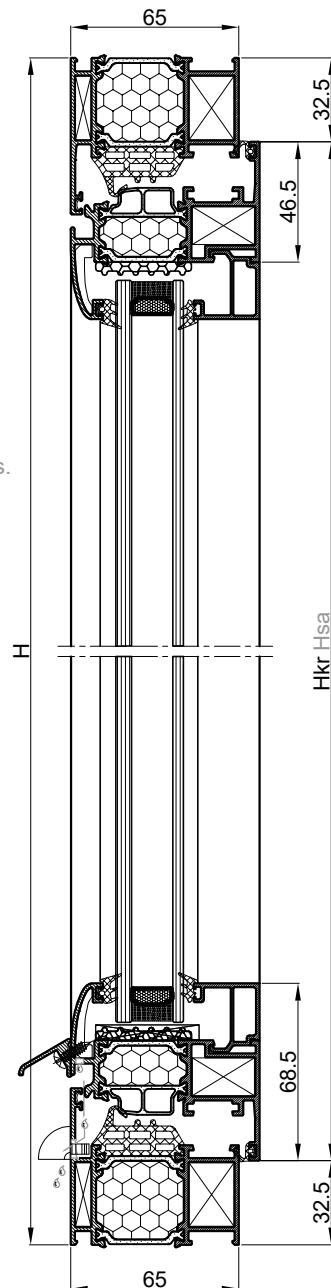
		mjera dimension	kom. pcs.
334.008	srednja brtva (AM 2000)	central gasket (AM 2000)	L+2H
(337.003)	srednja brtva (Semperit)	central gasket (Semperit)	L+2H
321.006	brtva u krilu	sash gasket	L+2H
321.003	brtva prema staklu	gasket to the glass	2L+4H
311.002	brtva prema staklu	gasket to the glass	2L+4H
363.081	kutni umetak brtve	gasket corner	4

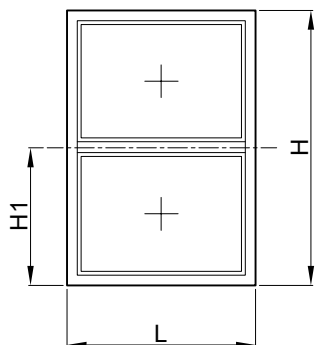
#### ISPUNA PO OPSEGU STAKLA INSULATION AROUND THE GLASS

		mjera dimension	kom. pcs.
340.450	Izolacijski umetak	insulation	2Lkr Lsa + 2Hkr Hsa
340.465	Izolacijski umetak	insulation	L + 2H

#### STAKLO GLASS

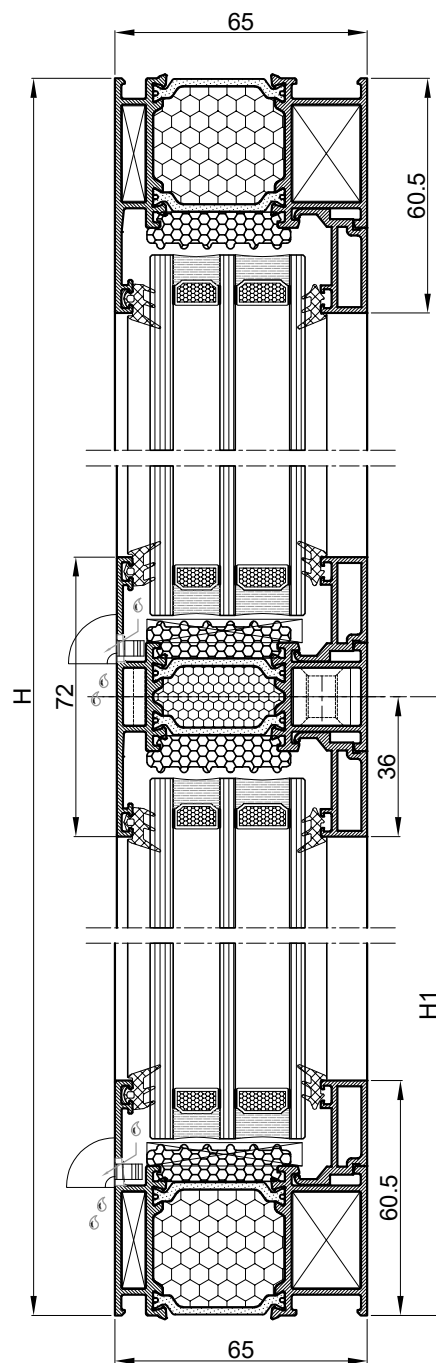
		mjera dimension	kom. pcs.
26mm (6+16+4)		Lkr Lsa -107 x Hkr Hsa - 107	1
26mm (6+16+4)		L/2 - 67 x H - 91	1



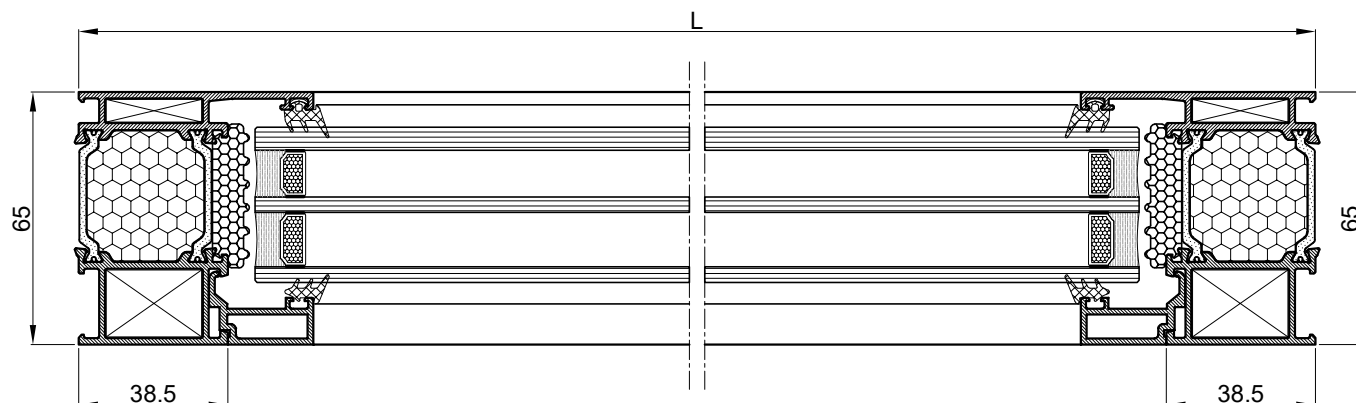


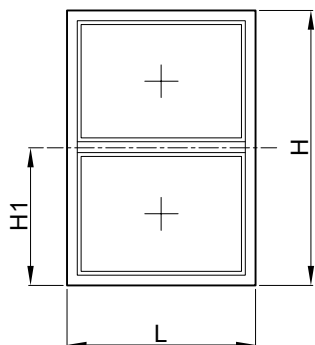
### Rezna lista Cutting list

Ram Frame : FT-1400F  
Prečka Window crossbar: FT-1440F



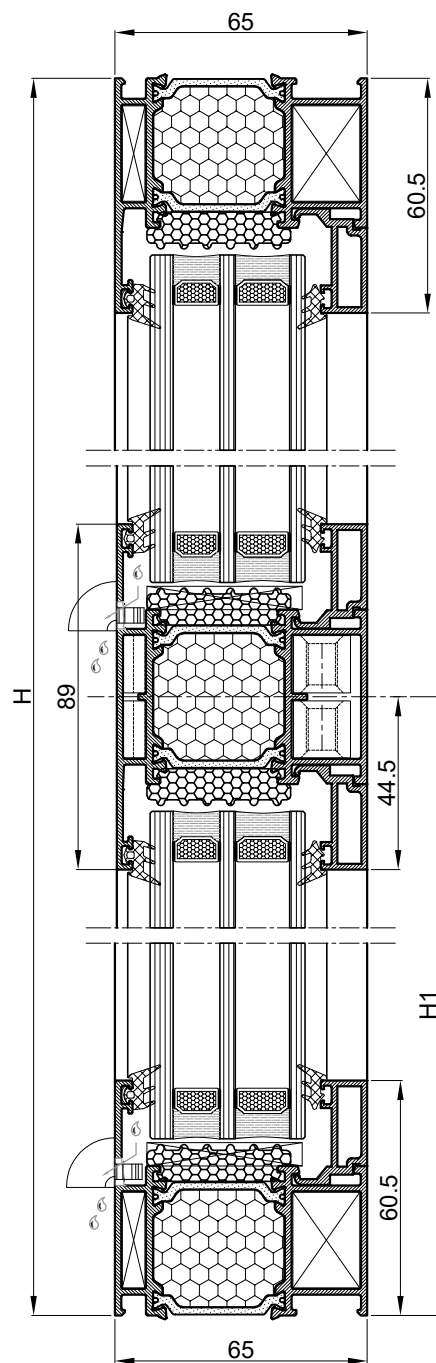
PROFILI PROFILES		kom. pcs.	mjera dimension	kut pilanje sawing angle
FT-1400F	hor.okvira hor.frame	2	L	45-45
FT-1400F	vert.okvira vert.frame	2	H	45-45
FT-1440F	prečka window crossbar	1	L-69	90-90
F-0784	hor.st.lajsna hor.glazing bead	4	L -77	90-90
F-0784	vert.st.lajsna vert.glazing bead	2	H1 -96.5	90-90
F-0784	vert.st.lajsna vert.glazing bead	2	H-H1-96.5	90-90
OKOVI HARDWARE		kom. pcs.		
710.556	kutna spojnica okvira frame corner bracket	4		
710.555	kutna spojnica okvira frame corner bracket	4		
730.001	kutna spojnica okvira frame corner bracket	4		
710.066	veznik connector	2		
710.585	dodatni veznik additional connector	2		
370.070	maska za drenažni otvor drainage slot mask	4		
BRTVE GASKETS		mjera dimension	kom. pcs.	
321.003	brtva prema staklu glazing gasket	4L+2H		
311.002	brtva prema staklu glazing gasket	4L+2H		
ISPUNA PO OPSEGU STAKLA INSULATION AROUND THE GLASS		mjera dimension	kom. pcs.	
340.465	Izolacijski umetak insulation	4L+2H	1	
STAKLO GLASS		mjera dimension	kom. pcs.	
40mm (6+12+4+14+4)		L -91 x H1 -66.5	1	
40mm (6+12+4+14+4)		L -91 x H-H1-66.5	1	



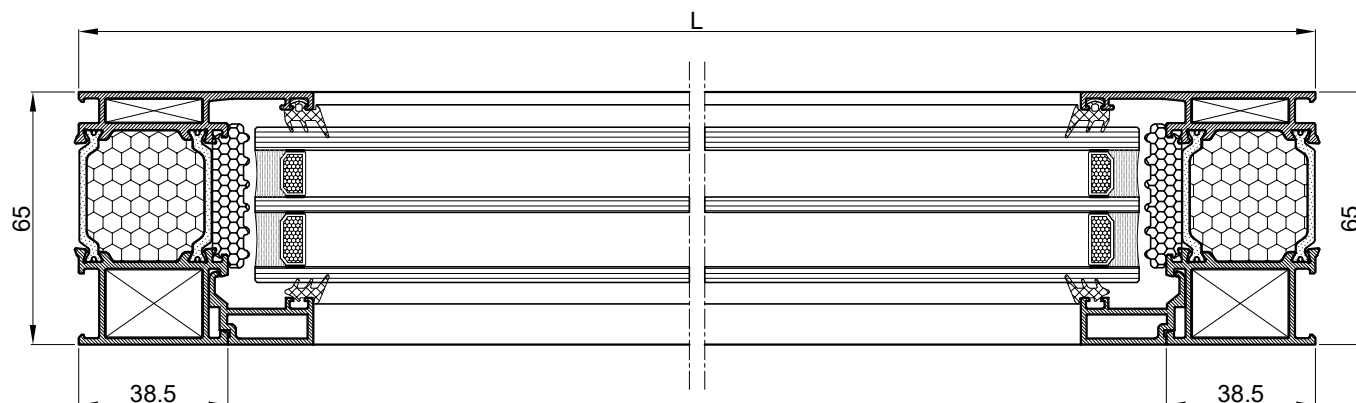


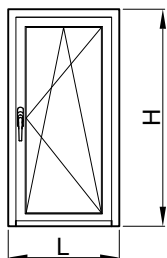
### Rezna lista Cutting list

Ram Frame : FT-1400F  
Prečka Window crossbar: FT-1441F



PROFILI PROFILES			kom. pcs.	mjera dimension	kut pilanje sawing angle
FT-1400F	hor.okvira	hor.frame	2	L	45-45
FT-1400F	vert.okvira	vert.frame	2	H	45-45
FT-1441F	prečka	window crossbar	1	L-69	90-90
F-0784	hor.st.lajsna	hor.glazing bead	4	L -77	90-90
F-0784	vert.st.lajsna	vert.glazing bead	2	H1 -105	90-90
F-0784	vert.st.lajsna	vert.glazing bead	2	H-H1-105	90-90
<b>OKOVI HARDWARE</b>					kom. pcs.
710.556	kutna spojnica okvira	frame corner bracket	4		
710.555	kutna spojnica okvira	frame corner bracket	4		
730.001	kutna spojnica okvira	frame corner bracket	4		
710.066	veznik	connector	4		
710.585	dodatni veznik	additional connector	4		
370.070	maska za drenažni otvor	drainage slot mask	4		
<b>BRTVE GASKETS</b>				mjera dimension	kom. pcs.
321.003	brtva prema staklu	glazing gasket		4L+2H	
311.002	brtva prema staklu	glazing gasket		4L+2H	
<b>ISPUNA PO OPSEGU STAKLA INSULATION AROUND THE GLASS</b>				mjera dimension	kom. pcs.
340.465	Izolacijski umetak	insulation		4L+2H	1
<b>STAKLO GLASS</b>				mjera dimension	kom. pcs.
40mm (6+12+4+14+4)				L -91 x H1 -75	1
40mm (6+12+4+14+4)				L -91 x H-H1-75	1

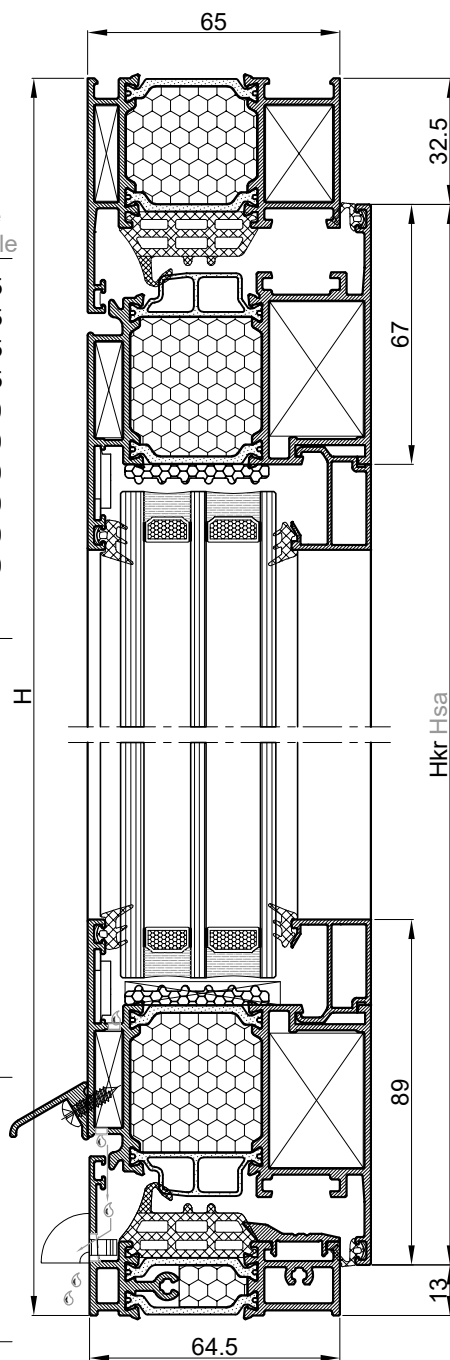




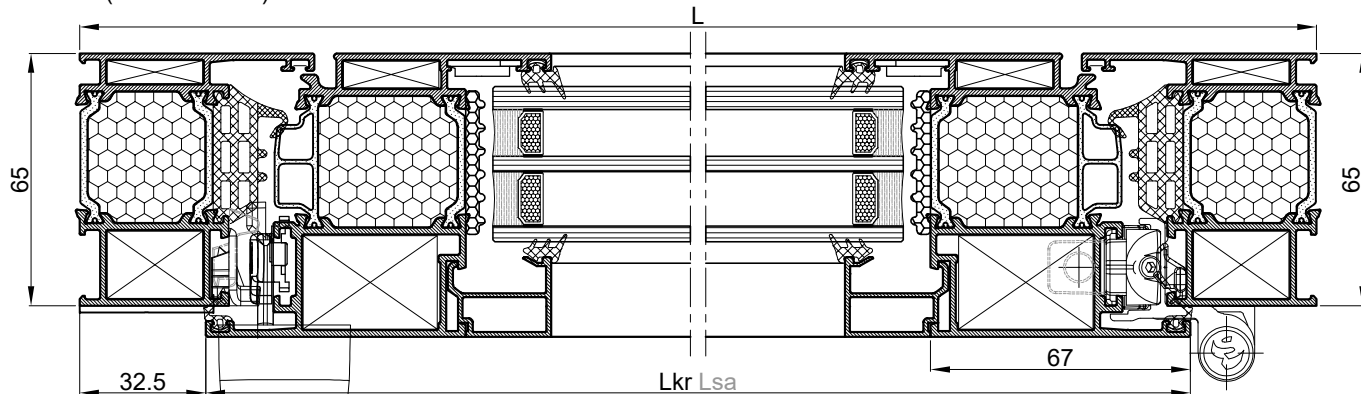
#### Rezna lista Cutting list

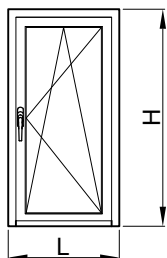
Ram Frame : FT-1400F  
Kriilo Sash: FT-1421F  
Prag Threshold: FT-1460F

(Profil krila sa ravnim vanjskim linijama)  
(Sash profile with straight outside lines)



PROFILI FILES			kom. pcs.	mjera dimension	kut pilanje sawing angle
FT-1400F	hor.okvira	hor.frame	1	L	45-45
FT-1400F	vert.okvira	vert.frame	2	H	45-45
FT-1421F	hor.krila	hor.sash	2	Lkr Lsa=L-65	45-45
FT-1421F	vert.krila	vert.sash	2	Hkr Hsa=H-45.5	45-45
FT-1460F	profil praga	threshold profile	1	L -69	90-90
F-1589	profil maska	mask profile	1	L -69	90-90
Z40-666	hor.st.lajsna	hor.glazing bead	2	Lkr Lsa -134	90-90
Z40-666	vert.st.lajsna	vert.glazing bead	2	Hkr Hsa -178	90-90
Z40-657	okapnica	drip cap	1	Lkr Lsa -70	90-90
NC-1459	profil klizača	slide profile			90-90
<b>OKOVI</b>					kom.
<b>HARDWARE</b>					pcs.
710.556	kutna spojnica okvira	frame corner bracket	4		
710.586	kutna spojnica krila	sash corner bracket	4		
710.555	kutna spojnica okvira	frame corner bracket	4		
710.157	kutna spojnica krila	sash corner bracket	4		
731.010	kutna spojnica krila	sash corner bracket	4		
730.001	kutna spojnica krila	sash corner bracket	8		
730.002	kutna spojnica okvira	frame corner bracket	4		
134.026.xx	DRY KIP meh. -Stublina 4135.00	DRY KIP mec. -Stublina 4135.00	1		
370.070	maska za drenažni otvor	drainage slot mask	2		
373.002	umetak profila okapnice	end insert for drip cap profile	2		
433.020	vijak 3.9x25 (DIN 7981) za FT-1460F	screw 3.9x25 for FT-1460F	4		
433.003	vijak 3.5x13 (DIN 7981) za Z40-657	screw 3.5x13 for Z40-657	~4		
<b>BRTVE</b>					kom.
<b>GASKETS</b>					pcs.
334.008	srednja brtva (AM 2000)	central gasket (AM 2000)		2L+2H	
(337.003)	srednja brtva (Semperit)	central gasket (Semperit)		2L+2H	
321.006	brtva u krilu	sash gasket		2L+2H	
321.003	brtva prema staklu	glazing gasket		2L+2H	
311.002	brtva prema staklu	glazing gasket		2L+2H	
363.081	kutni umetak brtve	gasket corner	4		
<b>ISPUNA PO OPSEGU STAKLA</b>					mjera
<b>INSULATION AROUND THE GLASS</b>					kom.
340.450	Izolacijski umetak	insulation	1	2L+2H	pcs.
<b>STAKLO</b>					mjera
<b>GLASS</b>					kom.
40mm (6+12+4+14+4)					dimension
Lkr Lsa -148 x Hkr Hsa - 148					pcs.

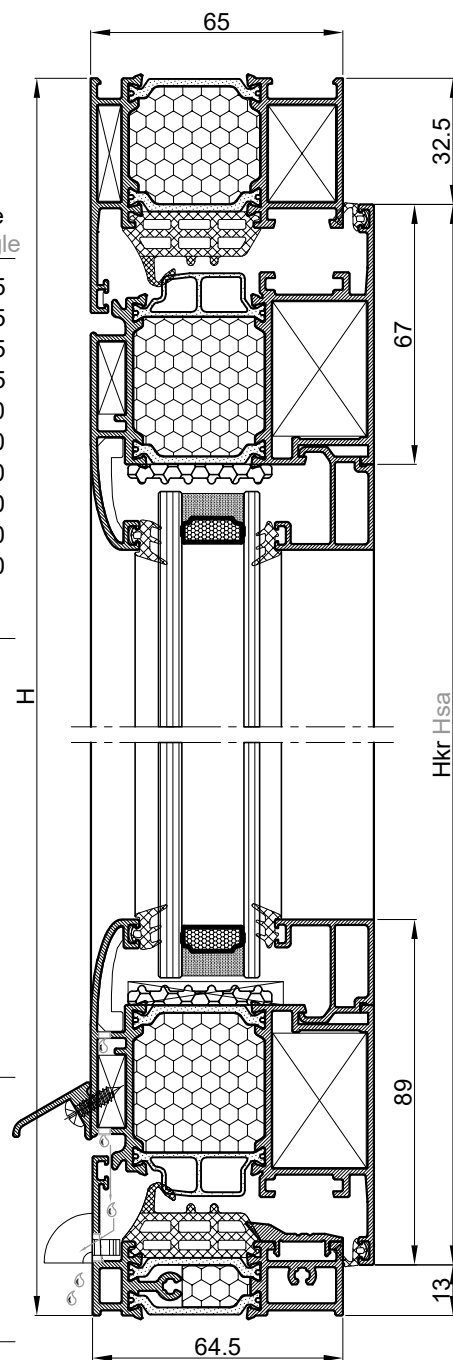




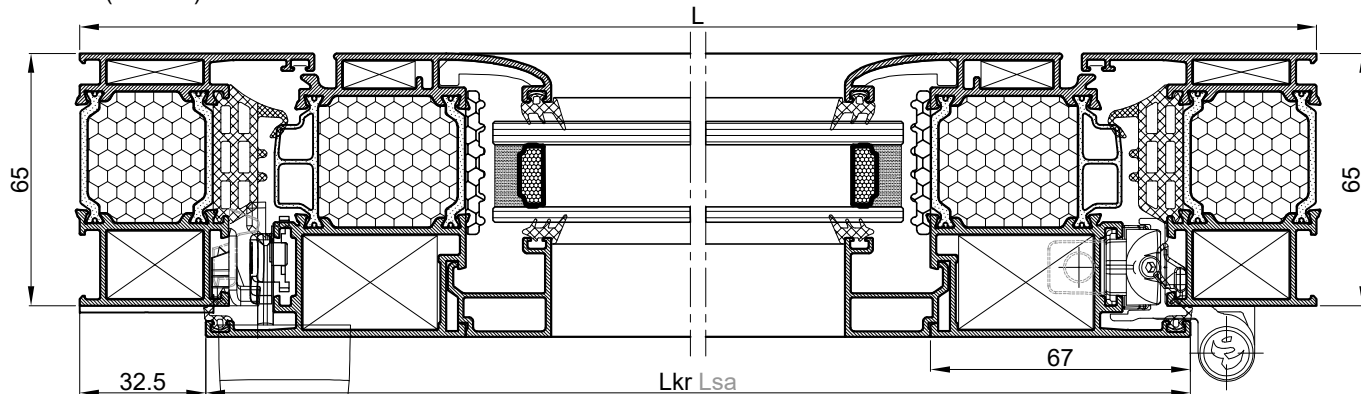
#### Rezna lista Cutting list

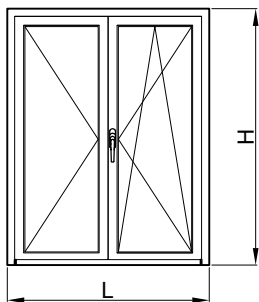
Ram Frame : FT-1400F  
Kriilo Sash: FT-1424F  
Prag Threshold: FT-1460F

(Profil krila sa zaobljenim vanjskim linijama)  
(Sash profile with rounded outside lines)



PROFILI FILES			kom. pcs.	mjera dimension	kut pilanje sawing angle
FT-1400F	hor.okvira	hor.frame	1	L	45-45
FT-1400F	vert.okvira	vert.frame	2	H	45-45
FT-1424F	hor.krila	hor.sash	2	Lkr Lsa=L-65	45-45
FT-1424F	vert.krila	vert.sash	2	Hkr Hsa=H-45.5	45-45
FT-1460F	profil praga	threshold profile	1	L -69	90-90
F-1589	profil maska	mask profile	1	L -69	90-90
Z40-667	hor.st.lajsna	hor.glazing bead	2	Lkr Lsa -134	90-90
Z40-667	vert.st.lajsna	vert.glazing bead	2	Hkr Hsa -178	90-90
Z40-657	okapnica	drip cap	1	Lkr Lsa -70	90-90
NC-1459	profil klizača	slide profile			90-90
<b>OKOVI</b>					kom.
<b>HARDWARE</b>					pcs.
710.556	kutna spojnica okvira	frame corner bracket	4		
710.586	kutna spojnica krila	sash corner bracket	4		
710.555	kutna spojnica okvira	frame corner bracket	4		
710.129	kutna spojnica krila	sash corner bracket	4		
730.004	kutna spojnica krila	sash corner bracket	4		
730.001	kutna spojnica krila	sash corner bracket	8		
730.002	kutna spojnica okvira	frame corner bracket	4		
134.026.xx	DRY KIP meh. -Stublina 4135.00	DRY KIP mec. -Stublina 4135.00	1		
370.070	maska za drenažni otvor	drainage slot mask	2		
373.002	umetak profila okapnice	end insert for drip cap profile	2		
433.020	vijak 3.9x25 (DIN 7981) za FT-1460F	screw 3.9x25 for FT-1460F	4		
433.003	vijak 3.5x13 (DIN 7981) za Z40-657	screw 3.5x13 for Z40-657	~4		
<b>BRTVE</b>					kom.
<b>GASKETS</b>					pcs.
334.008	srednja brtva (AM 2000)	central gasket (AM 2000)		2L+2H	
(337.003)	srednja brtva (Semperit)	central gasket (Semperit)		2L+2H	
321.006	brtva u krilu	sash gasket		2L+2H	
321.003	brtva prema staklu	glazing gasket		2L+2H	
311.002	brtva prema staklu	glazing gasket		2L+2H	
363.081	kutni umetak brtve	gasket corner	4		
<b>ISPUNA PO OPSEGU STAKLA</b>					mjera
<b>INSULATION AROUND THE GLASS</b>					kom.
340.450	Izolacijski umetak insulation		1	2L+2H	pcs.
<b>STAKLO</b>					mjera
<b>GLASS</b>					kom.
26mm (6+16+4)					dimension
Lkr Lsa -148 x Hkr Hsa - 148					pcs.
					1





#### Rezna lista Cutting list

Ram Frame : FT-1400F  
 Krilo Sash: FT-1421F  
 Kombatuta Flying mullion: FT-1450F  
 Prag Threshold : FT-1460F

(Profil krila sa ravnim vanjskim linijama)  
 (Sash profile with straight outside lines)

PROFILI PROFILES			kom. pcs.	mjera dimension	pilanje sawing angle
FT-1400F	hor.okvira	hor.frame	1	L	45-45
FT-1400F	vert.okvira	vert.frame	2	H	45-45
FT-1421F	hor.krila	hor.sash	4	$L_{kr} L_{sa} = (L-70)/2$	45-45
FT-1421F	vert.krila	vert.sash	4	$H_{kr} H_{sa} = H-45.5$	45-45
FT-1450F	profil za okretanje	flying mullion	1	Hkr Hsa -68	90-90
FT-1460F	profil praga	threshold profile	1	L-69	90-90
F-1589	profil maska	mask profile	1	L-69	90-90
Z40-666	hor.staklo lajsna	hor.glazing bead	4	Lkr Lsa -134	90-90
Z40-666	vert.staklo lajsna	vert.glazing bead	4	Hkr Hsa -178	90-90
Z40-657	okapnica (glav.krilo)	drip cap (main sash)	1	Lkr Lsa -70	90-90
Z40-657	okapnica (pom.krilo)	drip cap (aux.sash)	1	$L = L_{kr} L_{sa} - 4$	90-90
NC-1459	profil klizača	slide profile	1		90-90

#### OKOVI HARDWARE

				kom. pcs.
710.556	kutna spojnica okvira	frame corner bracket		4
710.586	kutna spojnica krila	sash corner bracket		8
710.555	kutna spojnica okvira	frame corner bracket		4
710.157	kutna spojnica krila	sash corner bracket		8
731.010	kutna spojnica krila	sash corner bracket		8
730.001	kutna spojnica krila	sash corner bracket		16
730.001	kutna spojnica okvira	frame corner bracket		2
134.026.xx	DRY KIP meh. -Stublina (art. 4135.00)	DRY KIP mec. -Stublina (art.4135.00)		1
134.017	ključanje pom. krila -Stublina (4005.00)	auxiliary sash locking -Stublina (4005.00)		1
111.001.xx	dvodijelna šarka EURO ŽLIJEB	two-part hinge EURO GROOVE		2
134.023	pasivno ključanje -Stublina (art.4045.00)	passive locking -Stublina (art.4045.00)		3
370.070	maska za drenažni otvor	drainage hole mask		4
363.082	umetak profila za okretanje FT-1450F	end insert for flying mullion profile FT-1450F		par/pair
373.002	umetak profila okapnice	end insert for drip cap profile		4
433.020	vijak 3.9x25 (DIN 7981) za FT-1460F	screw 3.9x25 (DIN 7981) for FT-1460F		4

#### BRTVE GASKETS

			mjera dimension	kom. pcs.
334.008	srednja brtva (AM 2000)	central gasket (AM 2000)	2L+3H	
(337.003)	srednja brtva (Semperit)	central gasket (Semperit)	2L+3H	
321.006	brtva u krilu	sash gasket	2L+3H	
327.002	brtva u kombatuti	flying mullion gasket	H	
321.003	brtva prema staklu	gasket to the glass	2L+4H	
311.002	brtva prema staklu	gasket to the glass	2L+4H	
363.081	kutni umetak brtve	gasket corner		4

#### ISPUNA PO OPSEGU STAKLA

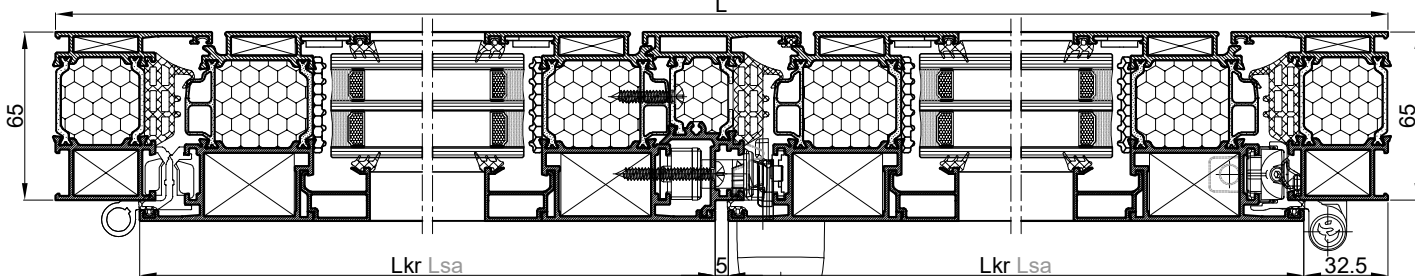
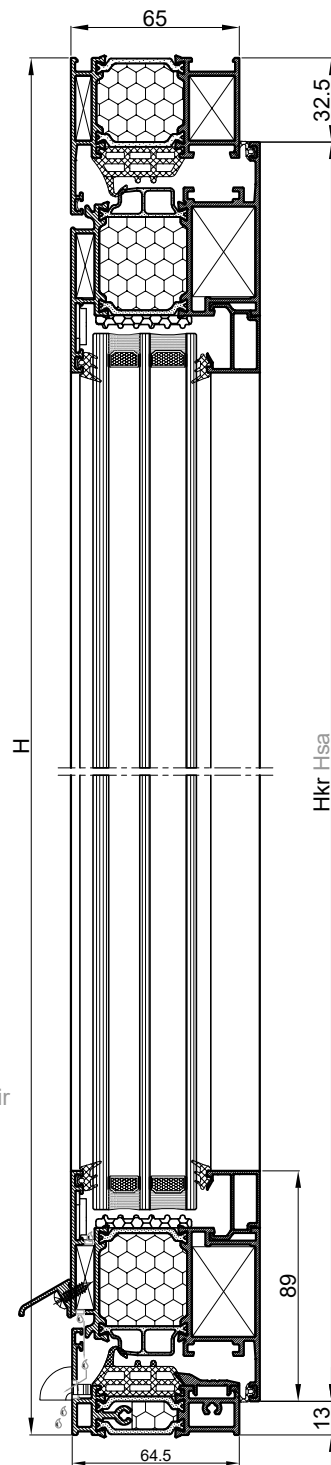
INSULATION AROUND THE GLASS

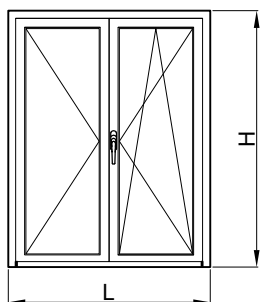
			mjera dimension	kom. pcs.
340.450	Izolacijski umetak	insulation	$4L_{kr} L_{sa} + 4H_{kr} H_{sa}$	1

#### STAKLO

GLASS

			mjera dimension	kom. pcs.
40mm (6+12+4+14+4)			$L_{kr} L_{sa} - 148 \times H_{kr} H_{sa} - 148$	2





#### Rezna lista Cutting list

Ram Frame : FT-1400F  
 Krilo Sash: FT-1424F  
 Kombatuta Flying mullion: FT-1450F  
 Prag Threshold : FT-1460F

(Profil krila sa zaobljenim vanjskim linijama)  
 (Sash profile with rounded outside lines)

PROFILI PROFILES			kom. pcs.	mjera dimension	pilanje sawing angle
FT-1400F	hor.okvira	hor.frame	1	L	45-45
FT-1400F	vert.okvira	vert.frame	2	H	45-45
FT-1424F	hor.krila	hor.sash	4	$L_{kr} = (L-70)/2$	45-45
FT-1424F	vert.krila	vert.sash	4	$H_{kr} = H-45.5$	45-45
FT-1450F	profil za okretanje	flying mullion	1	Hkr Hsa -68	90-90
FT-1460F	profil praga	threshold profile	1	L-69	90-90
F-1589	profil maska	mask profile	1	L-69	90-90
Z40-667	hor.staklo lajsna	hor.glazing bead	4	$L_{kr} = L_{sa} - 134$	90-90
Z40-667	vert.staklo lajsna	vert.glazing bead	4	$H_{kr} = H_{sa} - 178$	90-90
Z40-657	okapnica (glav.krilo)	drip cap (main sash)	1	$L_{kr} = L_{sa} - 70$	90-90
Z40-657	okapnica (pom.krilo)	drip cap (aux.sash)	1	$L = L_{kr} - 4$	90-90
NC-1459	profil klizača	slide profile	1		90-90

#### OKOVI HARDWARE

				kom. pcs.
710.556	kutna spojnica okvira	frame corner bracket		4
710.586	kutna spojnica krila	sash corner bracket		8
710.555	kutna spojnica okvira	frame corner bracket		4
710.129	kutna spojnica krila	sash corner bracket		8
730.004	kutna spojnica krila	sash corner bracket		8
730.001	kutna spojnica krila	sash corner bracket		16
730.001	kutna spojnica okvira	frame corner bracket		2
134.026.xx	DRY KIP meh. -Stublina (art. 4135.00)	DRY KIP mec. -Stublina (art.4135.00)		1
134.017	ključanje pom. krila -Stublina (4005.00)	auxiliary sash locking -Stublina (4005.00)		1
111.001.xx	dvodijelna šarka EURO ŽLIJEB	two-part hinge EURO GROOVE		2
134.023	pasivno ključanje -Stublina (art.4045.00)	passive locking -Stublina (art.4045.00)		3
370.070	maska za drenažni otvor	drainage hole mask		4
363.082	umetak profila za okretanje FT-1450F	end insert for flying mullion profile FT-1450F		par/pair
373.002	umetak profila okapnice	end insert for drip cap profile		4
433.020	vijak 3.9x25 (DIN 7981) za FT-1460F	screw 3.9x25 (DIN 7981) for FT-1460F		4

#### BRTVE GASKETS

			mjera dimension	kom. pcs.
334.008	srednja brtva (AM 2000)	central gasket (AM 2000)	2L+3H	
(337.003)	srednja brtva (Semperit)	central gasket (Semperit)	2L+3H	
321.006	brtva u krilu	sash gasket	2L+3H	
327.002	brtva u kombatuti	flying mullion gasket	H	
321.003	brtva prema staklu	gasket to the glass	2L+4H	
311.002	brtva prema staklu	gasket to the glass	2L+4H	
363.081	kutni umetak brtve	gasket corner		4

#### ISPUNA PO OPSEGU STAKLA

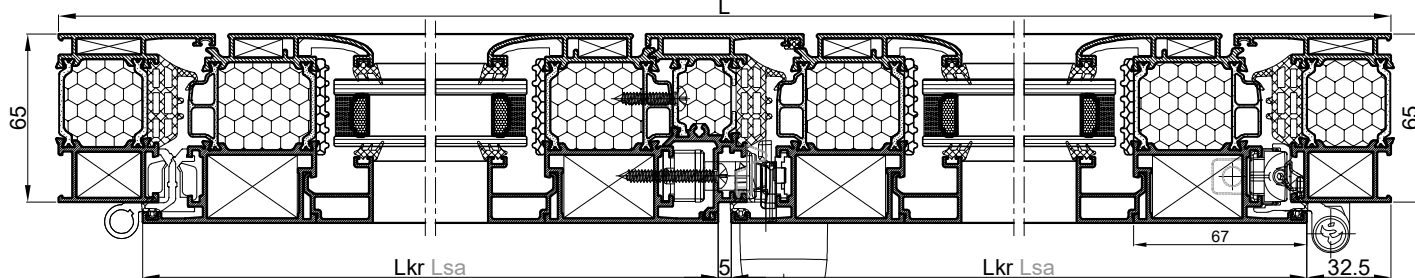
INSULATION AROUND THE GLASS

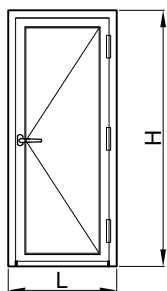
			mjera dimension	kom. pcs.
340.450	Izolacijski umetak	insulation	$4L_{kr} + 4H_{kr}$	1

#### STAKLO

GLASS

			mjera dimension	kom. pcs.
26mm (6+16+4)			$L_{kr} = L_{sa} - 148$ x $H_{kr} = H_{sa} - 148$	2





#### Rezna lista Cutting list

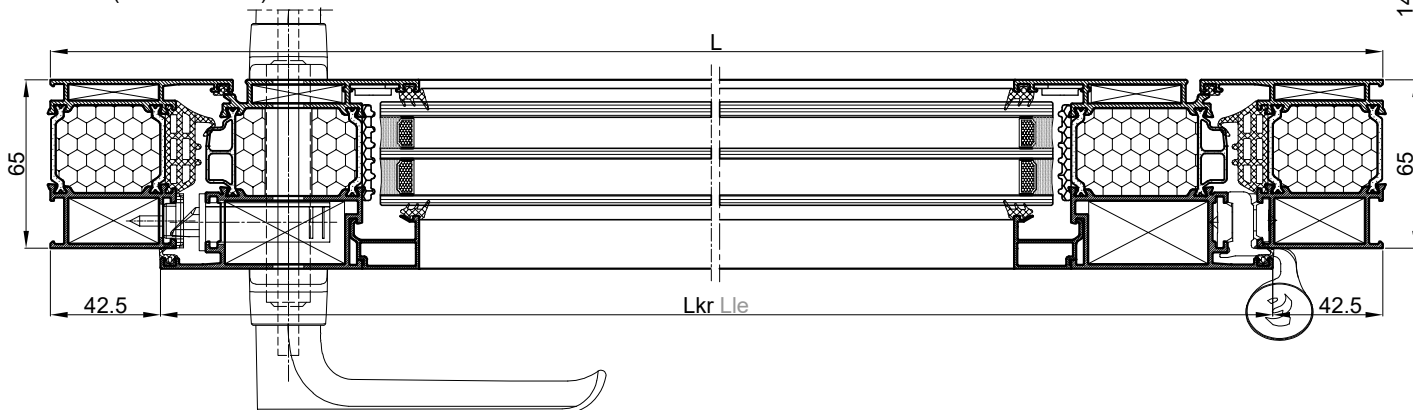
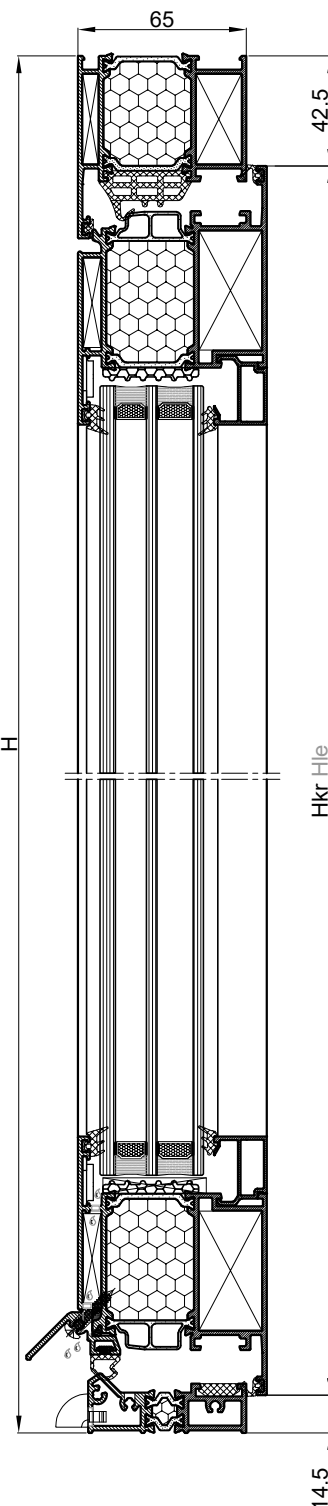
Ram Frame : FT-1402F

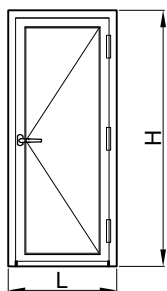
Krilo Sash: FT-1422F

Prag Threshold : FT-0294F

(Profil krila sa ravnim vanjskim linijama)  
(Sash profile with straight outside lines)

PROFILI PROFILES			kom. pcs.	mjera dimension	kut pilanje sawing angle
FT-1402F	hor.okvira	hor.frame	1	L	45-45
FT-1402F	vert.okvira	vert.frame	2	H	45-90
FT-1422F	hor.krila	hor.leaf	2	Lkr Lle=L-85	45-45
FT-1422F	vert.krila	vert.leaf	2	Hkr Hle=H-57	45-45
FT-0294F	profil praga	threshold profile	1	L -89	90-90
Z40-666	hor.staklo lajsna	hor.glazing bead	2	Lkr Lle -156	90-90
Z40-666	vert.staklo lajsna	vert.glazing bead	2	Hkr Hle -200	90-90
F-1567	okapnica	drip cap	1	Lkr Lle -76	90-90
OKOVI HARDWARE			kom. pcs.		
710.580	kutna spojnica okvira	frame corner bracket	2		
710.579	kutna spojnica okvira	frame corner bracket	2		
710.582	kutna spojnica krila	leaf corner bracket	4		
710.401	kutna spojnica krila	leaf corner bracket	4		
731.010	kutna spojnica krila	leaf corner bracket	4		
730.001	kutna spojnica krila i okvira	leaf and frame corner bracket	10		
124.001	brava 35 mm sa jezičkom (Stublina)	lock 35mm with latchbolt (Stublina)	1		
124.002	uložak (cilindar 31/61) za bravu 35mm	lock insert (cylinder 31/61) 35mm	1		
124.035	štitnik cilindra za bravu	lock cylinder protector	par pair		
124.003	prihvatnik jezička brave (šild)	lock latchbolt acceptor (safety panel)	1		
104.015	ručka za vrata (Stublina)	door handle (Stublina)	1		
114.001	dvodijelna šarka - euro žlijeb	two-part hinge - euro groove	3		
373.055	umetak (čep) za profil okapnice	end insert drip cap profile	par pair		
370.070	maska za drenažni otvor	drainage slot mask	3		
BRTVE GASKETS			kom. pcs.		
334.008	srednja brtva (AM 2000)	central gasket (AM 2000)		L+2H	
(337.003)	srednja brtva (Semperit)	central gasket (Semperit)		L+2H	
321.006	brtva u krilu	leaf gasket		2L+2H	
321.003	brtva prema staklu	glazing gasket		2L+2H	
311.002	brtva prema staklu	glazing gasket		2L+2H	
363.081	kutni umetak brtve	gasket corner	2		
344.088	brtva prema pragu	gasket acc.to threshold		L	
344.058	brtva u pragu	threshold gasket		L	
327.002	brtva u okviru	frame gasket		L+2H	
ISPUNA PO OPSEGU STAKLA			kom. pcs.		
INSULATION AROUND THE GLASS			mjera dimension		
340.450	Izolacijski umetak insulation		1	2L + 2H	
STAKLO GLASS			kom. pcs.		
40mm (6+12+4+14+4)			1	Lkr Lle -170 x Hkr Hle - 170	





### Rezna lista Cutting list

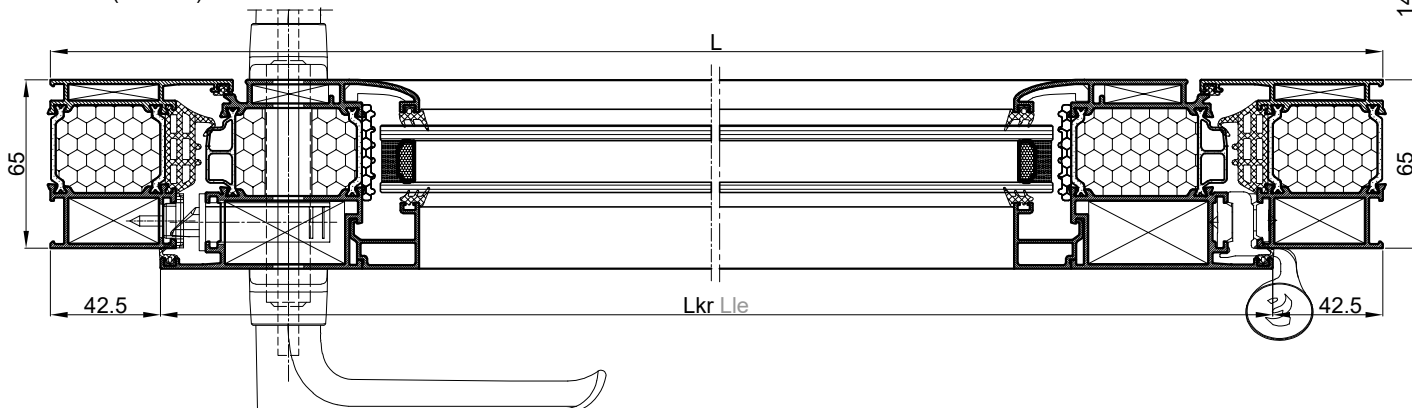
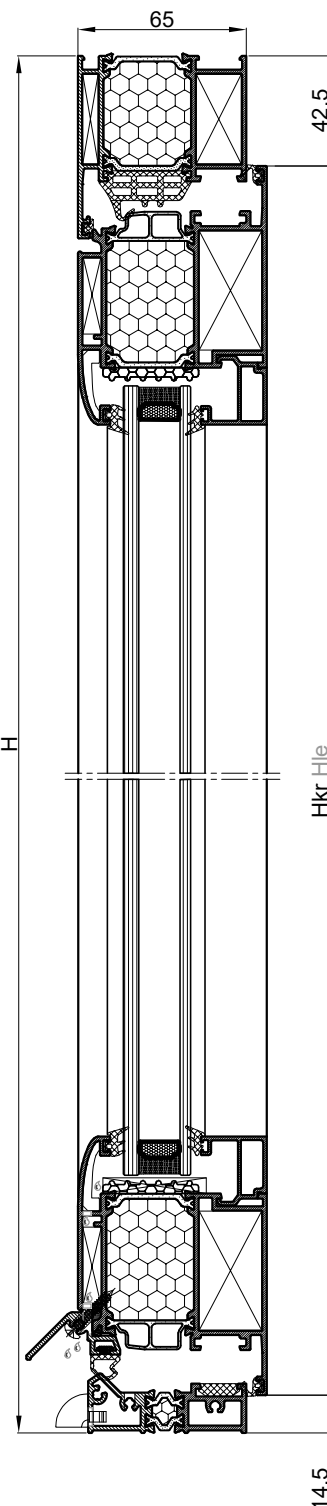
Ram Frame : FT-1402F

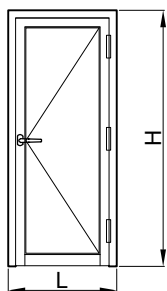
Krilo Sash: FT-1425F

Prag Threshold : FT-0294F

(Profil krila sa zaobljenim vanjskim linijama)  
(Sash profile with rounded outside lines)

PROFILI PROFILES			kom. pcs.	mjera dimension	kut pilanje sawing angle
FT-1402F	hor.okvira	hor.frame	1	L	45-45
FT-1402F	vert.okvira	vert.frame	2	H	45-90
FT-1425F	hor.krila	hor.leaf	2	Lkr Lle=L-85	45-45
FT-1425F	vert.krila	vert.leaf	2	Hkr Hle=H-57	45-45
FT-0294F	profil praga	threshold profile	1	L -89	90-90
Z40-667	hor.staklo lajsna	hor.glazing bead	2	Lkr Lle -156	90-90
Z40-667	vert.staklo lajsna	vert.glazing bead	2	Hkr Hle -200	90-90
F-1567	okapnica	drip cap	1	Lkr Lle -76	90-90
OKOVI HARDWARE			kom. pcs.		
710.580	kutna spojnica okvira	frame corner bracket	2		
710.579	kutna spojnica okvira	frame corner bracket	2		
710.581	kutna spojnica krila	leaf corner bracket	4		
710.216	kutna spojnica krila	leaf corner bracket	4		
730.004	kutna spojnica krila	leaf corner bracket	4		
730.001	kutna spojnica krila i okvira	leaf and frame corner bracket	10		
124.001	brava 35 mm sa jezičkom (Stublina)	lock 35mm with latchbolt (Stublina)	1		
124.002	uložak (cilindar 31/61) za bravu 35mm	lock insert (cylinder 31/61) 35mm	1		
124.035	štitnik cilindra za bravu	lock cylinder protector	par pair		
124.003	prihvatnik jezička brave (šild)	lock latchbolt acceptor (safety panel)	1		
104.015	ručka za vrata (Stublina)	door handle (Stublina)	1		
114.001	dvodijelna šarka - euro žlijeb	two-part hinge - euro groove	3		
373.055	umetak (čep) za profil okapnice	end insert drip cap profile	par pair		
370.070	maska za drenažni otvor	drainage slot mask	3		
BRTVE GASKETS			kom. pcs.		
334.008	srednja brtva (AM 2000)	central gasket (AM 2000)		L+2H	
(337.003)	srednja brtva (Semperit)	central gasket (Semperit)		L+2H	
321.006	brtva u krilu	leaf gasket		2L+2H	
321.003	brtva prema staklu	glazing gasket		2L+2H	
311.002	brtva prema staklu	glazing gasket		2L+2H	
363.081	kutni umetak brtve	gasket corner	2		
344.088	brtva prema pragu	gasket acc.to threshold		L	
344.058	brtva u pragu	threshold gasket		L	
327.002	brtva u okviru	frame gasket		L+2H	
ISPUNA PO OPSEGU STAKLA			kom. pcs.		
INSULATION AROUND THE GLASS			mjera dimension		
340.450	Izolacijski umetak insulation		1	2L + 2H	
STAKLO GLASS			kom. pcs.		
26mm (6+16+4)			1	Lkr Lle -170 x Hkr Hle - 170	





#### Rezna lista Cutting list

Ram Frame : FT-1402F  
 Krilo Sash: FT-1422F  
 Parapetna prečka Bottom crossbar: FT-1447F

(Profil krila sa ravnim vanjskim linijama)  
 (Sash profile with straight outside lines)

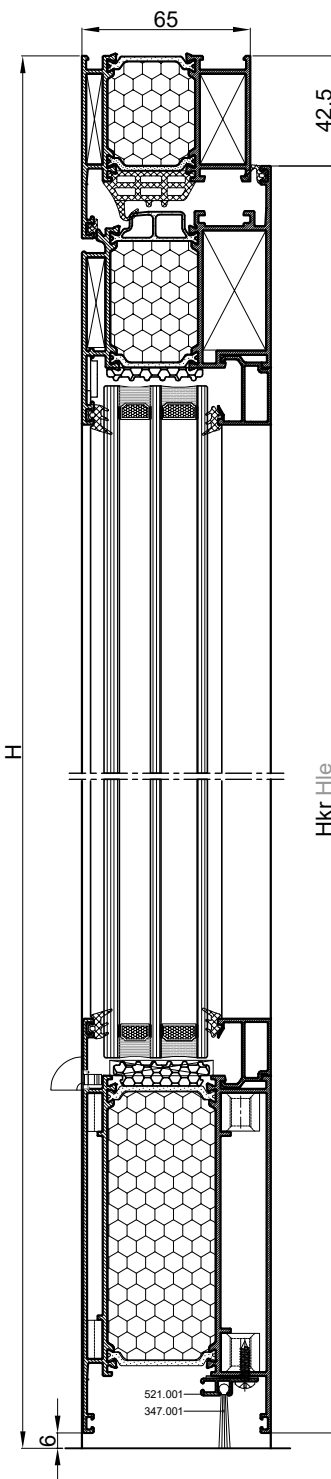

PROFILI PROFILES			kom. pcs.	mjera dimension	kut pilanje sawing angle
FT-1402F	hor.okvira	hor.frame	1	L	45-45
FT-1402F	vert.okvira	vert.frame	2	H	45-90
FT-1422F	hor.krila	hor.leaf	1	Lkr Lle=L-85	45-45
FT-1422F	vert.krila	vert.leaf	2	Hkr Hle=H-48.5	45-90
FT-1447F	par. prečka	bottom crossbar	1	Lkr Lle -147	90-90
Z40-666	hor.staklo lajsna	hor.glazing bead	2	Lkr Lle -156	90-90
Z40-666	vert.staklo lajsna	vert.glazing bead	2	Hkr Hle -260	90-90

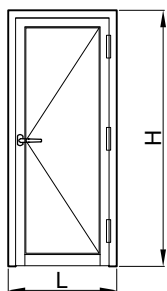
OKOVI HARDWARE			kom. pcs.
710.580	kutna spojnica okvira	frame corner bracket	2
710.579	kutna spojnica okvira	frame corner bracket	2
710.582	kutna spojnica krila	leaf corner bracket	2
710.401	kutna spojnica krila	leaf corner bracket	2
731.010	kutna spojnica krila	leaf corner bracket	2
730.001	kutna spojnica krila i okvira	leaf and frame corner bracket	6
710.066	veznik	connector	4
710.585	dodatni veznik	additional connector	4
124.001	brava 35 mm sa jezičkom (Stublina)	lock 35mm with latchbolt (Stublina)	1
124.002	uložak (cilindar 31/61) za bravu 35mm	lock insert (cylinder 31/61) 35mm	1
124.035	štitnik cilindra za bravu	lock cylinder protector	par pair
124.003	prihvatnik jezička brave (šild)	lock latchbolt acceptor (safety panel)	1
104.015	ručka za vrata (Stublina)	door handle (Stublina)	1
114.001	dvodijelna šarka - euro žlijeb	two-part hinge - euro groove	3
370.070	maska za drenažni otvor	drainage slot mask	3

BRTVE GASKETS			mjera dimension	kom. pcs.
334.008	srednja brtva (AM 2000)	central gasket (AM 2000)	L+2H	1
(337.003)	srednja brtva (Semperit)	central gasket (Semperit)	L+2H	
321.006	brtva u krilu	leaf gasket	L+2H	2
321.003	brtva prema staklu	glazing gasket	2L+2H	
311.002	brtva prema staklu	glazing gasket	2L+2H	2
363.081	kutni umetak brtve	gasket corner		
327.002	brtva u okviru	frame gasket	L+2H	1
521.001	držač četkaste brtve	brush gasket holder	L	
347.001	četkasta brtva	brush gasket	L	

ISPUNA PO OPSEGU STAKLA			mjera dimension	kom. pcs.
340.450	Izolacijski umetak insulation		L + 2H	1
340.465	Izolacijski umetak insulation		L	1

STAKLO GLASS			mjera dimension	kom. pcs.
40mm (6+12+4+14+4)			Lkr Lle -170 x Hkr Hle - 230	1



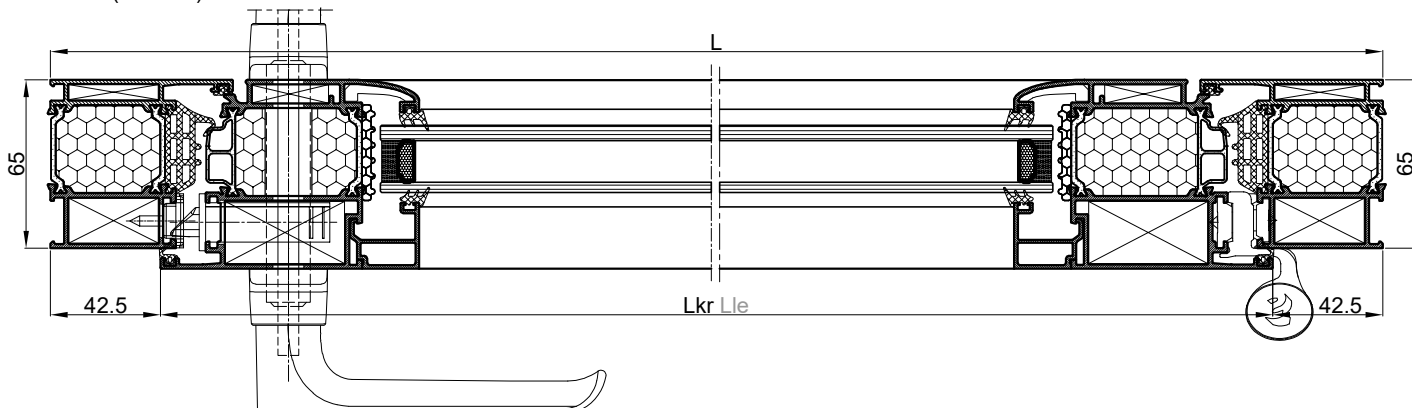
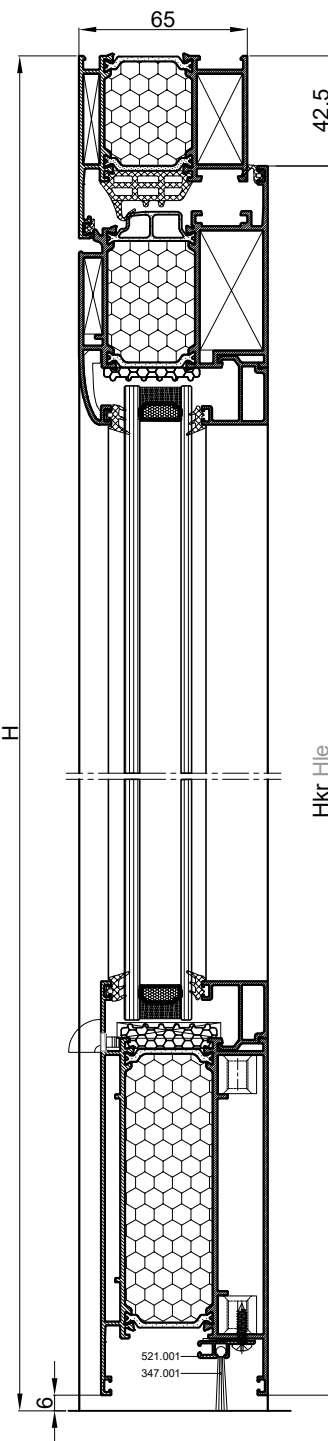


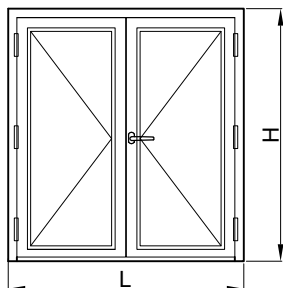
#### Rezna lista Cutting list

Ram Frame : FT-1402F  
 Krilo Sash: FT-1425F  
 Parapetna prečka Bottom crossbar: FT-1443F

(Profil krila sa zaobljenim vanjskim linijama)  
 (Sash profile with rounded outside lines)

PROFILI PROFILES			kom. pcs.	mjera dimension	kut pilanje sawing angle
FT-1402F	hor.okvira	hor.frame	1	L	45-45
FT-1402F	vert.okvira	vert.frame	2	H	45-90
FT-1425F	hor.krila	hor.leaf	1	Lkr Lle=L-85	45-45
FT-1425F	vert.krila	vert.leaf	2	Hkr Hle=H-48.5	45-90
FT-1443F	par. prečka	bottom crossbar	1	Lkr Lle -147	90-90
Z40-667	hor.staklo lajsna	hor.glazing bead	2	Lkr Lle -156	90-90
Z40-667	vert.staklo lajsna	vert.glazing bead	2	Hkr Hle -260	90-90
OKOVI HARDWARE			kom. pcs.		
710.580	kutna spojnica okvira	frame corner bracket	2		
710.579	kutna spojnica okvira	frame corner bracket	2		
710.581	kutna spojnica krila	leaf corner bracket	2		
710.216	kutna spojnica krila	leaf corner bracket	2		
730.004	kutna spojnica krila	leaf corner bracket	2		
730.001	kutna spojnica krila i okvira	leaf and frame corner bracket	6		
710.066	veznik	connector	4		
124.001	brava 35 mm sa jezičkom (Stublina)	lock 35mm with latchbolt (Stublina)	1		
124.002	uložak (cilindar 31/61) za bravu 35mm	lock insert (cylinder 31/61) 35mm	1		
124.035	štitnik cilindra za bravu	lock cylinder protector	par pair		
124.003	prihvatnik jezička brave (šild)	lock latchbolt acceptor (safety panel)	1		
104.015	ručka za vrata (Stublina)	door handle (Stublina)	1		
114.001	dvodijelna šarka - euro žlijeb	two-part hinge - euro groove	3		
370.070	maska za drenažni otvor	drainage slot mask	3		
BRTVE GASKETS			kom. pcs.		
334.008	srednja brtva (AM 2000)	central gasket (AM 2000)		L+2H	
(337.003)	srednja brtva (Semperit)	central gasket (Semperit)		L+2H	
321.006	brtva u krilu	leaf gasket		L+2H	
321.003	brtva prema staklu	glazing gasket		2L+2H	
311.002	brtva prema staklu	glazing gasket		2L+2H	
363.081	kutni umetak brtve	gasket corner	2		
327.002	brtva u okviru	frame gasket		L+2H	
521.001	držač četkaste brtve	brush gasket holder		L	
347.001	četkasta brtva	brush gasket		L	
ISPUNA PO OPSEGU STAKLA			kom. pcs.		
INSULATION AROUND THE GLASS			kom. pcs.		
340.450	Izolacijski umetak	insulation		L + 2H	1
340.465	Izolacijski umetak	insulation		L	1
STAKLO GLASS			kom. pcs.		
26mm (6+16+4)				Lkr Lle -170 x Hkr Hle - 230	1





#### Rezna lista Cutting list

Ram Frame : FT-1402F  
 Krilo Sash: FT-1422F  
 Kombatuta Flying mullion: FT-1450F  
 Prag Threshold : FT-0294F

(Profil krila sa ravnim vanjskim linijama)  
 (Sash profile with straight outside lines)

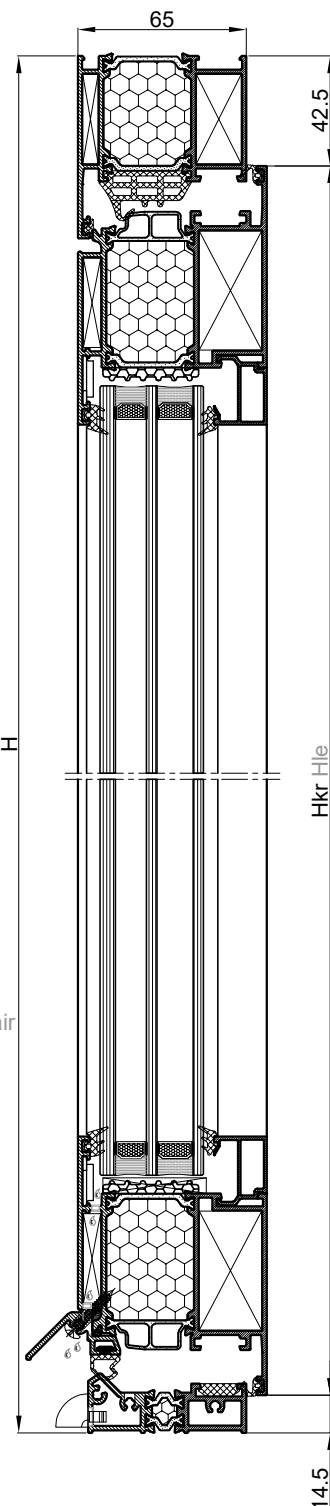
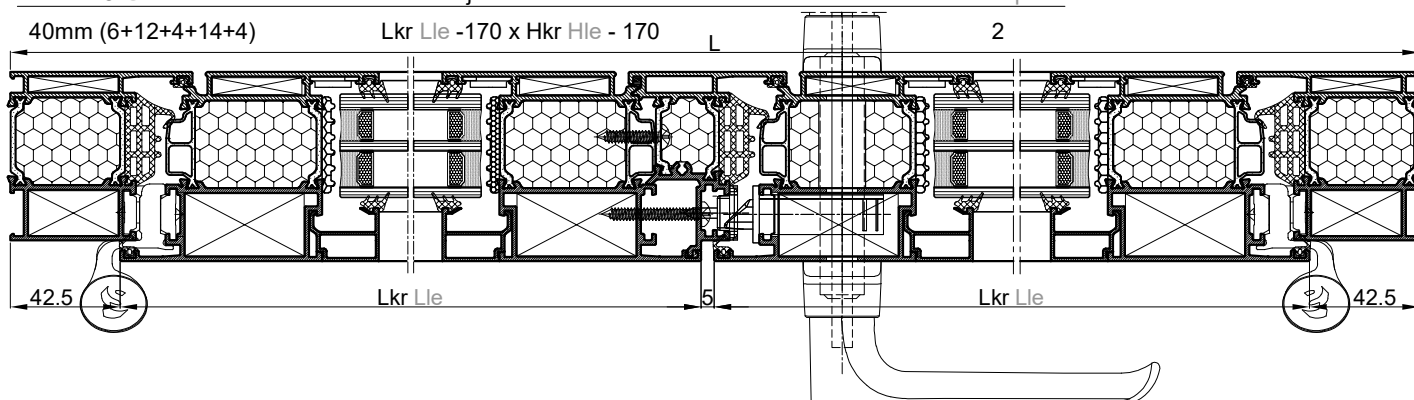
PROFILI PROFILES			kom. pcs.	mjera dimension	kut pilanje sawing angle
FT-1402F	hor.okvira	hor.frame	1	L	45-45
FT-1402F	vert.okvira	vert.frame	2	H	45-90
FT-1422F	hor.krila	hor.leaf	4	Lkr Lle=(L-90)/2	45-45
FT-1422F	vert.krila	vert.leaf	4	Hkr Hle=H-57	45-45
FT-0294F	profil praga	threshold profile	1	L -89	90-90
FT-1450F	profil za okretanje	flying mullion	1	Hkr Hle -68	90-90
Z40-666	hor.staklo lajsna	hor.glazing bead	4	Lkr Lle -156	90-90
Z40-666	vert.staklo lajsna	vert.glazing bead	4	Hkr Hle -200	90-90
F-1567	okapnica (glav.krilo)	drip cap (main sash)	1	Lkr Lle -76	90-90
F-1567	okapnica (pom. krilo)	drip cap (aux.sash)	1	Lkr Lle-10	90-90

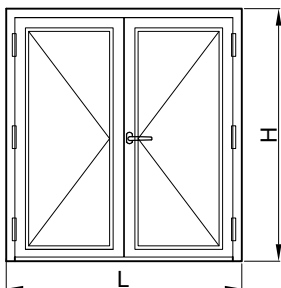
OKOVI HARDWARE			kom. pcs.
710.580	kutna spojnica okvira	frame corner bracket	2
710.579	kutna spojnica okvira	frame corner bracket	2
710.582	kutna spojnica krila	leaf corner bracket	8
710.401	kutna spojnica krila	leaf corner bracket	8
731.010	kutna spojnica krila	leaf corner bracket	8
730.001	kutna spojnica krila i okvira	leaf and frame corner bracket	18
124.001	brava 35 mm sa jezičkom (Stublina)	lock 35mm with latchbolt (Stublina)	1
124.002	uložak (cilindar 31/61) za bravu 35mm	lock insert (cylinder 31/61) 35mm	1
124.035	štitnik cilindra za bravu	lock cylinder protector	par pair
124.003	prihvatnik jezička brave (šild)	lock latchbolt acceptor (safety panel)	1
104.015.xx	ručka za vrata (Stublina)	door handle (Stublina)	1
114.001.xx	dvodijelna šarka - euro žlijeb	two-part hinge - euro groove	6
144.003	zapinjač - krakun (Stublina)	door latch (Stublina)	2
373.055	umetak (čep) za profil okapnice	end insert drip cap profile	2 par pair
363.082	umetak (čep) profila za okretanje	end insert for flying mullion profile	par pair
370.070	maska za drenažni otvor	drainage hole mask	4

BRTVE GASKETS			mjera dimension	kom. pcs.
334.008	srednja brtva (AM 2000)	central gasket (AM 2000)	L+3H	2
(373.003)	srednja brtva (Semperit)	central gasket (Semperit)	L+3H	
321.006	brtva u krilu	leaf gasket	2L+3H	2
321.003	brtva prema staklu	glazing gasket	2L+4H	
311.002	brtva prema staklu	glazing gasket	2L+4H	
363.081	kutni umetak brtve	gasket corner		
344.088	brtva prema pragu	gasket acc.to threshold	L	2
344.058	brtva u pragu	threshold gasket	L	
327.002	brtva u ramu i kombatuti	frame and flying mullion gasket	L+3H	

ISPUNA PO OPSEGU STAKLA			mjera dimension	kom. pcs.
340.450	Izolacijski umetak insulation	insulation	4Lkr Lle + 4Hkr Hle	1

STAKLO GLASS			mjera dimension	kom. pcs.
40mm (6+12+4+14+4)		Lkr Lle -170 x Hkr Hle - 170		2





#### Rezna lista Cutting list

Ram Frame : FT-1402F  
 Krilo Sash: FT-1425F  
 Kombatuta Flying mullion: FT-1450F  
 Prag Threshold : FT-0294F

(Profil krila sa zaobljenim vanjskim linijama)  
 (Sash profile with rounded outside lines)

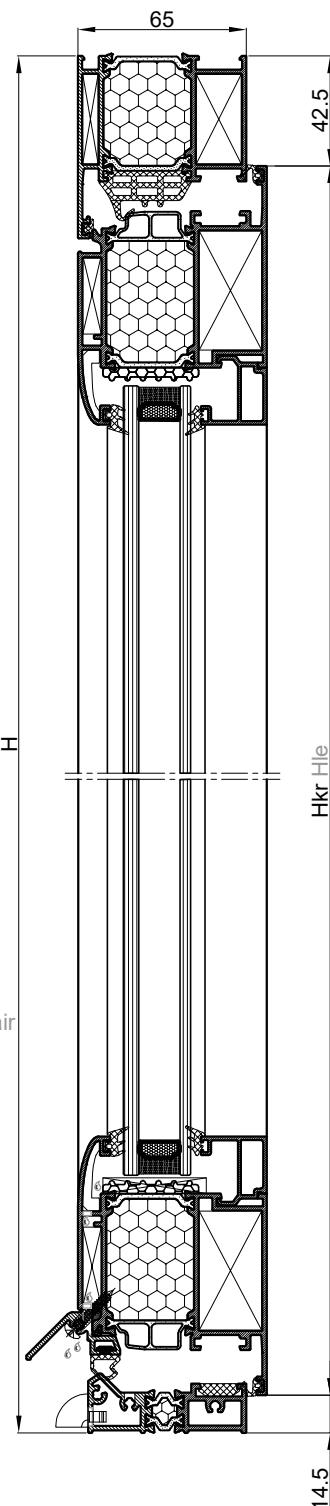
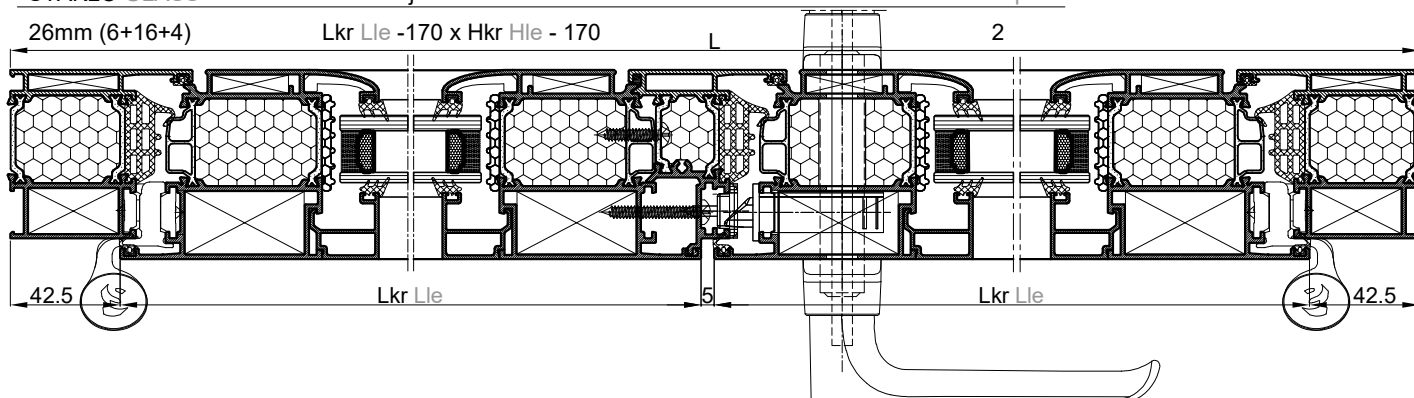
PROFILI PROFILES			kom. pcs.	mjera dimension	kut pilanje sawing angle
FT-1402F	hor.okvira	hor.frame	1	L	45-45
FT-1402F	vert.okvira	vert.frame	2	H	45-90
FT-1425F	hor.krila	hor.leaf	4	Lkr Lle=(L-90)/2	45-45
FT-1425F	vert.krila	vert.leaf	4	Hkr Hle=H-57	45-45
FT-0294F	profil praga	threshold profile	1	L -89	90-90
FT-1450F	profil za okretanje	flying mullion	1	Hkr Hle -68	90-90
Z40-667	hor.staklo lajsna	hor.glazing bead	4	Lkr Lle -156	90-90
Z40-667	vert.staklo lajsna	vert.glazing bead	4	Hkr Hle -200	90-90
F-1567	okapnica (glav.krilo)	drip cap (main sash)	1	Lkr Lle -76	90-90
F-1567	okapnica (pom. krilo)	drip cap (aux.sash)	1	Lkr Lle-10	90-90

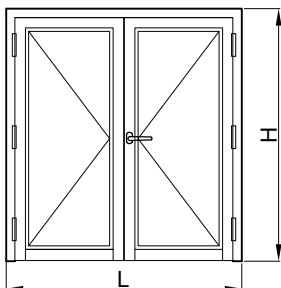
OKOVI HARDWARE			kom. pcs.
710.580	kutna spojnica okvira	frame corner bracket	2
710.579	kutna spojnica okvira	frame corner bracket	2
710.581	kutna spojnica krila	leaf corner bracket	8
710.216	kutna spojnica krila	leaf corner bracket	8
730.004	kutna spojnica krila	leaf corner bracket	8
730.001	kutna spojnica krila i okvira	leaf and frame corner bracket	18
124.001	brava 35 mm sa jezičkom (Stublina)	lock 35mm with latchbolt (Stublina)	1
124.002	uložak (cilindar 31/61) za bravu 35mm	lock insert (cylinder 31/61) 35mm	1
124.035	štitnik cilindra za bravu	lock cylinder protector	par pair
124.003	prihvatnik jezička brave (šild)	lock latchbolt acceptor (safety panel)	1
104.015.xx	ručka za vrata (Stublina)	door handle (Stublina)	1
114.001.xx	dvodijelna šarka - euro žlijeb	two-part hinge - euro groove	6
144.003	zapinjač - krakun (Stublina)	door latch (Stublina)	2
373.055	umetak (čep) za profil okapnice	end insert drip cap profile	2 par pair
363.082	umetak (čep) profila za okretanje	end insert for flying mullion profile	par pair
370.070	maska za drenažni otvor	drainage hole mask	4

BRTVE GASKETS			mjera dimension	kom. pcs.
334.008	srednja brtva (AM 2000)	central gasket (AM 2000)	L+3H	
(373.003)	srednja brtva (Semperit)	central gasket (Semperit)	L+3H	
321.006	brtva u krilu	leaf gasket	2L+3H	
321.003	brtva prema staklu	glazing gasket	2L+4H	
311.002	brtva prema staklu	glazing gasket	2L+4H	
363.081	kutni umetak brtve	gasket corner		2
344.088	brtva prema pragu	gasket acc.to threshold	L	
344.058	brtva u pragu	threshold gasket	L	
327.002	brtva u ramu i kombatuti	frame and flying mullion gasket	L+3H	

ISPUNA PO OPSEGU STAKLA			mjera dimension	kom. pcs.
340.450	Izolacijski umetak insulation		4Lkr Lle + 4Hkr Hle	1

STAKLO GLASS			mjera dimension	kom. pcs.
26mm (6+16+4)	Lkr Lle -170 x Hkr Hle - 170			2





#### Rezna lista Cutting list

Ram Frame : FT-1402F  
 Krilo Sash: FT-1422F  
 Kombatuta Flying mullion: FT-1450F  
 Parapetna prečka Bottom crossbar: FT-1447F

(Profil krila sa ravnim vanjskim linijama)  
 (Sash profile with straight outside lines)

PROFILI PROFILES		kom. pcs.	mjera dimension	kut pilanje sawing angle
FT-1402F	hor.okvira hor.frame	1	L	45-45
FT-1402F	vert.okvira vert.frame	2	H	45-90
FT-1422F	hor.krila hor.leaf	2	Lkr Lle=(L-90)/2	45-45
FT-1422F	vert.krila vert.leaf	4	Hkr Hle=H-48.5	45-90
FT-1447F	parapetna prečka bottom crossbar	2	L -147	90-90
FT-1450F	profil za okretanje flaying mullion	1	Hkr Hle -34	90-90
Z40-666	hor.staklo lajsna hor.glazing bead	4	Lkr Lle -156	90-90
Z40-666	vert.staklo lajsna vert.glazing bead	4	Hkr Hle -260	90-90

#### OKOVI HARDWARE kom. pcs.

710.580	kutna spojnica okvira	frame corner bracket	2
710.579	kutna spojnica okvira	frame corner bracket	2
710.582	kutna spojnica krila	leaf corner bracket	4
710.401	kutna spojnica krila	leaf corner bracket	4
731.010	kutna spojnica krila	leaf corner bracket	4
730.001	kutna spojnica krila i okvira	leaf and frame corner bracket	10
710.066	veznik	connector	8
710.585	dodatni veznik	additional connector	8
124.001	brava 35 mm sa jezičkom (Stublina)	lock 35mm with latchbolt (Stublina)	1
124.002	uložak (cilindar 31/61) za bravu 35mm	lock insert (cylinder 31/61) 35mm	1
124.035	štitnik cilindra za bravu	lock cylinder protector	par pair
124.003	prihvatnik jezička brave (šild)	lock latchbolt acceptor (safety panel)	1
104.015.xx	ručka za vrata (Stublina)	door handle (Stublina)	1
114.001.xx	dvodijelna šarka - euro žlijeb	two-part hinge - euro groove	6
144.003	zapinjač - krakun (Stublina)	door latch (Stublina)	2
363.082	umetak (čep) profila za okretanje	end insert for flying mullion profile	par pair
370.070	maska za drenažni otvor	drainage hole mask	4

#### BRTVE GASKETS mjera dimension kom. pcs.

334.008	srednja brtva (AM 2000)	central gasket (AM 2000)	L+3H	
(373.003)	srednja brtva (Semperit)	central gasket (Semperit)	L+3H	
321.006	brtva u krilu	leaf gasket	L+3H	
321.003	brtva prema staklu	glazing gasket	2L+4H	
311.002	brtva prema staklu	glazing gasket	2L+4H	
363.081	kutni umetak brtve	gasket corner		2
327.002	brtva u ramu i kombatuti	frame and flaying mullion gasket	L+3H	
521.001	držač četkaste brtve	brush gasket holder	L	
347.001	četkasta brtva	brush gasket	L	

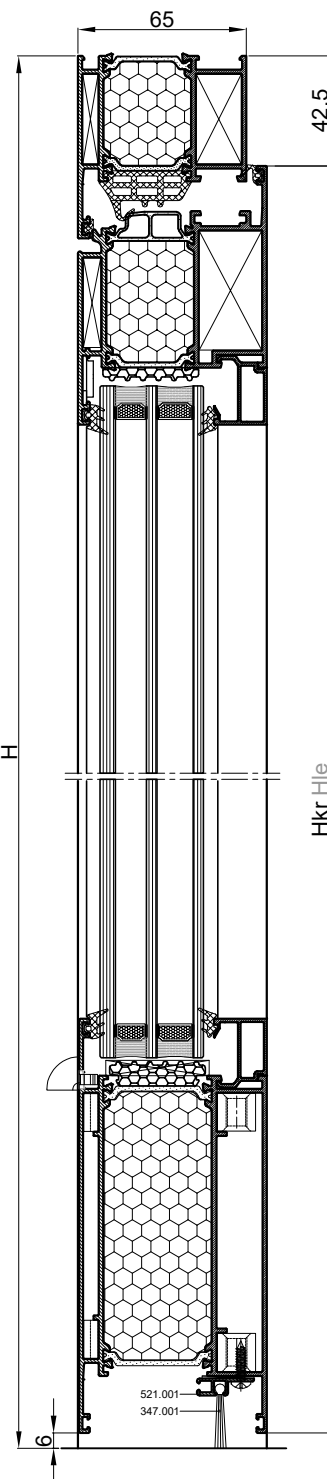
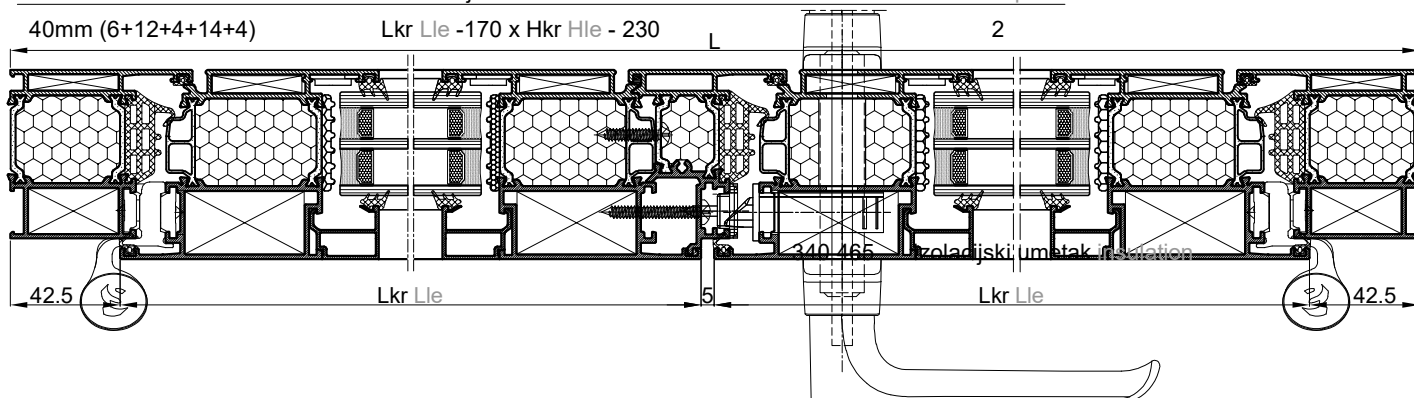
#### ISPUNA PO OPSEGU STAKLA

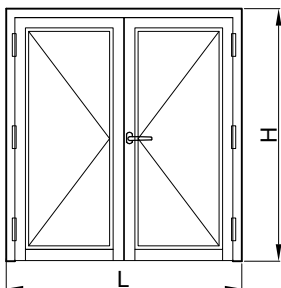
#### INSULATION AROUND THE GLASS mjera dimension kom. pcs.

340.450	Izolacijski umetak insulation	2Lkr Lle + 4Hkr Hle	1
340.465	Izolacijski umetak insulation	2Lkr Lle	1

#### STAKLO GLASS mjera dimension kom. pcs.

40mm (6+12+4+14+4)	Lkr Lle -170 x Hkr Hle - 230	2
--------------------	------------------------------	---





#### Rezna lista Cutting list

Ram Frame : FT-1402F  
 Krilo Sash: FT-1425F  
 Kombatuta Flying mullion: FT-1450F  
 Parapetna prečka Bottom crossbar: FT-1443F

(Profil krila sa zaobljenim vanjskim linijama)  
 (Sash profile with rounded outside lines)

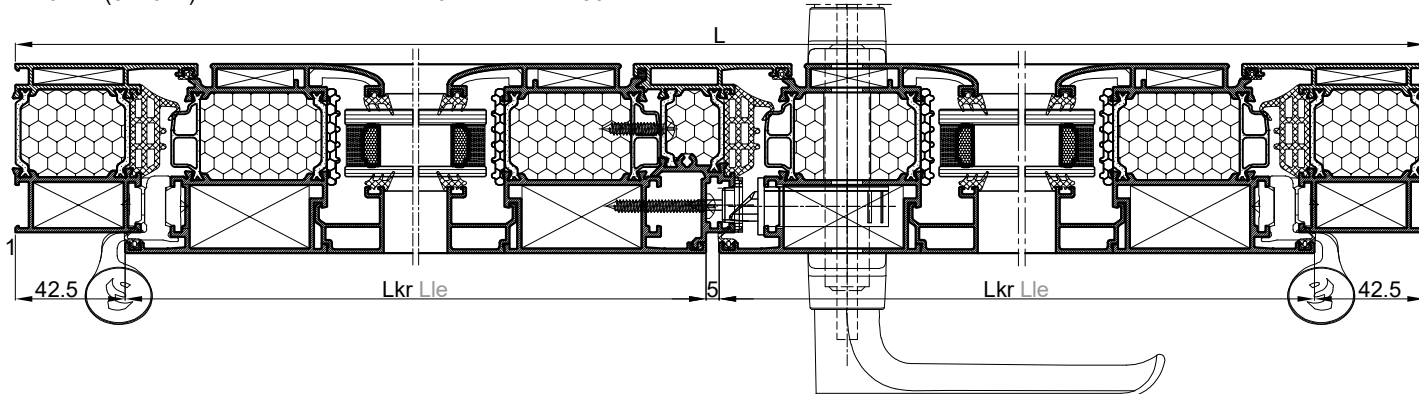
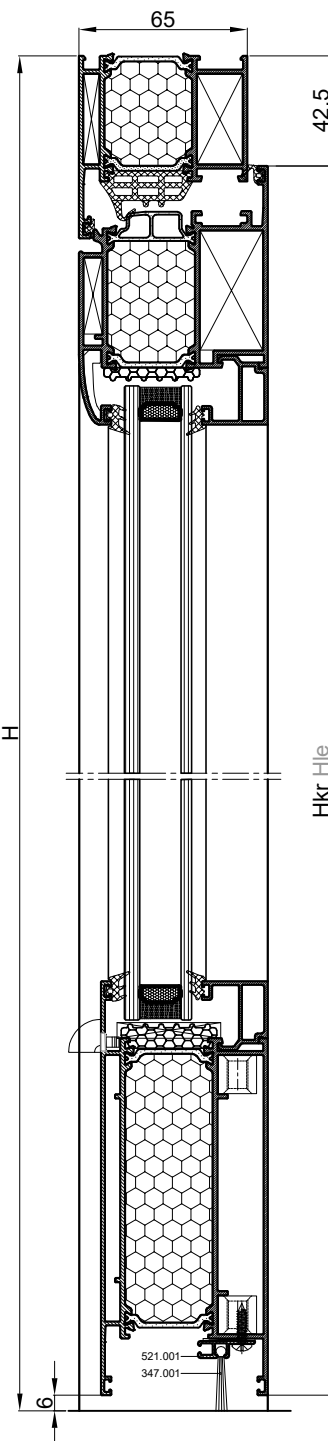
PROFILI PROFILES			kom. pcs.	mjera dimension	kut pilanje sawing angle
FT-1402F	hor.okvira	hor.frame	1	L	45-45
FT-1402F	vert.okvira	vert.frame	2	H	45-90
FT-1425F	hor.krila	hor.leaf	2	Lkr Lle=(L-90)/2	45-45
FT-1425F	vert.krila	vert.leaf	4	Hkr Hle=H-48.5	45-90
FT-1443F	parapetna prečka	bottom crossbar	2	L -147	90-90
FT-1450F	profil za okretanje	flying mullion	1	Hkr Hle -34	90-90
Z40-667	hor.staklo lajsna	hor.glazing bead	4	Lkr Lle -156	90-90
Z40-667	vert.staklo lajsna	vert.glazing bead	4	Hkr Hle -260	90-90

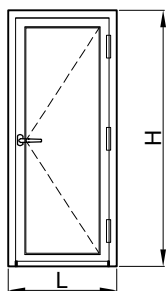
OKOVI HARDWARE			kom. pcs.
710.580	kutna spojnica okvira	frame corner bracket	2
710.579	kutna spojnica okvira	frame corner bracket	2
710.581	kutna spojnica krila	leaf corner bracket	4
710.216	kutna spojnica krila	leaf corner bracket	4
730.004	kutna spojnica krila	leaf corner bracket	4
730.001	kutna spojnica krila i okvira	leaf and frame corner bracket	10
710.066	veznik	connector	8
124.001	brava 35 mm sa jezičkom (Stublina)	lock 35mm with latchbolt (Stublina)	1
124.002	uložak (cilindar 31/61) za bravu 35mm	lock insert (cylinder 31/61) 35mm	1
124.035	štitnik cilindra za bravu	lock cylinder protector	par pair
124.003	prihvatnik jezička brave (šild)	lock latchbolt acceptor (safety panel)	1
104.015.xx	ručka za vrata (Stublina)	door handle (Stublina)	1
114.001.xx	dvodijelna šarka - euro žlijeb	two-part hinge - euro groove	6
144.003	zapinjač - krakun (Stublina)	door latch (Stublina)	2
363.082	umetak (čep) profila za okretanje	end insert for flying mullion profile	par pair
370.070	maska za drenažni otvor	drainage hole mask	4

BRTVE GASKETS			mjera dimension	kom. pcs.
334.008	srednja brtva (AM 2000)	central gasket (AM 2000)	L+3H	1
(373.003)	srednja brtva (Semperit)	central gasket (Semperit)	L+3H	
321.006	brtva u krilu	leaf gasket	L+3H	2
321.003	brtva prema staklu	glazing gasket	2L+4H	
311.002	brtva prema staklu	glazing gasket	2L+4H	2
363.081	kutni umetak brtve	gasket corner		
327.002	brtva u ramu i kombatuti	frame and flying mullion gasket	L+3H	1
521.001	držač četkaste brtve	brush gasket holder	L	
347.001	četkasta brtva	brush gasket	L	

ISPUNA PO OPSEGU STAKLA			mjera dimension	kom. pcs.
340.450	Izolacijski umetak insulation		2Lkr Lle + 4Hkr Hle	1
340.465	Izolacijski umetak insulation		2Lkr Lle	1

STAKLO GLASS			mjera dimension	kom. pcs.
26mm (6+16+4)			Lkr Lle -170 x Hkr Hle - 230	2





#### Rezna lista Cutting list

Ram Frame : FT-1402F

Krilo Sash: FT-1427F

Prag Threshold : FT-0294F

(Profil krila sa ravnim vanjskim linijama)  
(Sash profile with straight outside lines)

PROFILI PROFILES			kom. pcs.	mjera dimension	kut pilanje sawing angle
FT-1402F	hor.okvira	hor.frame	1	L	45-45
FT-1402F	vert.okvira	vert.frame	2	H	45-90
FT-1427F	hor.krila	hor.leaf	2	Lkr Lle=L-85	45-45
FT-1427F	vert.krila	vert.leaf	2	Hkr Hle=H-56	45-45
FT-0294F	profil praga	threshold profile	1	L -89	90-90
Z40-666	hor.staklo lajsna	hor.glazing bead	2	Lkr Lle -140	90-90
Z40-666	vert.staklo lajsna	vert.glazing bead	2	Hkr Hle -184	90-90
F-1780	okapnica	drip cap	1	Lkr Lle -72	90-90

OKOVI HARDWARE			kom. pcs.
710.580	kutna spojnica okvira	frame corner bracket	2
710.579	kutna spojnica okvira	frame corner bracket	2
710.586	kutna spojnica krila	leaf corner bracket	4
710.157	kutna spojnica krila	leaf corner bracket	4
731.010	kutna spojnica krila	leaf corner bracket	4
730.001	kutna spojnica krila i okvira	leaf and frame corner bracket	10
124.001	brava 35 mm sa jezičkom (Stublina)	lock 35mm with latchbolt (Stublina)	1
124.002	uložak (cilindar 31/61) za bravu 35mm	lock insert (cylinder 31/61) 35mm	1
124.035	štitnik cilindra za bravu	lock cylinder protector	par pair
124.003	prihvatnik jezička brave (šild)	lock latchbolt acceptor (safety panel)	1
104.015.xx	ručka za vrata (Stublina)	door handle (Stublina)	1
114.001.xx	dvodijelna šarka - euro žlijeb	two-part hinge - euro groove	3
373.055	umetak (čep) za profil okapnice	end insert drip cap profile	par pair
370.070	maska za drenažni otvor	drainage slot mask	3

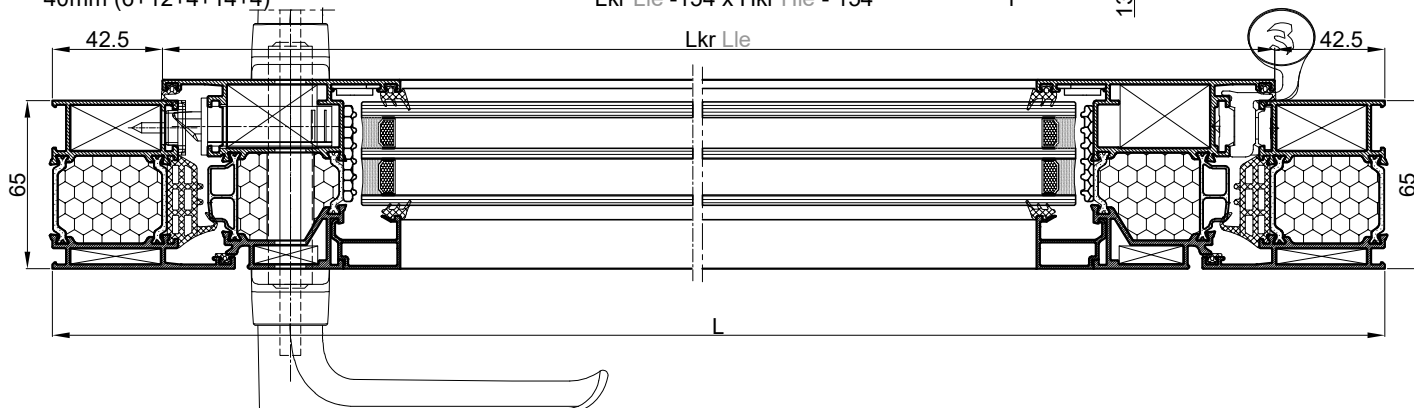
BRTVE GASKETS			mjera dimension	kom. pcs.
334.008	srednja brtva (AM 2000)	central gasket (AM 2000)	L+2H	1
(337.003)	srednja brtva (Semperit)	central gasket (Semperit)	L+2H	
321.006	brtva u krilu	leaf gasket	2L+2H	2
321.003	brtva prema staklu	glazing gasket	2L+2H	
311.002	brtva prema staklu	glazing gasket	2L+2H	
363.081	kutni umetak brtve	gasket corner		
344.088	brtva prema pragu	gasket acc.to threshold	L	1
327.002	brtva u okviru	frame gasket	L+2H	
344.058	brtva u pragu	threshold gasket	L	

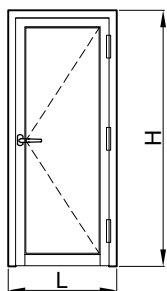
ISPUNA PO OPSEGU STAKLA			mjera dimension	kom. pcs.
-------------------------	--	--	-----------------	-----------

340.450	Izolacijski umetak insulation	insulation	2L + 2H	1
---------	-------------------------------	------------	---------	---

STAKLO GLASS			mjera dimension	kom. pcs.
--------------	--	--	-----------------	-----------

40mm (6+12+4+14+4)			Lkr Lle -154 x Hkr Hle - 154	1
--------------------	--	--	------------------------------	---





#### Rezna lista Cutting list

Ram Frame : FT-1402F  
 Krilo Sash: FT-1427F  
 Parapetna prečka Bottom crossbar: FT-1447F

(Profil krila sa ravnim vanjskim linijama)  
 (Sash profile with straight outside lines)

PROFILI PROFILES			kom. pcs.	mjera dimension	kut pilanje sawing angle
FT-1402F	hor.okvira	hor.frame	1	L	45-45
FT-1402F	vert.okvira	vert.frame	2	H	45-90
FT-1427F	hor.krila	hor.leaf	1	Lkr Lle=L-85	45-45
FT-1427F	vert.krila	vert.leaf	2	Hkr Hle=H-48.5	45-90
FT-1447F	par. prečka	bottom crossbar	1	Lkr Lle -131	90-90
Z40-666	hor.staklo lajsna	hor.glazing bead	2	Lkr Lle -140	90-90
Z40-666	vert.staklo lajsna	vert.glazing bead	2	Hkr Hle -252	90-90

OKOVI HARDWARE			kom. pcs.
710.580	kutna spojnica okvira	frame corner bracket	2
710.579	kutna spojnica okvira	frame corner bracket	2
710.586	kutna spojnica krila	leaf corner bracket	2
710.157	kutna spojnica krila	leaf corner bracket	2
731.010	kutna spojnica krila	leaf corner bracket	2
730.001	kutna spojnica krila i okvira	leaf and frame corner bracket	6
710.066	veznik	connector	4
710.585	dodatni veznik	additional connector	4
124.001	brava 35 mm sa jezičkom (Stublina)	lock 35mm with latchbolt (Stublina)	1
124.002	uložak (cilindar 31/61) za bravu 35mm	lock insert (cylinder 31/61) 35mm	1
124.035	štitnik cilindra za bravu	lock cylinder protector	par pair
124.003	prihvatnik jezička brave (šild)	lock latchbolt acceptor (safety panel)	1
104.015.xx	ručka za vrata (Stublina)	door handle (Stublina)	1
114.001.xx	dvodijelna šarka - euro žlijeb	two-part hinge - euro groove	3
370.070	maska za drenažni otvor	drainage slot mask	3

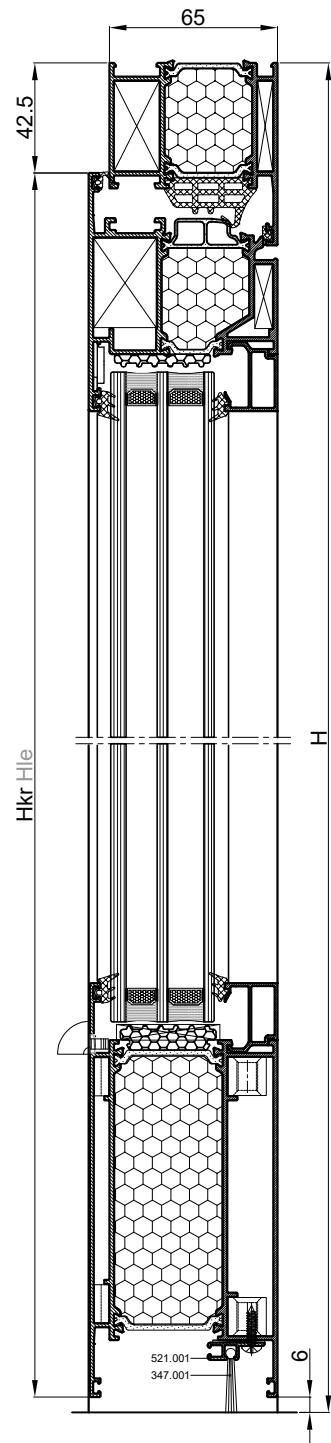
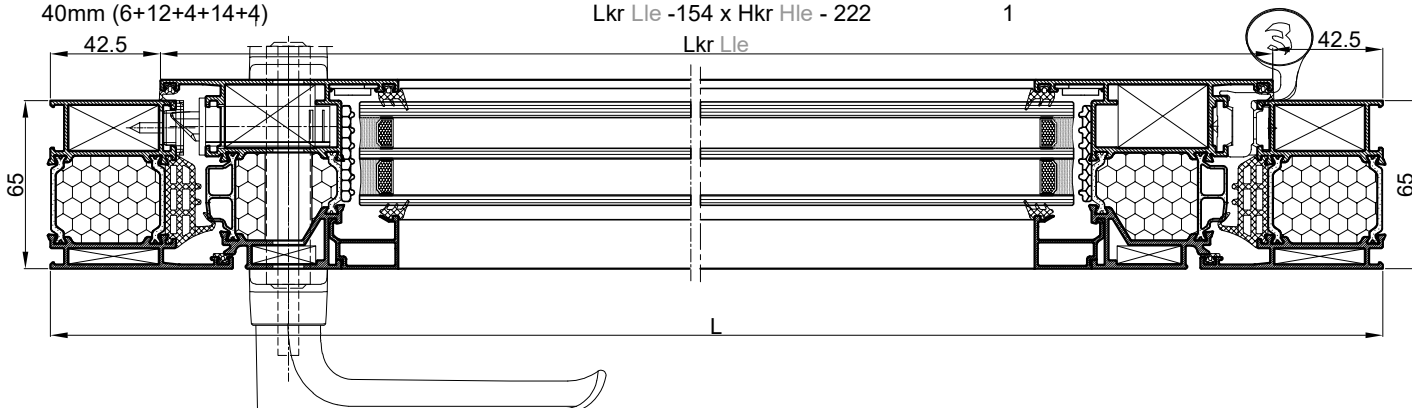
BRTVE GASKETS			mjera dimension	kom. pcs.
334.008	srednja brtva (AM 2000)	central gasket (AM 2000)	L+2H	
(337.003)	srednja brtva (Semperit)	central gasket (Semperit)	L+2H	
321.006	brtva u krilu	leaf gasket	L+2H	
321.003	brtva prema staklu	glazing gasket	2L+2H	
311.002	brtva prema staklu	glazing gasket	2L+2H	
363.081	kutni umetak brtve	gasket corner		2
327.002	brtva u okviru	frame gasket	L+2H	
521.001	držač četkaste brtve	brush gasket holder	L	
347.001	četkasta brtva	brush gasket	L	

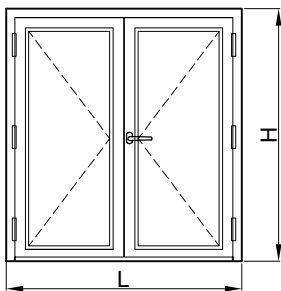
ISPUNA PO OPSEGU STAKLA			mjera dimension	kom. pcs.
-------------------------	--	--	-----------------	-----------

340.450	Izolacijski umetak insulation		L + 2H	1
340.465	Izolacijski umetak insulation		L	1

STAKLO GLASS			mjera dimension	kom. pcs.
--------------	--	--	-----------------	-----------

40mm (6+12+4+14+4)			Lkr Lle -154 x Hkr Hle - 222	1
--------------------	--	--	------------------------------	---





#### Rezna lista Cutting list

Ram Frame : FT-1402F  
 Krilo Sash: FT-1427F  
 Kombatuta Flying mullion: FT-1450F  
 Prag Threshold : FT-0294F

(Profil krila sa ravnim vanjskim linijama)  
 (Sash profile with straight outside lines)

PROFILI PROFILES			kom. pcs.	mjera dimension	kut pilanje sawing angle
FT-1402F	hor.okvira	hor.frame	1	L	45-45
FT-1402F	vert.okvira	vert.frame	2	H	45-90
FT-1427F	hor.krila	hor.leaf	4	Lkr Lle=(L-90)/2	45-45
FT-1427F	vert.krila	vert.leaf	4	Hkr Hle=H-56	45-45
FT-0294F	profil praga	threshold profile	1	L -89	90-90
FT-1450F	profil za okretanje	flying mullion	1	Hkr Hle -68	90-90
Z40-666	hor.staklo lajsna	hor.glazing bead	4	Lkr Lle -140	90-90
Z40-666	vert.staklo lajsna	vert.glazing bead	4	Hkr Hle -184	90-90
F-1780	okapnica (glav.krilo)	drip cap (main sash)	1	Lkr Lle -72	90-90
F-1780	okapnica (pom. krilo)	drip cap (aux.sash)	1	Lkr Lle - 6	90-90

#### OKOVI HARDWARE

			kom. pcs.
710.580	kutna spojnica okvira	frame corner bracket	2
710.579	kutna spojnica okvira	frame corner bracket	2
710.586	kutna spojnica krila	leaf corner bracket	8
710.157	kutna spojnica krila	leaf corner bracket	8
731.010	kutna spojnica krila	leaf corner bracket	8
730.001	kutna spojnica krila i okvira	leaf and frame corner bracket	18
124.001	brava 35 mm sa jezičkom (Stublina)	lock 35mm with latchbolt (Stublina)	1
124.002	uložak (cilindar 31/61) za bravu 35mm	lock insert (cylinder 31/61) 35mm	1
124.035	štitnik cilindra za bravu	lock cylinder protector	par pair
124.003	prihvatnik jezička brave (šild)	lock latchbolt acceptor (safety panel)	1
104.015.xx	ručka za vrata (Stublina)	door handle (Stublina)	1
114.001.xx	dvodijelna šarka - euro žlijeb	two-part hinge - euro groove	6
144.003	zapinjač - krakun (Stublina)	door latch (Stublina)	2
373.085	umetak (čep) za profil okapnice	end insert drip cap profile	2 par pair
363.082	umetak (čep) profila za okretanje	end insert for flying mullion profile	par pair
370.070	maska za drenažni otvor	drainage hole mask	4

#### BRTVE GASKETS

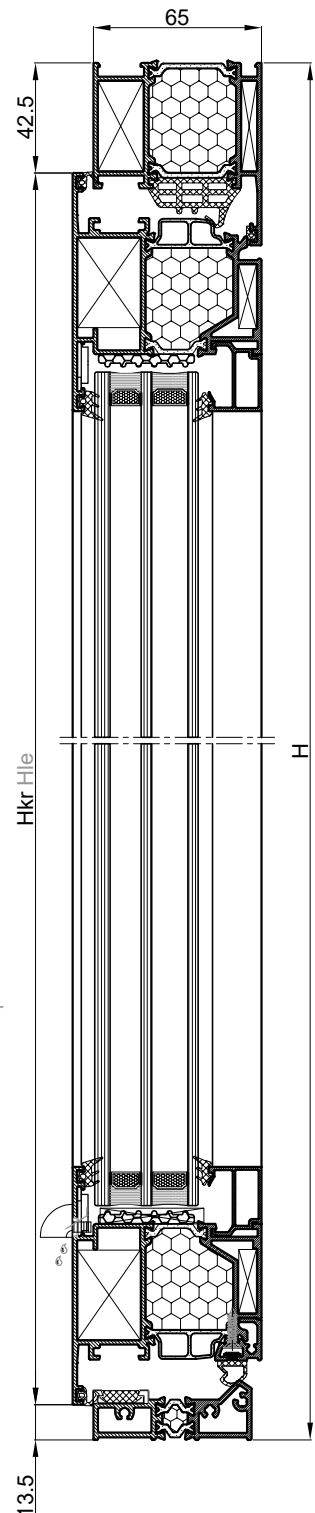
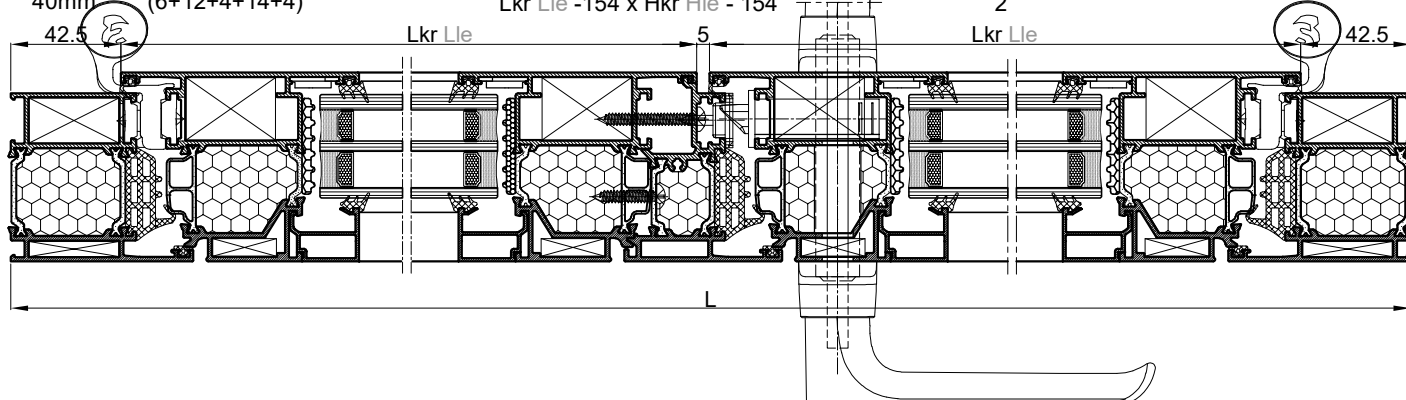
			mjera dimension	kom. pcs.
334.008	srednja brtva (AM 2000)	central gasket (AM 2000)	L+3H	
(373.003)	srednja brtva (Semperit)	central gasket (Semperit)	L+3H	
321.006	brtva u krilu	leaf gasket	2L+3H	
321.003	brtva prema staklu	glazing gasket	2L+4H	
311.002	brtva prema staklu	glazing gasket	2L+4H	
363.081	kutni umetak brtve	gasket corner		2
344.088	brtva prema pragu	gasket acc.to threshold	L	
327.002	brtva u okviru	frame gasket	L+3H	
344.058	brtva u pragu	threshold gasket	L	

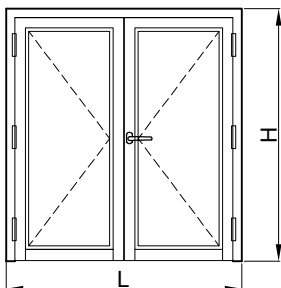
#### ISPUNA PO OPSEGU STAKLA

			mjera dimension	kom. pcs.
340.450	Izolacijski umetak insulation		4Lkr Lle + 4Hkr Hle	1

#### STAKLO GLASS

			mjera dimension	kom. pcs.
40mm	(6+12+4+14+4)		Lkr Lle -154 x Hkr Hle - 154	2





#### Rezna lista Cutting list

Ram Frame : FT-1402F  
 Krilo Sash: FT-1427F  
 Kombatuta Flying mullion: FT-1450F  
 Parapetna prečka Bottom crossbar: FT-1447F

(Profil krila sa ravnim vanjskim linijama)  
 (Sash profile with straight outside lines)

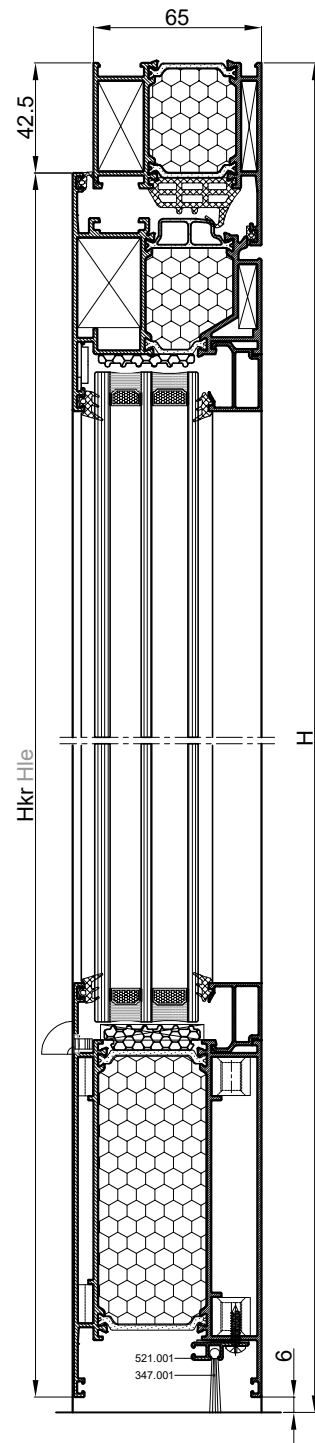
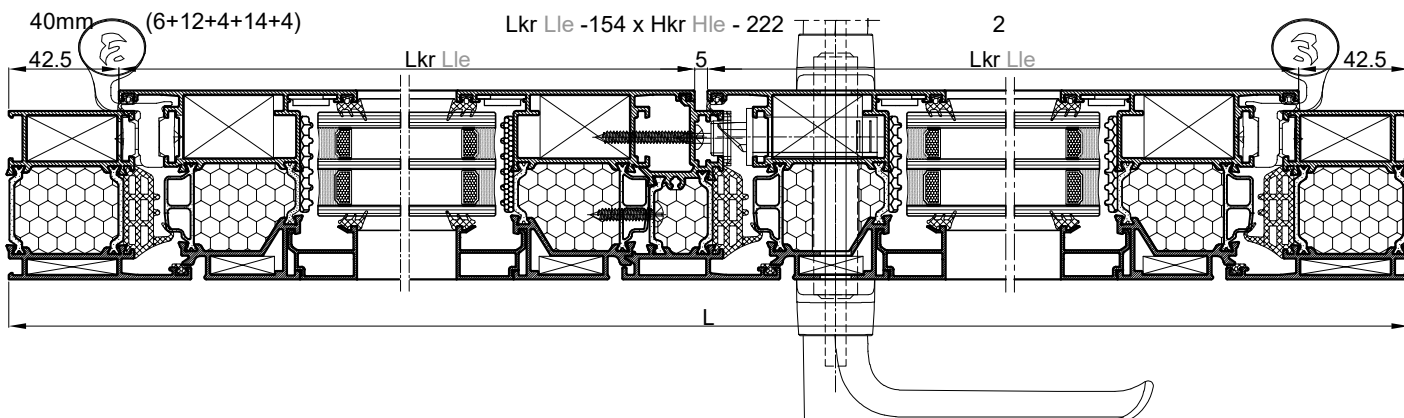
PROFILI PROFILES			kom. pcs.	mjera dimension	kut pilanje sawing angle
FT-1402F	hor.okvira	hor.frame	1	L	45-45
FT-1402F	vert.okvira	vert.frame	2	H	45-90
FT-1427F	hor.krila	hor.leaf	2	Lkr Lle=(L-90)/2	45-45
FT-1427F	vert.krila	vert.leaf	4	Hkr Hle=H-48.5	45-90
FT-1447F	par. prečka	bottom crossbar	2	Lkr Lle -131	90-90
FT-1450F	profil za okretanje	flying mullion	1	Hkr Hle -34	90-90
Z40-666	hor.staklo lajsna	hor.glazing bead	4	Lkr Lle -140	90-90
Z40-666	vert.staklo lajsna	vert.glazing bead	4	Hkr Hle -252	90-90

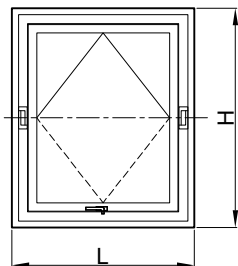
OKOVI HARDWARE			kom. pcs.
710.580	kutna spojnica okvira	frame corner bracket	2
710.579	kutna spojnica okvira	frame corner bracket	2
710.586	kutna spojnica krila	leaf corner bracket	4
710.157	kutna spojnica krila	leaf corner bracket	4
731.010	kutna spojnica krila	leaf corner bracket	4
730.001	kutna spojnica krila i okvira	leaf and frame corner bracket	10
710.066	veznik	connector	8
710.585	dodatni veznik	additional connector	8
124.001	brava 35 mm sa jezičkom (Stublina)	lock 35mm with latchbolt (Stublina)	1
124.002	uložak (cilindar 31/61) za bravu 35mm	lock insert (cylinder 31/61) 35mm	1
124.035	štitnik cilindra za bravu	lock cylinder protector	par pair
124.003	prihvatnik jezička brave (šild)	lock latchbolt acceptor (safety panel)	1
104.015.xx	ručka za vrata (Stublina)	door handle (Stublina)	1
114.001.xx	dvodijelna šarka - euro žlijeb	two-part hinge - euro groove	6
144.003	zapinjač - krakun (Stublina)	door latch (Stublina)	2
363.082	umetak (čep) profila za okretanje	end insert for flying mullion profile	par pair
370.070	maska za drenažni otvor	drainage hole mask	4

BRTVE GASKETS			mjera dimension	kom. pcs.
334.008	srednja brtva (AM 2000)	central gasket (AM 2000)	L+3H	2
(373.003)	srednja brtva (Semperit)	central gasket (Semperit)	L+3H	
321.006	brtva u krilu	leaf gasket	L+3H	2
321.003	brtva prema staklu	glazing gasket	2L+4H	
311.002	brtva prema staklu	glazing gasket	2L+4H	2
363.081	kutni umetak brtve	gasket corner		
327.002	brtva u okviru	frame gasket	L+3H	2
521.001	držač četkaste brtve	brush gasket holder	L	
347.001	četkasta brtva	brush gasket	L	

ISPUNA PO OPSEGU STAKLA			mjera dimension	kom. pcs.
340.450	Izolacijski umetak insulation		2Lkr Lle + 4Hkr Hle	1
340.465	Izolacijski umetak insulation		2Lkr Lle	1

STAKLO GLASS			mjera dimension	kom. pcs.
40mm	(6+12+4+14+4)	Lkr Lle -154 x Hkr Hle - 222		2





### Rezna lista Cutting list

Ram Frame : FT-1400F  
 Krilo Sash: FT-1426F  
 Kombatuta Flying mullion: FT-0213/AF

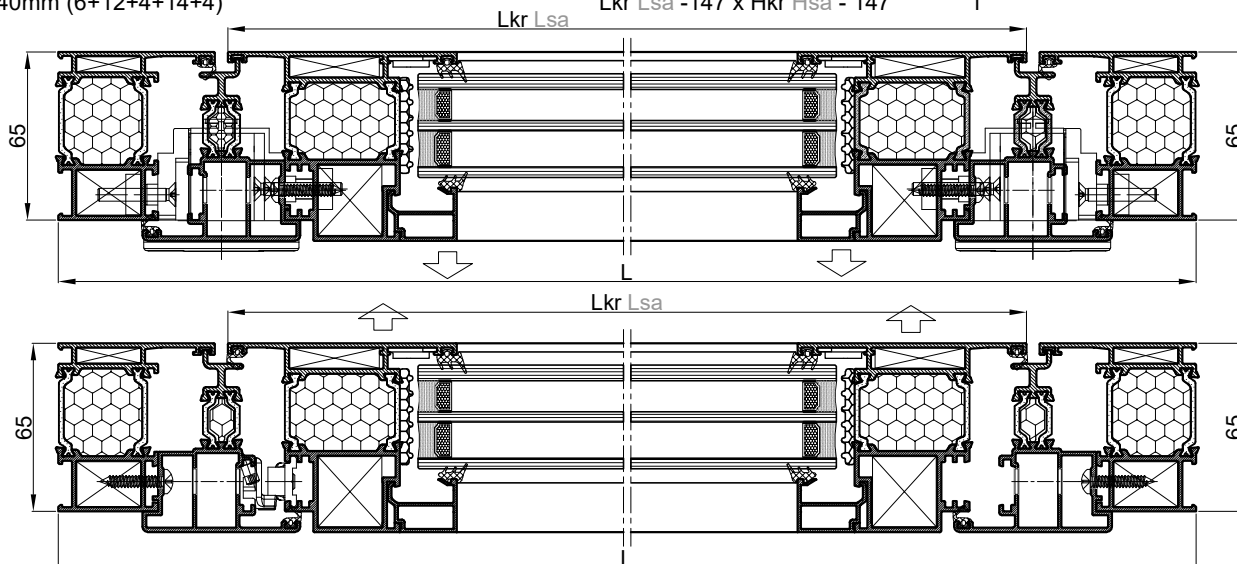
PROFILI FILES			kom. pcs.	mjera dimension	pilanje sawing angle
FT-1400F	hor.okvira	hor.frame	2	L	45-45
FT-1400F	vert.okvira	vert.frame	2	H	45-45
FT-1426F	hor.krila	hor.sash	2	Lkr Lsa=L-131	45-45
FT-1426F	vert.krila	vert.sash	2	Hkr Hsa=H-131	45-45
FT-0213/AF	hor. profil za okretanje	hor. flaying mullion	1	L-65	45-45
FT-0213/AF	hor. profil za okretanje	hor. flaying mullion	1	L-65	45-45
FT-0213/AF	vert. profil za okretanje g.	vert. flaying mullion u.	2	(H-65)/2+11.6	45-45
FT-0213/AF	vert. profil za okretanje d.	vert. flaying mullion l.	2	(H-65)/2+11.6	45-45
Z40-666	hor.staklo lajsna	hor.glazing bead	2	Lkr Lsa -133	90-90
Z40-666	vert.staklo lajsna	vert.glazing bead	2	Hkr Hsa -177	90-90
NC-1459	profil klizača	slide profile	1		90-90

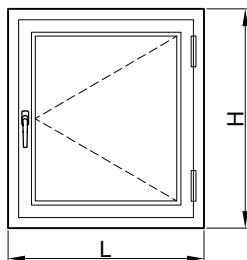
OKOVI HARDWARE				kom. pcs.
710.556	kutna spojnica okvira	frame corner bracket		4
710.556	kutna spojnica krila	sash corner bracket		4
710.595	kutna spojnica krila	sash corner bracket		4
710.594	kutna spojnica krila	sash corner bracket		4
731.010	kutna spojnica krila	sash corner bracket		4
730.001	kutna spojnica krila	sash corner bracket		8
730.001	kutna spojnica okvira	frame corner bracket		4
730.001	kutna spojnica profila za okretanje	flaying mullion corner bracket		4
370.070	maska za drenažni otvor	drainage hole mask		2
142.001	meh. za otvaranje oko srednje osi - UNITAS 18/13 (GU)	meh. for open around middle horizontal axes - UNITAS 18/13 (GU)		1

BRTVE GASKETS			mjera dimension	kom. pcs.
321.006	brtva u ramu, krilu i kombatuti	frame,sash and flaying mullion gasket	4L+4H	
321.003	brtva prema staklu	gasket to the glass	2L+2H	
311.002	brtva prema staklu	gasket to the glass	2L+2H	

ISPUNA PO OPSEGU STAKLA INSULATION AROUND THE GLASS		mjera dimension	kom. pcs.
340.450	Izolacijski umetak insulation	2L+2H	1

STAKLO GLASS	mjera dimension	kom.pcs.
40mm (6+12+4+14+4)	Lkr Lsa -147 x Hkr Hsa - 147	1



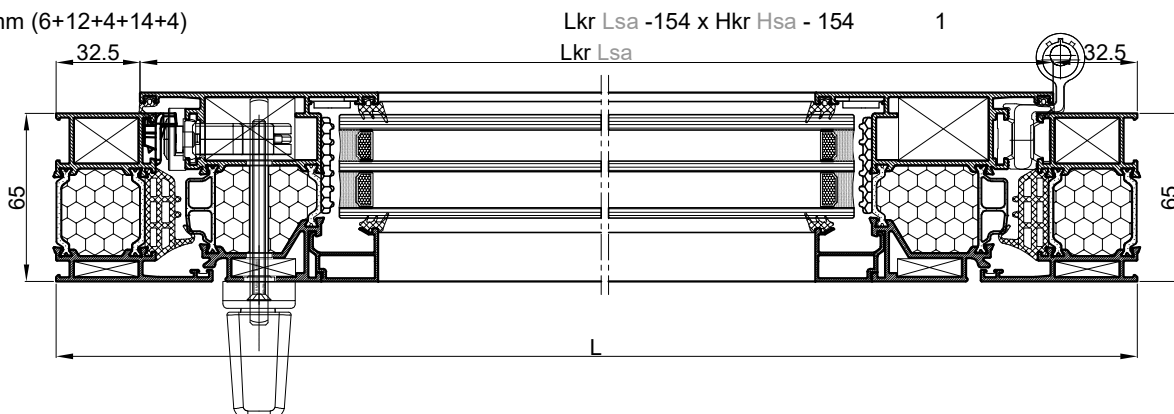
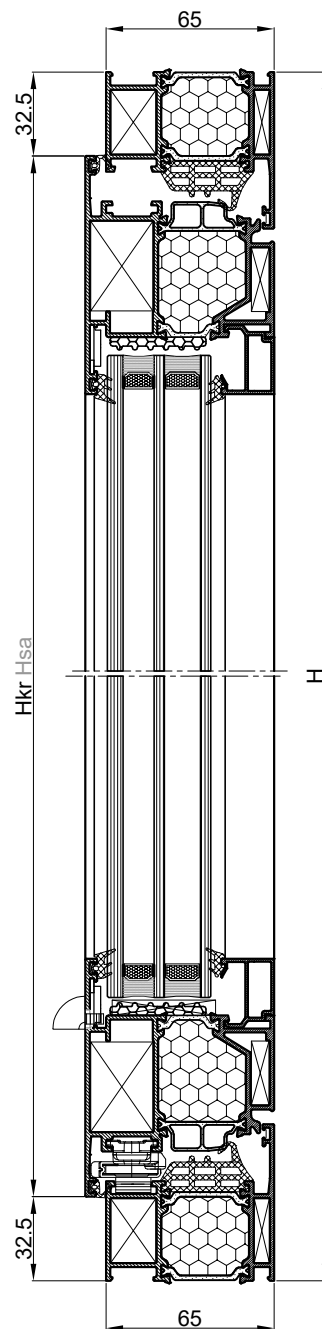


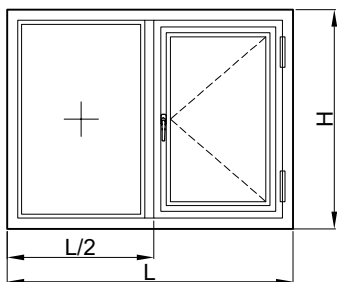
### Rezna lista Cutting list

Ram Frame : FT-1400F

Krilo Sash: FT-1427F

PROFILI PROFILES			kom. pcs.	mjera dimension	pilanje sawing angle
FT-1400F	hor.okvira	hor.frame	2	L	45-45
FT-1400F	vert.okvira	vert.frame	2	H	45-45
FT-1427F	hor.krila	hor.sash	2	Lkr Lsa=L-65	45-45
FT-1427F	vert.krila	vert.sash	2	Hkr Hsa= H-65	45-45
Z40-666	hor.staklo lajsna	hor.glazing bead	2	Lkr Lsa -140	90-90
Z40-666	vert.staklo lajsna	vert.glazing bead	2	Hkr Hsa -184	90-90
NC-1459	profil klizača	slide profile	1		90-90
<b>OKOVI HARDWARE</b>					kom. pcs.
710.556	kutna spojnica okvira	frame corner bracket	4		
710.586	kutna spojnica krila	sash corner bracket	4		
710.555	kutna spojnica okvira	frame corner bracket	4		
710.157	kutna spojnica krila	sash corner bracket	4		
731.010	kutna spojnica krila	sash corner bracket	4		
730.001	kutna spojnica krila	sash corner bracket	8		
730.002	kutna spojnica okvira	frame corner bracket	4		
122.047	brava 35mm (GU)	lock 35mm (GU)	1		
102.001.xx	ručka dirigent-F (GU)	handle dirigent-F (GU)	1		
102.002	firkant 7x7; L=143mm	rectangular drive part of handle, lenght of pin 7x7;L=143mm	1		
431.923	vijak M5x70 DIN 965	screw M5x70, DIN 965	2		
134.005	dodatno ključanje-tuljac (Stublina)	eccentric pin for additional locking (Stublina)	2		
134.004	dodatno ključanje-prihvatačnik tuljca	eccentric pin guide for additional locking (Stublina)	2		
134.018	teleskopski graničnik	telescopic barrier	1		
114.004.xx	dvodijelna šarka EURO ŽLIJEB	two-part hinge EURO GROOVE	2		
370.070	maska za drenažni otvor	drainage hole mask	2		
<b>BRTVE GASKETS</b>					kom. pcs.
334.008	srednja brtva (AM 2000)	central gasket (AM 2000)		2L+2H	
(337.003)	srednja brtva (Semperit)	central gasket (Semperit)		2L+2H	
321.006	brtva u krilu	sash gasket		2L+2H	
321.003	brtva prema staklu	gasket to the glass		2L+2H	
311.002	brtva prema staklu	gasket to the glass		2L+2H	
363.081	kutni umetak brtve	gasket corner	4		
<b>ISPUNA PO OPSEGU STAKLA INSULATION AROUND THE GLASS</b>					kom. pcs.
340.450	Izolacijski umetak	insulation	1	2L+2H	
<b>STAKLO GLASS</b>					kom. pcs.
40mm (6+12+4+14+4)			1	Lkr Lsa -154 x Hkr Hsa - 154	





### Rezna lista Cutting list

Ram Frame : FT-1400F

Krilo Sash: FT-1427F

Prečka Window crossbar: FT-1440F

#### PROFILI PROFILES

			kom pcs	mjera dimension	pilanje sawing angle
FT-1400F	hor.okvira	hor.frame	2	L	45-45
FT-1400F	vert.okvira	vert.frame	2	H	45-45
FT-1427F	hor.krila	hor.sash	2	Lkr=L/2-106.5	45-45
FT-1427F	vert.krila	vert.sash	2	Hkr=H-65	45-45
FT-1440F	prečka	window crossbar	1	H-69	90-90
FT-1452F	hor. profil kombatute	hor. flying mullion	2	L/2-29	45-45
FT-1452F	vert. profil kombatute	vert. flying mullion	2	H-57	45-45
Z40-666	hor. staklo lajsna	hor. glazing bead	2	Lkr-140	90-90
Z40-666	vert.staklo lajsna	vert. glazing bead	2	Hkr-184	90-90
F-0784	vod. staklo lajsna okvira	frame hor. glazing bead	2	L/2-52.5	90-90
F-0784	vert. staklo lajsna okvira	frame vert. glazing bead	2	H-121	90-90
NC-1459	profil klizača	slide profile			90-90

#### OKOVI HARDWARE

			kom.	pcs.
710.556	kutnik okvira	frame corner bracket	4	4
710.555	kutnik okvira	frame corner bracket	4	4
710.586	kutnik krila	sash corner bracket	4	4
710.157	kutnik krila	sash corner bracket	4	4
731.010	kutnik krila	sash corner bracket	4	4
730.001	kutnik okvira i krila	frame and sash corner bracket	10	10
730.002	kutnik okvira	frame corner bracket	2	2
710.066	veznik	connector	2	2
710.585	dodatni veznik	additional connector	2	2
122.047	brava 35mm (GU)	lock 35mm (GU)	1	1
102.001.xx	ručka dirigent-F (GU)	handle dirigent-F (GU)	1	1
102.002	firkant 7x7; L=143mm	rectangular drive part of handle, lenght of pin 7x7;L=143mm	1	1
431.923	vijak M5x70 DIN 965	screw M5x70, DIN 965	2	2
134.005	dod. ključanje-tuljac (Stublina)	eccentric pin for additional locking (Stublina)	2	2
134.004	dodatno ključanje-prihvatnik tuljca	eccentric pin guide for additional locking (Stublina)	2	2
134.018	teleskopski graničnik	telescopic barrier	1	1
114.004.xx	dvodijelna šarka EURO ŽLIJEB	two-part hinge EURO GROOVE	2	2
370.070	maska za drenažni otvor	drainage hole mask	4	4

#### BRTVE GASKETS

			mjera dimension	kom.	pcs.
334.008	srednja brtva (AM 2000)	central gasket (AM 2000)	L+2H		
(373.003)	srednja brtva (Semperit)	central gasket (Semperit)	L+2H		
321.006	brtva u krilu	sash gasket	L+2H		
321.003	brtva prema staklu	gasket to the glass	2L+4H		
311.002	brtva prema staklu	gasket to the glass	2L+4H		
363.081	kutni umetak brtve	gasket corner	2L+4H	1	1

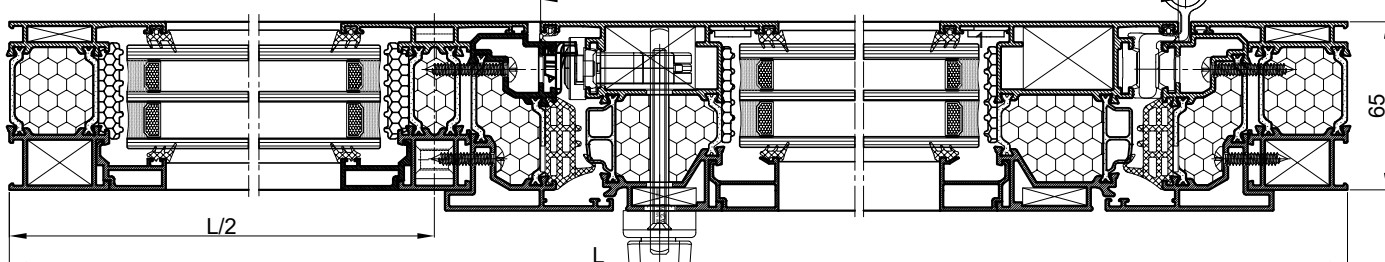
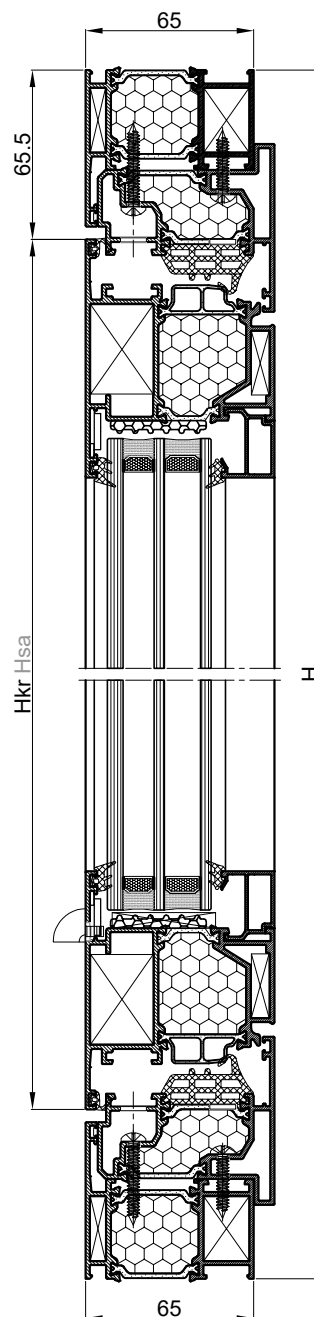
#### ISPUNA PO OPSEGU STAKLA

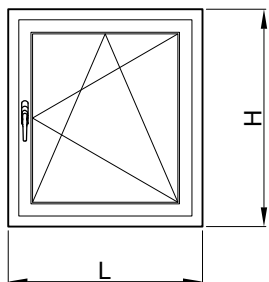
#### INSULATION AROUND THE GLASS

340.450	Izolacijski umetak insulation	2Lkr Lsa + 2Hkr Hsa
340.465	Izolacijski umetak insulation	L + 2H

#### STAKLO GLASS

	mjera dimension	kom.	pcs.
40mm (6+12+4+14+4)	Lkr Lsa -154 x Hkr Hsa - 154	1	1
40mm (6+12+4+14+4)	L/2 - 67 x H - 91	Lkr Lsa	1



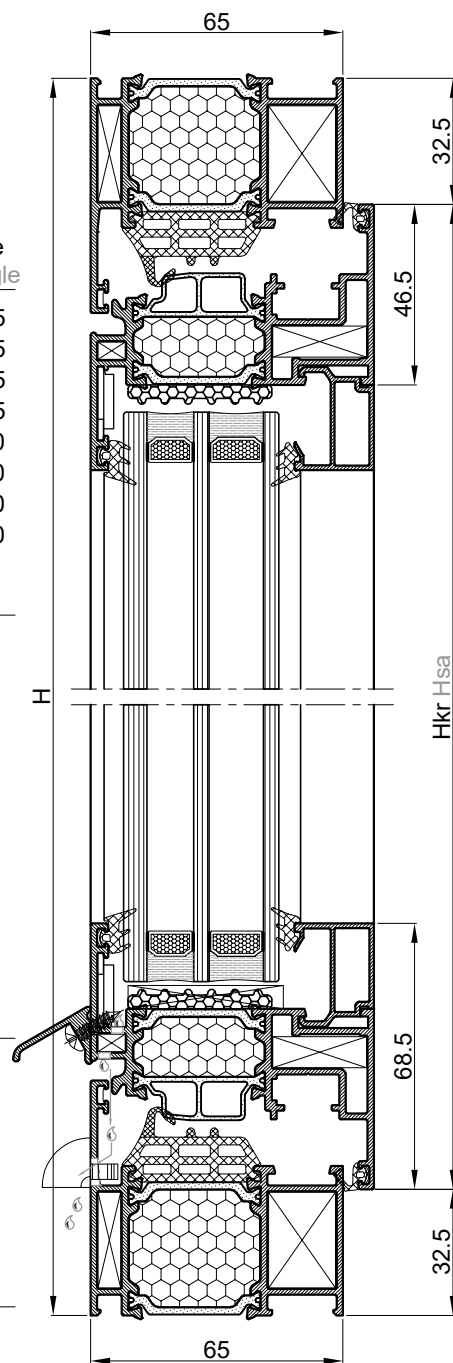


### Rezna lista Cutting list

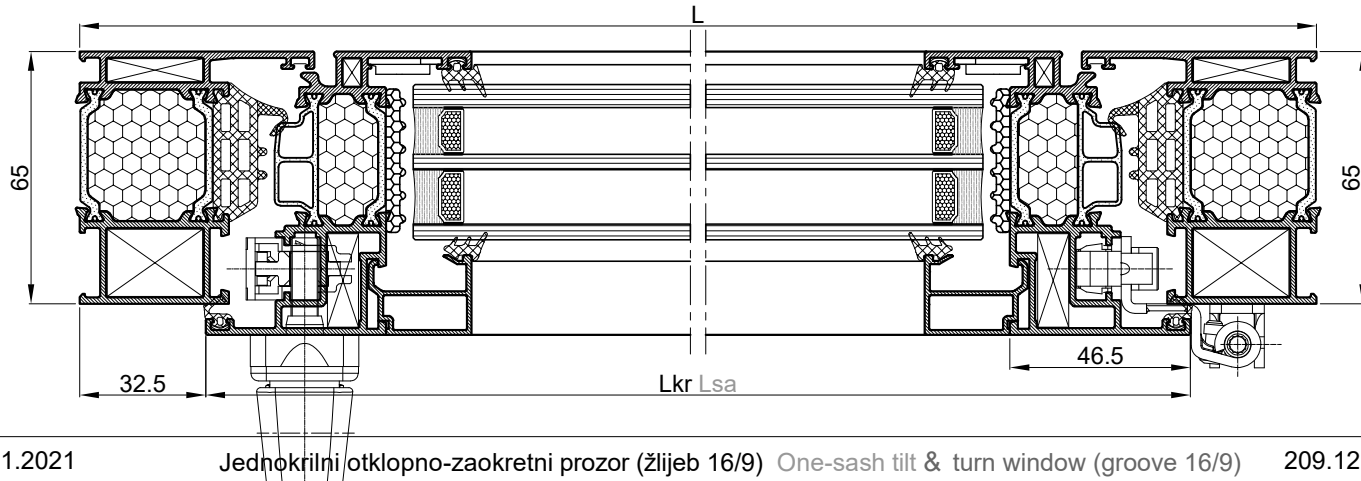
Ram Frame : FT-1400F

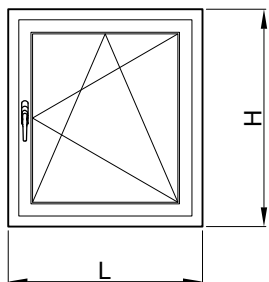
Krilo Sash: FT-1430F

(Profil krila sa ravnim vanjskim linijama)  
(Sash profile with straight outside lines)



PROFILI PROFILES			kom. pcs.	mjera dimension	kut pilanje sawing angle
FT-1400F	hor.okvira	hor.frame	2	L	45-45
FT-1400F	vert.okvira	vert.frame	2	H	45-45
FT-1430F	hor.krila	hor.sash	2	Lkr Lsa=L-65	45-45
FT-1430F	vert.krila	vert.sash	2	Hkr Hsa=H-65	45-45
Z40-666	hor.st.lajsna	hor.glazing bead	2	Lkr Lsa -93	90-90
Z40-666	vert.st.lajsna	vert.glazing bead	2	Hkr Hsa -137	90-90
Z40-657	okapnica	drip cap	1	Lkr Lsa -70	90-90
NC-1459	profil klizača	slide profile			90-90
<b>OKOVI HARDWARE</b>					kom. pcs.
710.556	kutna spojnica okvira	frame corner bracket	4		
710.588	kutna spojnica krila	sash corner bracket	4		
710.555	kutna spojnica okvira	frame corner bracket	4		
710.570	kutna spojnica krila	sash corner bracket	4		
731.010	kutna spojnica krila	sash corner bracket	4		
730.001	kutna spojnica krila	sash corner bracket	8		
730.002	kutna spojnica okvira	frame corner bracket	4		
UNI-JET D	DRY KIP (GU) - okov 16/9	DRY KIP (GU) - mech.16/9	1		
370.070	maska za drenažni otvor	drainage slot mask	2		
373.002	umetak profila okapnice	end insert for drip cap profile	2		
433.003	vijak 3.5x13 (DIN 7981) za Z40-657	screw 3.5x13 for Z40-657	~4		
<b>BRTVE GASKETS</b>				mjera dimension	kom. pcs.
334.008	srednja brtva (AM 2000)	central gasket (AM 2000)		2L+2H	
(337.003)	srednja brtva (Semperit)	central gasket (Semperit)		2L+2H	
321.006	brtva u krilu	sash gasket		2L+2H	
321.003	brtva prema staklu	glazing gasket		2L+2H	
311.002	brtva prema staklu	glazing gasket		2L+2H	
363.081	kutni umetak brtve	gasket corner	4		
<b>ISPUNA PO OPSEGU STAKLA INSULATION AROUND THE GLASS</b>				mjera dimension	kom. pcs.
340.450	Izolacijski umetak insulation		1	2L+2H	
<b>STAKLO GLASS</b>				mjera dimension	kom. pcs.
40mm			1	Lkr Lsa -107 x Hkr Hsa - 107	



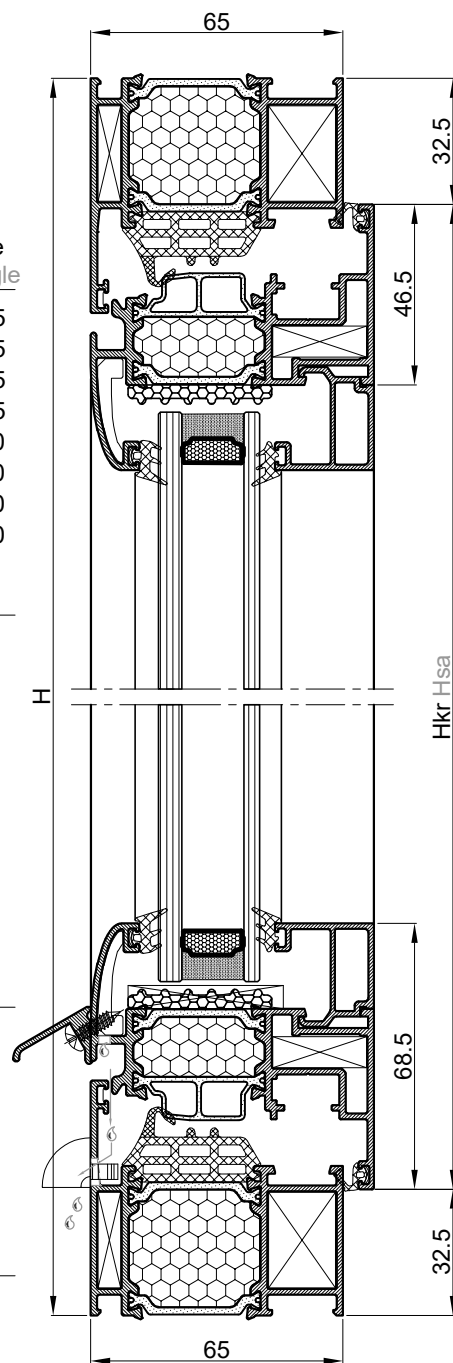


#### Rezna lista Cutting list

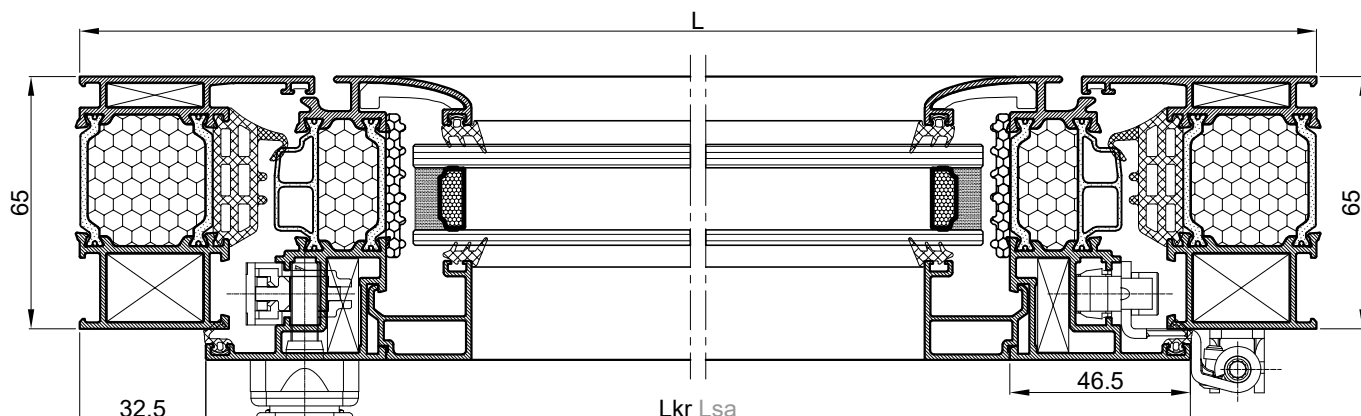
Ram Frame : FT-1400F

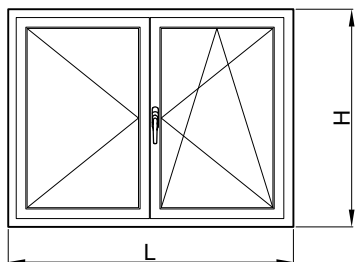
Krilo Sash: FT-1432F

(Profil krila sa zaobljenim vanjskim linijama)  
(Sash profile with rounded outside lines)



PROFILI PROFILES			kom. pcs.	mjera dimension	kut pilanje sawing angle
FT-1400F	hor.okvira	hor.frame	2	L	45-45
FT-1400F	vert.okvira	vert.frame	2	H	45-45
FT-1432F	hor.krila	hor.sash	2	Lkr Lsa=L-65	45-45
FT-1432F	vert.krila	vert.sash	2	Hkr Hsa=H-65	45-45
Z40-667	hor.st.lajsna	hor.glazing bead	2	Lkr Lsa -93	90-90
Z40-667	vert.st.lajsna	vert.glazing bead	2	Hkr Hsa -137	90-90
Z40-657	okapnica	drip cap	1	Lkr Lsa -70	90-90
NC-1459	profil klizača	slide profile			90-90
<b>OKOVI HARDWARE</b>					kom. pcs.
710.556	kutna spojnica okvira	frame corner bracket	4		
710.588	kutna spojnica krila	sash corner bracket	4		
710.555	kutna spojnica okvira	frame corner bracket	4		
730.004	kutna spojnica krila	sash corner bracket	4		
730.001	kutna spojnica krila	sash corner bracket	8		
730.002	kutna spojnica okvira	frame corner bracket	4		
UNI-JET D	DRY KIP (GU) - okov 16/9	DRY KIP (GU) - mech.16/9	1		
370.070	maska za drenažni otvor	drainage slot mask	2		
373.002	umetak profila okapnice	end insert for drip cap profile	2		
433.003	vijak 3.5x13 (DIN 7981) za Z40-657	screw 3.5x13 for Z40-657	~4		
<b>BRTVE GASKETS</b>				mjera dimension	kom. pcs.
334.008	srednja brtva (AM 2000)	central gasket (AM 2000)		2L+2H	
(337.003)	srednja brtva (Semperit)	central gasket (Semperit)		2L+2H	
321.006	brtva u krilu	sash gasket		2L+2H	
321.003	brtva prema staklu	glazing gasket		2L+2H	
311.002	brtva prema staklu	glazing gasket		2L+2H	
363.081	kutni umetak brtve	gasket corner	4		
<b>ISPUNA PO OPSEGU STAKLA INSULATION AROUND THE GLASS</b>				mjera dimension	kom. pcs.
340.450	Izolacijski umetak insulation		1	2L+2H	
<b>STAKLO GLASS</b>				mjera dimension	kom. pcs.
26mm (6+16+4)				Lkr Lsa -107 x Hkr Hsa - 107	1



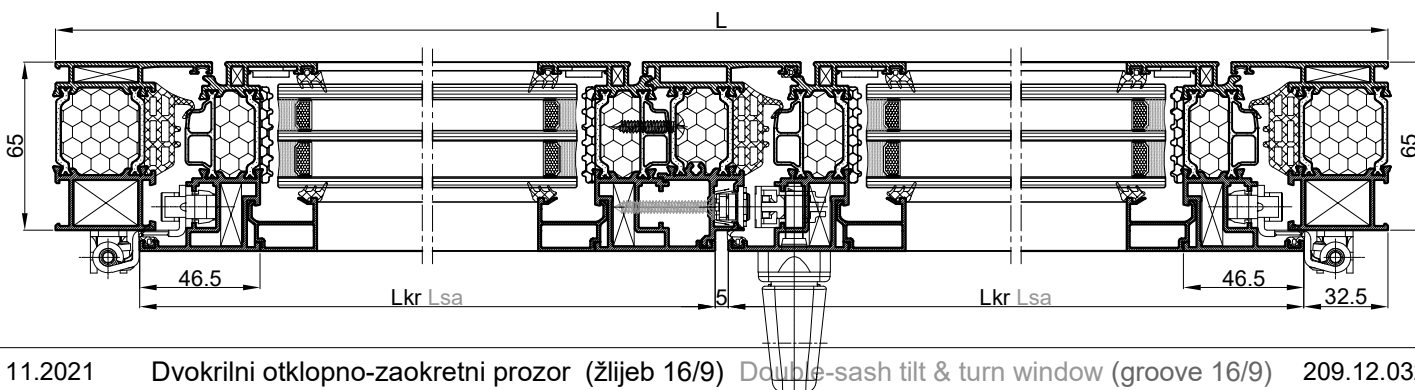
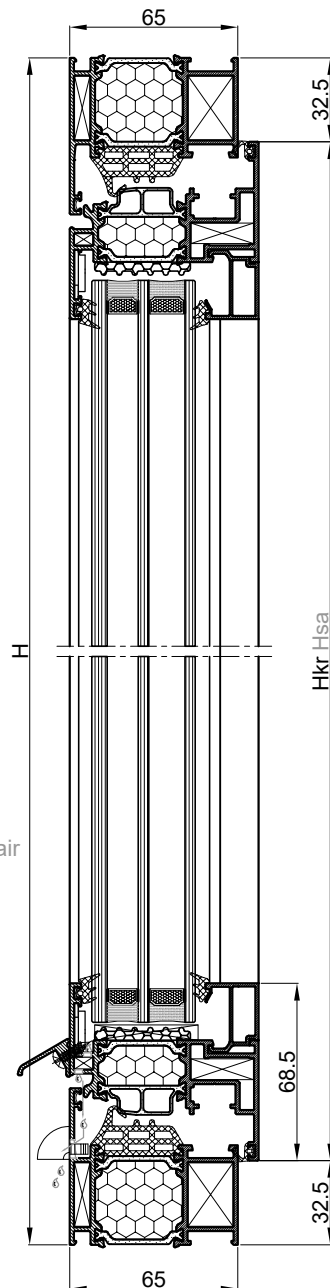


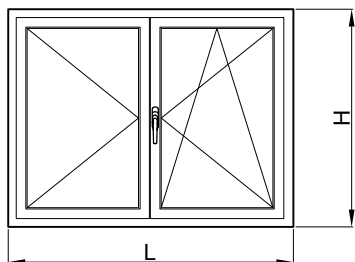
#### Rezna lista Cutting list

Ram Frame : FT-1400F  
 Krilo Sash: FT-1430F  
 Kombatuta Flying mullion: FT-1451F

(Profil krila sa ravnim vanjskim linijama)  
 (Sash profile with straight outside lines)

PROFILI PROFILES			kom. pcs.	mjera dimension	pilanje sawing angle
FT-1400F	hor.okvira	hor.frame	2	L	45-45
FT-1400F	vert.okvira	vert.frame	2	H	45-45
FT-1430F	hor.krila	hor.sash	4	$L_{kr} L_{sa} = (L-70)/2$	45-45
FT-1430F	vert.krila	vert.sash	4	$H_{kr} H_{sa} = H-65$	45-45
FT-1451F	profil za okretanje	flying mullion	1	Hkr Hsa -68	90-90
Z40-666	hor.staklo lajsna	hor.glazing bead	4	Lkr Lsa -93	90-90
Z40-666	vert.staklo lajsna	vert.glazing bead	4	Hkr Hsa -137	90-90
Z40-657	okapnica (glav.krilo)	drip cap (main sash)	1	Lkr Lsa -70	90-90
Z40-657	okapnica (pom.krilo)	drip cap (aux.sash)	1	$L = L_{kr} L_{sa} - 4$	90-90
NC-1459	profil klizača	slide profile	1		90-90
<b>OKOVI HARDWARE</b>					kom. pcs.
710.556	kutna spojnica okvira	frame corner bracket	4		
710.588	kutna spojnica krila	sash corner bracket	8		
710.555	kutna spojnica okvira	frame corner bracket	4		
710.570	kutna spojnica krila	sash corner bracket	8		
731.010	kutna spojnica krila	sash corner bracket	8		
730.001	kutna spojnica krila	sash corner bracket	16		
730.001	kutna spojnica okvira	frame corner bracket	4		
UNI-JET D	DRY KIP (GU) - okov 16/9	DRY KIP (GU) - mech. 16/9	1		
UNI-JET D	set za ključanje pomoćnog krila (GU)	auxiliary sash locking set (GU)	1		
370.070	maska za drenažni otvor	drainage hole mask	4		
363.083	umetak profila za okretanje FT-1451F	end insert for flying mullion profile FT-1451F	par/pair		
373.002	umetak profila okapnice	end insert for drip cap profile	4		
<b>BRTVE GASKETS</b>				mjera dimension	kom. pcs.
334.008	srednja brtva (AM 2000)	central gasket (AM 2000)		2L+3H	
(337.003)	srednja brtva (Semperit)	central gasket (Semperit)		2L+3H	
321.006	brtva u krilu	sash gasket		2L+3H	
327.002	brtva u kombatuti	flying mullion gasket		H	
321.003	brtva prema staklu	gasket to the glass		2L+4H	
311.002	brtva prema staklu	gasket to the glass		2L+4H	
363.081	kutni umetak brtve	gasket corner	4		
<b>ISPUNA PO OPSEGU STAKLA INSULATION AROUND THE GLASS</b>				mjera dimension	kom. pcs.
340.450	Izolacijski umetak	insulation	1	$4L_{kr} L_{sa} + 4H_{kr} H_{sa}$	
<b>STAKLO GLASS</b>				mjera dimension	kom. pcs.
40mm (6+12+4+14+4)			2	$L_{kr} L_{sa} - 107 \times H_{kr} H_{sa} - 107$	



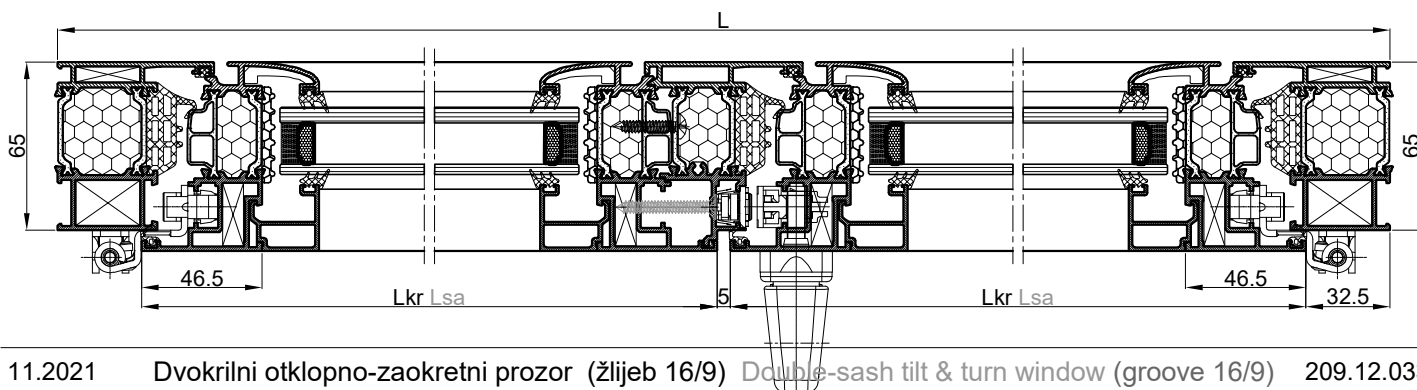
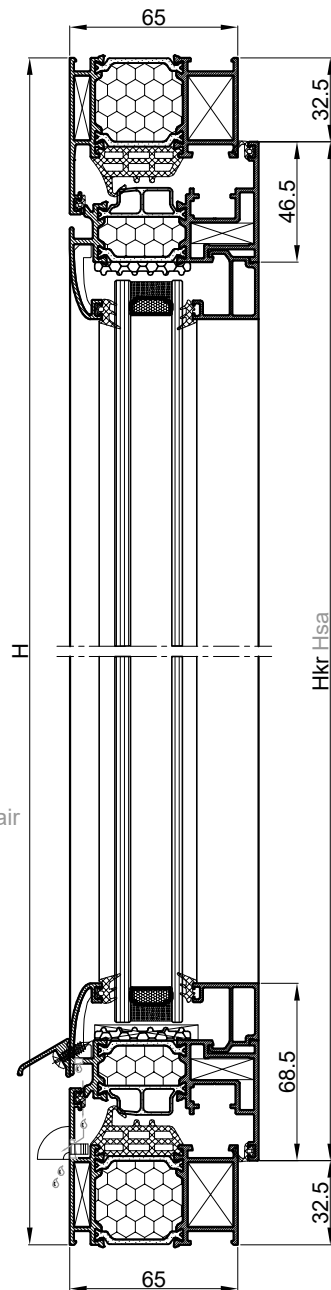


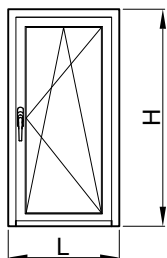
#### Rezna lista Cutting list

Ram Frame : FT-1400F  
 Krilo Sash: FT-1432F  
 Kombatuta Flying mullion: FT-1451F

(Profil krila sa zaobljenim vanjskim linijama)  
 (Sash profile with rounded outside lines)

PROFILI PROFILES			kom. pcs.	mjera dimension	pilanje sawing angle
FT-1400F	hor.okvira	hor.frame	2	L	45-45
FT-1400F	vert.okvira	vert.frame	2	H	45-45
FT-1432F	hor.krila	hor.sash	4	$L_{kr} L_{sa} = (L-70)/2$	45-45
FT-1432F	vert.krila	vert.sash	4	$H_{kr} H_{sa} = H-65$	45-45
FT-1451F	profil za okretanje	flying mullion	1	$H_{kr} H_{sa} - 68$	90-90
Z40-667	hor.staklo lajsna	hor.glazing bead	4	$L_{kr} L_{sa} - 93$	90-90
Z40-667	vert.staklo lajsna	vert.glazing bead	4	$H_{kr} H_{sa} - 137$	90-90
Z40-657	okapnica (glav.krilo)	drip cap (main sash)	1	$L_{kr} L_{sa} - 70$	90-90
Z40-657	okapnica (pom.krilo)	drip cap (aux.sash)	1	$L = L_{kr} L_{sa} - 4$	90-90
NC-1459	profil klizača	slide profile	1		90-90
<b>OKOVI HARDWARE</b>					kom. pcs.
710.556	kutna spojnica okvira	frame corner bracket	4		
710.588	kutna spojnica krila	sash corner bracket	8		
710.555	kutna spojnica okvira	frame corner bracket	4		
730.004	kutna spojnica krila	sash corner bracket	8		
730.001	kutna spojnica krila	sash corner bracket	16		
730.001	kutna spojnica okvira	frame corner bracket	4		
UNI-JET D	DRY KIP (GU) - okov 16/9	DRY KIP (GU) - mech. 16/9	1		
UNI-JET D	set za ključanje pomoćnog krila (GU)	auxiliary sash locking set (GU)	1		
370.070	maska za drenažni otvor	drainage hole mask	4		
363.082	umetak profila za okretanje FT-1451F	end insert for flying mullion profile FT-1451F	par/pair		
373.002	umetak profila okapnice	end insert for drip cap profile	4		
<b>BRTVE GASKETS</b>					kom. pcs.
334.008	srednja brtva (AM 2000)	central gasket (AM 2000)		2L+3H	
(337.003)	srednja brtva (Semperit)	central gasket (Semperit)		2L+3H	
321.006	brtva u krilu	sash gasket		2L+3H	
327.002	brtva u kombatuti	flying mullion gasket		H	
321.003	brtva prema staklu	gasket to the glass		2L+4H	
311.002	brtva prema staklu	gasket to the glass		2L+4H	
363.081	kutni umetak brtve	gasket corner	4		
<b>ISPUNA PO OPSEGU STAKLA INSULATION AROUND THE GLASS</b>					kom. pcs.
340.450	Izolacijski umetak	insulation	1	$4L_{kr} L_{sa} + 4H_{kr} H_{sa}$	
<b>STAKLO GLASS</b>					kom. pcs.
26mm (6+16+4)			2	$L_{kr} L_{sa} - 107 \times H_{kr} H_{sa} - 107$	

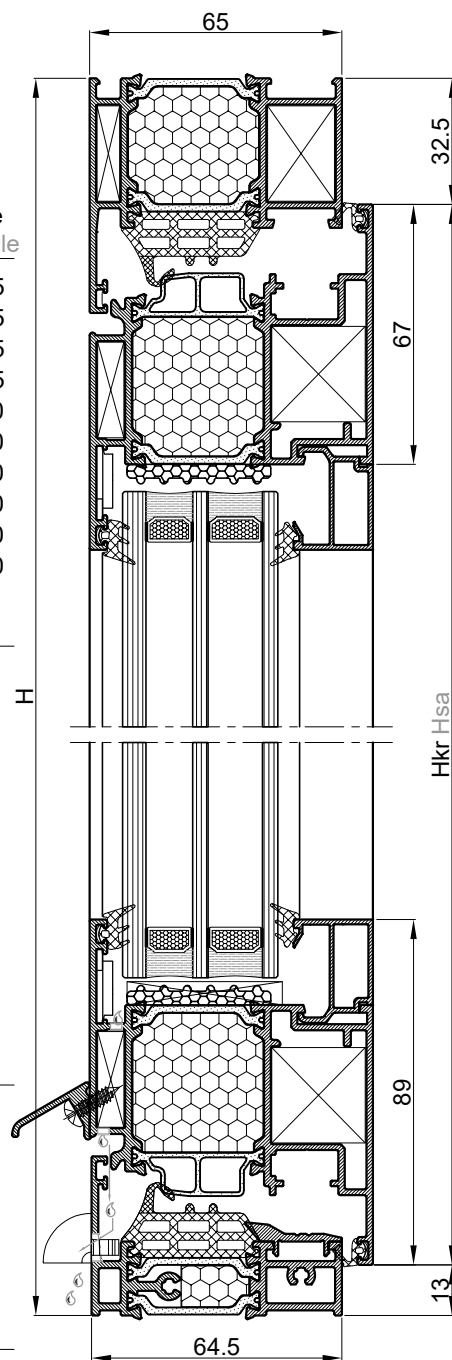




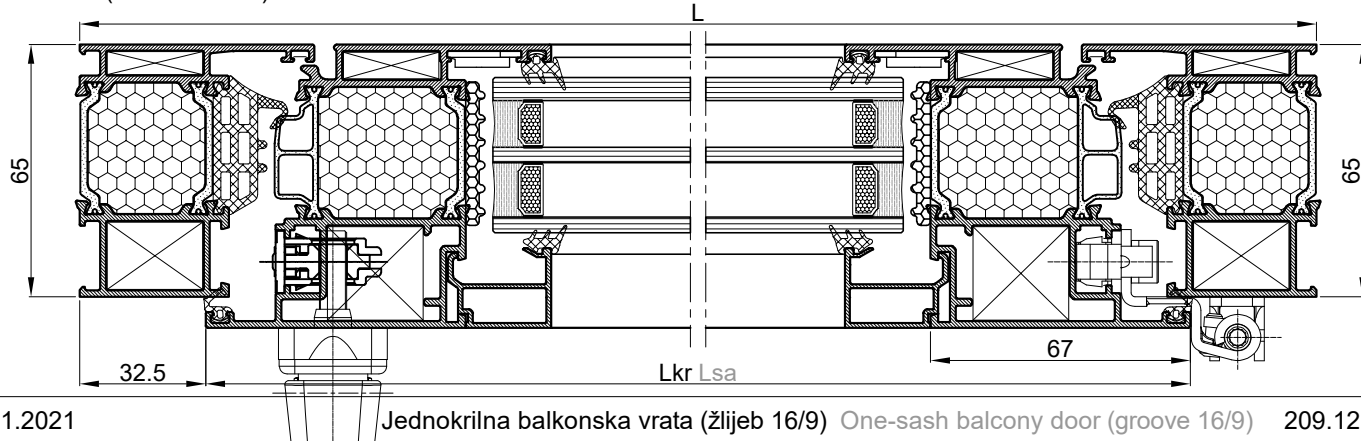
#### Rezna lista Cutting list

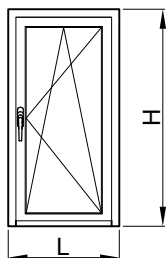
Ram Frame : FT-1400F  
 Krilo Sash: FT-1431F  
 Prag Threshold: FT-1460F

(Profil krila sa ravnim vanjskim linijama)  
 (Sash profile with straight outside lines)



PROFILI FILES			kom. pcs.	mjera dimension	kut pilanje sawing angle
FT-1400F	hor.okvira	hor.frame	1	L	45-45
FT-1400F	vert.okvira	vert.frame	2	H	45-45
FT-1431F	hor.krila	hor.sash	2	Lkr Lsa=L-65	45-45
FT-1431F	vert.krila	vert.sash	2	Hkr Hsa=H-45.5	45-45
FT-1460F	profil praga	threshold profile	1	L -69	90-90
F-1589	profil maska	mask profile	1	L -69	90-90
Z40-666	hor.st.lajsna	hor.glazing bead	2	Lkr Lsa -134	90-90
Z40-666	vert.st.lajsna	vert.glazing bead	2	Hkr Hsa -178	90-90
Z40-657	okapnica	drip cap	1	Lkr Lsa -70	90-90
NC-1459	profil klizača	slide profile			90-90
<b>OKOVI HARDWARE</b>					kom. pcs.
710.556	kutna spojnica okvira	frame corner bracket	4		
710.590	kutna spojnica krila	sash corner bracket	4		
710.555	kutna spojnica okvira	frame corner bracket	4		
710.157	kutna spojnica krila	sash corner bracket	4		
731.010	kutna spojnica krila	sash corner bracket	4		
730.001	kutna spojnica krila	sash corner bracket	8		
730.002	kutna spojnica okvira	frame corner bracket	4		
UNI-JET D	DRY KIP (GU) - okov 16/9	DRY KIP (GU) - mech.16/9	1		
370.070	maska za drenažni otvor	drainage slot mask	2		
373.002	umetak profila okapnice	end insert for drip cap profile	2		
433.020	vijak 3.9x25 (DIN 7981) za FT-1460F	screw 3.9x25 for FT-1460F	4		
433.003	vijak 3.5x13 (DIN 7981) za Z40-657	screw 3.5x13 for Z40-657	~4		
<b>BRTVE GASKETS</b>					kom. pcs.
334.008	srednja brtva (AM 2000)	central gasket (AM 2000)		2L+2H	
(337.003)	srednja brtva (Semperit)	central gasket (Semperit)		2L+2H	
321.006	brtva u krilu	sash gasket		2L+2H	
321.003	brtva prema staklu	glazing gasket		2L+2H	
311.002	brtva prema staklu	glazing gasket		2L+2H	
363.081	kutni umetak brtve	gasket corner	4		
<b>ISPUNA PO OPSEGU STAKLA INSULATION AROUND THE GLASS</b>					mjera dimension
340.450	Izolacijski umetak insulation		1	2L+2H	
<b>STAKLO GLASS</b>					kom. pcs.
40mm (6+12+4+14+4)				Lkr Lsa -148 x Hkr Hsa - 148	1



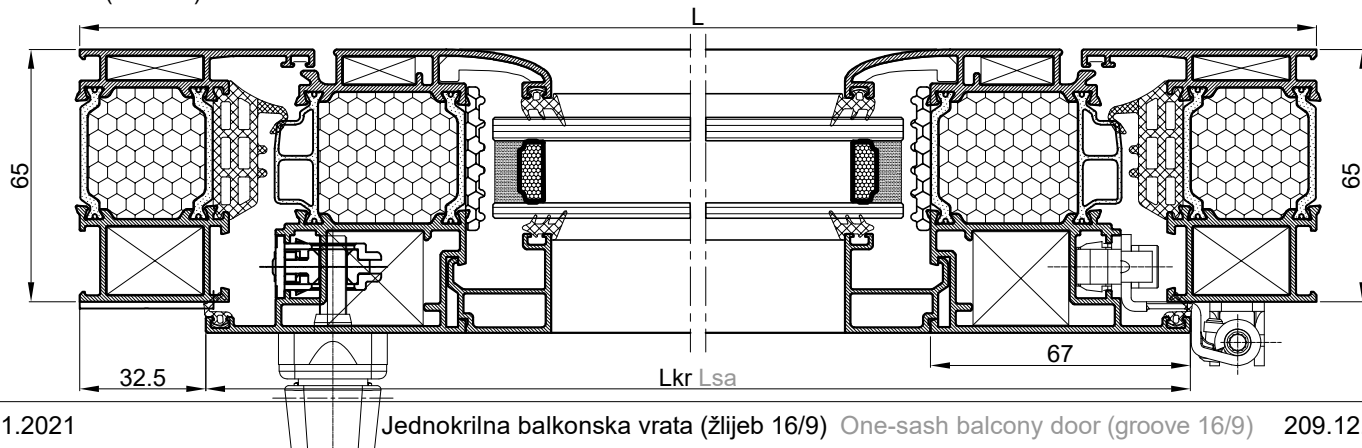
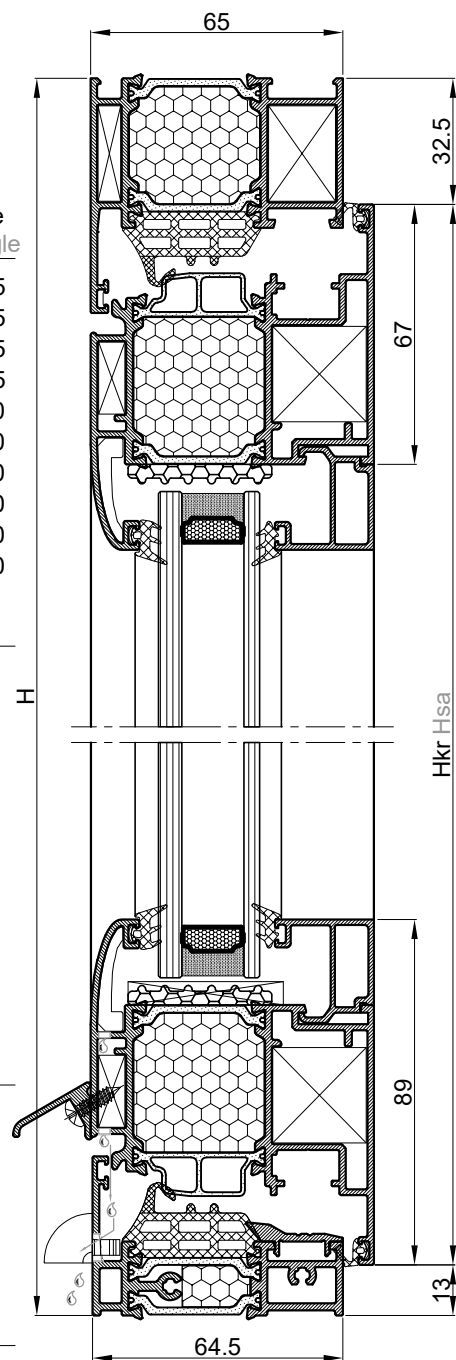


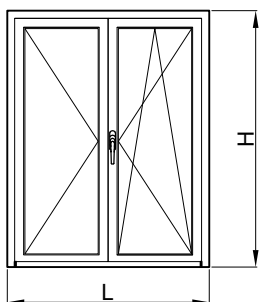
#### Rezna lista Cutting list

Ram Frame : FT-1400F  
Kriilo Sash: FT-1433F  
Prag Threshold: FT-1460F

(Profil krila sa ravnim vanjskim linijama)  
(Sash profile with straight outside lines)

PROFILI FILES			kom. pcs.	mjera dimension	kut pilanje sawing angle
FT-1400F	hor.okvira	hor.frame	1	L	45-45
FT-1400F	vert.okvira	vert.frame	2	H	45-45
FT-1433F	hor.krila	hor.sash	2	Lkr Lsa=L-65	45-45
FT-1433F	vert.krila	vert.sash	2	Hkr Hsa=H-45.5	45-45
FT-1460F	profil praga	threshold profile	1	L -69	90-90
F-1589	profil maska	mask profile	1	L -69	90-90
Z40-667	hor.st.lajsna	hor.glazing bead	2	Lkr Lsa -134	90-90
Z40-667	vert.st.lajsna	vert.glazing bead	2	Hkr Hsa -178	90-90
Z40-657	okapnica	drip cap	1	Lkr Lsa -70	90-90
NC-1459	profil klizača	slide profile			90-90
<b>OKOVI HARDWARE</b>					kom. pcs.
710.556	kutna spojnica okvira	frame corner bracket	4		
710.590	kutna spojnica krila	sash corner bracket	4		
710.555	kutna spojnica okvira	frame corner bracket	4		
710.129	kutna spojnica krila	sash corner bracket	4		
730.004	kutna spojnica krila	sash corner bracket	4		
730.001	kutna spojnica krila	sash corner bracket	8		
730.002	kutna spojnica okvira	frame corner bracket	4		
UNI-JET D	DRY KIP (GU) - okov 16/9	DRY KIP (GU) - mech.16/9	1		
370.070	maska za drenažni otvor	drainage slot mask	2		
373.002	umetak profila okapnice	end insert for drip cap profile	2		
433.020	vijak 3.9x25 (DIN 7981) za FT-1460F	screw 3.9x25 for FT-1460F	4		
433.003	vijak 3.5x13 (DIN 7981) za Z40-657	screw 3.5x13 for Z40-657	~4		
<b>BRTVE GASKETS</b>					kom. pcs.
334.008	srednja brtva (AM 2000)	central gasket (AM 2000)		2L+2H	
(337.003)	srednja brtva (Semperit)	central gasket (Semperit)		2L+2H	
321.006	brtva u krilu	sash gasket		2L+2H	
321.003	brtva prema staklu	glazing gasket		2L+2H	
311.002	brtva prema staklu	glazing gasket		2L+2H	
363.081	kutni umetak brtve	gasket corner	4		
<b>ISPUNA PO OPSEGU STAKLA INSULATION AROUND THE GLASS</b>					mjera dimension
340.450	Izolacijski umetak insulation		1	2L+2H	
<b>STAKLO GLASS</b>					mjera dimension
26mm (6+16+4)					kom. pcs.
Lkr Lsa -148 x Hkr Hsa - 148					1





#### Rezna lista Cutting list

Ram Frame : FT-1400F  
 Krilo Sash: FT-1431F  
 Kombatuta Flying mullion: FT-1451F  
 Prag Threshold : FT-1460F

(Profil krila sa ravnim vanjskim linijama)  
 (Sash profile with straight outside lines)

PROFILI PROFILES			kom. pcs.	mjera dimension	pilanje sawing angle
FT-1400F	hor.okvira	hor.frame	1	L	45-45
FT-1400F	vert.okvira	vert.frame	2	H	45-45
FT-1431F	hor.krila	hor.sash	4	$L_{kr} L_{sa} = (L-70)/2$	45-45
FT-1431F	vert.krila	vert.sash	4	$H_{kr} H_{sa} = H-45.5$	45-45
FT-1451F	profil za okretanje	flying mullion	1	Hkr Hsa -68	90-90
FT-1460F	profil praga	threshold profile	1	L-69	90-90
F-1589	profil maska	mask profile	1	L-69	90-90
Z40-666	hor.staklo lajsna	hor.glazing bead	4	$L_{kr} L_{sa} -134$	90-90
Z40-666	vert.staklo lajsna	vert.glazing bead	4	$H_{kr} H_{sa} -178$	90-90
Z40-657	okapnica (glav.krilo)	drip cap (main sash)	1	$L_{kr} L_{sa} -70$	90-90
Z40-657	okapnica (pom.krilo)	drip cap (aux.sash)	1	$L=L_{kr} L_{sa} -4$	90-90
NC-1459	profil klizača	slide profile	1		90-90

#### OKOVI HARDWARE

				kom. pcs.
710.556	kutna spojnica okvira	frame corner bracket		4
710.590	kutna spojnica krila	sash corner bracket		8
710.555	kutna spojnica okvira	frame corner bracket		4
710.157	kutna spojnica krila	sash corner bracket		8
731.010	kutna spojnica krila	sash corner bracket		8
730.001	kutna spojnica krila	sash corner bracket		16
730.002	kutna spojnica okvira	frame corner bracket		2
UNI-JET D	DRY KIP (GU) - okov 16/9	DRY KIP (GU) - mech. 16/9		1
UNI-JET D	set za ključanje pomoćnog krila (GU)	auxiliary sash locking set (GU)		1
370.070	maska za drenažni otvor	drainage hole mask		4
363.082	umetak profila za okretanje FT-1451F	end insert for flying mullion profile FT-1451F		par/pair
373.002	umetak profila okapnice	end insert for drip cap profile		4
433.020	vijak 3.9x25 (DIN 7981) za FT-1460F	screw 3.9x25 (DIN 7981) for FT-1460F		4

#### BRTVE GASKETS

			mjera dimension	kom. pcs.
334.008	srednja brtva (AM 2000)	central gasket (AM 2000)	2L+3H	
(337.003)	srednja brtva (Semperit)	central gasket (Semperit)	2L+3H	
321.006	brtva u krilu	sash gasket	2L+3H	
327.002	brtva u kombatuti	flying mullion gasket	H	
321.003	brtva prema staklu	gasket to the glass	2L+4H	
311.002	brtva prema staklu	gasket to the glass	2L+4H	
363.081	kutni umetak brtve	gasket corner		4

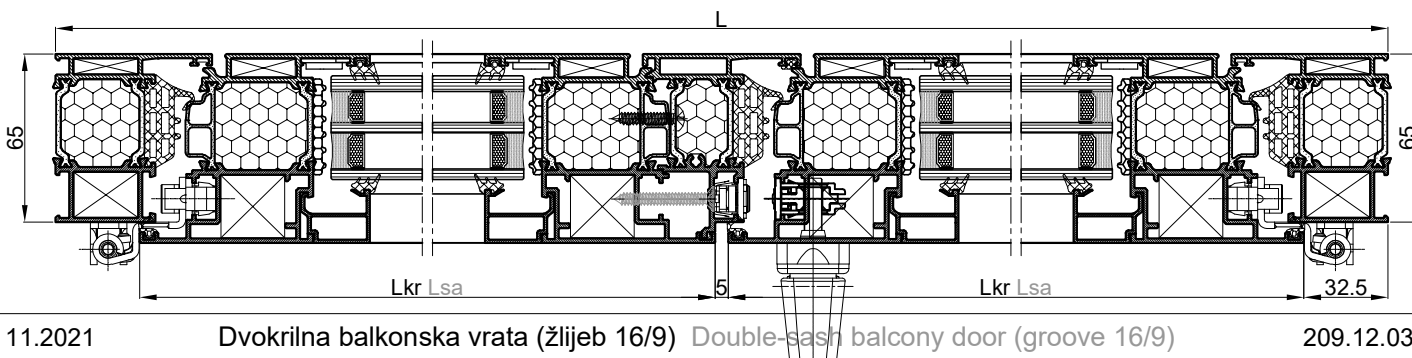
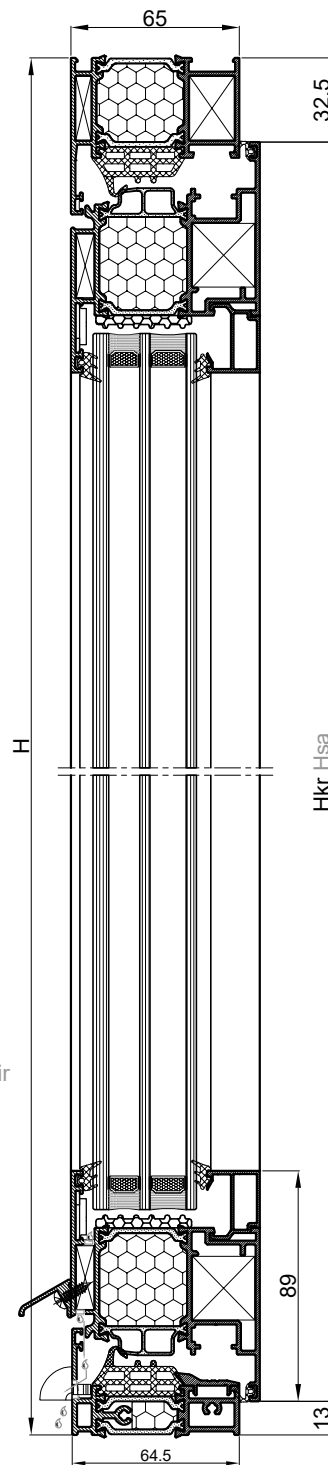
#### ISPUNA PO OPSEGU STAKLA

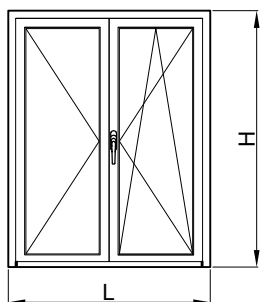
#### INSULATION AROUND THE GLASS

			mjera dimension	kom. pcs.
340.450	Izolacijski umetak	insulation	$4L_{kr} L_{sa} + 4H_{kr} H_{sa}$	1

#### STAKLO GLASS

			mjera dimension	kom. pcs.
40mm (6+12+4+14+4)			$L_{kr} L_{sa} -148 \times H_{kr} H_{sa} -148$	2





#### Rezna lista Cutting list

Ram Frame : FT-1400F  
 Krilo Sash: FT-1433F  
 Kombatuta Flying mullion: FT-1451F  
 Prag Threshold : FT-1460F

(Profil krila sa zaobljenim vanjskim linijama)  
 (Sash profile with rounded outside lines)

PROFILI PROFILES			kom. pcs.	mjera dimension	pilanje sawing angle
FT-1400F	hor.okvira	hor.frame	1	L	45-45
FT-1400F	vert.okvira	vert.frame	2	H	45-45
FT-1433F	hor.krila	hor.sash	4	$L_{kr} L_{sa} = (L-70)/2$	45-45
FT-1433F	vert.krila	vert.sash	4	$H_{kr} H_{sa} = H-45.5$	45-45
FT-1451F	profil za okretanje	flaying mullion	1	Hkr Hsa -68	90-90
FT-1460F	profil praga	threshold profile	1	L-69	90-90
F-1589	profil maska	mask profile	1	L-69	90-90
Z40-667	hor.staklo lajsna	hor.glazing bead	4	$L_{kr} L_{sa} -134$	90-90
Z40-667	vert.staklo lajsna	vert.glazing bead	4	$H_{kr} H_{sa} -178$	90-90
Z40-657	okapnica (glav.krilo)	drip cap (main sash)	1	$L_{kr} L_{sa} -70$	90-90
Z40-657	okapnica (pom.krilo)	drip cap (aux.sash)	1	$L=L_{kr} L_{sa} -4$	90-90
NC-1459	profil klizača	slide profile	1		90-90

#### OKOVI HARDWARE

				kom. pcs.
710.556	kutna spojnica okvira	frame corner bracket		4
710.590	kutna spojnica krila	sash corner bracket		8
710.555	kutna spojnica okvira	frame corner bracket		4
710.129	kutna spojnica krila	sash corner bracket		8
730.004	kutna spojnica krila	sash corner bracket		8
730.001	kutna spojnica krila	sash corner bracket		16
730.002	kutna spojnica okvira	frame corner bracket		2
UNI-JET D	DRY KIP (GU) - okov 16/9	DRY KIP (GU) - mech. 16/9		1
UNI-JET D	set za klučanje pomoćnog krila (GU)	auxiliary sash locking set (GU)		1
370.070	maska za drenažni otvor	drainage hole mask		4
363.082	umetak profila za okretanje FT-1451F	end insert for flying mullion profile FT-1451F		par/pair
373.002	umetak profila okapnice	end insert for drip cap profile		4
433.020	vijak 3.9x25 (DIN 7981) za FT-1460F	screw 3.9x25 (DIN 7981) for FT-1460F		4

#### BRTVE GASKETS

			mjera dimension	kom. pcs.
334.008	srednja brtva (AM 2000)	central gasket (AM 2000)	2L+3H	
(337.003)	srednja brtva (Semperit)	central gasket (Semperit)	2L+3H	
321.006	brtva u krilu	sash gasket	2L+3H	
327.002	brtva u kombatuti	flaying mullion gasket	H	
321.003	brtva prema staklu	gasket to the glass	2L+4H	
311.002	brtva prema staklu	gasket to the glass	2L+4H	
363.081	kutni umetak brtve	gasket corner		4

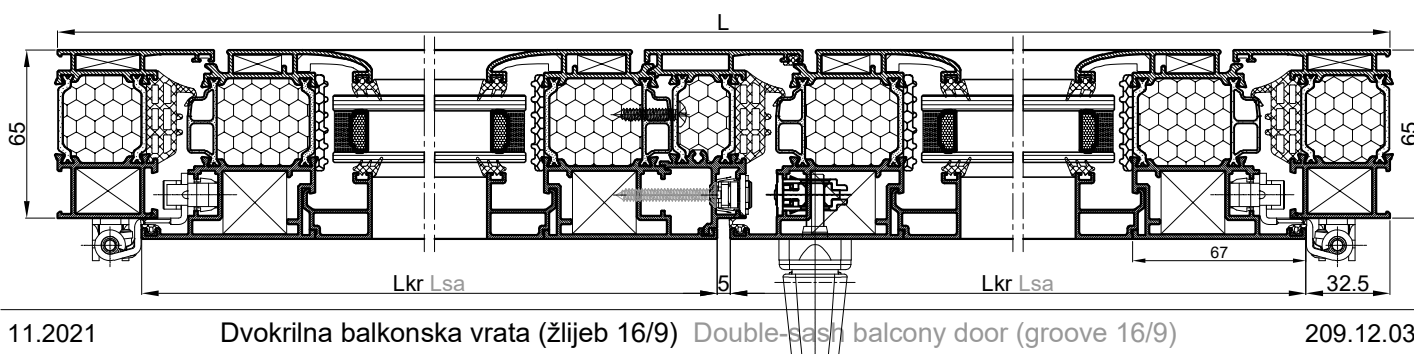
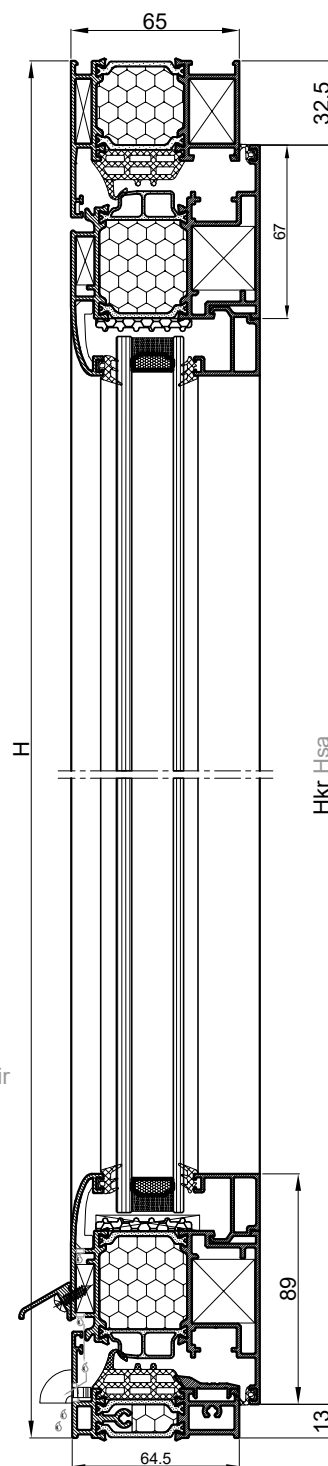
#### ISPUNA PO OPSEGU STAKLA

#### INSULATION AROUND THE GLASS

			mjera dimension	kom. pcs.
340.450	Izolacijski umetak	insulation	$4L_{kr} L_{sa} + 4H_{kr} H_{sa}$	1

#### STAKLO GLASS

			mjera dimension	kom. pcs.
26mm (6+16+4)			$L_{kr} L_{sa} -148 \times H_{kr} H_{sa} -148$	2





# FEAL

## TERMO 65 plus

Knjiga B / *Book B*  
Prosinac 2021. / *December 2021*

FEAL d.o.o.  
Trnska cesta 146  
88220 Široki Brijeg  
Bosna i Hercegovina  
Tel. +387 39 704-269; 705-807; 705-636  
Fax. +387 39 704-358  
info@feal.ba  
www.feal.ba