


FEAL



TERMO 85

PROZORI I VRATA
FENSTER UND TÜREN

Knjiga A / Buch A

SADRŽAJ-INHALTSÜBERSICHT

01	ZNAČAJKE SISTEMA	204.01.001-008
01	SERIEN INFORMATIONEN	204.01.001-008
02	ISPITIVANJA I CERTIFIKATI	204.02.001-020
02	PRÜFUNGEN UND ZERTIFIKATEN	204.02.001-020
03	PROFILI	204.03.001-064
03	PROFILE	204.03.001-064
04	PRIKAZ STAKLJENJA	204.04.001-008
04	ÜBERSICHT VERGLASUNG	204.04.001-008
05	PRESJECI	204.05.001-158
05	PROFILSCHNITTE	204.05.001-158

Značajke sistema

Serieninformationen

OPIS SISTEMA:

Sistem TERMO 85 se koristi za izradu prozora (otvaranje unutra i vani), vrata (otvaranje unutra i vani) i fiksnih stijena.

To je sistem profila sa prekinutim termičkim mostom, osnovne ugradbene dubine dovratnika 77 i 85 mm. Pored osnovne varijante dovratnika/krila sa ravnim linijama, moguće su izvedbe dovratnika/krila i sa zaobljenim vanjskim linijama.

Prekid termičkog mosta se postiže poliamidnim trakama širine 34 mm.

Radi dodatnog poboljšanja termičkih karakteristika profila, u komore profila se ugrađuju profilirani štapići od XPS -a (ekstrudirani polistiren - $\lambda=0.035 \text{ W/m}^2\text{K}$) i takvi profili dobivaju u nazivu slovo F.

Brtvljenje je izvedeno brtvama EPDM kvalitete.

Mogući tipovi otvaranja su: otklopno, zaokretno, zaokretno otvaranje vani, zaokretno oko srednje ose, otklopno-zaokretno, vrata sa otvaranjem prema unutra i vani.

Sistem je kompatibilan sa fasadnim sistemima 50FK/FS i 60K/S.

Mogućnost odabira profila sa žlijebom 16/13.

Okov koji se ugrađuje u sistem je standardni za eurožlijeb 15/20 i za žlijeb 16/13.

Karakteristike sistema:

-materijal.....	EN AW-6060
-max.masa krila.....	130 kg
-moguća debljina ispune.....	21-71 mm
-zrakopropusnost.....	EN 12207 (klasa 4)
-vodonepropusnost.....	EN 12208 (klasa 9A)
-zaštita od buke.....	DIN 4109 (Rw=37-50 dB)
-proračun U_w koeficijenta.....	DIN EN ISO 10077-2 ($\geq 1,1 \text{ W/m}^2\text{K}$)
-otpornost na udar vjetra.....	EN 12210 (klasa C4 /B4)
-materijal za brvljenje (EPDM).....	DIN 7863
-površinska obrada.....	DIN 17611
-kontrola kvalitete.....	DIN EN ISO 9001

SYSTEMDETAILS:

Das System TERMO 85 wird zur Herstellung von Fenstern (Innen- und Außenöffnung), Türen (Innen- und Außenöffnung) und festen Glaswänden eingesetzt.

Profile sind mit einer Wärmebrücke ausgeführt, die allgemeine Einbautiefe des Rahmen 77 und 85 mm, In addition to the basic variant of the frame/ Variante mit flachen Linien, Möglichkeit, Leistung Rahmen / Flügel mit den abgerundeten Außenlinien.

Eine Thermische Trennung wird mit Polyamidsteg erreicht 34 mm breite.

Um die thermischen Eigenschaften zu verbessern (Abnahme der Wärmeleitfähigkeit) werden in die Kammern der Profile Streifen aus extrudiertem Polystyrol (XPS) eingelegt. (extrudiertes Polystyrol- $\lambda=0.035 \text{ W/m}^2\text{K}$) und diese Profile erhalten den Namen F.

Die Flügel- und Rahmendichtung erfolgen mit EPDM-Dichtungen .

Mögliche Öffnungsarten: kipp, dreh, dreh mit auswärts öffnend, Fenster Öffnung um die horizontale und vertikale Achse, Drehkipp, Tur mit einwärts und auswärts öffnend.

System ist kompatibel mit Fassadensystemen 50FK/KS i 60K/S.

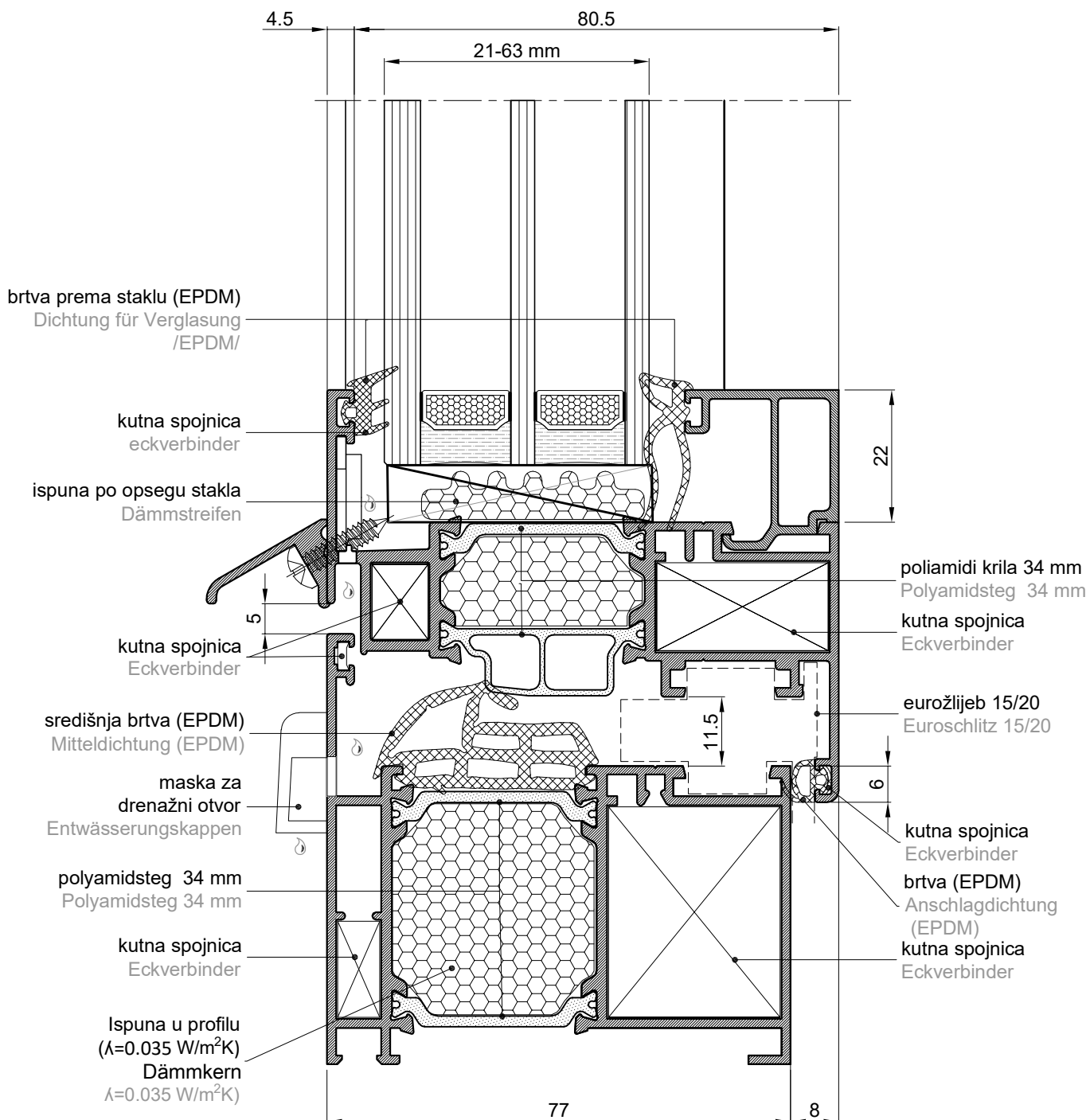
Auswahlmöglichkeit des Profils mit Nut 16/13

Die Beschläge, die in diesem System eingebaut werden, sind Standard für Euro Grove und Groove 16/13.

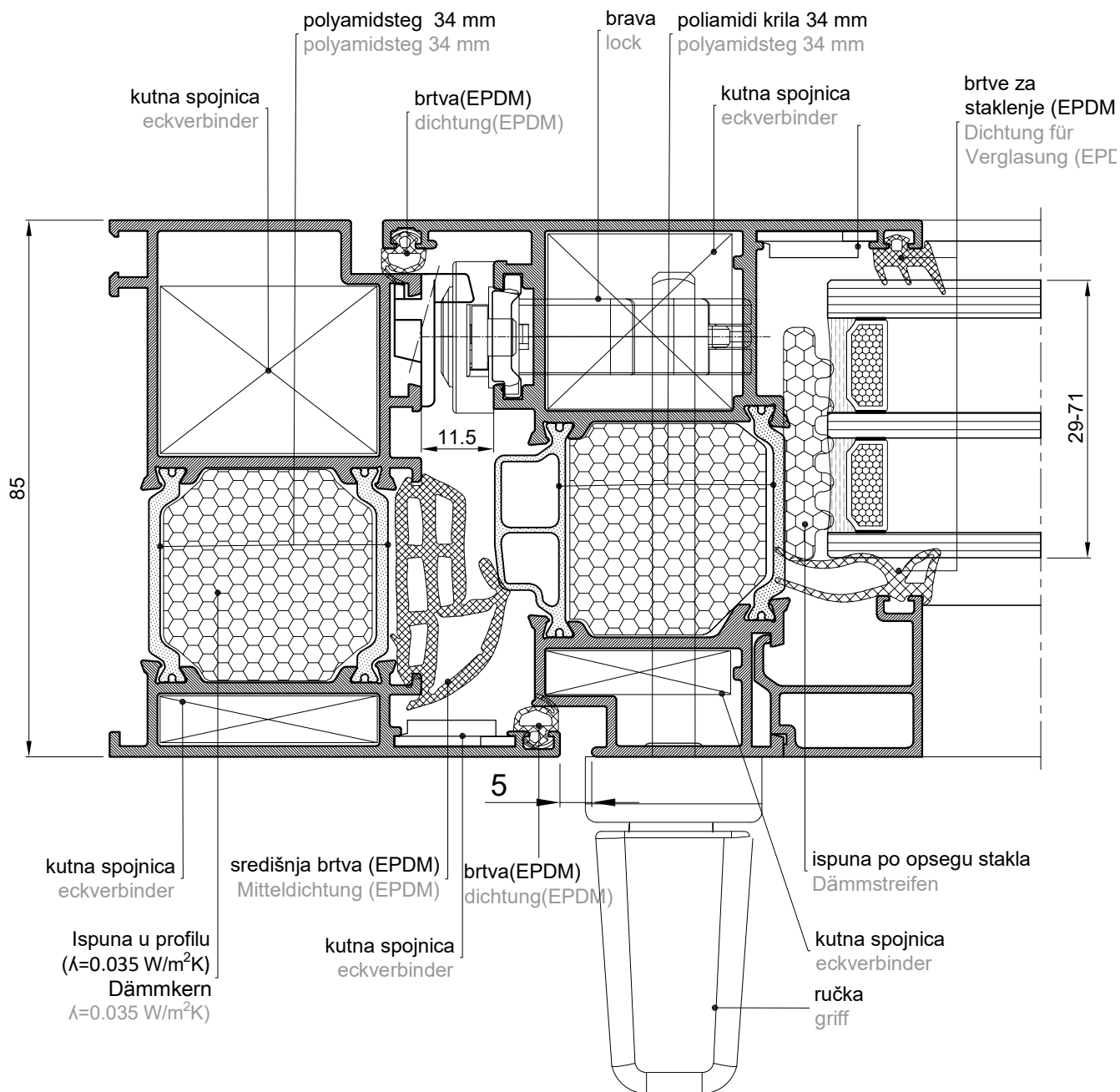
Serieninformationen:

-Material.....	EN AW-6060
-Max. Flügelgewicht.....	130 kg
-Möglichkeit der füllung.....	21-71 mm
-Luftdurchlässigkeit.....	EN 12207 (klasa 4)
-Schlagregendichtheit	EN 12208 (klasa 9A)
-Schallschutz.....	DIN 4109 (Rw=37-50 dB)
- U_w Berechnung.....	DIN EN ISO 10077-2 ($\geq 1,1 \text{ W/m}^2\text{K}$)
-Widerstandsfähigkeit gegen windlast.....	EN 12210 (klasa C4 /B4)
-Dichtungsmaterial (EPDM).....	DIN 7863
-Oberflächenbehandlung.....	DIN 17611
-Qualitätskontrolle.....	DIN EN ISO 9001

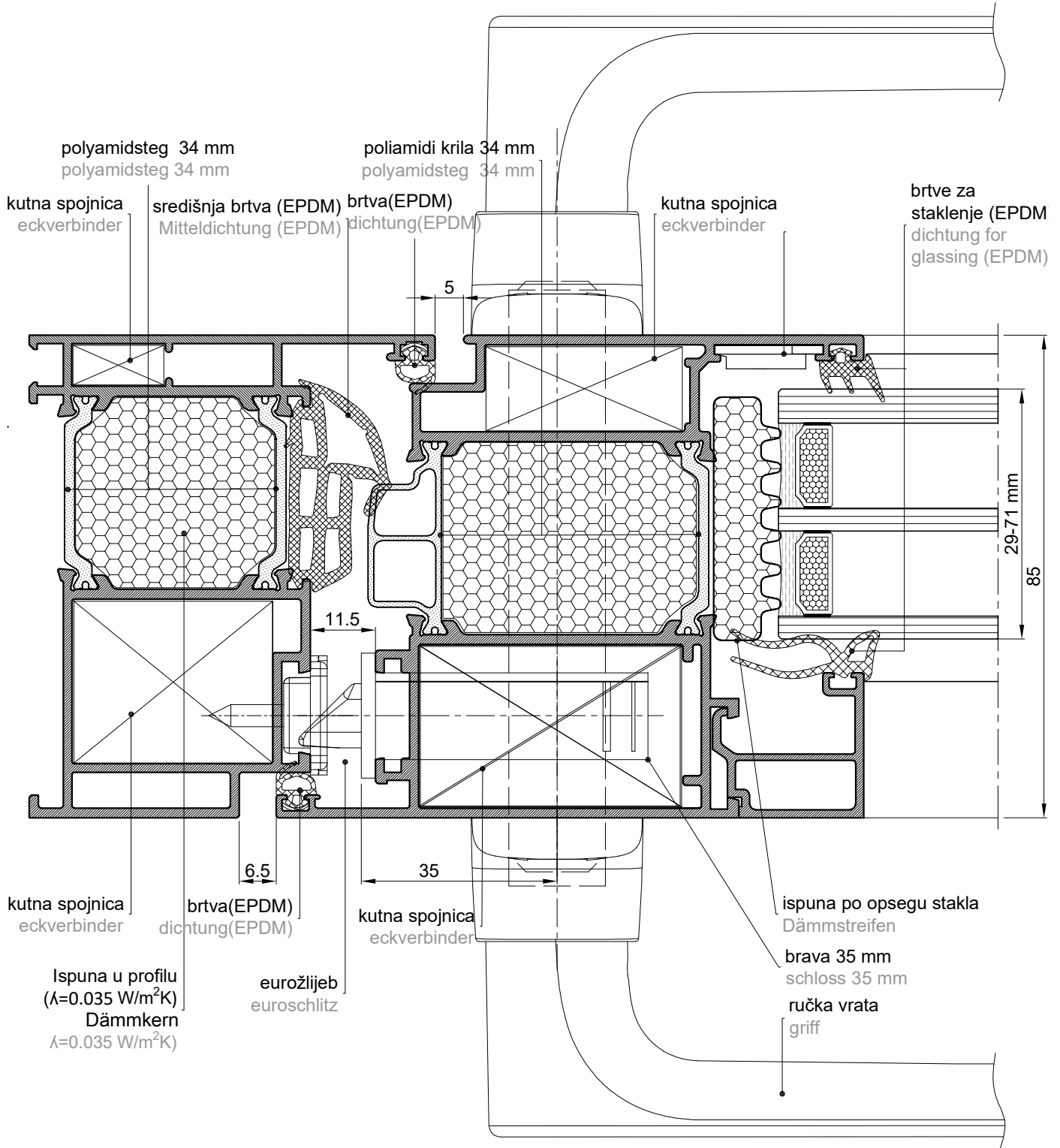
Sistem zaobljenih linija prozora *Abgerundetes Fenster Liniensystem*



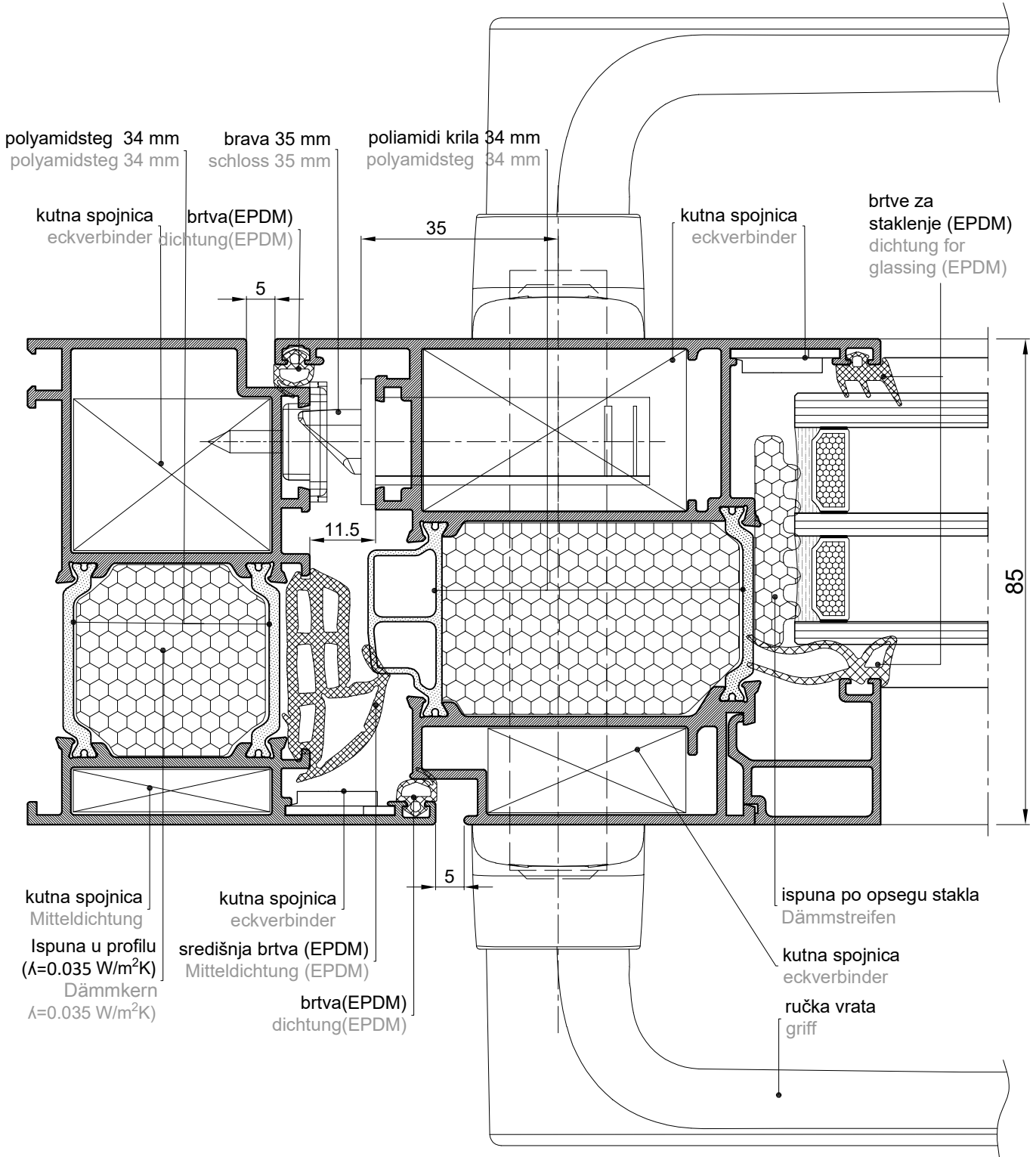
Sistem ravnih linija prozora System von geraden linie-Fenster



Sistem ravnih linija vrata System von geraden linie-Tür



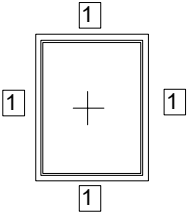
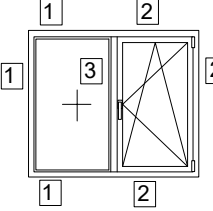
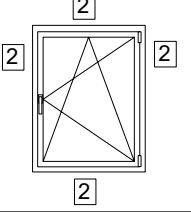
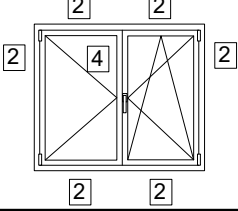
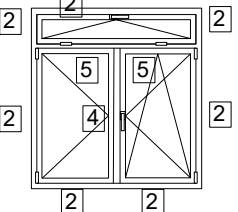
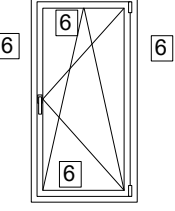
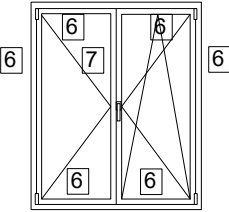
Sistem ravnih linija vrata System von geraden linie



Ispitivanja i certifikati

Prüfungen und Zertifikate

Vrsta ispitivanja Art der Prüfung	Jednokrilni i prozor Fenster 1-flügelig	Dvokrilni prozor Fenster 2-flügelig	Jed.prozor, otv. vani Fenster 1-flügelig, Auswärts öffnend	Prozor, otv. oko srednje vodor. ose Fenster, Öffnung um die horizontale Achse	Jed.balk.vr. Balkontür 1-flügelig	Dvo.balk. vrata Balkontür 2-flügelig	Jedokrilna vrata, otv.unutra Tür 1-flügelig Inwärts öffnend	Jedokrilna vrata, otv.vani Tür 1-flügelig Auswärts öffnend	Fiksna stijena Feste Aluminium wand	Ventus Kippfenster
Zrakopropusnost Luftdurchlässigkeit EN12207	class 4	class 4	class 4	class 4	class 4	class 4	class 4	class 4		class 4
Vodonepropusnost Schlagregendicht- heit EN 12208	E1500	9A	8A	9A	9A	8A	8A	E1200		E1500
Vjetronepropusnost Widerstandsfähigk- eitgegen windlast EN 12210	C5/B5	C4/B4	C4/B4	C4/B4	C3/B3	C4/B4	C4/B4	C4/B4		C5/B5
Buka Rw Schallschutz EN ISO 717-1	37-42 dB								50 dB	
Protuprovalnost Einbruchhemmung EN 1627	RC2, RC3	RC2			RC2				RC4	
Otpornost na istezanje, torziju... Widerstands auf Belastung, torsion...	+				+					
Pendtl test Schlagfestigkeitspr üfung EN 13049	4									
Protupožarnost Feuerwiderstandsp rührung DIN EN 1363-1									E60, t > 60 min	
Toplinska provodljivost prozora, u skladu s EN ISO 10077-1, je Uw=1.1 [W/m²K] Wärmeleitfähigkeit Fenster, in Übereinstimmung mit EN ISO 10077-1, ist Uw=1.1 [W/m²K]										

		Uf1 W/m2K	Uf2 W/m2K	Uf3 W/m2K	Uf4 W/m2K	Uf5 W/m2K	Uf6 W/m2K	Uf7 W/m2K	Ug W/m2K	Uw W/m2K
	-fiksno -fixed filed (1230x1480)	1,2 * 2,4							0,7 1,1	≥0,92 * ≥1,2 ≥1,2 * ≥1,5
	-otkl.-zao.s fiks. dijelom Dreh-Kipp mit Festverglasung- Fenster (1600x1480)	1,2 * 2,4	1,5 * 2,3	1,6 * 2,0					0,7 1,1	≥1,1 * ≥1,3 ≥1,3 * ≥1,6
	-otklopno -zaokretno Dreh-Kipp- Fenster (1230x1480)		1,5 * 2,3						0,7 1,1	≥1,1 * ≥1,3 ≥1,3 * ≥1,6
	-dvokrilno otklopno -zaokretno Stulpfenster (1600x1480)		1,5 * 2,3		1,6 * 2,1				0,7 1,1	≥1,1 * ≥1,4 ≥1,3 * ≥1,6
	-dvokrilno otkl. -zaok. s nadsvijetlom Stulpfenster mit Oberlicht fest (1600x1980)		1,5 * 2,3		1,6 * 2,1	1,6 * 2,1			0,7 1,1	≥1,2 * ≥1,4 ≥1,4 * ≥1,7
	-balkonska vrata -Balkontür (1100x2200)						1,4 * 2,4		0,7 1,1	≥1,0 * ≥1,4 ≥1,3 * ≥1,6
	-dvokrilna balkonska vrata -2 Teile Balkontür (1600x2200)						1,4 * 2,3	1,4 * 2,3	0,7 1,1	≥1,1 * ≥1,4 ≥1,3 * ≥1,7

* Uf i Uw izračuni bez XPS ispuna u profilima

* Uf i Uw Uf i Uw-Berechnungen ohne XPS-Isolation in den Profilen

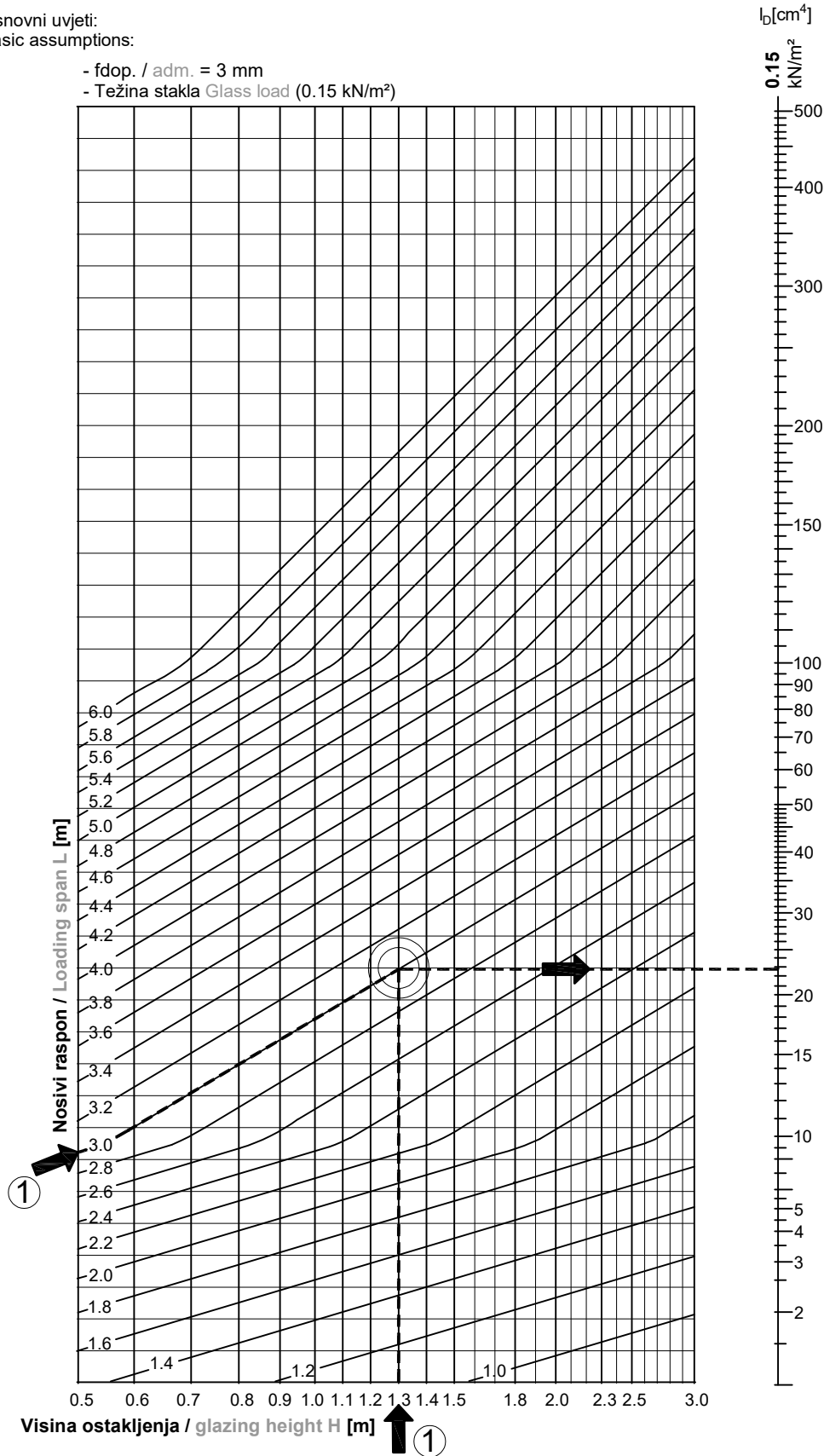
Proračun koeficijenta prolaza topline
Berechnung des
Wärmeübergangskoeffizienten
<http://termika.feal.ba/>



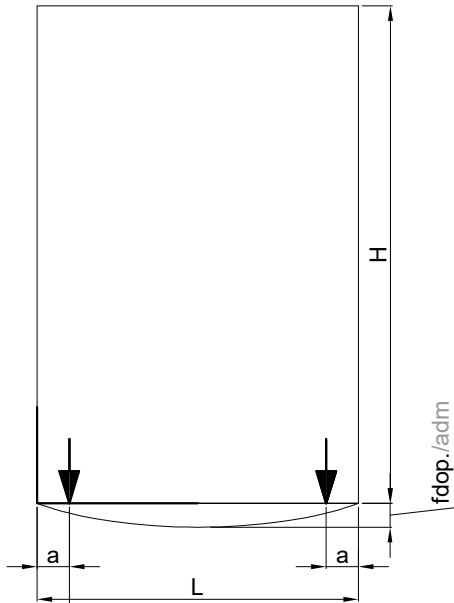
Statički dijagram težina stakla Strukturdiagramm Glasbelastung

Osnovni uvjeti:
Basic assumptions:

- fdop. / adm. = 3 mm
- Težina stakla Glass load (0.15 kN/m²)



Statički dijagram težina stakla Strukturdiagramm Glasbelastung



1. Ulazni podaci / Input data:

Širina raspona / Load span:

L = 3.00 m

Visina ostakljenja / Glazing height:

H = 1.30 m

Debljina ostakljenja / Glazing thickness:

D = 20 mm*

* uzima se u obzir samo debljina staklenih ploha
* only glass pane thickness is calculated

2. Određivanje potrebnog momenta I_y pod jediničnim opt. 0.15 kN/m² Determination of required moment I_y under unit load 0.15 kN/m²

za / for q_s 0.15 kN/m²

$I_{y0.15} = 23 \text{ cm}^4$ (① dijagram / diagram)

3. Određivanje potrebnog momenta I_x pod opterećenjem na objektu Determination of required moment I_x under load on the building

Debljina stakla Glass thickness D=20 mm ==>> K=3.33

Potrebni / required $I_y = K_{20} \cdot I_{y0.15} = (3.33) \cdot 23 \text{ cm}^4 = 77 \text{ cm}^4$



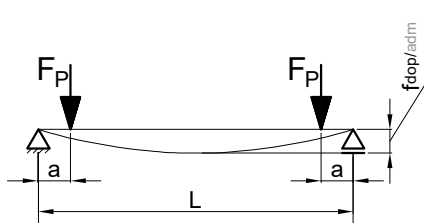
Vlastita težina profila nije uzeta u opterećenje !
The dead weight of the profile is not considered !

4. Odabrati profil iz tablice Select the profile from the table

Statičke jednadžbe

Structural formulas

Nosač na dva oslonca / Beam on 2 supports



a = 150 mm fiksno / fixed

$$F = \frac{H \cdot L}{2} \cdot q_s$$

$$I_y = \frac{F \cdot a}{24 \cdot E \cdot \text{fdop} / \text{adm}} \cdot (3 \cdot L^2 - 4 a^2)$$

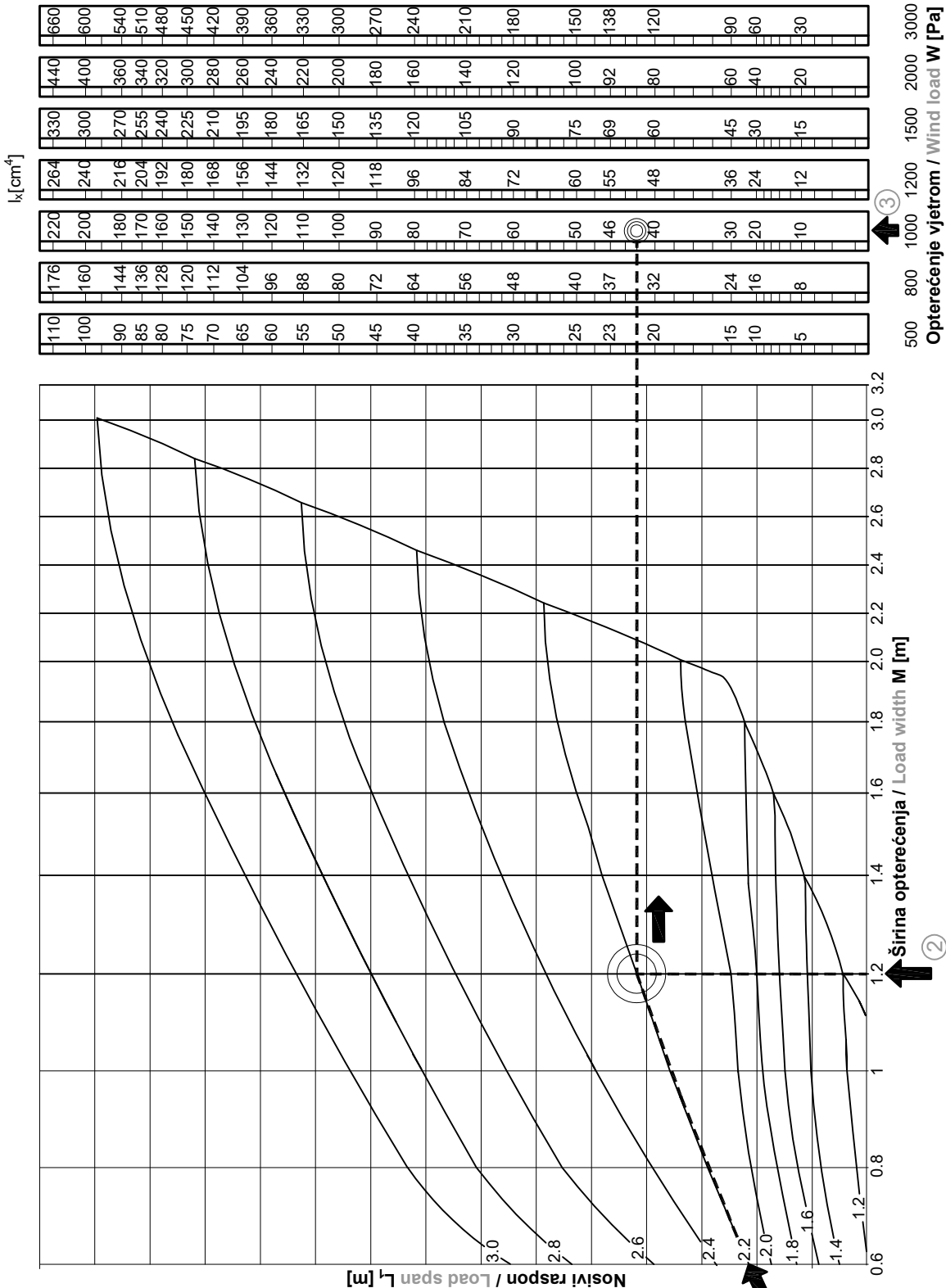
I_y (cm⁴) = Moment inercije / Moment of inertia
 F_p (kN) = Pojedinačno opterećenje / Single load
 a (cm) = Udaljenost oslonca / Support distance
 H (cm) = Visina stakla / Pane height
 L (cm) = Širina raspona / Load span
 q_s (kN/cm²) = Težina stakla / Glass weight
 fdop. / adm. (cm) = dop.progib / adm. deflection

Tablica 1. Težina stakla
Table 1. Glass weight

Koeficijent K Coefficient K	1	1.33	1.66	2	2.33	2.66	3	3.33	3.66	4	4.33	4.66	5	5.33	5.66	6	6.33	6.66	7	7.33	7.66	8
kN/m ²	0.15	0.20	0.25	0.30	0.35	0.40	0.45	0.50	0.55	0.60	0.65	0.70	0.80	0.85	0.90	0.95	1.00	1.05	1.10	1.15	1.20	1.25
kg/m ²	15	20	25	30	35	40	45	50	55	60	65	70	80	85	90	95	100	105	110	115	120	125
Deblj. stakla (mm) D Glass thick. (mm) D	6	8	10	12	14	16	18	20	22	24	26	28	30	32	34	36	38	40	42	44	46	48



Statički dijagram -opterećenje vjetrom Strukturdiagramm der Windlast Trokutasto i trapezoidno opterećenje Dreieckige und trapezförmige Belastung



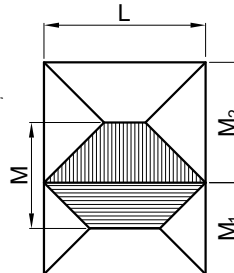
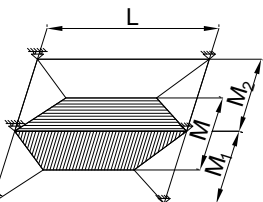
Opterećenje vjetrom / Wind load W [Pa]

Pa(N/m ²)	400	500	600	700	800	900	1000	1100	1200	1400	1500	1600	1800	2000	2200	2400	3000
kPa(kN/m ²)	0.4	0.5	0.6	0.7	0.8	0.9	1.0	1.1	1.2	1.4	1.5	1.6	1.8	2.0	2.2	2.4	3.0
km/h	89.6	100.1	109.7	118.5	126.7	134.4	141.6	148.5	155.1	167.7	173.5	179.1	190.0	200.3	210.1	219.4	245.3
m/s	24.9	27.8	30.5	32.9	35.2	37.3	39.3	41.3	43.1	46.5	48.2	49.8	52.8	55.6	58.4	60.9	68.1

Osnovni uvjeti
Basic assumptions:
fdop. / adm. = L / 200

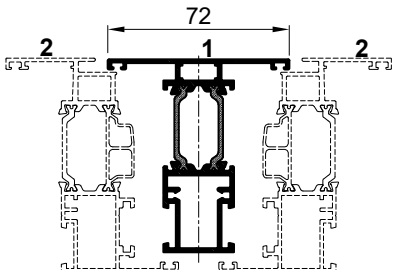
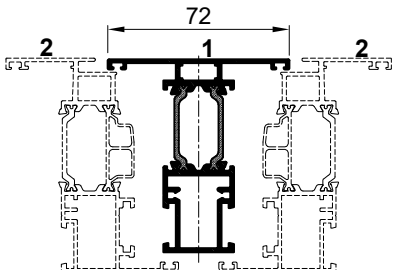
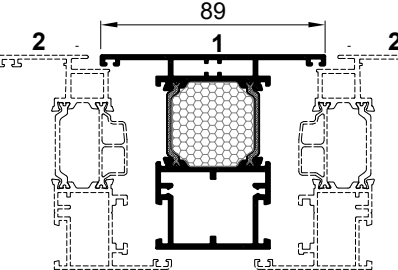
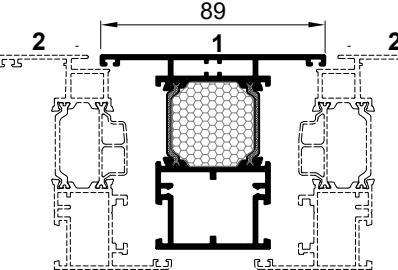
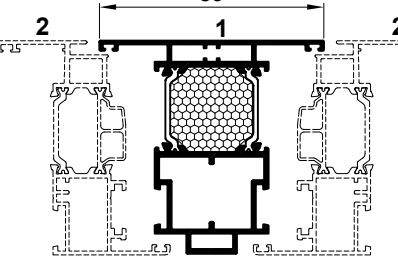
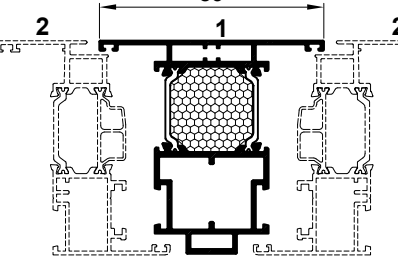
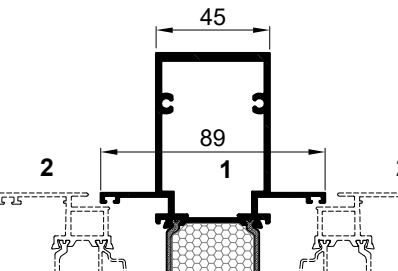
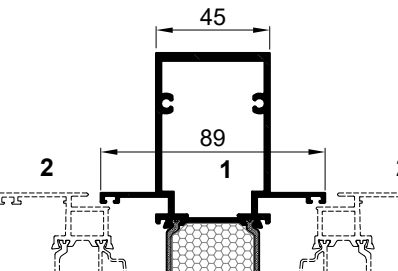
Trapezoidno
opterećenje

Trapezoidal load
 $M = (M_1 + M_2) / 2$



Primjer 1 / Example 1:
① Nosivi raspon / Load span: L= 2.20 m
② Širina opterećenja / Load width: M ₁ = 1,0 m M ₂ = 1,4 m M=(M ₁ +M ₂)/2=1,2 m
③ Tlak vjetra* / Wind pressure* = 1000 Pa
Rezultat/ Result
Potrebni ix / Required ix = 42 cm ²
Odaberi odgovarajući profil iz tablice profila / Select the profile from the profile table

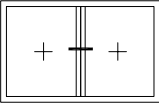
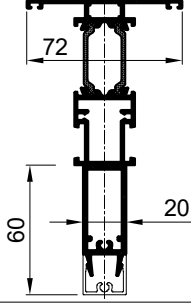
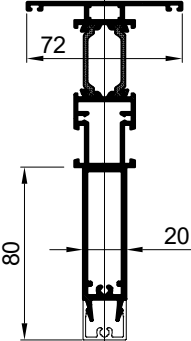
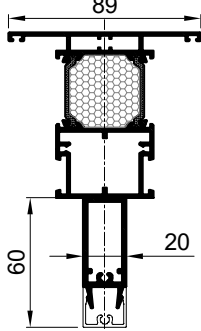
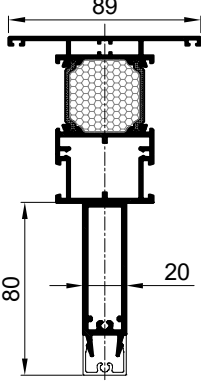
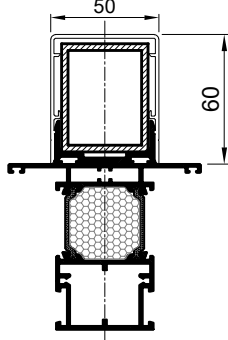
Vrijednosti momenta inercije
Werte der Trägheitsmomente

Tip otvaranja Öffnungsarten	Izgled Übersicht	Profili Profile 1+2	I_x (cm ⁴)	Profili Profile 2+1+2	I_x (cm ⁴)
		FT-0205H+FT-0295H	61.23	FT-0295H+FT-0205H+FT-0295H	95.46
		FT-0205H+FT-0203H	61.09	FT-0203H+FT-0205H+FT-0203H	95.18
		FT-0205H+FT-0221H	62.58	FT-0221H+FT-0205H+FT-0221H	61.09
		FT-0205H+FT-0204H	74.73	FT-0204H+FT-0205H+FT-0204H	122.46
		FT-0205H+FT-0230H	76.76	FT-0230H+FT-0205H+FT-0230H	126.52
		FT-0205H+FT-0218H	84.25	FT-0218H+FT-0205H+FT-0218H	141.5
		FT-0205H+FT-0247H	85.71	FT-0247H+FT-0205H+FT-0247H	144.42
		FT-0205H+FT-0275H	81.81	FT-0275H+FT-0205H+FT-0275H	136.62
		FT-0205H+FT-0291H	84.31	FT-0291H+FT-0205H+FT-0291H	141.62
		FT-0205H+FT-1615H	79.04	FT-1615H+FT-0205H+FT-1615H	131.08
		FT-0206H+FT-0295H	69.1	FT-0295H+FT-0206H+FT-0295H	103.33
		FT-0206H+FT-0203H	68.96	FT-0203H+FT-0206H+FT-0203H	103.05
		FT-0206H+FT-0221H	70.45	FT-0221H+FT-0206H+FT-0221H	106.03
		FT-0206H+FT-0204H	82.6	FT-0204H+FT-0206H+FT-0204H	130.33
		FT-0206H+FT-0230H	84.63	FT-0230H+FT-0206H+FT-0230H	134.39
		FT-0206H+FT-0218H	92.12	FT-0218H+FT-0206H+FT-0218H	149.37
		FT-0206H+FT-0247H	93.58	FT-0247H+FT-0206H+FT-0247H	152.29
		FT-0206H+FT-0275H	89.68	FT-0275H+FT-0206H+FT-0275H	144.49
		FT-0206H+FT-0291H	92.18	FT-0291H+FT-0206H+FT-0291H	149.49
		FT-0206H+FT-1615H	86.91	FT-1615H+FT-0206H+FT-1615H	138.95
		FT-0276H+FT-0295H	78.47	FT-0295H+FT-0276H+FT-0295H	112.7
		FT-0276H+FT-0203H	78.33	FT-0203H+FT-0276H+FT-0203H	112.42
		FT-0276H+FT-0221H	79.82	FT-0221H+FT-0276H+FT-0221H	115.4
		FT-0276H+FT-0204H	91.97	FT-0204H+FT-0276H+FT-0204H	139.7
		FT-0276H+FT-0230H	94	FT-0230H+FT-0276H+FT-0230H	143.76
		FT-0276H+FT-0218H	101.49	FT-0218H+FT-0276H+FT-0218H	158.74
		FT-0276H+FT-0247H	102.95	FT-0247H+FT-0276H+FT-0247H	161.66
		FT-0276H+FT-0275H	99.05	FT-0275H+FT-0276H+FT-0275H	153.86
		FT-0276H+FT-0291H	101.55	FT-0291H+FT-0276H+FT-0291H	158.86
		FT-0276H+FT-1615H	96.28	FT-1615H+FT-0276H+FT-1615H	148.32
		FT-0209H+FT-0295H	167.56	FT-0295H+FT-0209H+FT-0295H	201.79
		FT-0209H+FT-0203H	167.42	FT-0203H+FT-0209H+FT-0203H	201.51
		FT-0209H+FT-0221H	168.91	FT-0221H+FT-0209H+FT-0221H	204.49
		FT-0209H+FT-0204H	181.06	FT-0204H+FT-0209H+FT-0204H	228.79
		FT-0209H+FT-0230H	183.09	FT-0230H+FT-0209H+FT-0230H	232.85
		FT-0209H+FT-0218H	190.58	FT-0218H+FT-0209H+FT-0218H	247.83
		FT-0209H+FT-0247H	192.04	FT-0247H+FT-0209H+FT-0247H	250.75
		FT-0209H+FT-0275H	188.14	FT-0275H+FT-0209H+FT-0275H	242.85
		FT-0209H+FT-0291H	190.64	FT-0291H+FT-0209H+FT-0291H	247.95
		FT-0209H+FT-1615H	185.37	FT-1615H+FT-0209H+FT-1615H	237.41

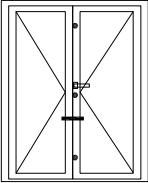
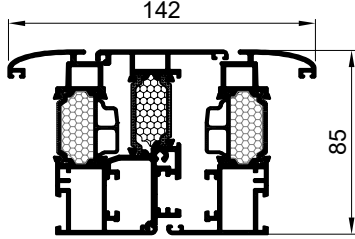
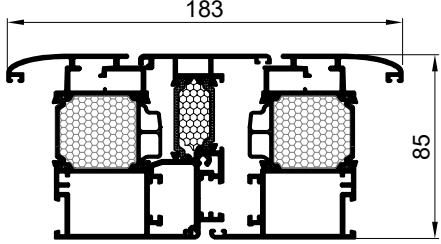
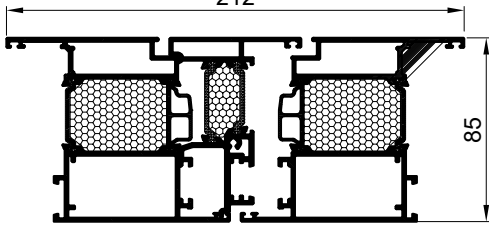
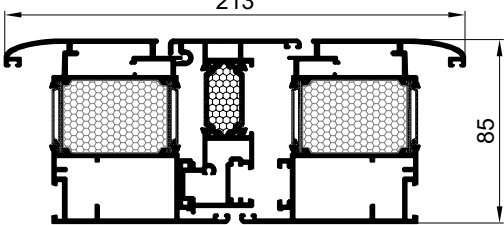
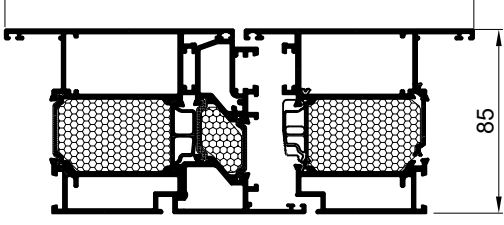
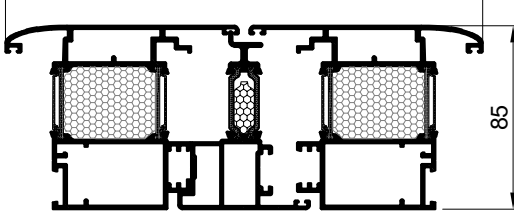
* Preduvjet: minimalno tri točke ključanja, s maksimalnim međusobnim razmakom 800 mm

* Precondition: min. 3 locking points, with max. distance between locking points 800 mm

Vrijednosti momenta inercije
Werte der Trägheitsmomente

Tip otvaranja Öffnungsarten	Izgled Übersicht	Profili Profile	Ix (cm ⁴)
		FT-0205H i F-1634	101.35
		FT-0205H i NP-4183	150.27
		FT-0206H i F-1634	114.24
		FT-0206H i NP-4183	167.82
		FT-0206H i čelični profil 50x40x3	220.7

Vrijednosti momenta inercije Werte der Trägheitsmomente

Tip otvaranja Öffnungsarten	Izgled Übersicht	Profili Profile	Ix (cm ⁴)
		(FT-0203H i FT-0286H) + FT-0203H	96.26
		(FT-0204H i FT-0286H) + FT-0204H	124.41
		(FT-0275H i FT-0277H) + FT-0275H	138.52
		(FT-0218H i FT-0211/AH) + FT-0218H	146.54
		(FT-0279H i FT-0281H) + FT-0279H	146.17
		(FT-0219H i FT-0213/AH) + FT-0219H	142.91

PREPORUKE ZA ODABIR PROFILA KRILA OVISNO O VELIČINI KRILA

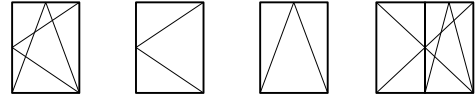
EMPFEHLUNGEN ZUR AUSWAHL DES FLÜGELPROFILS IN ABHÄNGIGKEIT DER FLÜGELGRÖSSE

Grupa A - profili krila za prozore

Grupa B - profili krila za prozore i balkonska vrata

Gruppe A - Flügelprofile für Fenster

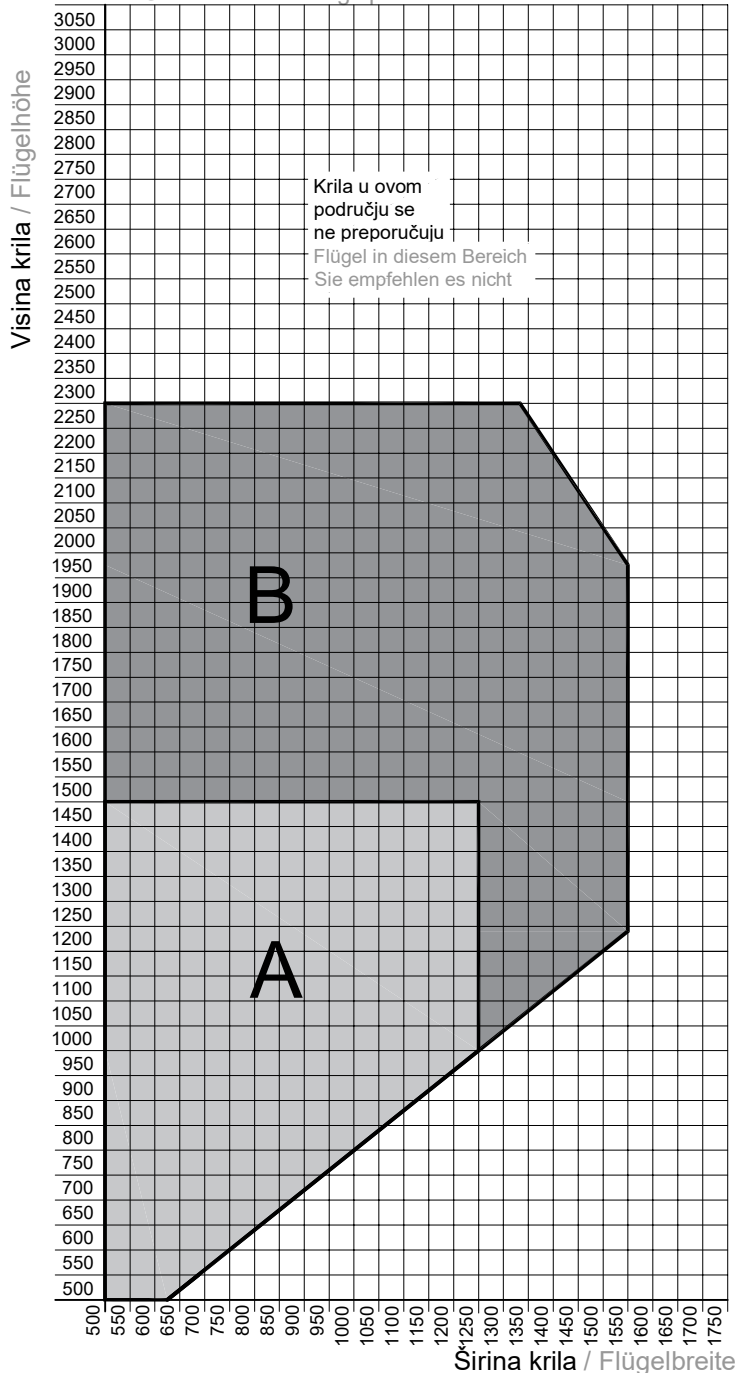
Gruppe B - Flügelprofile für Fenster und Balkontüren



Dijagram veličina krila ovisan o geometriji profila krila

Diagramm der Flügelgrößen in Abhängigkeit

von der Geometrie des Flügelprofils



Grupa A

A ≤ 90 kg

<p>FT-0203HF</p>	<p>FT-0236HF</p>
<p>FT-0221HF</p>	<p>FT-0239HF</p>
<p>FT-0295HF</p>	<p>FT-0296HF</p>

Grupa B

B ≤ 180 kg

<p>FT-0204HF</p>	<p>FT-0244HF</p>
<p>FT-0230HF</p>	<p>FT-0246HF</p>
	<p>FT-1610HF</p>

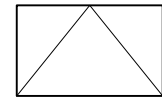


Prije konačnog odabira profila i dimenzija krila uzeti u obzir i ograničenja primjene okova prema preporuci proizvođača okova. Za izradu krila čije dimenzije se nalaze van graničnih dimenzija u dijagramu, staklo obavezno zalijepiti za profil krila (preporuke za lijepljenje /Knjiga B/ str. 204.11.010).

Berücksichtigen Sie vor der Auswahl der Profil- und Flügelabmessungen die vom Beschlaghersteller empfohlenen Einsatzgrenzen der Beschläge! Zur Herstellung von Flügeln, deren Abmessungen außerhalb der in der Zeichnung angegebenen Grenzen liegen, muss das Glas mit dem Flügelprofil verklebt werden (Empfehlungen zur Verklebung /Buch B/ Seite 204.11.010).

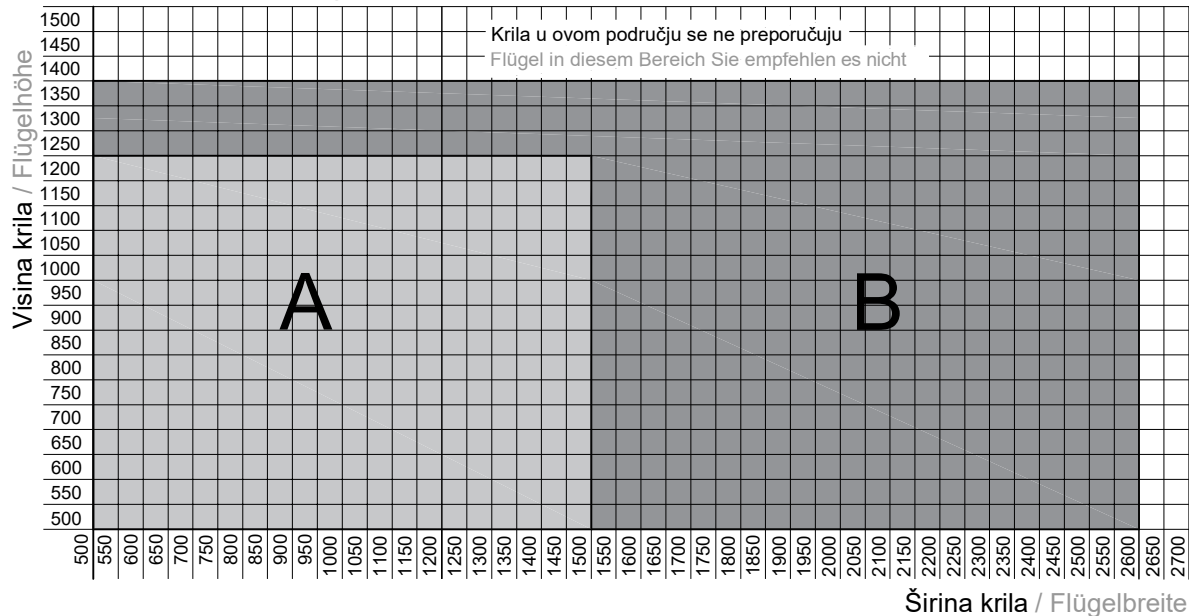
PREPORUKE ZA ODABIR PROFILA KRILA OVISNO O VELIČINI KRILA EMPFEHLUNGEN ZUR AUSWAHL DES FLÜGELPROFILS IN ABHÄNGIGKEIT DER FLÜGELGRÖSSE

Grupa A i B - profili krila za prozore
Gruppe A und B - Flügelprofile für Fenster



Nadsvjetlo
Deckenleuchte

Dijagram veličina krila ovisan o geometriji profila krila
Diagramm der Flügelgrößen in Abhängigkeit von der Geometrie des Flügelprofils



Grupa A

$A \leq 90$ kg

FT-0203HF 	FT-0236HF
FT-0221HF 	FT-0239HF
FT-0295HF 	FT-0296HF

Grupa B

$B \leq 170$ kg

FT-0204HF 	FT-0244HF
FT-0230HF 	FT-0246HF
	FT-1610HF



Prije konačnog odabira profila i dimenzija krila uzeti u obzir i ograničenja primjene okova prema preporuci proizvođača okova. Za izradu krila čije dimenzije se nalaze van graničnih dimenzija u dijagramu, staklo obavezno zalijepiti za profil krila (preporuke za lijepljenje /Knjiga B/ str. 204.11.010).
Berücksichtigen Sie vor der Auswahl der Profil- und Flügelabmessungen die vom Beschlaghersteller empfohlenen Einsatzgrenzen der Beschläge! Zur Herstellung von Flügeln, deren Abmessungen außerhalb der in der Zeichnung angegebenen Grenzen liegen, muss das Glas mit dem Flügelprofil verklebt werden (Empfehlungen zur Verklebung /Buch B/ Seite 204.11.010).

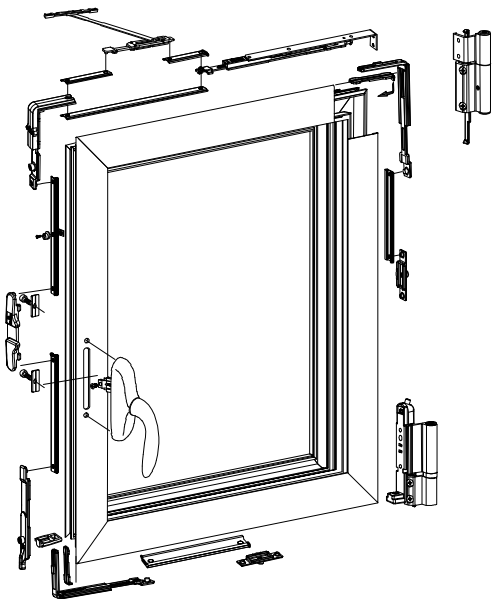
134.025.xx - OTKLOPNO-ZAOKRETNI MEHANIZAM - STUBLINA (4035)

134.025.xx - DREH-KIPP BESCHLÄGE - STUBLINA (4035)

Maksimalna težina krila 100 kg
Maximales Flügelgewicht 100kg

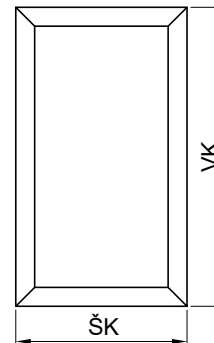
Tabela nosivosti za:
Tabelle der Lasten:

4030.00, 4035.00
4031.00, 4036.00
4032.00, 4037.00
4033.00, 4038.00



Debljina stakla (mm)
Dicke der Verglasung (mm)

2400	38	31	27	23	20	18	16	15	14	13	12	11	10
2300	38	34	28	25	21	19	17	15	14	13	12	11	10
2200	38	33	30	25	22	20	18	16	15	14	13	11	10
2100	38	35	31	23	23	21	19	17	16	14	13	12	11
2000	38	38	33	28	25	22	20	18	16	15	14	12	11
1900	38	38	34	30	26	23	20	19	17	16	15	14	13
1800	38	38	38	31	27	24	21	20	18	16	15	14	13
1700	38	38	38	33	29	26	23	21	18	17	16	16	14
1600	38	38	38	35	31	27	25	22	20	18	16	15	13
1500	38	38	38	38	33	29	26	24	21	18	17	15	13
1400	38	38	38	38	35	31	27	25	22	21	17	16	13
1300	38	38	38	38	38	34	31	25	25	21	18	15	13
1200	38	38	38	38	38	35	33	29	25	21	18	15	13
1100	38	38	38	38	38	38	33	29	25	21	18	15	12
1000	38	38	38	38	38	38	33	29	25	21	18	13	10
900	38	38	38	38	38	38	33	29	21	19	15	11	8
800	38	38	38	38	38	38	31	25	20	15	10	8	x
700	38	38	38	38	38	33	31	24	18	13	x	x	x
600	38	38	38	38	38	33	31	21	x	x	x	x	x
500	38	38	38	38	38	29	x	x	x	x	x	x	x
465	38	38	38	38	38	x	x	x	x	x	x	x	x
VK(mm) ŠK(mm)	425	535	600	700	800	900	1000	1100	1200	1300	1400	1500	1600



Debljina stakla
Dicke der Verglasung

mm kg/m²

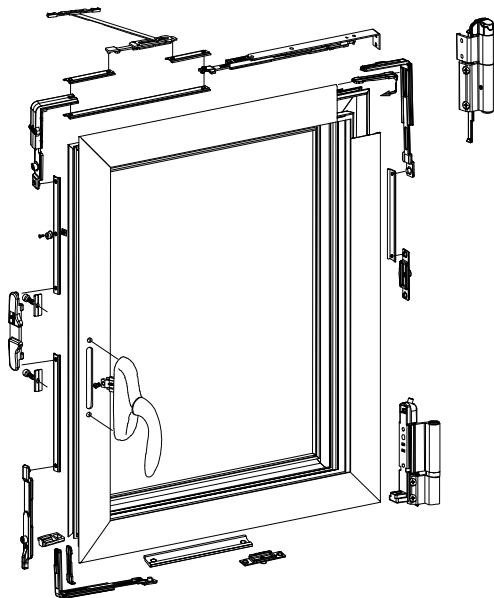
6	15
8	20
10	25
12	30
14	35
16	40
18	45
20	50
22	55
24	60
26	65
28	70
30	80
32	85
34	90
36	95
38	100
40	105
42	110
44	115
46	120
48	125

x Neizvedivo / nicht ausführbar

Maksimalna težina krila 130 kg
Maximales Flügelgewicht 130 kg

Tabela nosivosti za:
Tabelle der Lasten:

4030.00U, 4035.00U
4031.00U, 4036.00U
4032.00U, 4037.00U
4033.00U, 4038.00U

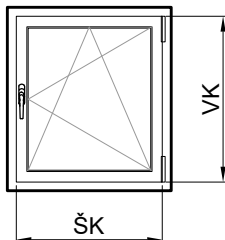


Debljina stakla (mm)
Dicke der Verglasung (mm)

2400	48	38	34	29	26	23	21	19	17	16	15	14	13
2300	48	40	36	31	27	24	21	20	18	17	15	14	13
2200	48	42	37	32	28	25	22	20	19	17	16	15	14
2100	48	44	39	34	29	26	24	21	20	18	17	16	15
2000	48	46	41	35	31	27	25	22	21	19	18	16	15
1900	48	48	43	37	33	29	26	24	22	20	19	17	16
1800	48	48	46	39	34	30	27	25	23	21	20	18	17
1700	48	48	48	42	36	32	29	26	24	22	21	19	18
1600	48	48	48	44	39	34	31	28	26	24	22	21	18
1500	48	48	48	47	41	37	33	30	27	25	24	21	18
1400	48	48	48	48	44	39	35	32	29	27	24	21	18
1300	48	48	48	48	48	42	38	35	32	27	24	21	18
1200	48	48	48	48	48	46	41	37	32	27	24	21	18
1100	48	48	48	48	48	48	45	37	32	27	24	20	16
1000	48	48	48	48	48	48	42	37	32	27	24	18	14
900	48	48	48	48	48	48	42	37	29	25	20	14	10
800	48	48	48	48	48	48	40	34	24	18	15	10	x
700	48	48	48	48	48	42	40	30	22	16	8	x	x
600	48	48	48	48	48	41	40	28	15	x	x	x	x
500	48	48	48	48	48	36	32	x	x	x	x	x	x
465	48	48	48	48	48	x	x	x	x	x	x	x	x
VK(mm) ŠK(mm)	425	535	600	700	800	900	1000	1100	1200	1300	1400	1500	1600

x Neizvedivo / nicht ausführbar

OTKLOPNO-ZAKRETNI MEHANIZAM - GIESSE FUTURA 3D (130 micro) DREH-KIPP BESCHLÄGE - GIESSE FUTURA 3D (130 micro)



Maksimalna težina krila **130 kg**
Maximales Flügelgewicht **130 kg**

Maksimalna debljina stakla (mm)
Maximales Dicke der Verglasung (mm)

3000	35	28	24	21	19	17	15	14	13	12	11	11	10	x
2900	35	29	25	22	20	18	16	15	14	13	12	11	10	10
2800	36	30	26	23	20	18	17	15	14	13	12	11	11	10
2700	38	31	27	24	21	19	17	16	15	13	13	12	11	10
2600	39	33	28	25	22	20	18	16	15	14	13	12	12	11
2500	44	37	31	27	24	22	20	18	17	16	15	14	13	11
2400	46	38	33	29	25	23	21	19	18	16	15	14	13	12
2300	48	40	34	30	27	24	22	20	18	17	16	15	14	12
2200	50	42	36	31	28	25	23	21	19	18	17	16	15	13
2100	50	44	37	33	29	26	24	22	20	19	17	16	15	13
2000	50	46	39	34	31	27	25	23	21	20	18	17	16	14
1900	50	48	41	36	32	29	26	24	22	21	19	18	16	14
1800	50	50	44	38	34	31	28	25	23	22	20	18	16	14
1700	50	50	46	40	36	32	29	27	25	23	21	18	16	14
1600	50	50	49	43	38	34	31	29	26	24	21	18	16	14
1500	50	50	50	46	41	37	33	31	27	24	21	18	16	14
1400	50	50	50	49	44	39	36	32	27	24	21	18	16	x
1300	50	50	50	50	47	42	38	32	27	24	21	18	x	x
1200	50	50	50	50	50	46	38	32	27	24	21	x	x	x
1100	50	50	50	50	50	46	38	32	27	24	x	x	x	x
1000	50	50	50	50	50	46	38	32	27	x	x	x	x	x
900	50	50	50	50	50	46	38	32	x	x	x	x	x	x
800	50	50	50	50	50	46	38	x	x	x	x	x	x	x
700	50	50	50	50	50	46	x	x	x	x	x	x	x	x

Maksimalna težina krila (kg)
Maximales Flügelgewicht (kg)

3000	130	130	130	130	130	130	130	130	130	130	130	130	130	130	x
2900	130	130	130	130	130	130	130	130	130	130	130	130	130	130	130
2800	130	130	130	130	130	130	130	130	130	130	130	130	130	130	130
2700	130	130	130	130	130	130	130	130	130	130	130	130	130	130	130
2600	130	130	130	130	130	130	130	130	130	130	130	130	130	130	130
2500	140	140	140	140	140	140	140	140	140	140	140	140	140	130	130
2400	140	140	140	140	140	140	140	140	140	140	140	140	140	130	130
2300	140	140	140	140	140	140	140	140	140	140	140	140	140	130	130
2200	140	140	140	140	140	140	140	140	140	140	140	140	140	130	130
2100	140	140	140	140	140	140	140	140	140	140	140	140	140	130	130
2000	140	140	140	140	140	140	140	140	140	140	140	139	125	125	125
1900	140	140	140	140	140	140	140	140	140	140	140	140	132	118	118
1800	140	140	140	140	140	140	140	140	140	140	140	133	125	112	112
1700	140	140	140	140	140	140	140	140	140	140	134	126	118	118	118
1600	140	140	140	140	140	140	140	140	140	135	126	118	111	105	105
1500	140	140	140	140	140	140	140	137	127	118	111	104	99	99	99
1400	140	140	140	140	140	140	138	127	118	110	104	97	x	x	x
1300	140	140	140	140	140	140	128	118	110	103	96	x	x	x	x
1200	140	140	140	140	140	129	118	109	101	95	x	x	x	x	x
1100	140	140	140	140	130	118	108	100	93	x	x	x	x	x	x
1000	140	140	140	140	131	118	108	99	91	x	x	x	x	x	x
900	140	140	140	133	118	106	97	89	x	x	x	x	x	x	x
800	140	140	135	118	105	95	86	x	x	x	x	x	x	x	x
700	140	138	118	104	92	83	x	x	x	x	x	x	x	x	x

600

350

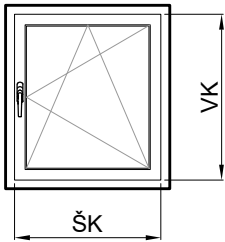
x Neizvedivo / nicht ausführbar

600

350

x Neizvedivo / nicht ausführbar

SKRIVENI OTKLOPNO-ZAKRETNI MEHANIZAM - GIESSE CHIC 3D STANDARD VERDECKT DREH-KIPP BESCHLÄGE - GIESSE CHIC 3D STANDARD



Maksimalna težina krila 100 kg
Maximales Flügelgewicht 100 kg

		Maksimalna debljina stakla (mm) Maximales Dicke der Verglasung (mm)																		
		2500	2400	2300	2200	2100	2000	1900	1800	1700	1600	1500	1400	1300	1200	1100	1000	900	800	700
600	500	33	33	34	36	37	39	41	44	46	49	50	50	50	50	50	50	50	50	50
	600	27	27	28	30	31	33	34	36	38	41	44	47	50	50	50	50	50	50	50
	700	23	23	24	25	27	28	30	31	33	35	37	40	43	47	47	47	47	47	47
	800	20	20	21	22	23	25	26	27	29	31	33	35	38	41	42	42	42	42	42
	900	18	18	19	20	21	22	23	24	26	27	29	31	34	36	38	40	42	42	42
	1000	16	16	17	18	19	20	21	22	24	25	27	29	32	33	34	36	38	40	42
	1100	15	15	16	17	18	19	20	21	23	24	26	28	31	32	33	35	37	40	42
	1200	14	14	15	16	17	18	19	20	22	23	25	27	30	31	32	34	36	39	42
	1300	13	13	14	15	16	17	18	19	21	22	24	26	29	30	31	33	35	38	42
	1400	12	12	13	14	15	16	17	18	20	21	23	25	28	29	30	32	34	37	42
	1500	11	11	12	13	14	15	16	17	19	20	22	24	27	28	29	31	33	36	42
	Vk(mm) Šk(mm)	500	600	700	800	900	1000	1100	1200	1300	1400	1500								

445

x Neizvedivo / nicht ausführbar

		Maksimalna težina krila (kg) Maximales Flügelgewicht (kg)																		
		2500	2400	2300	2200	2100	2000	1900	1800	1700	1600	1500	1400	1300	1200	1100	1000	900	800	700
600	500	100	100	100	100	100	100	100	100	100	100	100	100	100	100	100	100	100	100	100
	600	100	100	100	100	100	100	100	100	100	100	100	100	100	100	100	100	100	100	100
	700	100	100	100	100	100	100	100	100	100	100	100	100	100	100	100	100	100	100	100
	800	100	100	100	100	100	100	100	100	100	100	100	100	100	100	100	100	100	100	100
	900	100	100	100	100	100	100	100	100	100	100	100	100	100	100	100	100	100	100	100
	1000	100	100	100	100	100	100	100	100	100	100	100	100	100	100	100	100	100	100	100
	1100	100	100	100	100	100	100	100	100	100	100	100	100	100	100	100	100	100	100	100
	1200	100	100	100	100	100	100	100	100	100	100	100	100	100	100	100	100	100	100	100
	1300	100	100	100	100	100	100	100	100	100	100	100	100	100	100	100	100	100	100	100
	1400	100	100	100	100	100	100	100	100	100	100	100	100	100	100	100	100	100	100	100
	1500	100	100	100	100	100	100	100	100	100	100	100	100	100	100	100	100	100	100	100
	Vk(mm) Šk(mm)	500	600	700	800	900	1000	1100	1200	1300	1400	1500								

445

x Neizvedivo / nicht ausführbar

		Maksimalna debljina stakla (mm) Maximales Dicke der Verglasung (mm)																					
		2800	2700	2600	2500	2400	2300	2200	2100	2000	1900	1800	1700	1600	1500	1400	1300	1200	1100	1000	900	800	700
600	500	35	37	39	43	43	44	46	49	51	54	57	60	60	60	60	60	60	60	60	60	60	60
	600	29	31	32	35	35	37	39	40	43	45	47	50	53	57	60	60	60	60	60	60	60	60
	700	25	26	28	30	30	32	33	35	36	38	40	43	46	49	52	56	60	60	60	60	60	60
	800	22	23	24	27	27	28	29	31	32	34	35	38	40	44	47	49	53	58	60	60	60	60
	900	20	20	21	24	24	25	26	28	29	30	32	34	36	39	42	44	47	52	58	60	60	60
	1000	19	18	19	21	21	22	23	25	26	27	29	31	33	36	39	41	44	50	58	60	60	60
	1100	17	17	18	20	20	21	22	24	25	26	28	30	32	35	38	40	44	51	58	60	60	60
	1200	16	15	16	18	18	19	20	22	23	24	26	28	30	33	36	39	43	52	58	60	60	60
	1300	15	14	15	17	17	18	19	21	22	23	25	27	29	32	35	38	42	52	58	60	60	60
	1400	14	13	14	16	16	17	18	20	21	22	24	26	28	31	34	37	41	52	58	60	60	60
	1500	13	12	13	15	15	16	17	19	20	21	23	25	27	30	33	36	40	52	58	60	60	60
	Vk(mm) Šk(mm)	500	600	700	800	900	1000	1100	1200	1300	1400	1500	1600										

470

x Neizvedivo / nicht ausführbar

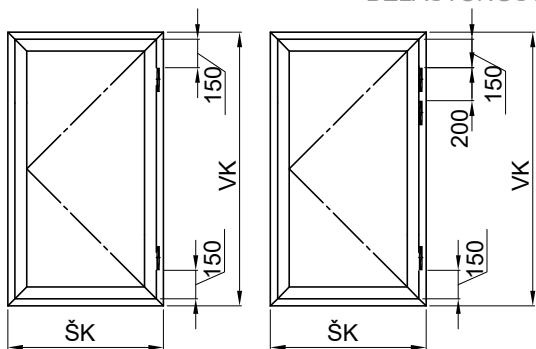
		Maksimalna težina krila (kg) Maximales Flügelgewicht (kg)																					
		2800	2700	2600	2500	2400	2300	2200	2100	2000	1900	1800	1700	1600	1500	1400	1300	1200	1100	1000	900	800	700
600	500	124	126	128	130	130	130	130	130	130	130	130	130	130	130	130	130	130	130	130	130	130	130
	600	124	126	128	130	130	130	130	130	130	130	130	130	130	130	130	130	130	130	130	130	130	130
	700	124	126	128	130	130	130	130	130	130	130	130	130	130	130	130	130	130	130	130	130	130	130
	800	124	126	128	130	130	130	130	130	130	130	130	130	130	130	130	130	130	130	130	130	130	130
	900	124	126	128	130	130	130	130	130	130	130	130	130	130	130	130	130	130	130	130	130	130	130
	1000	124	126	128	130	130	130	130	130	130	130	130	130	130	130	130	130	130	130	130	130	130	130
	1100	124	126	128	130	130	130	130	130	130	130	130	130	130	130	130	130	130	130	130	130	130	130
	1200	124	126	128	130	130	130	130	130	130	130	130	130	130	130	130	130	130	130	130	130	130	130
	1300	124	126	128	130	130	130	130	130	130	130	130	130	130	130	130	130	130	130	130	130	130	130
	1400	124	126	128	130	130	130	130	130	130	130	130	130	130	130	130	130	130	130	130	130	130	130
	1500	124	126	128	130	130	130	130	130	130	130	130	130	130	130	130	130	130	130	130	130	130	130
	Vk(mm) Šk(mm)	500	600	700	800	900	1000	1100	1200	1300	1400	1500	1600										

470

x Neizvedivo / nicht ausführbar

- TABLICE NOSIVOSTI SPOJNICA

- BELASTUNGSTABELLE FÜR ROLLENTÜRBAND

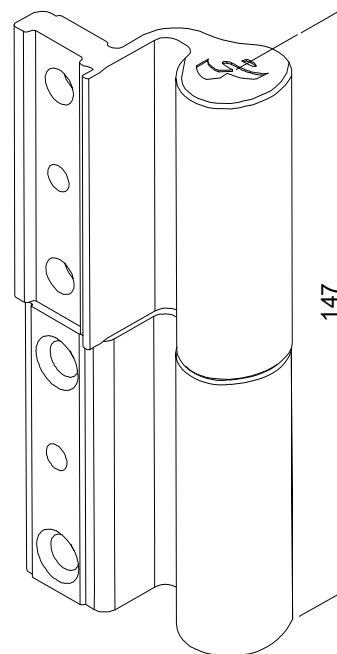


Napomena: Ukoliko se ugrade tri spojnice po preporuci, nosivost se uvećava za 10%.
Hinweis: Es wird empfohlen drei Rolltübänder zu montieren da sich die Belastung um 10% erhöht.

Tablica nosivosti spojnice 114.001.xx (Stublina)

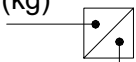
Belastungstabelle für Rollentürband 114.001.xx (Stublina)

2800	90/100	90/100	90/100	90/100	90/100	90/100	90/100	90/100	80/90	71/80	67/76	62/70
2700	90/100	90/100	90/100	90/100	90/100	90/100	90/100	90/100	76/86	67/76	62/70	58/66
2600	90/100	90/100	90/100	90/100	90/100	90/100	90/100	80/90	71/80	67/76	58/66	57/63
2500	90/100	90/100	90/100	90/100	90/100	90/100	90/100	76/86	67/76	62/70	58/66	55/61
2400	90/100	90/100	90/100	90/100	90/100	90/100	80/90	71/80	65/72	58/66	56/62	54/60
2300	90/100	90/100	90/100	90/100	90/100	90/100	74/82	67/76	62/70	57/64	54/60	52/59
2200	90/100	90/100	90/100	90/100	90/100	80/90	71/80	62/70	58/66	56/62	51/58	49/56
2100	90/100	90/100	90/100	90/100	90/100	74/82	65/72	58/66	56/62	51/58	49/56	47/52
2000	90/100	90/100	90/100	90/100	80/90	69/78	62/70	56/62	54/60	50/57	47/52	45/50
1900	90/100	90/100	90/100	90/100	71/80	62/70	58/66	54/60	49/56	47/52	45/50	
1800	90/100	90/100	90/100	80/90	67/76	58/66	54/60	51/58	49/56	47/52	45/50	
1700	90/100	90/100	90/100	71/80	62/70	57/64	51/58	49/56	47/52	45/50		
1600	90/100	90/100	76/85	65/72	58/66	54/60	49/56	47/52	45/50			
1500	90/100	90/100	70/79	58/66	54/60	50/57	48/53	45/50				
1400	90/100	76/86	62/70	56/62	51/58	47/52	45/50					
1300	90/100	68/75	58/66	54/60	49/55	46/50						
VK / ŠK	700	800	900	1000	1100	1200	1300	1400	1500	1600	1700	1800



114.001.xx

A (kg)



B (kg)

- A - javna upotreba sa dvije spojnice
- A - die öffentliche Nutzung mit zwei Rollentürband
- B - privatna upotreba sa dvije spojnice
- B - Privatgebrauch mit zwei Rollentürband

- TABLICE NOSIVOSTI ŠARKI
- TABELLEN DER SCHARNIERKAPAZITÄT

Oznaka Code	Izgled-presjek View-cross section	Opis Description	Nosivost Load	
			2 šarke 2 hinges	3 šarke 3 hinges
114.004.01 02 03		- Dvodijelna šarka- <i>EURO ŽLIJEB</i> - Oznaka proizvođača Stublina: 2024.00 - Boje: 01- bijela; 02 - siva;03 - crna - Two-part hinge- <i>EURO GROOVE</i> - Manufacturer code Stublina: 2024.00 - Color: 01- white; 02 - gray;03 - black	Javna upotreba Public use	
			70 kg	85 kg
			Privatna upotreba Private use	
			80 kg	100 kg
114.005.01 02 03		- Trodijelna šarka- <i>EURO ŽLIJEB</i> - Oznaka proizvođača Stublina: 2129.00 - Boje: 01- bijela; 02 - siva;03 - crna - Three-part hinge- <i>EURO GROOVE</i> - Manufacturer code Stublina: 2129.00 - Color: 01- white; 02 - gray;03 - black	Javna upotreba Public use	
			90 kg	95 kg
			Privatna upotreba Private use	
			90 kg	100 kg
114.006.01 02 03		- Trodijelna šarka- <i>EURO ŽLIJEB</i> - Oznaka proizvođača Stublina: 2124.00 - Boje: 01- bijela; 02 - siva;03 - crna - Three-part hinge- <i>EURO GROOVE</i> - Manufacturer code Stublina: 2124.00 - Color: 01- white; 02 - gray;03 - black	Javna upotreba Public use	
			100 kg	105 kg
			Privatna upotreba Private use	
			100 kg	110 kg

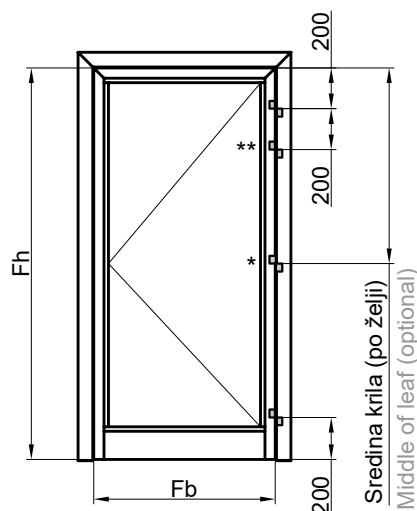
- TABLICE NOSIVOSTI ŠARKI
- TABELLEN DER SCHARNIERKAPAZITÄT

Oznaka Code	Izgled-presjek View-cross section	Opis Description	Nosivost Load (2 šarke 2 hinges)
113.008.01 02 03		- Dvodijelna šarka OSNO 60 - Oznaka proizvođača ALU-B: Max3D 60 - Boje: 01- bijela; 02 - siva;03 - crna - Two-part hinge AXIS 60 - Manufacturer code ALU-B: Max3D 60 - Color: 01- white; 02 - gray;03 - black	120 kg
113.009.01 02 03		- Dvodijelna šarka OSNO 68 - Oznaka proizvođača ALU-B: Max3D 68 - Boje: 01- bijela; 02 - siva;03 - crna - Two-part hinge AXIS 68 - Manufacturer code ALU-B: Max3D 68 - Color: 01- white; 02 - gray;03 - black	120 kg
113.011.01 02 03		- Dvodijelna šarka OSNO 94 - Oznaka proizvođača ALU-B: Max3D 94 - Boje: 01- bijela; 02 - siva;03 - crna - Two-part hinge AXIS 94 - Manufacturer code ALU-B: Max3D 94 - Color: 01- white; 02 - gray;03 - black	120 kg

Preporuke za ugradnju šarki
Empfehlungen zum Einbau von Scharnieren

Fh = Visina krila
Leaf height

Fb = Širina krila
Leaf width



EN 1935:2002 Annex E

Zatvarači vrata povećavaju opterećenje na šarke i njihov stupanj trošenja. Za zatvarače bez prigušenja otvaranja efektivna masa vrata je 20% veća od stvarne mase vrata. Za zatvarače s prigušenjem otvaranja efektivna masa vrata je 75% veća od stvarne mase vrata.

* Dodatna šarka za bolje brtvljenje preporučuje se za visine krila iznad 2200 mm.

** Na vratima s ugrađenim zatvaračem kao i na vratima za javnu upotrebu potrebno je koristiti najmanje tri šarke.

EN 1935:2002 Anhang E

Türschließer erhöhen die Belastung der Scharniere und deren Verschleiß. Für Rollläden ohne Öffnungsdämpfung die effektive Masse der Tür ist 20 % größer als die tatsächliche Masse der Tür. Bei Rollläden mit Öffnungsdämpfung die wirksame Masse der Tür

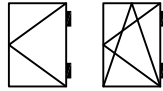
ist 75 % größer als die tatsächliche Masse der Tür.

* Bei Flügelhöhen über 2200 mm wird ein zusätzliches Scharnier zur besseren Abdichtung empfohlen.

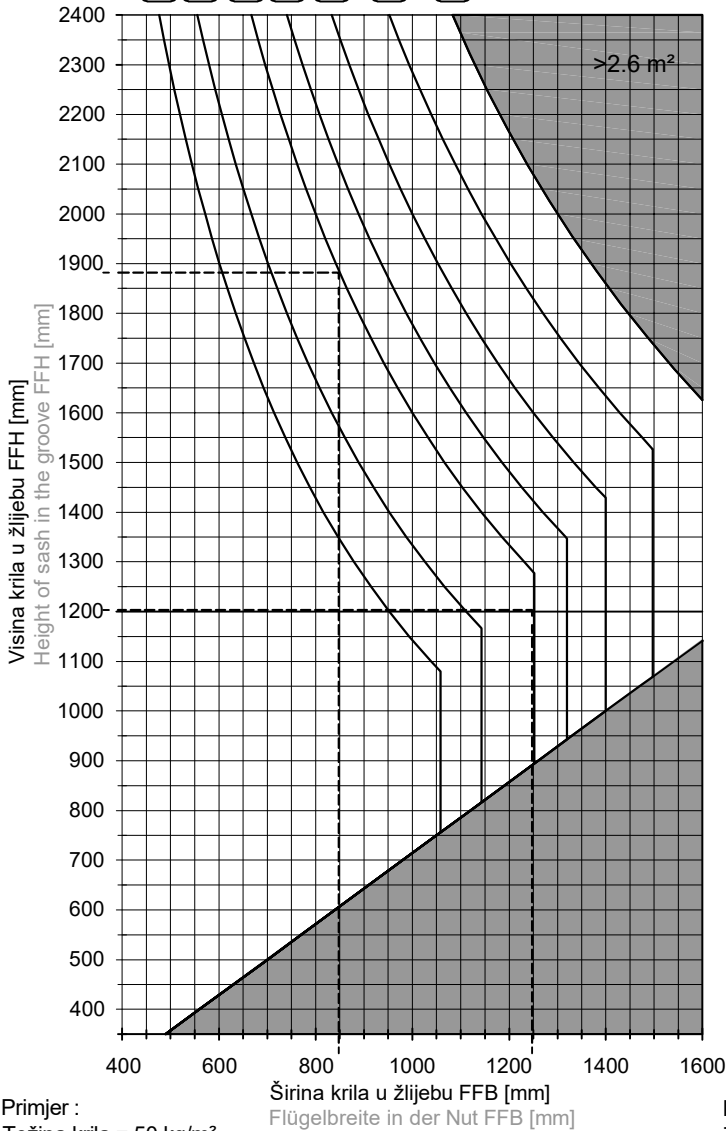
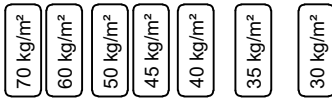
** Bei Türen mit eingebautem Schloss sowie bei Türen für den öffentlichen Gebrauch müssen mindestens drei Scharniere

verwendet werden.

Dijagram primjene UNI-JET C za težine krila do 80 kg



Težine ispune



Primjer :

Težina krila = 50 kg/m²

Kod širine krila u žlijebu FFH od 850 mm dobijamo maksimalnu visinu krila u žlijebu FFH od 1880 mm.

Kod visine krila u žlijebu FFH od 1200 mm dobijamo maksimalnu širinu krila u žlijebu FFB od 1250 mm.

Napomena

Dozvoljene su dimenzije krila koje se nalaze samo lijevo od krivulje težina.

Nedozvoljene dimenzije su sivo zatamnjene. Ovaj dijagram primjene je važeći samo u vezi sa pripadajućim crtežom 0-44708.

Beispiel :

Flügelgewicht = 50 kg/m²

Bei einer Flügelbreite von 850 mm in der FFH-Nut ergibt sich die maximale Flügelhöhe in der FFH-Nut von 1880 mm..

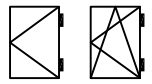
Auf der Höhe des Flügels 1200 mm in der FFH-Nut erhalten wir die maximale Breite des Flügels in der FFH-Nut 1250mm.

Achtung:

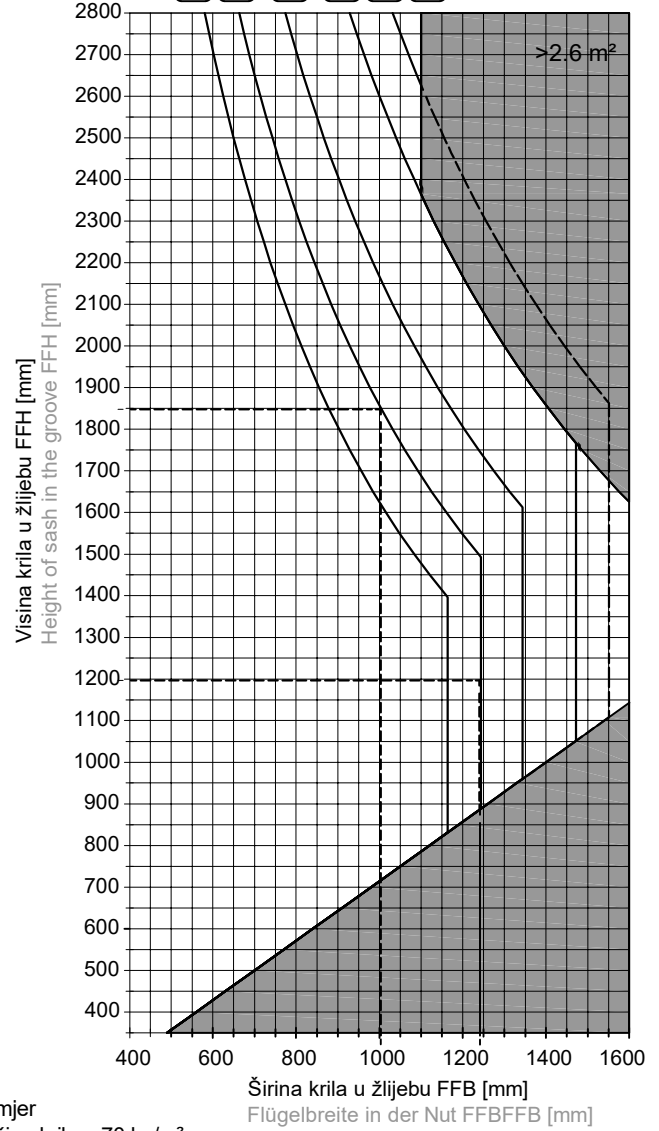
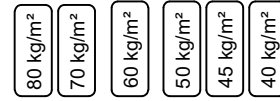
Zulässige Abmessungen der Flügel befinden sich links von der Gewichtskurve.

Die nicht zugelassenen Maße sind grau abgeblendet. Dieses Anwendungsdiagramm gilt nur in Verbindung mit der beigefügten Zeichnung 0-44708.

Dijagram primjene UNI-JET C za težine krila do 130 kg



Težine ispune



Primjer

Težina krila = 70 kg/m²

Kod širine krila u žlijebu FFH od 1000 mm dobijamo maksimalnu visinu krila u žlijebu FFH od 1850 mm.

Kod visine krila u žlijebu FFH od 1200 mm dobijamo maksimalnu širinu krila u žlijebu FFB od 1240 mm.

Napomena

Dozvoljene su dimenzije krila koje se nalaze lijevo od kriv. težina.

Nedozvoljene dimenzije su sivo zatamnjene. Ovaj dijagram primjene je važeći samo u vezi sa pripadajućim crtežom 0-44708.

Beispiel

Flügelgewicht = 70 kg/m²

Bei einer Flügelbreite 1000 mm in der FFH-Nut ergibt sich die maximale Flügelhöhe in der FFH-Nut von 1850 mm.

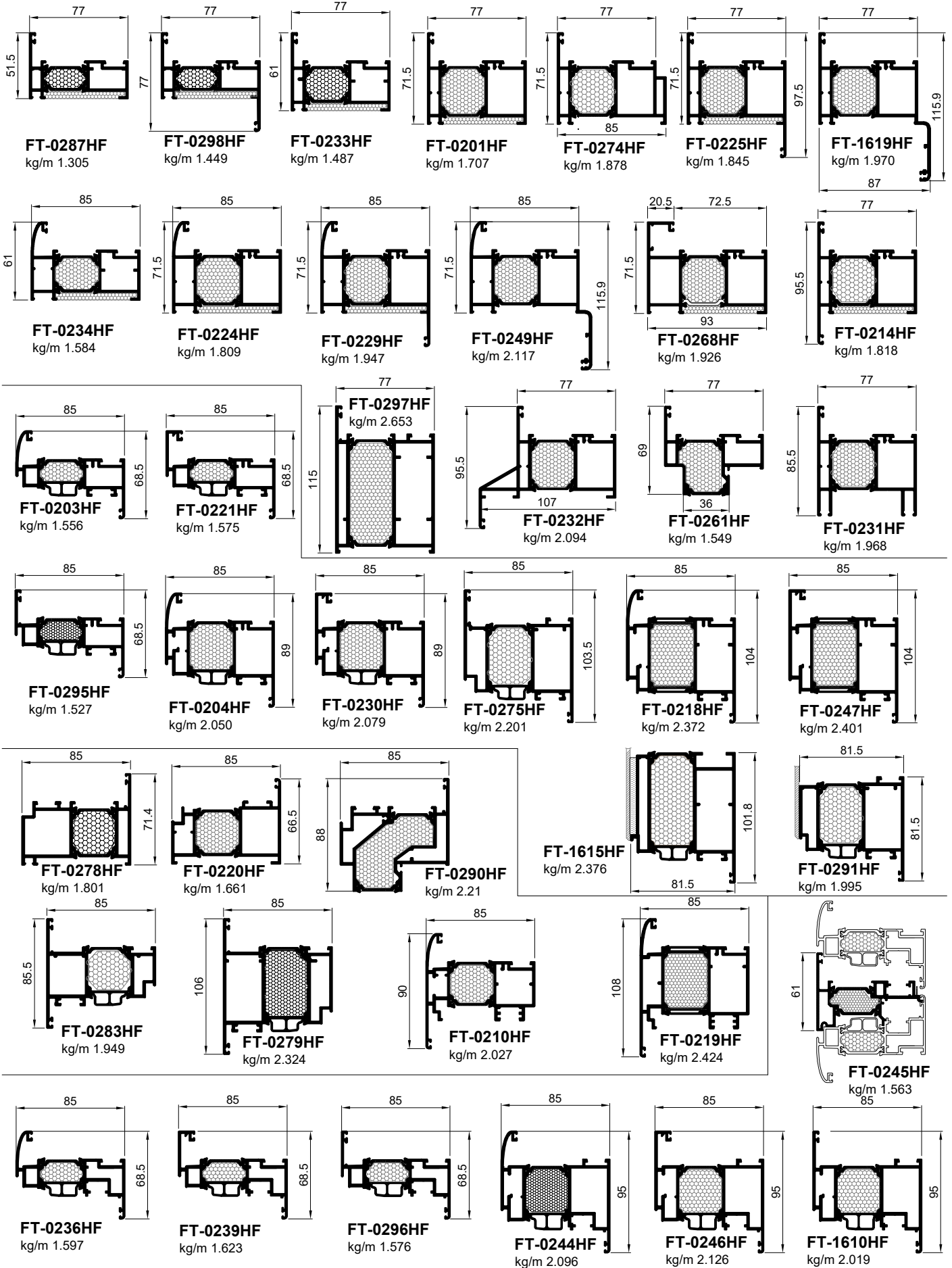
Bei einer Flügelhöhe von 1200 mm in der FFH-Nut ergibt sich die max. Flügelbreite in der FFH-Nut von 1240 mm.

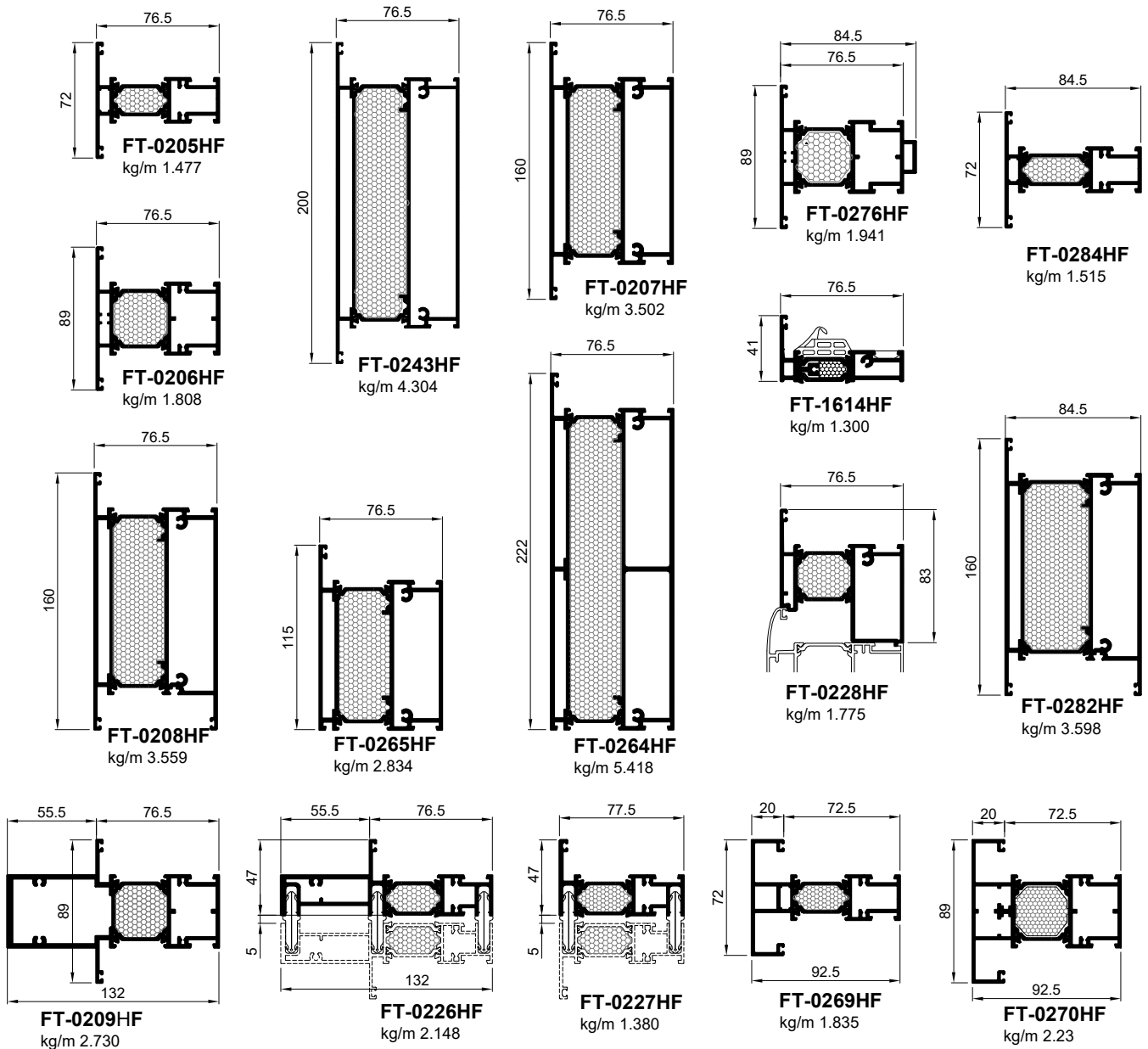
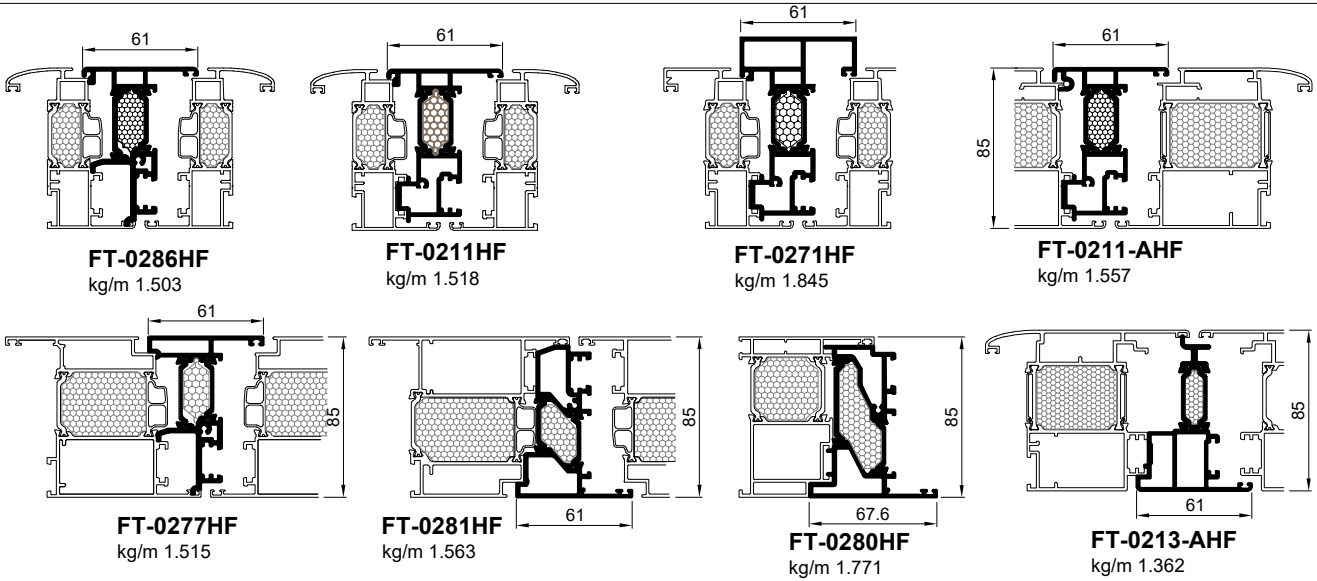
Achtung:

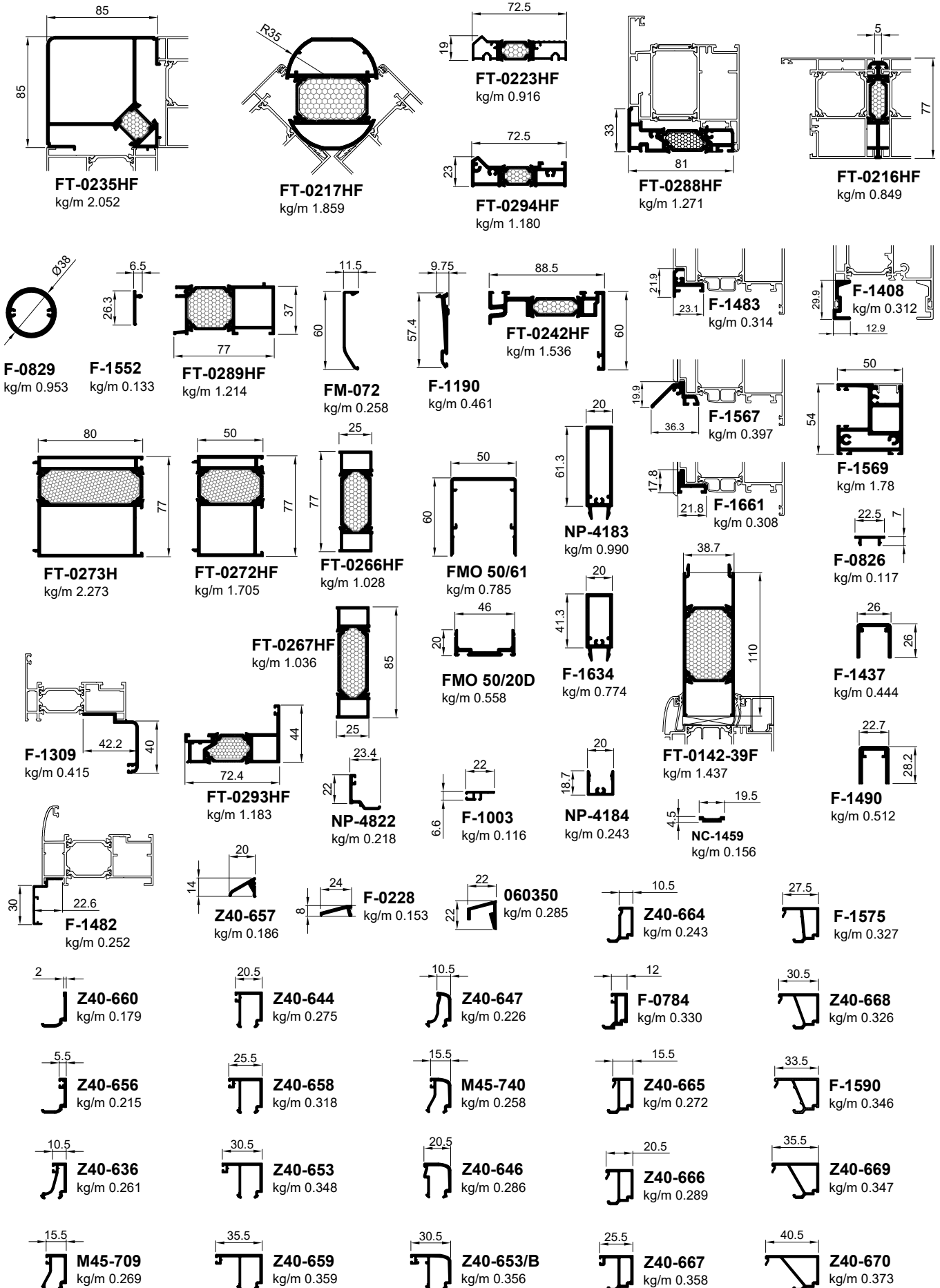
Zulässigen Abmessungen der Flügel befinden sich links von der Gewichtskurve.

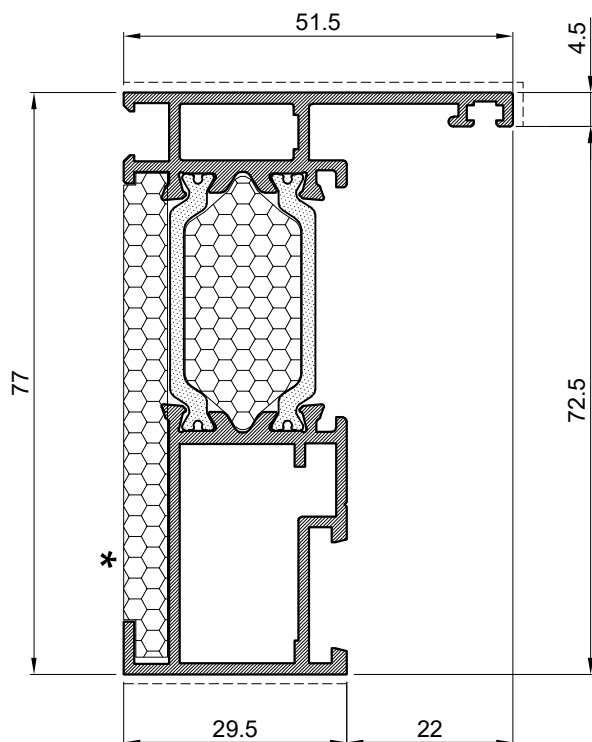
Die nicht zugelassenen Maße sind grau abgeblendet. Dieses Anwendungsdiagramm gilt nur in Verbindung mit der beigefügten Zeichnung 0-44708.

Profili
Profile

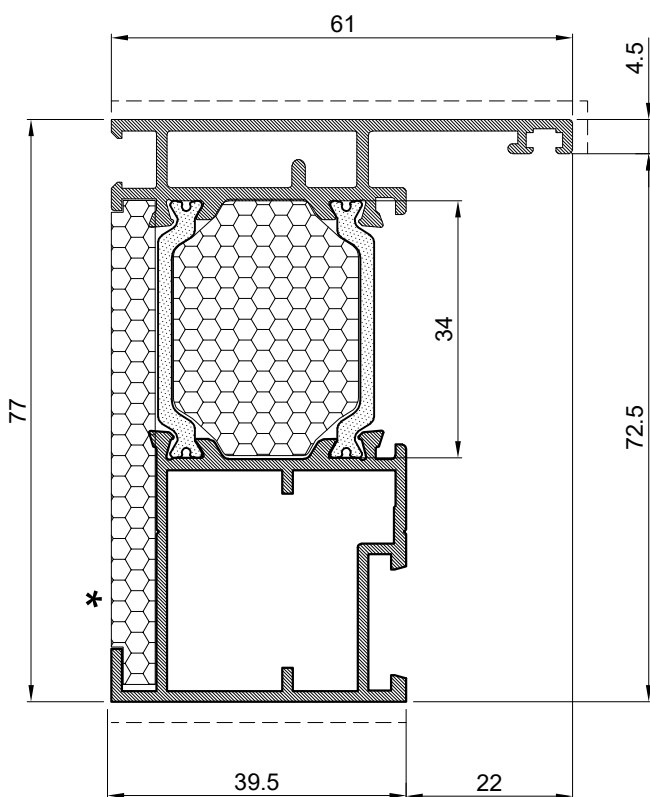








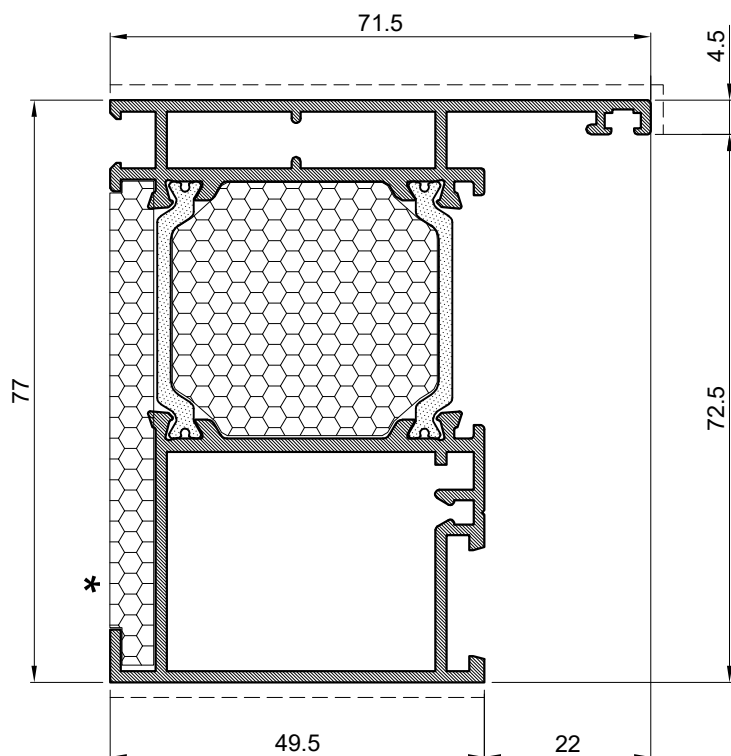
Profil rama Blendrahmenprofil		
Art.Br. Art.Nr.	FT-0287HF	
Težina Gewicht	kg/m	1.305
Opseg Abwicklung	mm	360
Moment inercije Flächen trägheits moment	I _x (cm ⁴)	24.66
	I _y (cm ⁴)	5.68
	W _x (cm ³)	7.87
	W _y (cm ³)	1.73
L	mm	6500



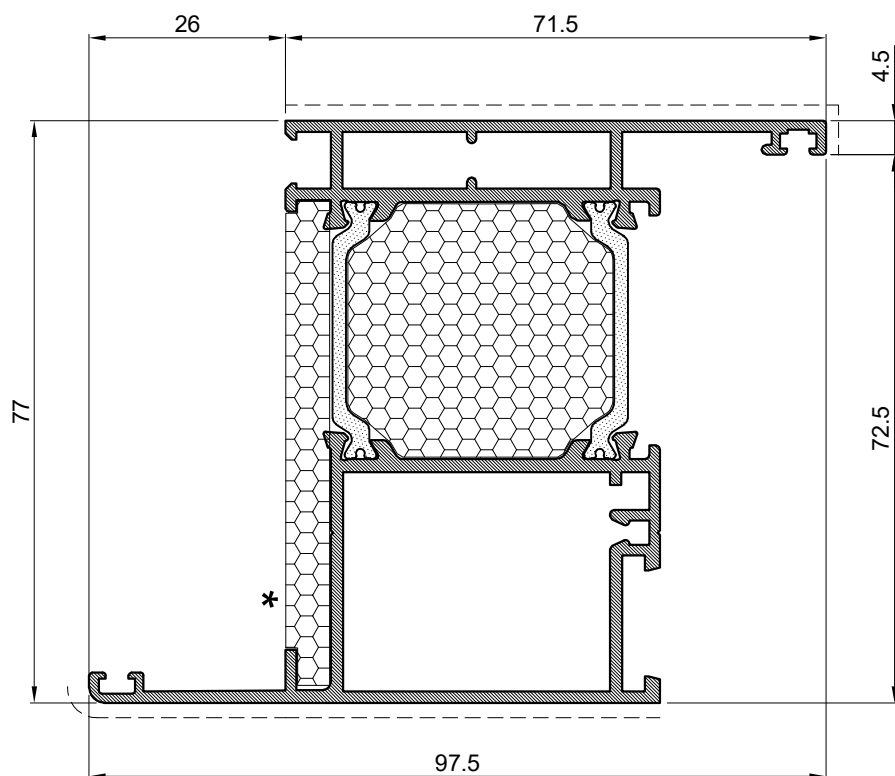
Profil rama Blendrahmenprofil		
Art.Br. Art.Nr.	FT-0233HF	
Težina Gewicht	kg/m	1.487
Opseg Abwicklung	mm	369
Moment inercije Flächen trägheits moment	I _x (cm ⁴)	28.91
	I _y (cm ⁴)	10.38
	W _x (cm ³)	9.1
	W _y (cm ³)	2.77
L	mm	6500

* XPS dodatna toplinska izolacija, Uf vrijednost povećava za 15% - (samo na zahtjev kupca)
XPS zusätzliche Wärmedämmung, Uf Wert steigt an 15% - (auf Kundenwunsch geliefert)

Profil bez XPS ispune u nazivu nema nastavak „F“
Profil ohne XPS-füllung hat keinen "F"-namen



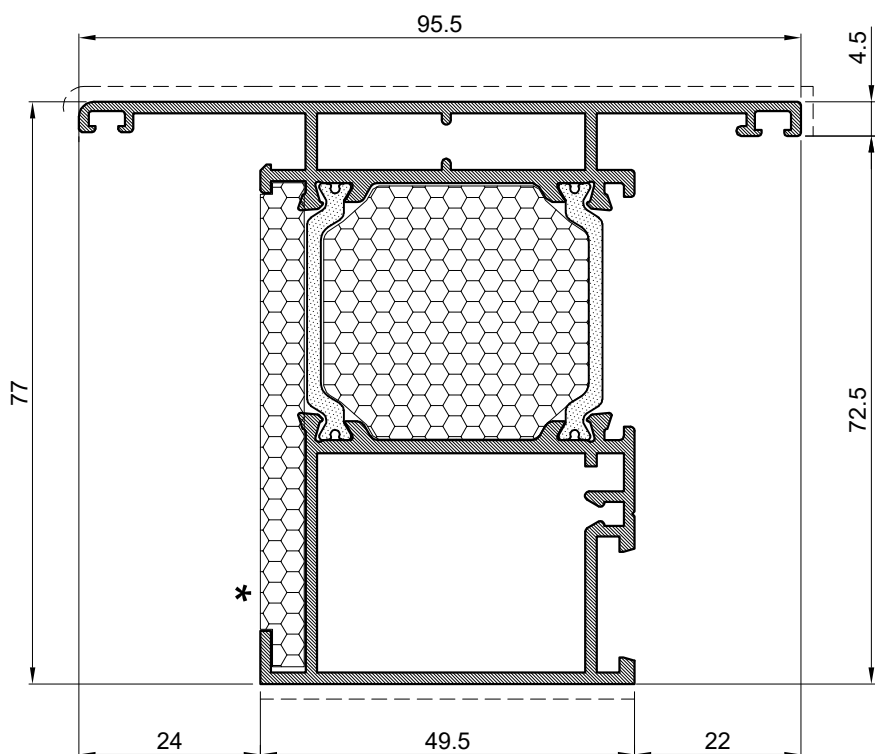
Profil rama Blendrahmenprofil		
Art.Br. Art.Nr.	FT-0201HF	
Težina Gewicht	kg/m	1.707
Opseg Abwicklung	mm	416
Moment inercije Flächen trägheits moment	I _x (cm ⁴)	33.69
	I _y (cm ⁴)	18.71
	W _x (cm ³)	10.66
	W _y (cm ³)	4.41
L	mm	6500



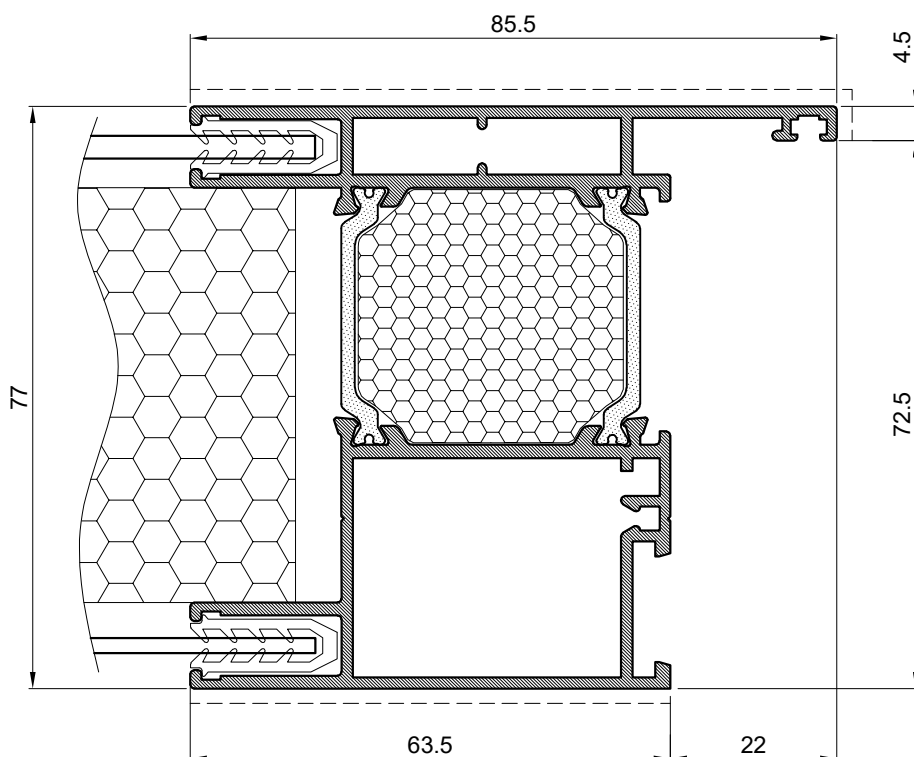
Profil rama Blendrahmenprofil		
Art.Br. Art.Nr.	FT-0225HF	
Težina Gewicht	kg/m	1.845
Opseg Abwicklung	mm	479
Moment inercije Flächen trägheits moment	I _x (cm ⁴)	39.52
	I _y (cm ⁴)	26.92
	W _x (cm ³)	16.57
	W _y (cm ³)	5.2
L	mm	6500

* XPS dodatna toplinska izolacija, Uf vrijednost povećava za 15% - (samo na zahtjev kupca)
XPS zusätzliche Wärmedämmung, Uf Wert steigt an 15% - (auf Kundenwunsch geliefert)

Profil bez XPS ispune u nazivu nema nastavak „F“
Profil ohne XPS-füllung hat keinen "F"-namen



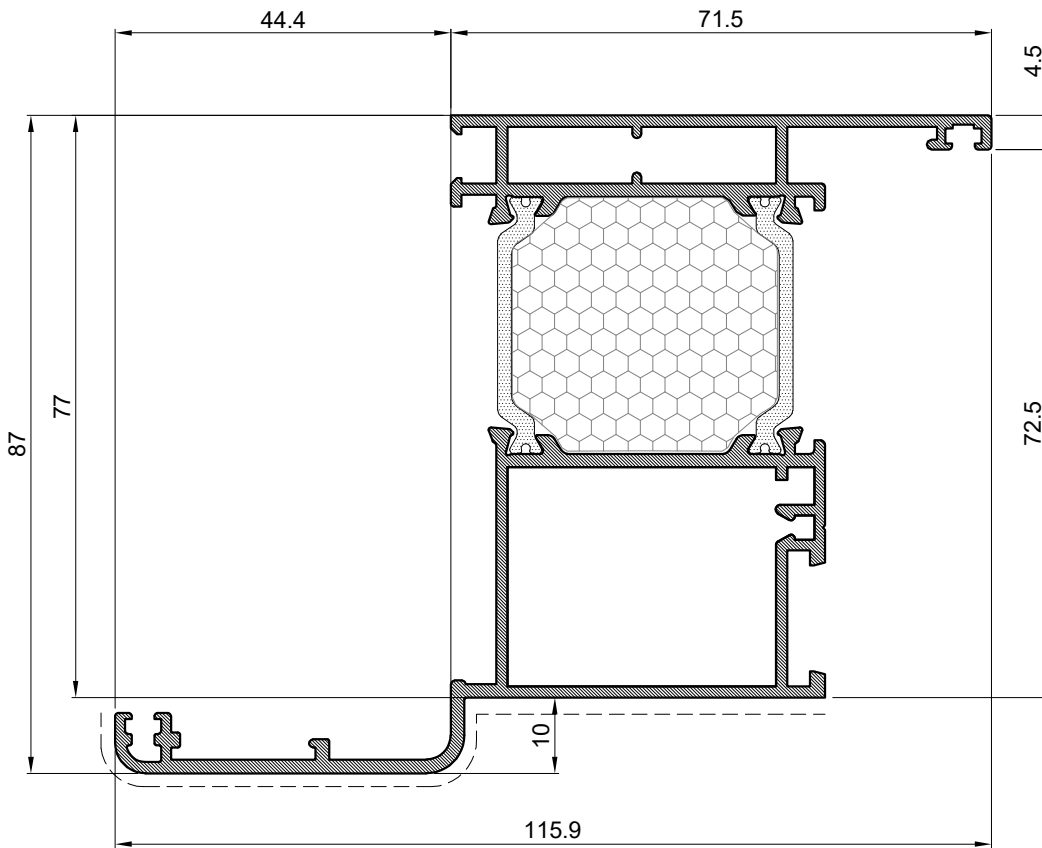
Profil rama Blendrahmenprofil		
Art.Br. Art.Nr.	FT-0214HF	
Težina Gewicht	kg/m	1.816
Opseg Abwicklung	mm	475
Moment inercije Flächen trägheits moment	Ix (cm ⁴)	36.52
	Iy (cm ⁴)	25.45
	Wx (cm ³)	11.04
	Wy (cm ³)	5.08
L	mm	6500



Profil rama Blendrahmenprofil		
Art.Br. Art.Nr.	FT-0231HF	
Težina Gewicht	kg/m	1.959
Opseg Abwicklung	mm	529
Moment inercije Flächen trägheits moment	Ix (cm ⁴)	41.33
	Iy (cm ⁴)	29.33
	Wx (cm ³)	13.38
	Wy (cm ³)	6.15
L	mm	6500

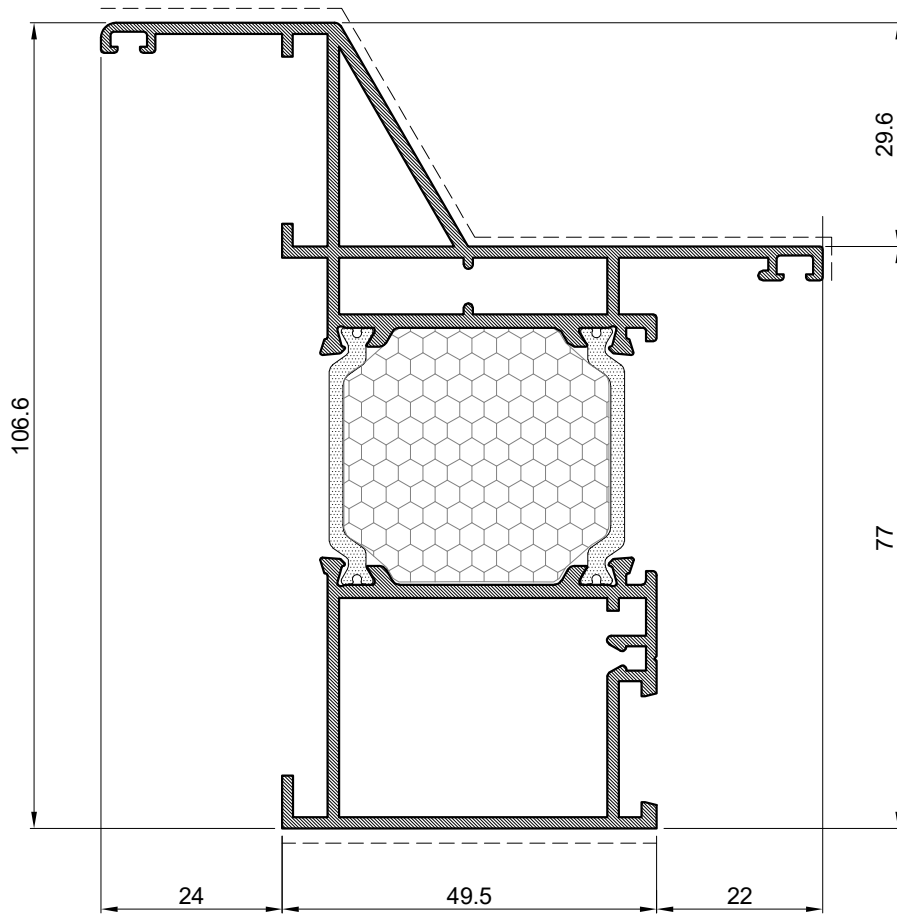
* XPS dodatna toplinska izolacija, Uf vrijednost povećava za 15% - (samo na zahtjev kupca)
XPS zusätzliche Wärmedämmung, Uf Wert steigt an 15% - (auf Kundenwunsch geliefert)

Profil bez XPS ispune u nazivu nema nastavak „F“
Profil ohne XPS-füllung hat keinen "F"-namen

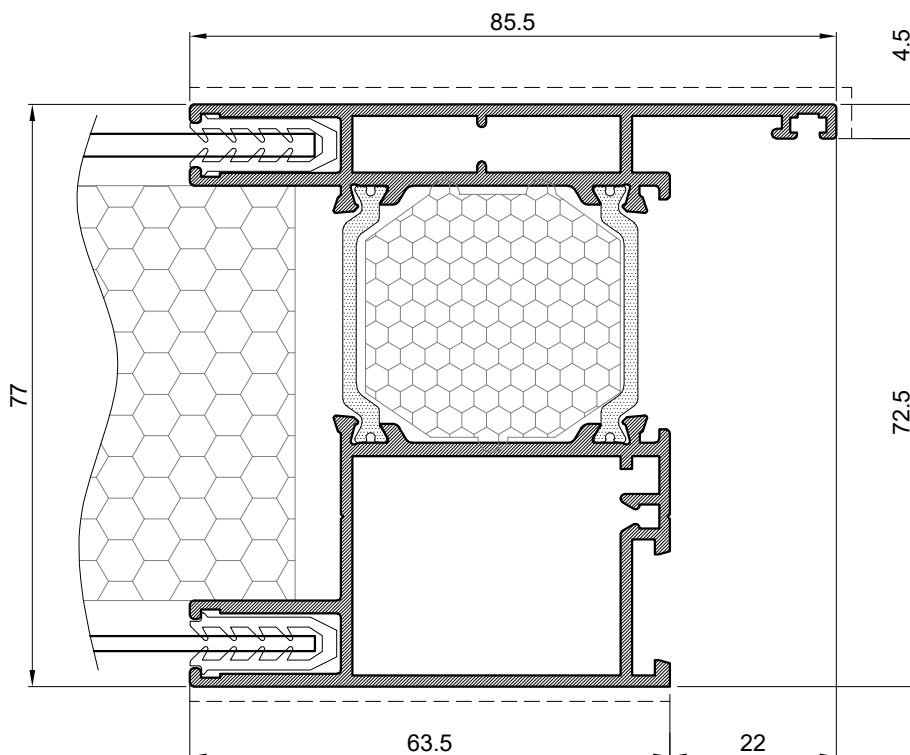


Profil rama Blendrahmenprofil		
Art.Br. Art.Nr.	FT-1619HF	
Težina Gewicht	kg/m	1.970
Opseg Abwicklung	mm	475
Moment inercije Flächen trägheits moment	I _x (cm ⁴)	52.66
	I _y (cm ⁴)	46.92
	W _x (cm ³)	15.95
	W _y (cm ³)	7.27
L	mm	6500

Profil bez XPS ispune u nazivu nema nastavak „F”
 Profil ohne XPS-füllung hat keinen "F"-namen

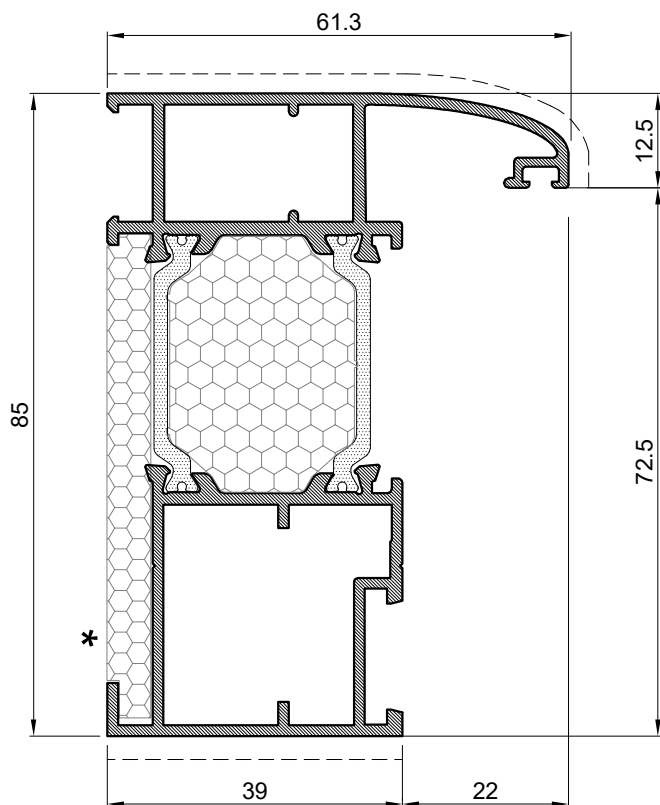


Profil rama Blendrahmenprofil		
Art.Br. Art.Nr.	FT-0232HF	
Težina Gewicht	kg/m	2.094
Opseg Abwicklung	mm	510
Moment inercije Flächen trägheits moment	I _x (cm ⁴)	60.61
	I _y (cm ⁴)	27.83
	W _x (cm ³)	15
	W _y (cm ³)	5.81
L	mm	6500

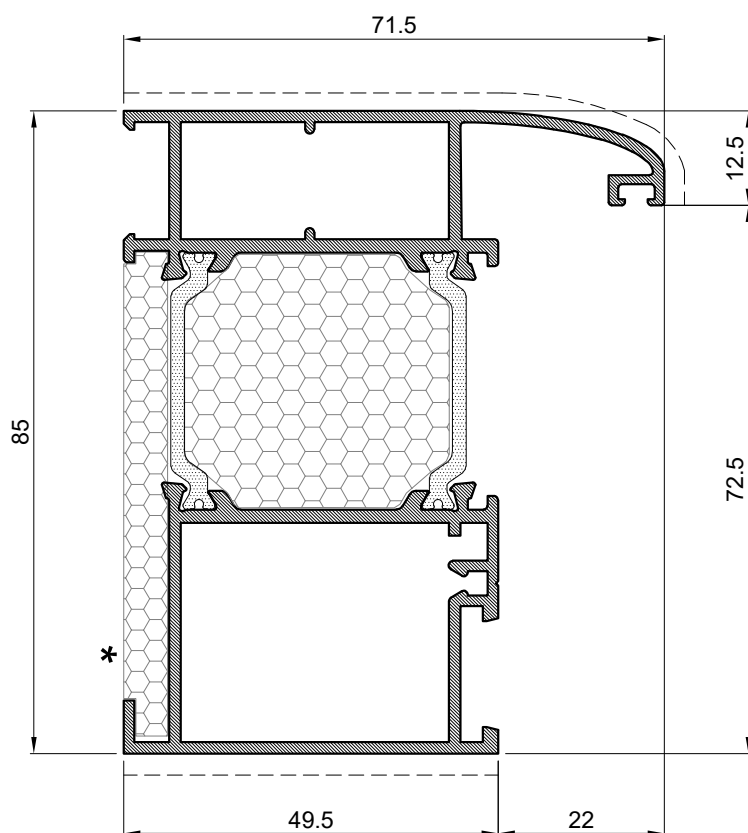


Profil rama Blendrahmenprofil		
Art.Br. Art.Nr.	FT-0231HF	
Težina Gewicht	kg/m	1.968
Opseg Abwicklung	mm	529
Moment inercije Flächen trägheits moment	I _x (cm ⁴)	41.33
	I _y (cm ⁴)	29.33
	W _x (cm ³)	13.38
	W _y (cm ³)	6.15
L	mm	6500

Profil bez XPS ispune u nazivu nema nastavak „F”
 Profil ohne XPS-füllung hat keinen "F"-namen



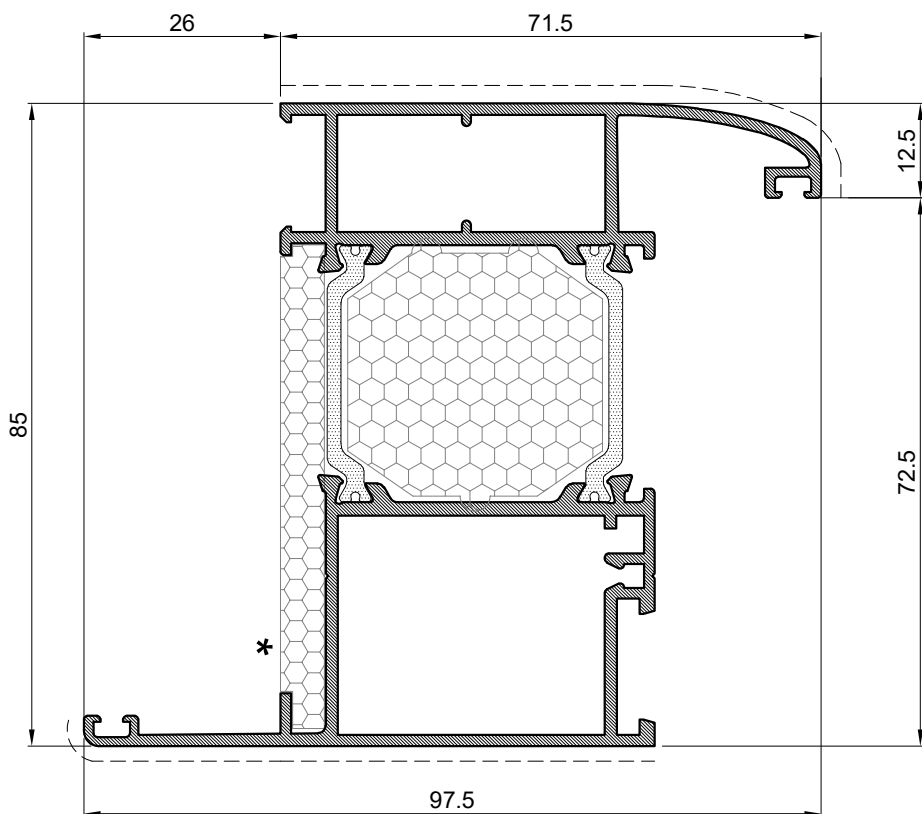
Profil rama Blendrahmenprofil		
Art.Br. Art.Nr.	FT-0234HF	
Težina Gewicht	kg/m	1.584
Opseg Abwicklung	mm	425
Moment inercije Flächen trägheits moment	I _x (cm ⁴)	35.44
	I _y (cm ⁴)	12.22
	W _x (cm ³)	10.24
	W _y (cm ³)	3.32
L	mm	6500



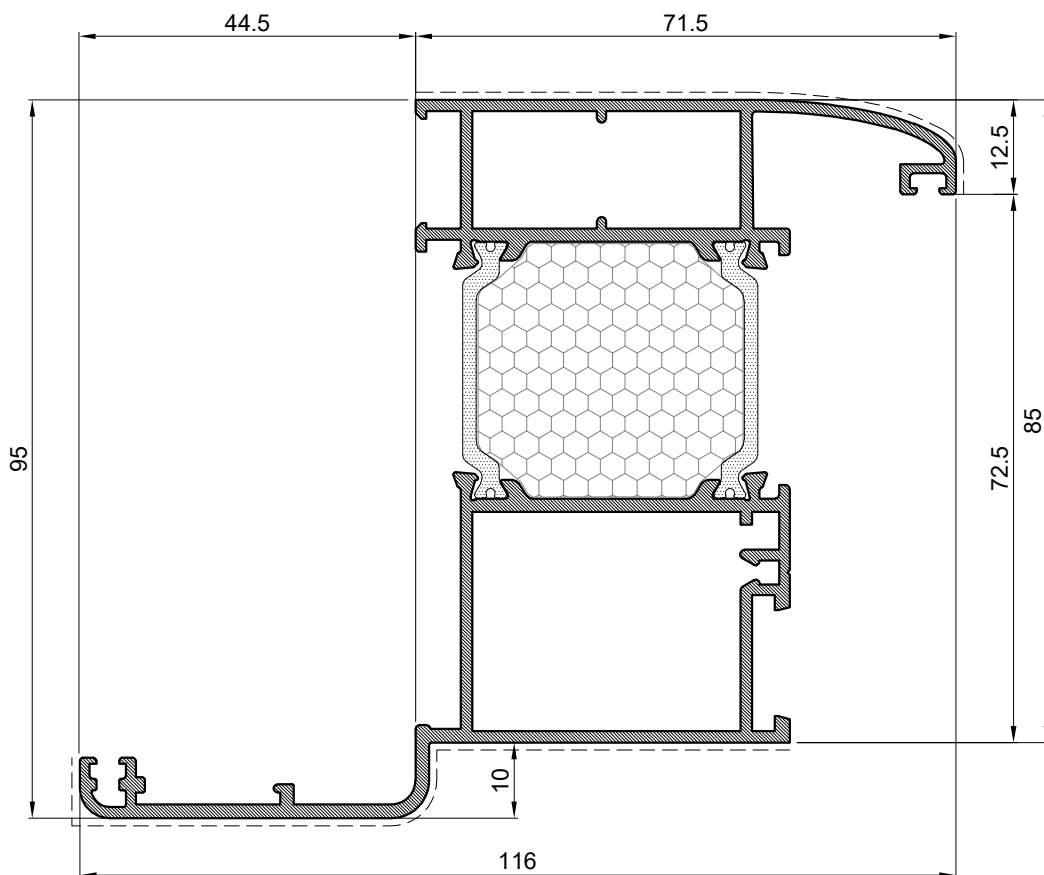
Profil rama Blendrahmenprofil		
Art.Br. Art.Nr.	FT-0224HF	
Težina Gewicht	kg/m	1.809
Opseg Abwicklung	mm	447
Moment inercije Flächen trägheits moment	I _x (cm ⁴)	41.01
	I _y (cm ⁴)	21.25
	W _x (cm ³)	11.99
	W _y (cm ³)	5.08
L	mm	6500

* XPS dodatna toplinska izolacija, Uf vrijednost povećava za 15% - (samo na zahtjev kupca)
XPS zusätzliche Wärmedämmung, Uf Wert steigt an 15% - (auf Kundenwunsch geliefert)

Profil bez XPS ispune u nazivu nema nastavak „F“
Profil ohne XPS-füllung hat keinen "F"-namen



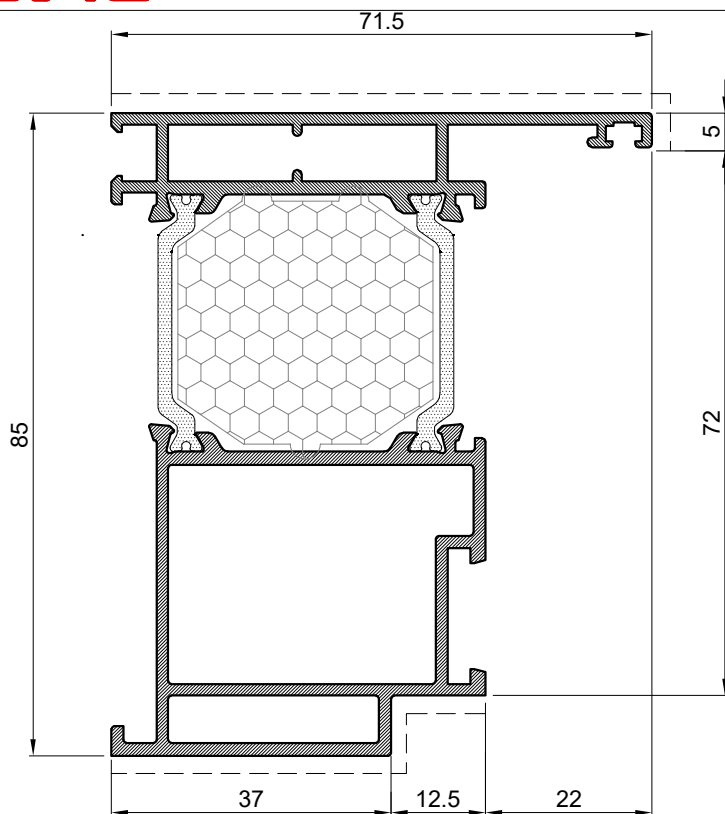
Profil rama Blendrahmenprofil		
Art.Br. Art.Nr.	FT-0229HF	
Težina Gewicht	kg/m	1.947
Opseg Abwicklung	mm	509
Moment inercije Flächen trägheits moment	I _x (cm ⁴)	47.85
	I _y (cm ⁴)	29.72
	W _x (cm ³)	15.14
	W _y (cm ³)	5.66
L	mm	6500



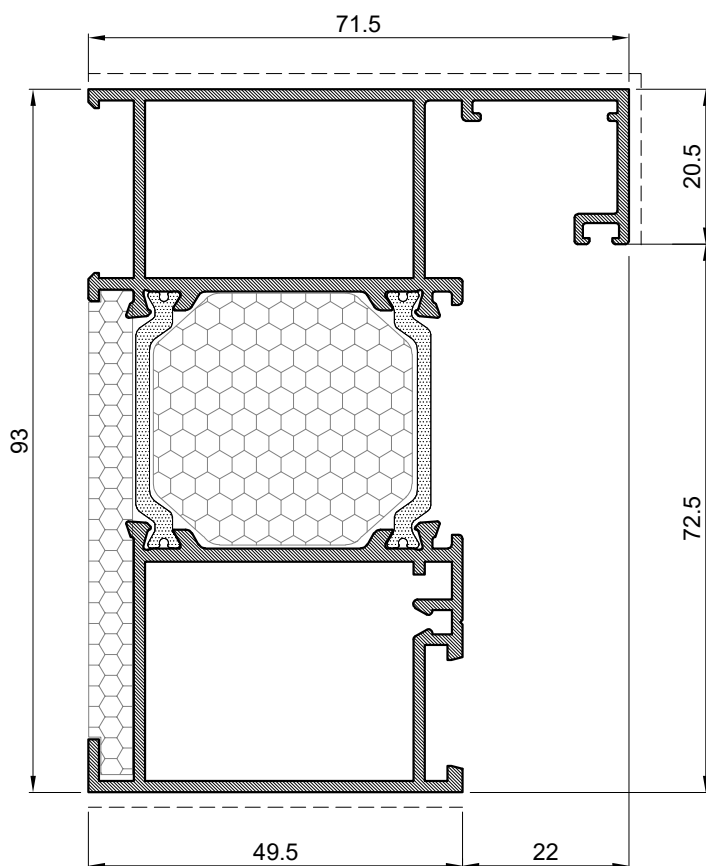
Profil rama Blendrahmenprofil		
Art.Br. Art.Nr.	FT-0249HF	
Težina Gewicht	kg/m	2.117
Opseg Abwicklung	mm	563
Moment inercije Flächen trägheits moment	I _x (cm ⁴)	62.67
	I _y (cm ⁴)	50.35
	W _x (cm ³)	17.71
	W _y (cm ³)	7.68
L	mm	6500

* XPS dodatna toplinska izolacija, Uf vrijednost povećava za 15% - (samo na zahtjev kupca)
XPS zusätzliche Wärmedämmung, Uf Wert steigt an 15% - (auf Kundenwunsch geliefert)

Profil bez XPS ispune u nazivu nema nastavak „F“
Profil ohne XPS-füllung hat keinen "F"-namen



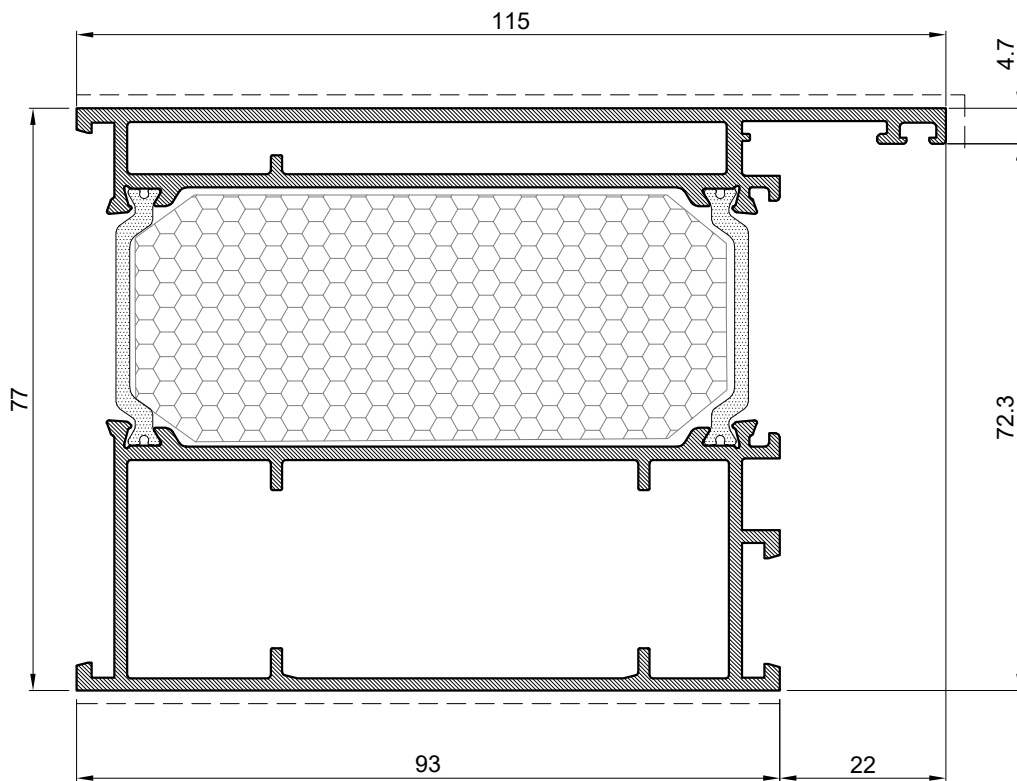
Profil rama Blendrahmenprofil		
Art.Br. Art.Nr.	FT-0274HF	
Težina Gewicht	kg/m	1.878
Opseg Abwicklung	mm	403
Moment inercije Flächen trägheits moment	I _x (cm ⁴)	45.96
	I _y (cm ⁴)	19.52
	W _x (cm ³)	13.64
	W _y (cm ³)	4.5
L	mm	6500



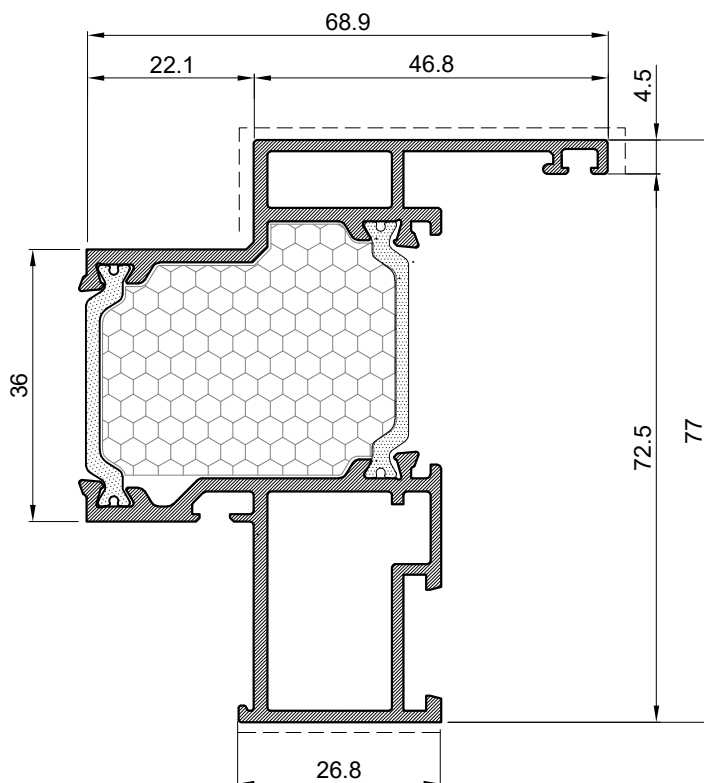
Profil rama Blendrahmenprofil		
Art.Br. Art.Nr.	FT-0268HF	
Težina Gewicht	kg/m	1.926
Opseg Abwicklung	mm	474
Moment inercije Flächen trägheits moment	I _x (cm ⁴)	51.72
	I _y (cm ⁴)	25.65
	W _x (cm ³)	13.78
	W _y (cm ³)	6.32
L	mm	6500

* XPS dodatna toplinska izolacija, Uf vrijednost povećava za 15% - (samo na zahtjev kupca)
XPS zusätzliche Wärmedämmung, Uf Wert steigt an 15% - (auf Kundenwunsch geliefert)

Profil bez XPS ispune u nazivu nema nastavak „F“
Profil ohne XPS-füllung hat keinen "F"-namen

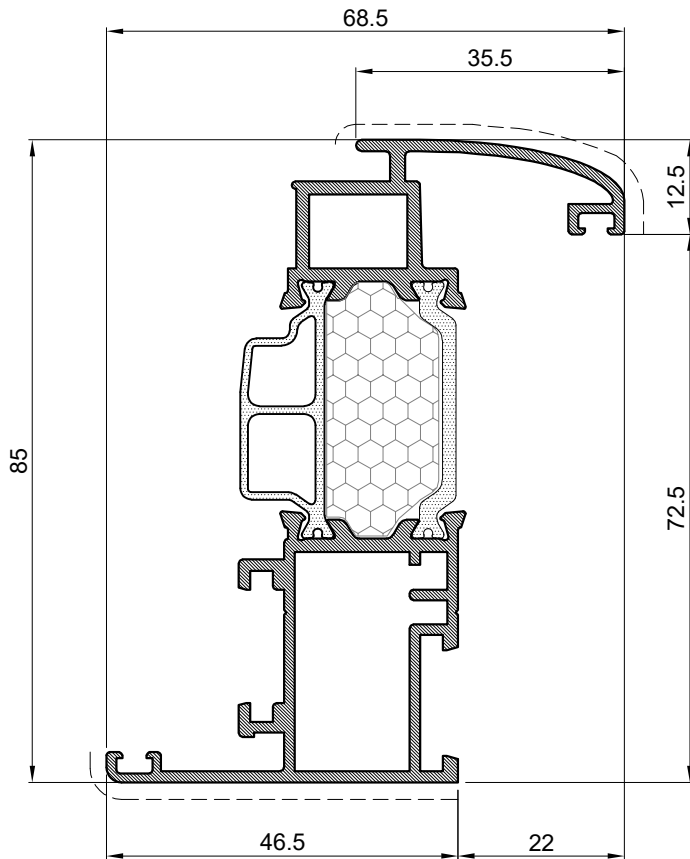


Profil rama Blendrahmenprofil		
Art.Br. Art.Nr.	FT-0297HF	
Težina Gewicht	kg/m	2.653
Opseg Abwicklung	mm	469
Moment inercije Flächen trägheits moment	I_x (cm ⁴)	57.57
	I_y (cm ⁴)	94.25
	W_x (cm ³)	18.02
	W_y (cm ³)	14.82
L	mm	6500

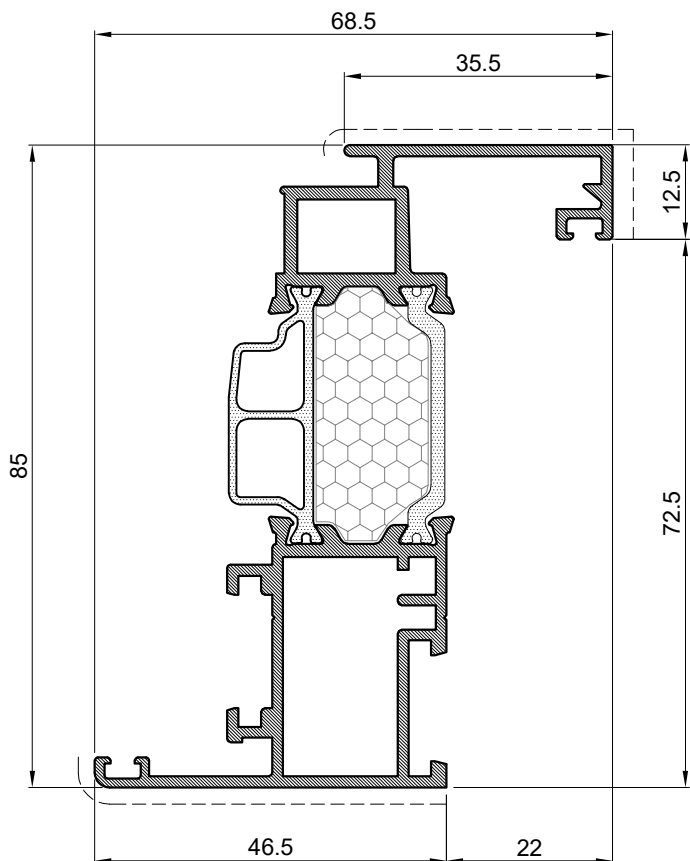


Profil rama Blendrahmenprofil		
Art.Br. Art.Nr.	FT-0261HF	
Težina Gewicht	kg/m	1.549
Opseg Abwicklung	mm	369
Moment inercije Flächen trägheits moment	I_x (cm ⁴)	25.3
	I_y (cm ⁴)	12.41
	W_x (cm ³)	8.10
	W_y (cm ³)	3.22
L	mm	6500

Profil bez XPS ispune u nazivu nema nastavak „F“
 Profil ohne XPS-füllung hat keinen "F"-namen

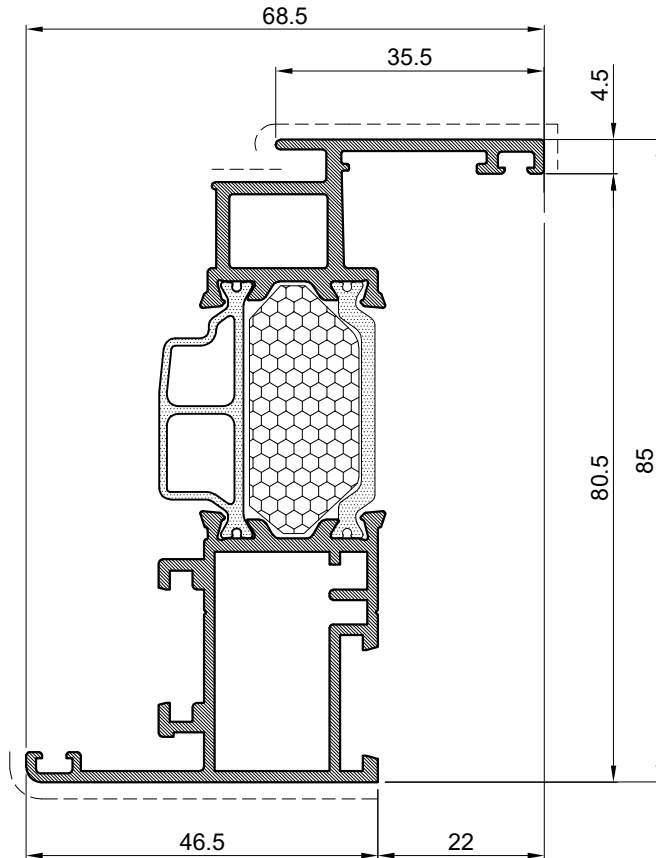


Profil rama Flügelprofil		
Art.Br. Art.Nr.	FT-0203HF	
Težina Gewicht	kg/m	1.556
Opseg Abwicklung	mm	452
Moment inercije Flächen trägheits moment	I _x (cm ⁴)	34.09
	I _y (cm ⁴)	9.02
	W _x (cm ³)	10.62
	W _y (cm ³)	2.58
L	mm	6500

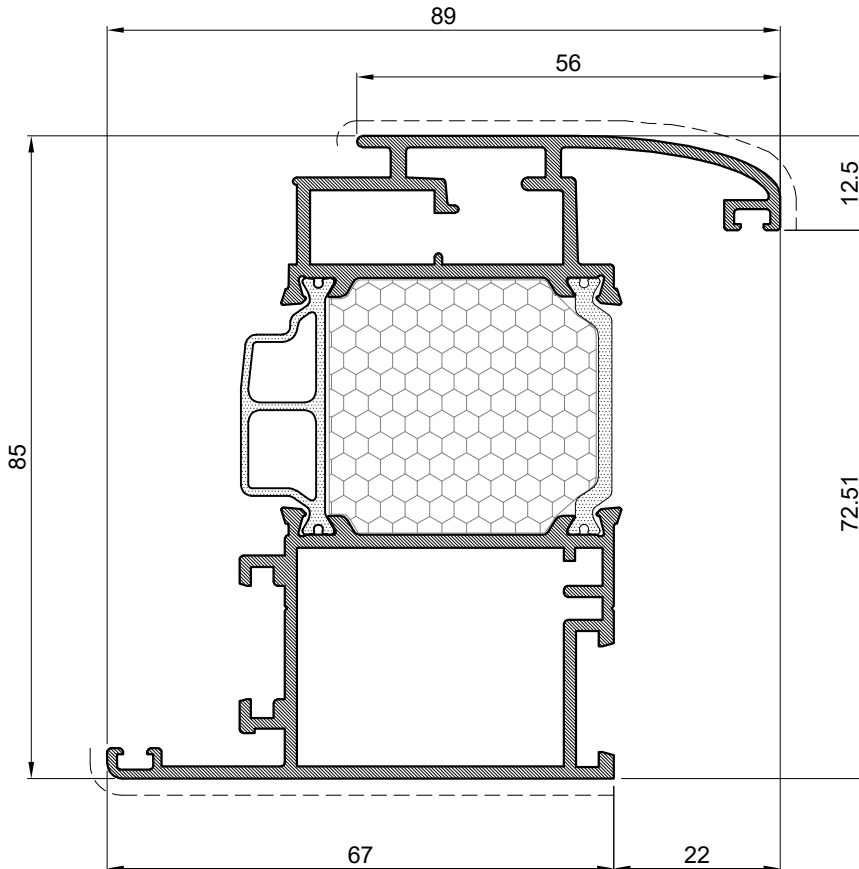


Profil rama Flügelprofil		
Art.Br. Art.Nr.	FT-0221HF	
Težina Gewicht	kg/m	1.575
Opseg Abwicklung	mm	452
Moment inercije Flächen trägheits moment	I _x (cm ⁴)	35.58
	I _y (cm ⁴)	10.17
	W _x (cm ³)	11.34
	W _y (cm ³)	2.85
L	mm	6500

Profil bez XPS ispune u nazivu nema nastavak „F“
 Profil ohne XPS-füllung hat keinen "F"-namen

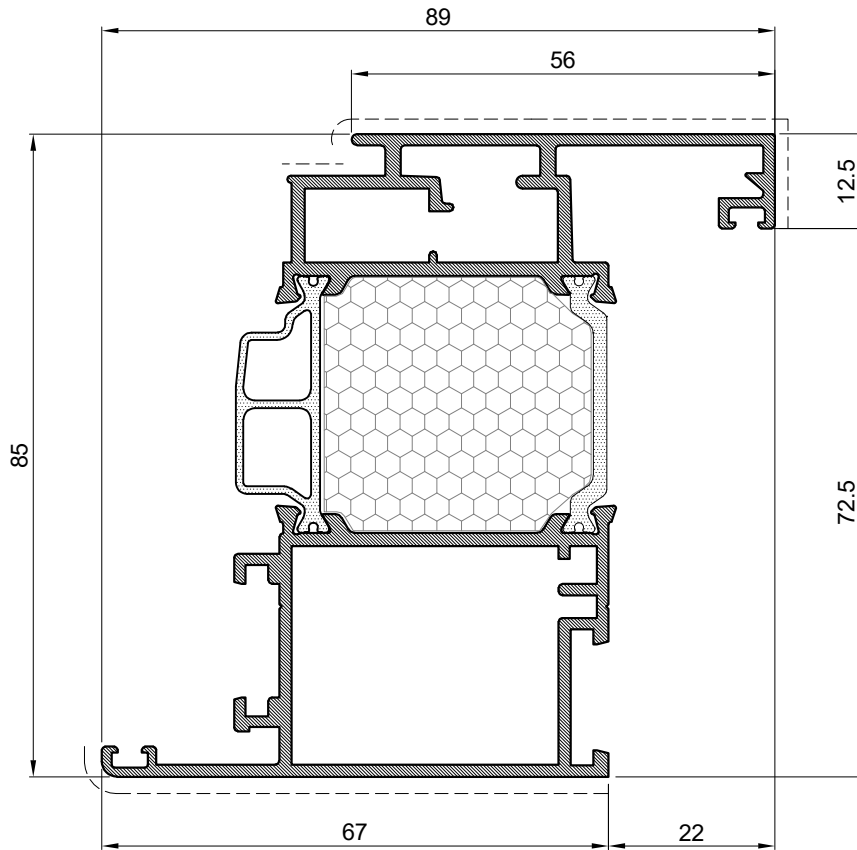


Profil rama Flügelprofil		
Art.Br. Art.Nr.	FT-0295HF	
Težina Gewicht	kg/m	1.527
Opseg Abwicklung	mm	436
Moment inercije Flächen trägheits moment	I _x (cm ⁴)	34.23
	I _y (cm ⁴)	8.23
	W _x (cm ³)	10.59
	W _y (cm ³)	2.38
L	mm	6500

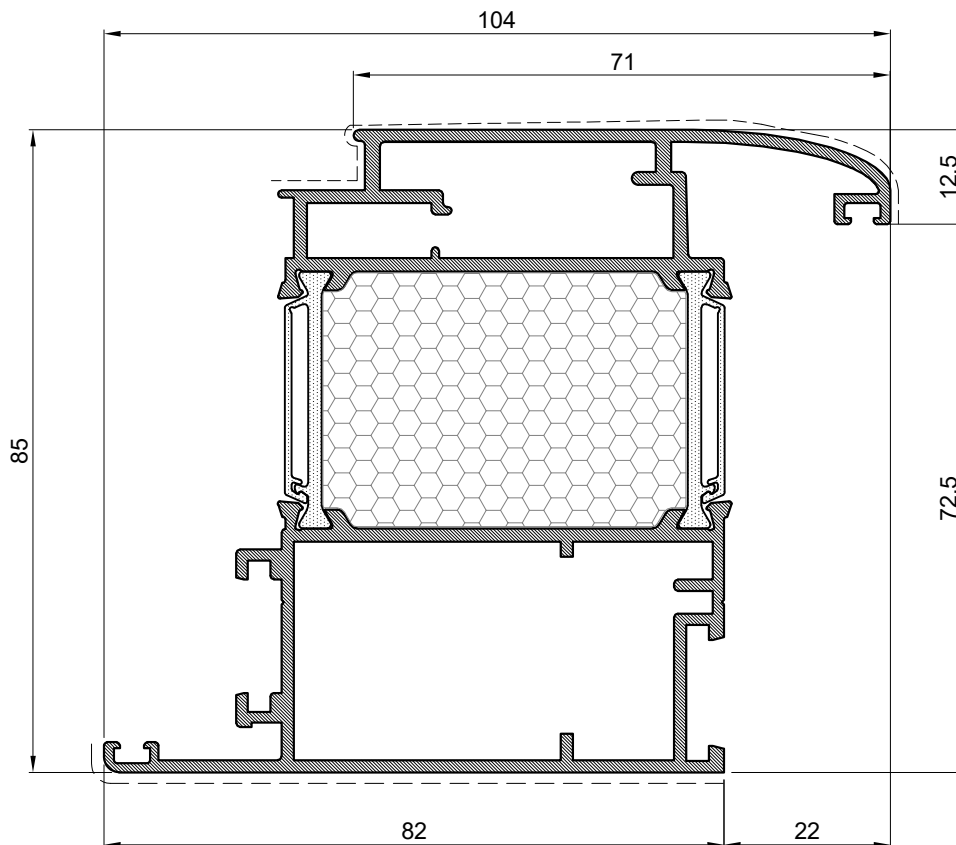


Profil rama Flügelprofil		
Art.Br. Art.Nr.	FT-0204HF	
Težina Gewicht	kg/m	2.050
Opseg Abwicklung	mm	481
Moment inercije Flächen trägheits moment	I _x (cm ⁴)	47.73
	I _y (cm ⁴)	26.08
	W _x (cm ³)	14.82
	W _y (cm ³)	5.75
L	mm	6500

Profil bez XPS ispune u nazivu nema nastavak „F“
 Profil ohne XPS-füllung hat keinen "F"-namen

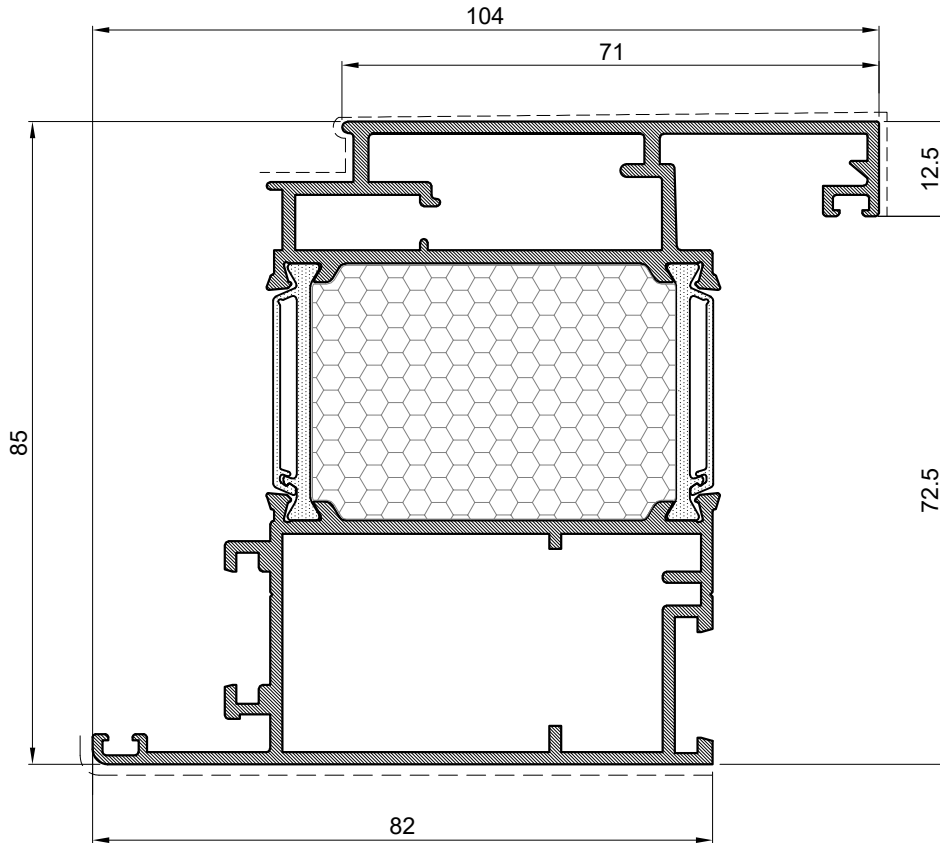


Profil rama Flügelprofil		
Art.Br. Art.Nr.	FT-0230HF	
Težina Gewicht	kg/m	2.079
Opseg Abwicklung	mm	496
Moment inercije Flächen trägheits moment	I _x (cm ⁴)	49.76
	I _y (cm ⁴)	28.24
	W _x (cm ³)	15.35
	W _y (cm ³)	6.14
L	mm	6500

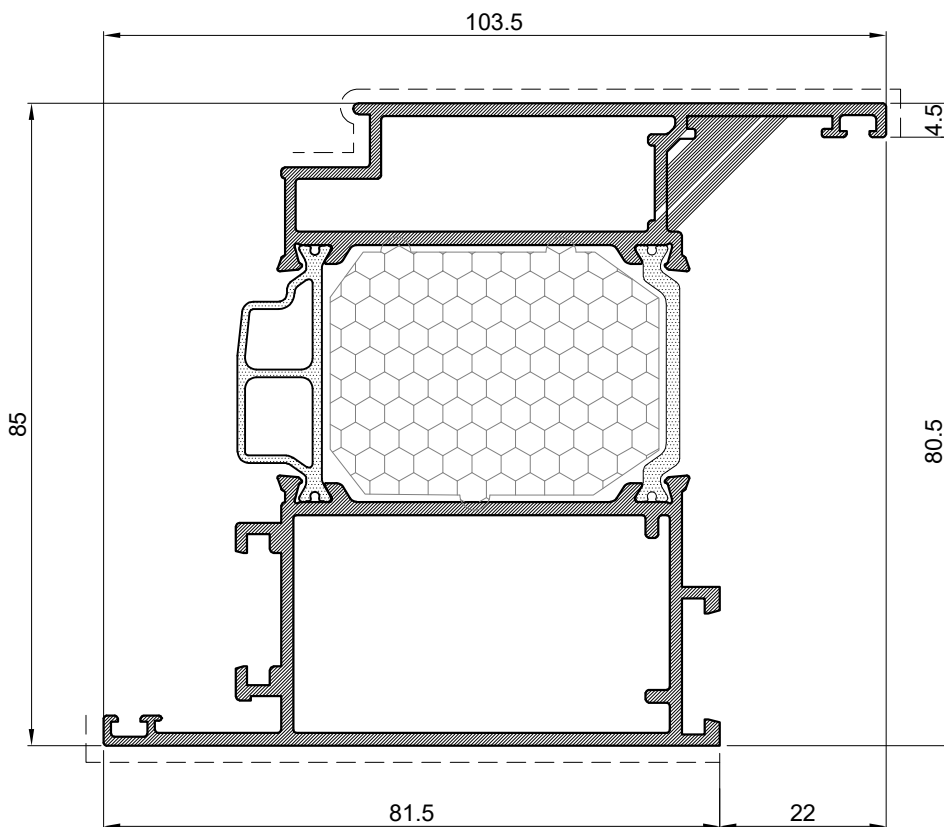


Profil rama Flügelprofil		
Art.Br. Art.Nr.	FT-0218HF	
Težina Gewicht	kg/m	2.372
Opseg Abwicklung	mm	518
Moment inercije Flächen trägheits moment	I _x (cm ⁴)	57.25
	I _y (cm ⁴)	47.81
	W _x (cm ³)	17.94
	W _y (cm ³)	9.04
L	mm	6500

Profil bez XPS ispune u nazivu nema nastavak „F”
 Profil ohne XPS-füllung hat keinen "F"-namen

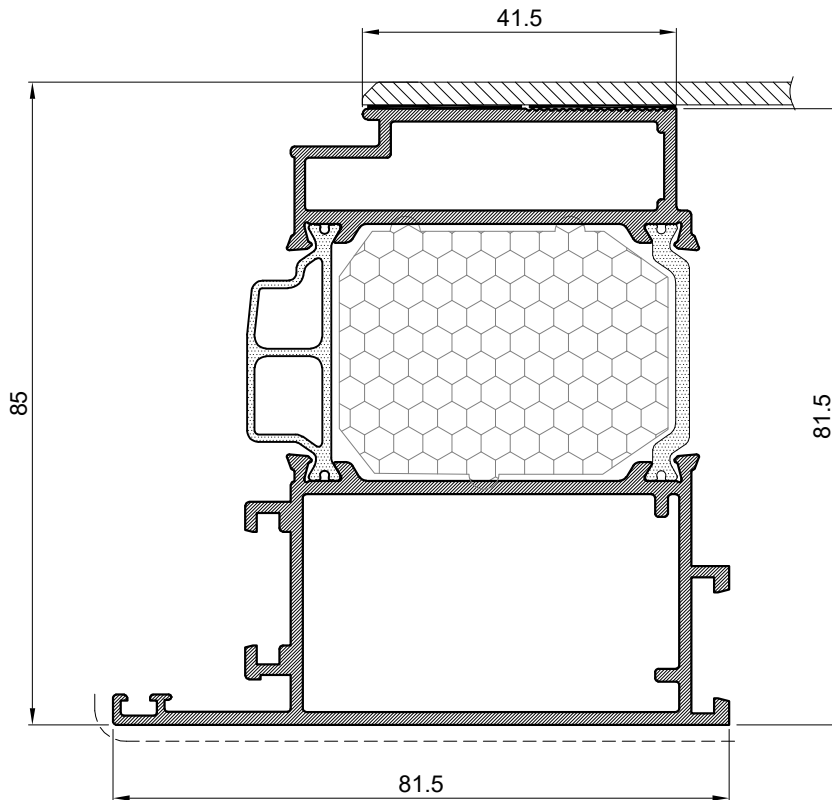


Profil rama Flügelprofil		
Art.Br. Art.Nr.	FT-0247HF	
Težina Gewicht	kg/m	2.401
Opseg Abwicklung	mm	495
Moment inercije Flächen trägheits moment	I _x (cm ⁴)	58.71
	I _y (cm ⁴)	50.54
	W _x (cm ³)	18.14
	W _y (cm ³)	9.44
L	mm	6500

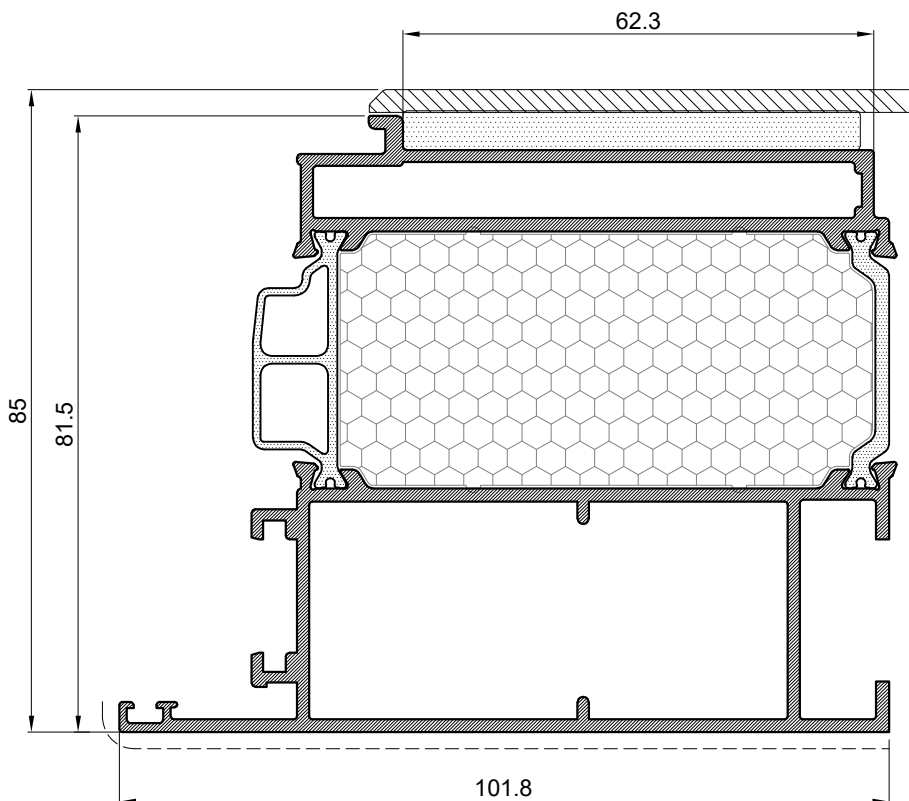


Profil rama Flügelprofil		
Art.Br. Art.Nr.	FT-0275HF	
Težina Gewicht	kg/m	2.202
Opseg Abwicklung	mm	499
Moment inercije Flächen trägheits moment	I _x (cm ⁴)	54.81
	I _y (cm ⁴)	42.12
	W _x (cm ³)	17.19
	W _y (cm ³)	8.05
L	mm	6500

Profil bez XPS ispune u nazivu nema nastavak „F”
 Profil ohne XPS-füllung hat keinen "F"-namen

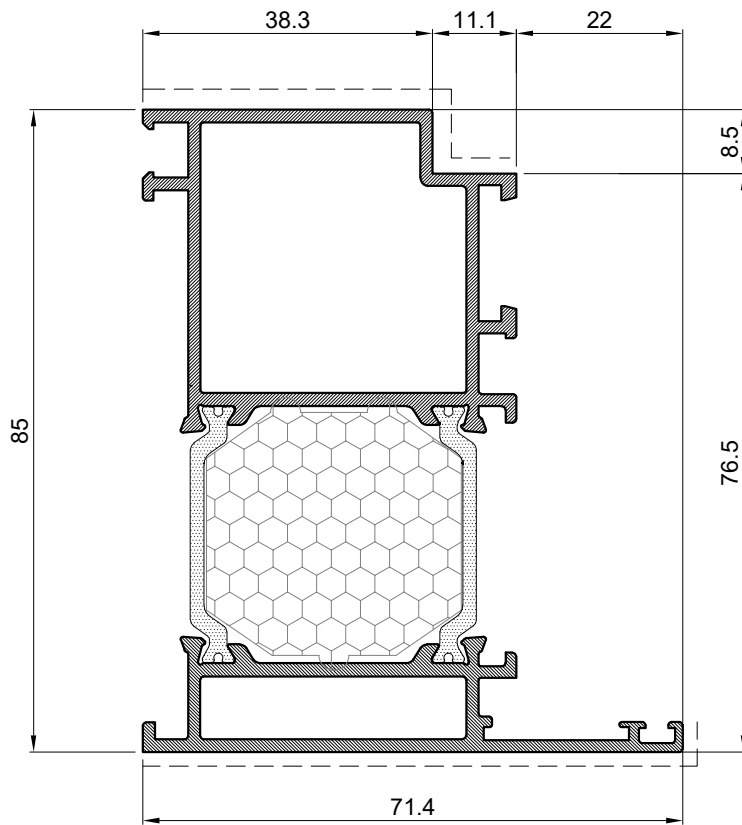


Profil rama Flügelprofil		
Art.Br. Art.Nr.	FT-0291HF	
Težina Gewicht	kg/m	1.995
Opseg Abwicklung	mm	371
Moment inercije Flächen trägheits moment	I _x (cm ⁴)	57.31
	I _y (cm ⁴)	30.87
	W _x (cm ³)	12.75
	W _y (cm ³)	6.52
L	mm	6500

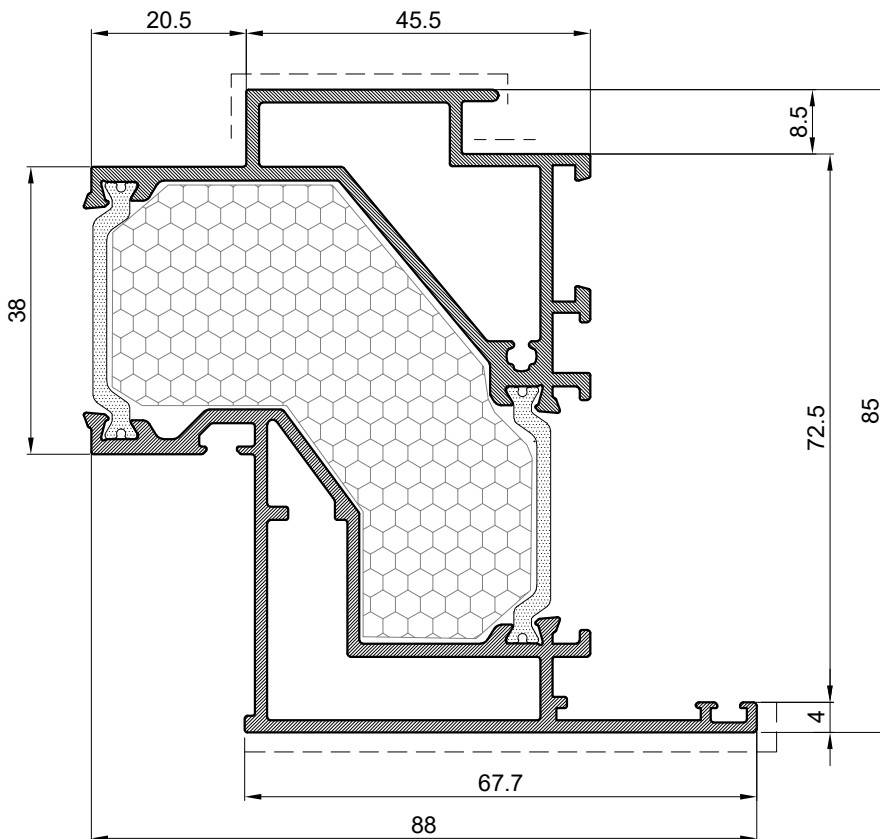


Profil rama Flügelprofil		
Art.Br. Art.Nr.	FT-1615HF	
Težina Gewicht	kg/m	2.376
Opseg Abwicklung	mm	472
Moment inercije Flächen trägheits moment	I _x (cm ⁴)	52.04
	I _y (cm ⁴)	65.93
	W _x (cm ³)	16.07
	W _y (cm ³)	11.43
L	mm	6500

Profil bez XPS ispune u nazivu nema nastavak „F“
 Profil ohne XPS-füllung hat keinen "F"-namen

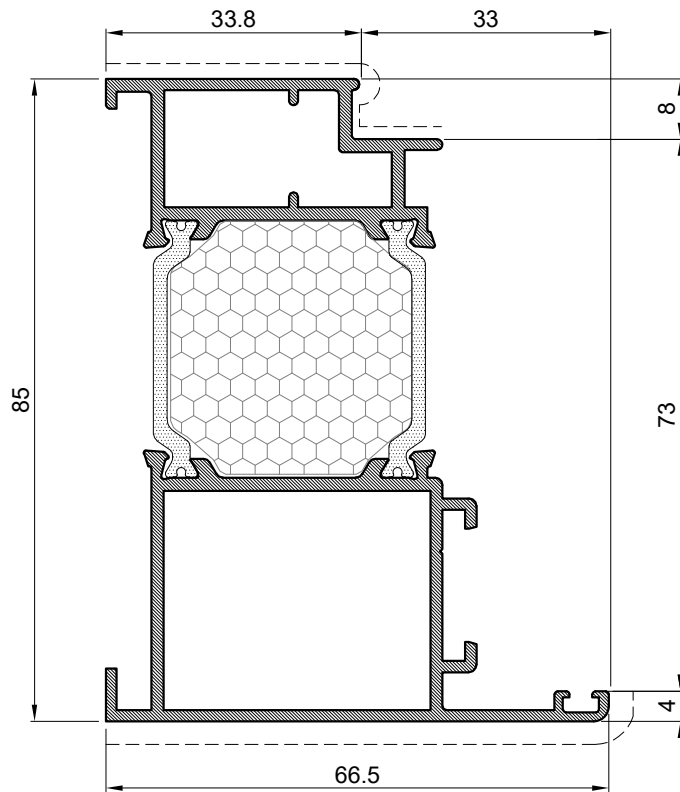


Profil rama,otvaranje vani Rahmenprofil, Öffnung außen		
Art.Br. Art.Nr.	FT-0278HF	
Težina Gewicht	kg/m	1.801
Opseg Abwicklung	mm	411
Moment inercije Flächen trägheits moment	I _x (cm ⁴)	42.92
	I _y (cm ⁴)	18.79
	W _x (cm ³)	12.28
	W _y (cm ³)	4.35
L	mm	6500



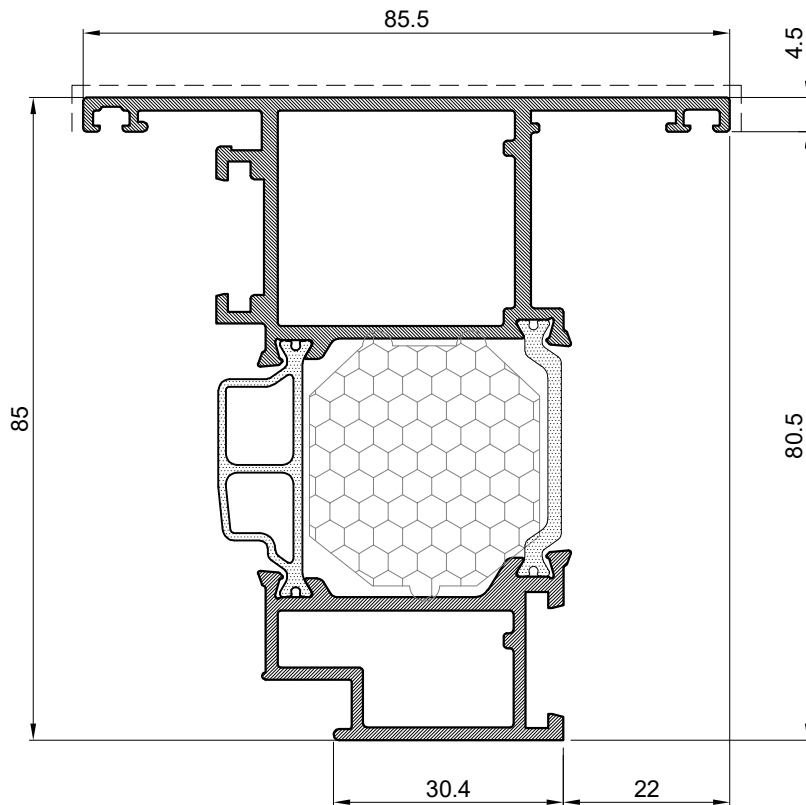
Profil rama,otvaranje vani Rahmenprofil, Öffnung außen		
Art.Br. Art.Nr.	FT-0290HF	
Težina Gewicht	kg/m	2.21
Opseg Abwicklung	mm	456
Moment inercije Flächen trägheits moment	I _x (cm ⁴)	48.33
	I _y (cm ⁴)	31.3
	W _x (cm ³)	14.18
	W _y (cm ³)	6.52
L	mm	6500

Profil bez XPS ispune u nazivu nema nastavak „F“
 Profil ohne XPS-füllung hat keinen "F"-namen

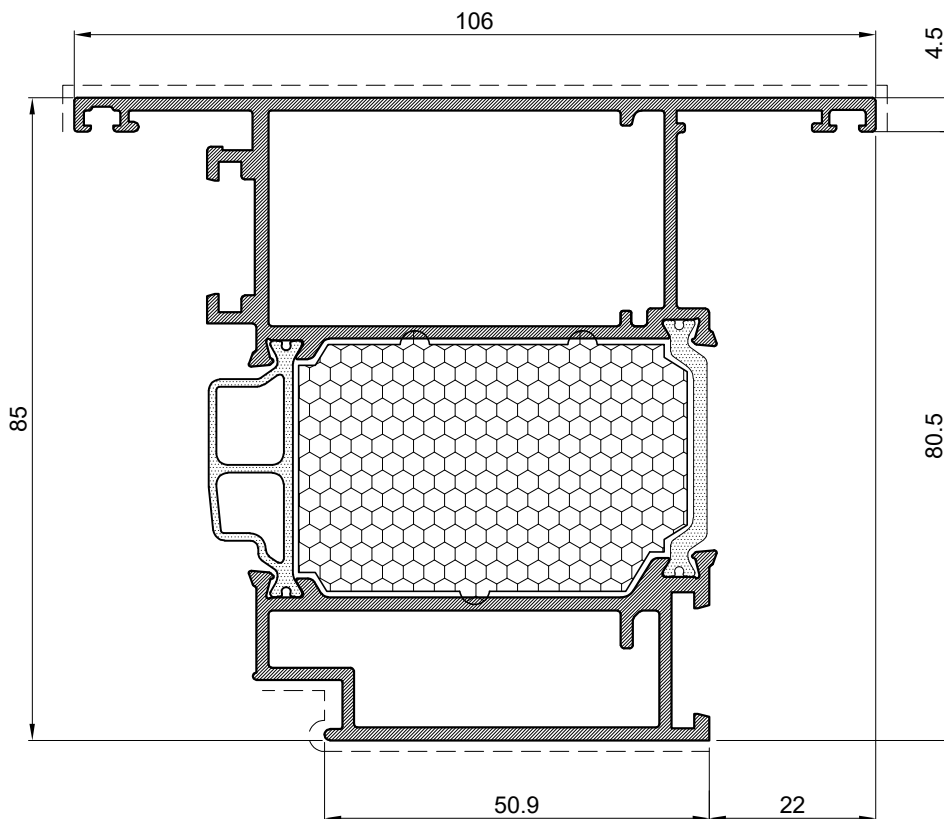


Profil rama, otvaranje vani Rahmenprofil, Öffnung außen		
Art.Br. Art.Nr.	FT-0220HF	
Težina Gewicht	kg/m	1.661
Opseg Abwicklung	mm	372
Moment inercije Flächen trägheits moment	I _x (cm ⁴)	38.21
	I _y (cm ⁴)	14.92
	W _x (cm ³)	11.32
	W _y (cm ³)	3.72
L	mm	6500

Profil bez XPS ispune u nazivu nema nastavak „F”
 Profil ohne XPS-füllung hat keinen "F"-namen

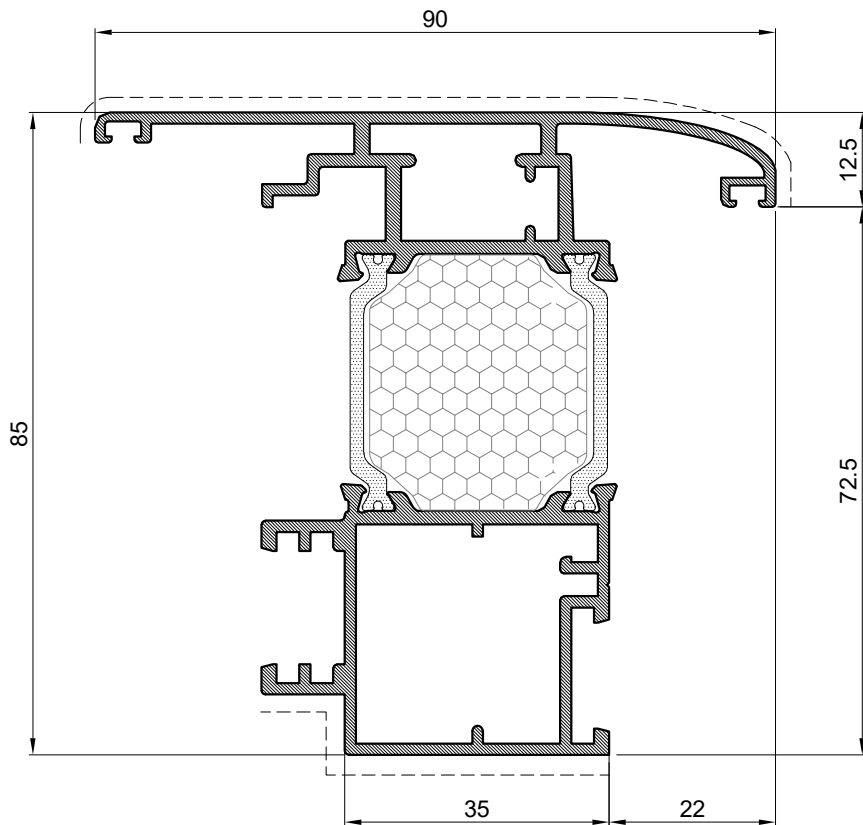


Profil krila, otvaranje vani Flügelprofil, Öffnung außen		
Art.Br. Art.Nr.	FT-0283HF	
Težina Gewicht	kg/m	1.949
Opseg Abwicklung	mm	446
Moment inerције Flächen trägheits moment	I _x (cm ⁴)	44.89
	I _y (cm ⁴)	21.88
	W _x (cm ³)	12.24
	W _y (cm ³)	5.09
L	mm	6500

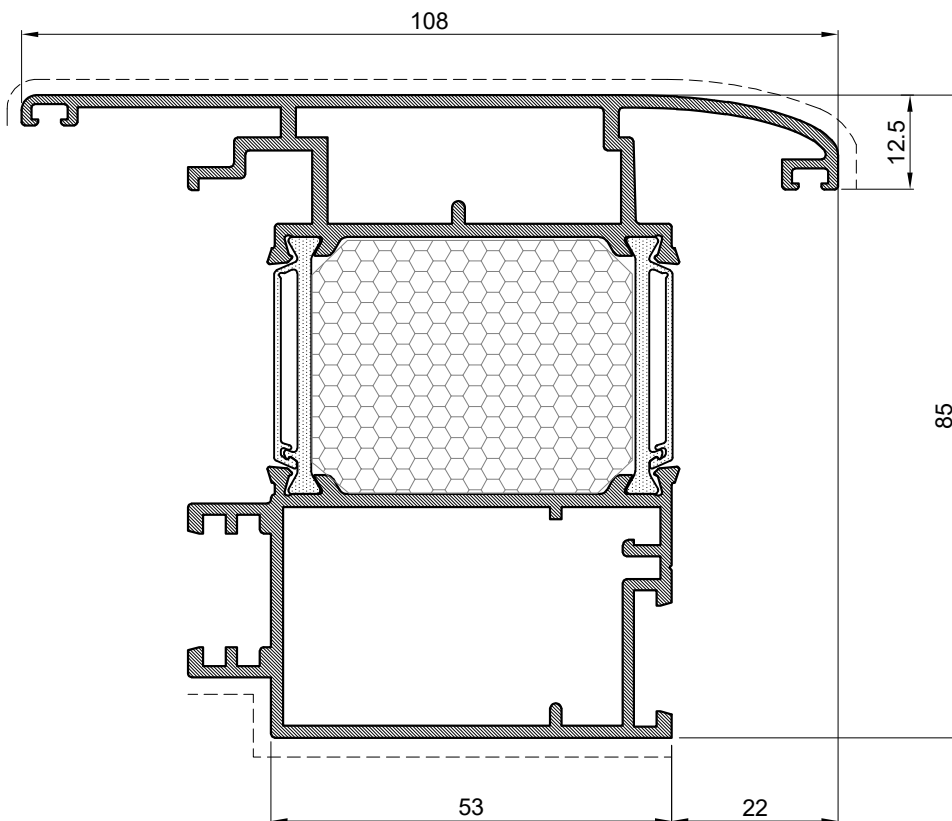


Profil krila, otvaranje vani Flügelprofil, Öffnung außen		
Art.Br. Art.Nr.	FT-0279HF	
Težina Gewicht	kg/m	2.324
Opseg Abwicklung	mm	503
Moment inercije Flächen trägheits moment	I _x (cm ⁴)	56.61
	I _y (cm ⁴)	49.66
	W _x (cm ³)	16.22
	W _y (cm ³)	9.3
L	mm	6500

Profil bez XPS ispune u nazivu nema nastavak „F“
 Profil ohne XPS-füllung hat keinen "F"-namen

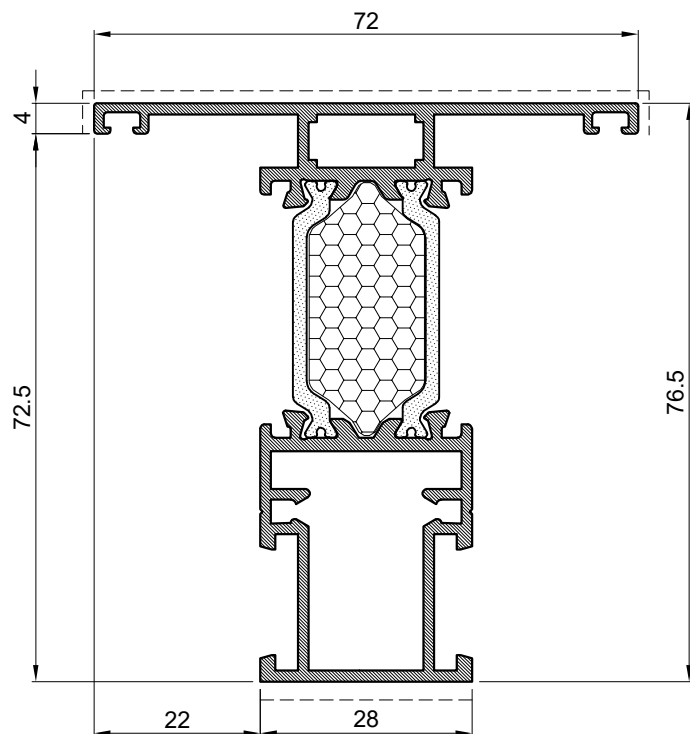


Profil krila, otvaranje vani Flügelprofil, Öffnung außen		
Art.Br. Art.Nr.	FT-0210HF	
Težina Gewicht	kg/m	2.027
Opseg Abwicklung	mm	532
Moment inerције Flächen trägheits moment	I _x (cm ⁴)	45.75
	I _y (cm ⁴)	23.21
	W _x (cm ³)	12.6
	W _y (cm ³)	4.93
L	mm	6500

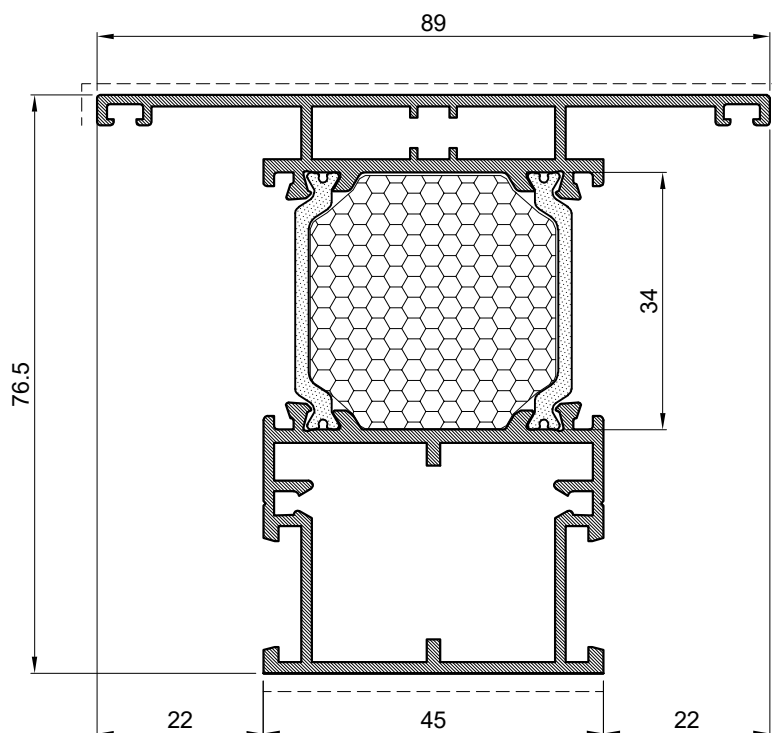


Profil krila, otvaranje vani Flügelprofil, Öffnung außen		
Art.Br. Art.Nr.	FT-0219HF	
Težina Gewicht	kg/m	2.424
Opseg Abwicklung	mm	570
Moment inercije Flächen trägheits moment	I _x (cm ⁴)	55.99
	I _y (cm ⁴)	49.45
	W _x (cm ³)	15.62
	W _y (cm ³)	8.82
L	mm	6500

Profil bez XPS ispune u nazivu nema nastavak „F”
Profil ohne XPS-füllung hat keinen "F"-namen

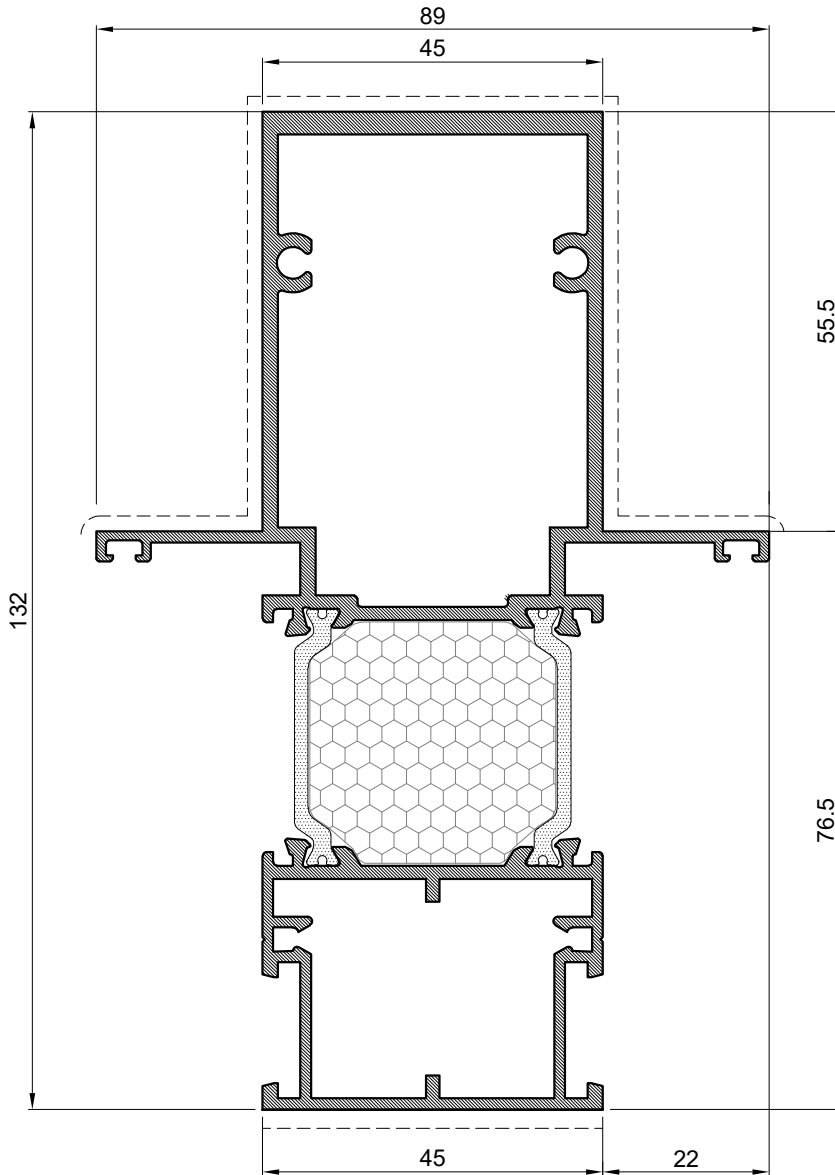


Profil prečke Sprossenprofil		
Art.Br. Art.Nr.	FT-0205HF	
Težina Gewicht	kg/m	1.477
Opseg Abwicklung	mm	406
Moment inercije Flächen trägheits moment	I _x (cm ⁴)	27
	I _y (cm ⁴)	8.91
	W _x (cm ³)	8.34
	W _y (cm ³)	2.47
L	mm	6500

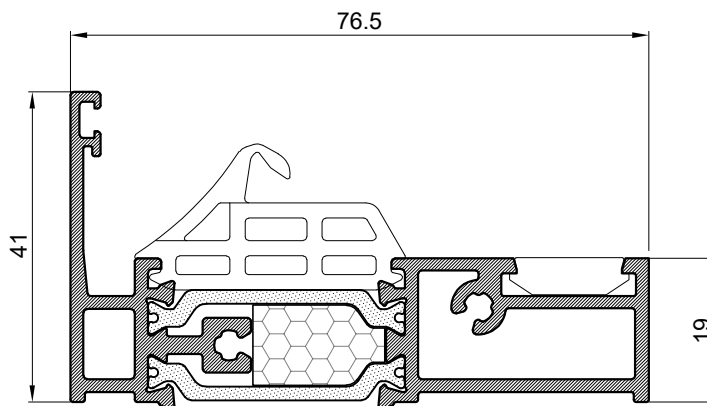


Profil prečke Sprossenprofil		
Art.Br. Art.Nr.	FT-0206HF	
Težina Gewicht	kg/m	1.808
Opseg Abwicklung	mm	454
Moment inercije Flächen trägheits moment	I _x (cm ⁴)	34.87
	I _y (cm ⁴)	21.51
	W _x (cm ³)	10.84
	W _y (cm ³)	4.83
L	mm	6500

Profil bez XPS ispune u nazivu nema nastavak „F“
 Profil ohne XPS-füllung hat keinen "F"-namen

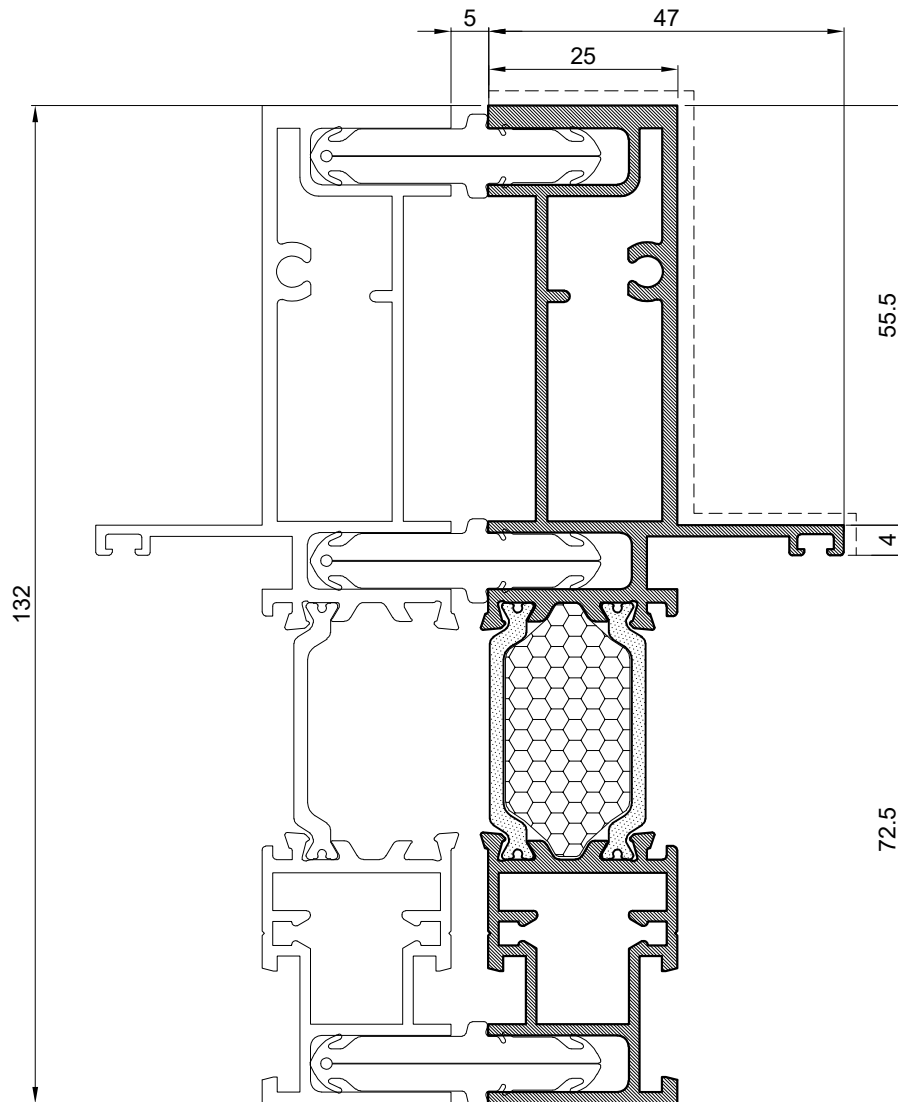


Profil ojačane prečke Statik Sprossenprofil		
Art.Br. Art.Nr.	FT-0209HF	
Težina Gewicht	kg/m	2.730
Opseg Abwicklung	mm	564
Moment inercije Flächen trägheits moment	I _x (cm ⁴)	133.33
	I _y (cm ⁴)	34.73
	W _x (cm ³)	24.3
	W _y (cm ³)	7.8
L	mm	6500

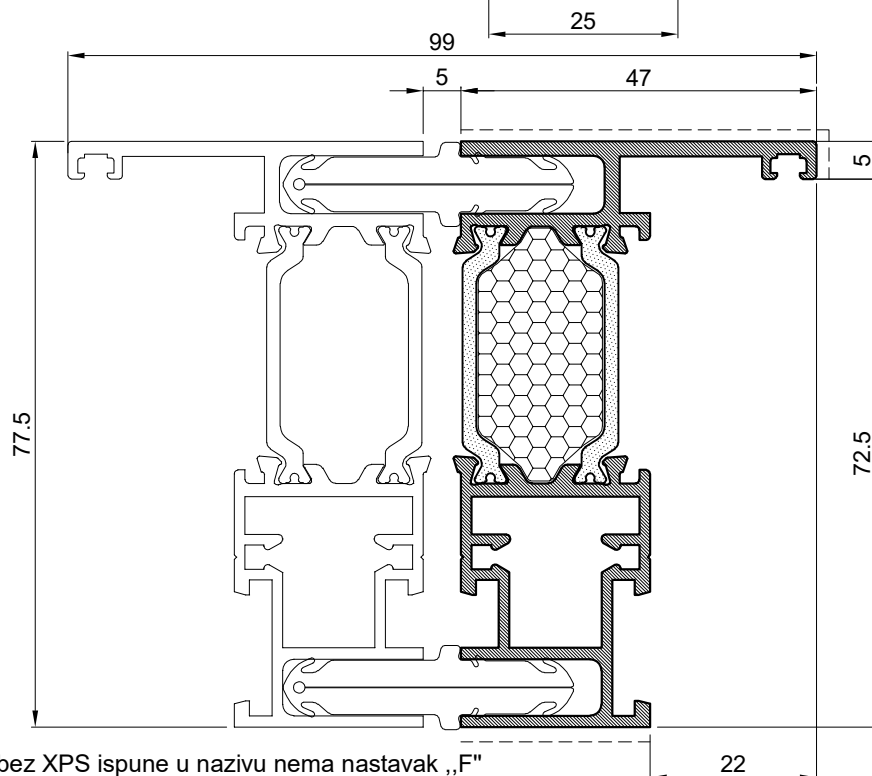


Profil praga Schwellenprofil		
Art.Br. Art.Nr.	FT-1614HF	
Težina Weight	kg/m	1.300
Opseg Perimeter	mm	280
L	mm	6500

Profil bez XPS ispune u nazivu nema nastavak „F“
 Profil ohne XPS-füllung hat keinen "F"-namen



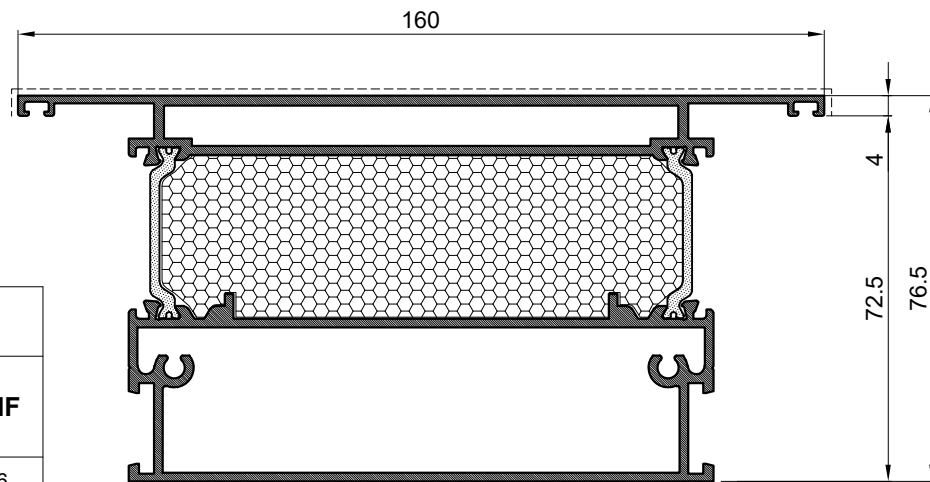
Vezni profil s ojačanjem Statikdehnungsblendrahmen		
Art.Br. Art.Nr.	FT-0226HF	
Težina Gewicht	kg/m	2.148
Opseg Abwicklung	mm	548
Moment inercije Flächen trägheits moment	I _x (cm ⁴)	100.31
	I _y (cm ⁴)	6.66
	W _x (cm ³)	18.54
	W _y (cm ³)	2.1
L	mm	6500



Vezni profil Statikdehnungsblendrahmen		
Art.Br. Art.Nr.	FT-0227HF	
Težina Gewicht	kg/m	1.380
Opseg Abwicklung	mm	388
Moment inercije Flächen trägheits moment	I _x (cm ⁴)	24.96
	I _y (cm ⁴)	5.42
	W _x (cm ³)	8.15
	W _y (cm ³)	1.73
L	mm	6500

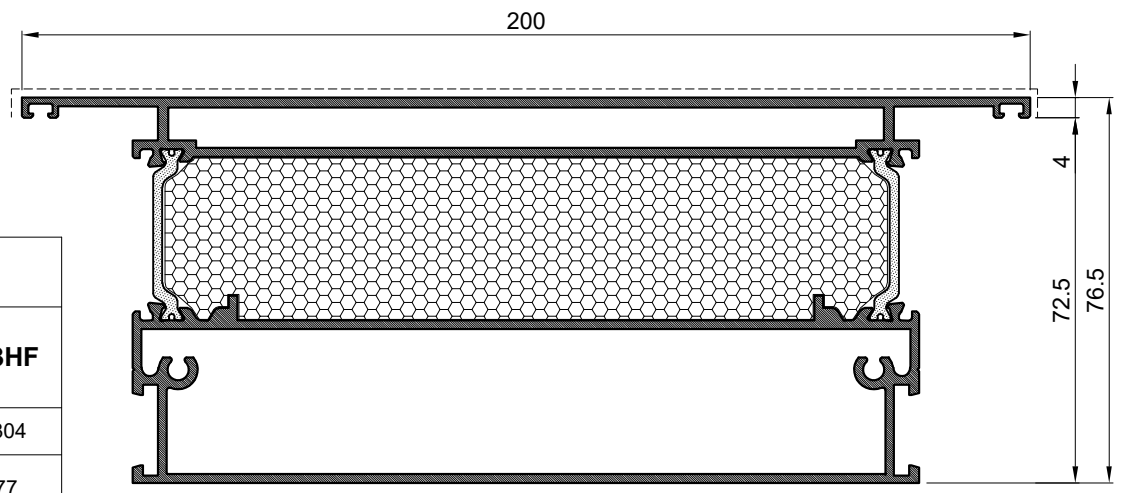
Profil bez XPS ispune u nazivu nema nastavak „F“
 Profil ohne XPS-füllung hat keinen "F"-namen

M 1:1.5



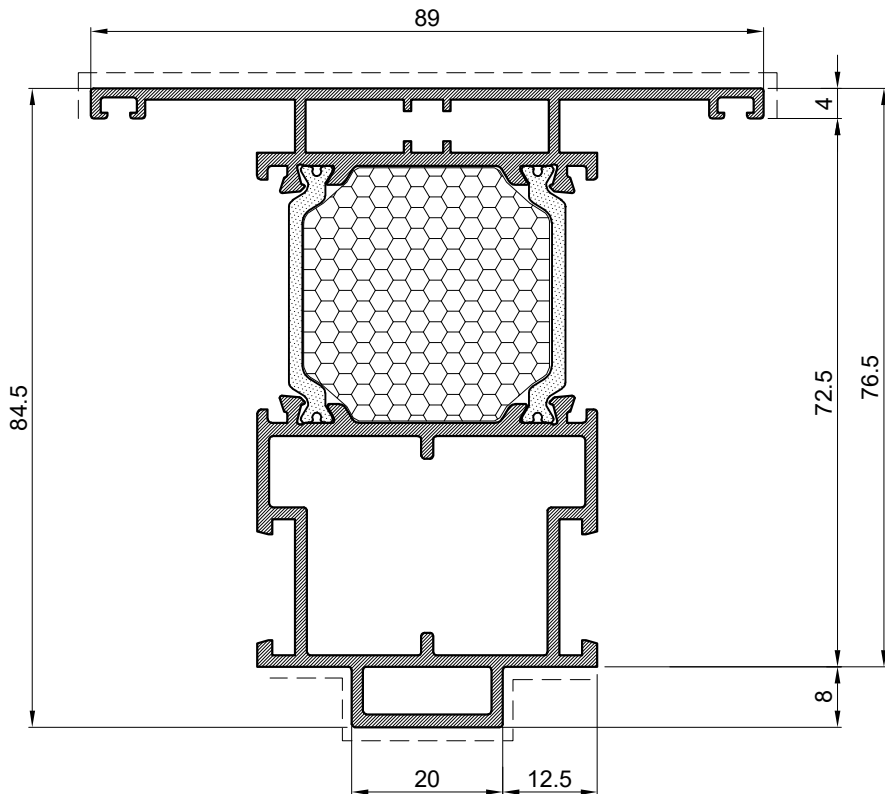
Profil prečke Sprossenprofil		
Art.Br. Art.Nr.	FT-0207HF	
Težina Gewicht	kg/m	3.456
Opseg Abwicklung	mm	588
Moment inercije Flächen trägheits moment	I _x (cm ⁴)	71.91
	I _y (cm ⁴)	209.94
	W _x (cm ³)	22.46
	W _y (cm ³)	26.24
L	mm	6500

M 1:1.5

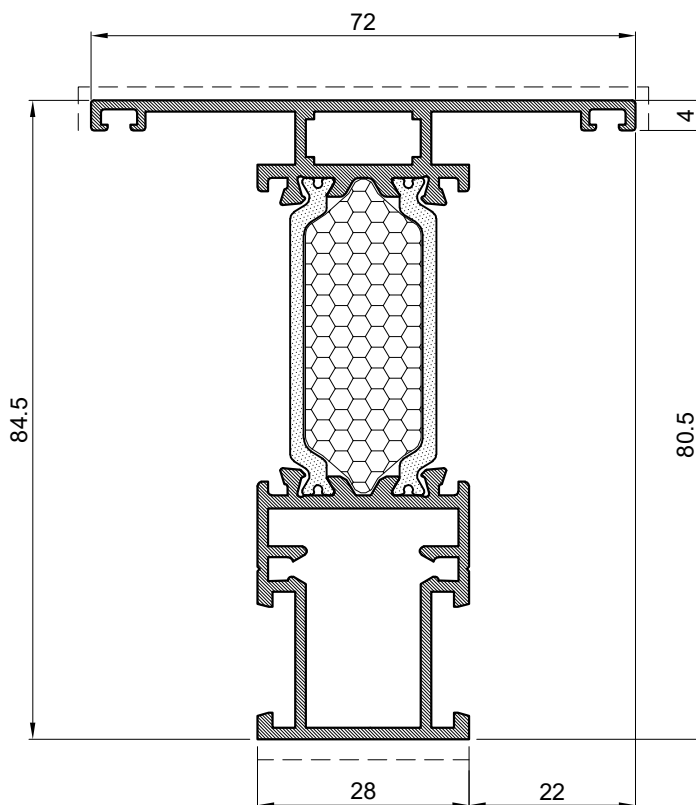


Profil prečke Sprossenprofil		
Art.Br. Art.Nr.	FT-0243HF	
Težina Gewicht	kg/m	4.304
Opseg Abwicklung	mm	677
Moment inercije Flächen trägheits moment	I _x (cm ⁴)	93.1
	I _y (cm ⁴)	450.13
	W _x (cm ³)	29.01
	W _y (cm ³)	45.01
L	mm	6500

Profil bez XPS ispune u nazivu nema nastavak „F”
Profil ohne XPS-füllung hat keinen "F"-namen

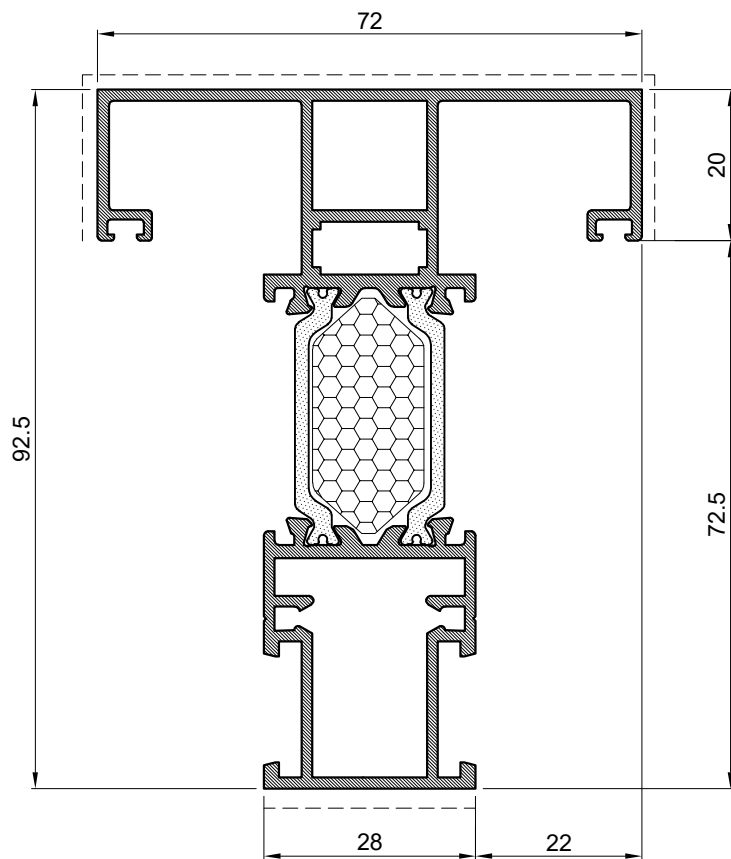


Profil prečke Sprossenprofil		
Art.Br. Art.Nr.	FT-0276HF	
Težina Gewicht	kg/m	1.941
Opseg Abwicklung	mm	478
Moment inercije Flächen trägheits moment	Ix (cm ⁴)	56.8
	Iy (cm ⁴)	21.93
	Wx (cm ³)	17.76
	Wy (cm ³)	4.93
L	mm	6500

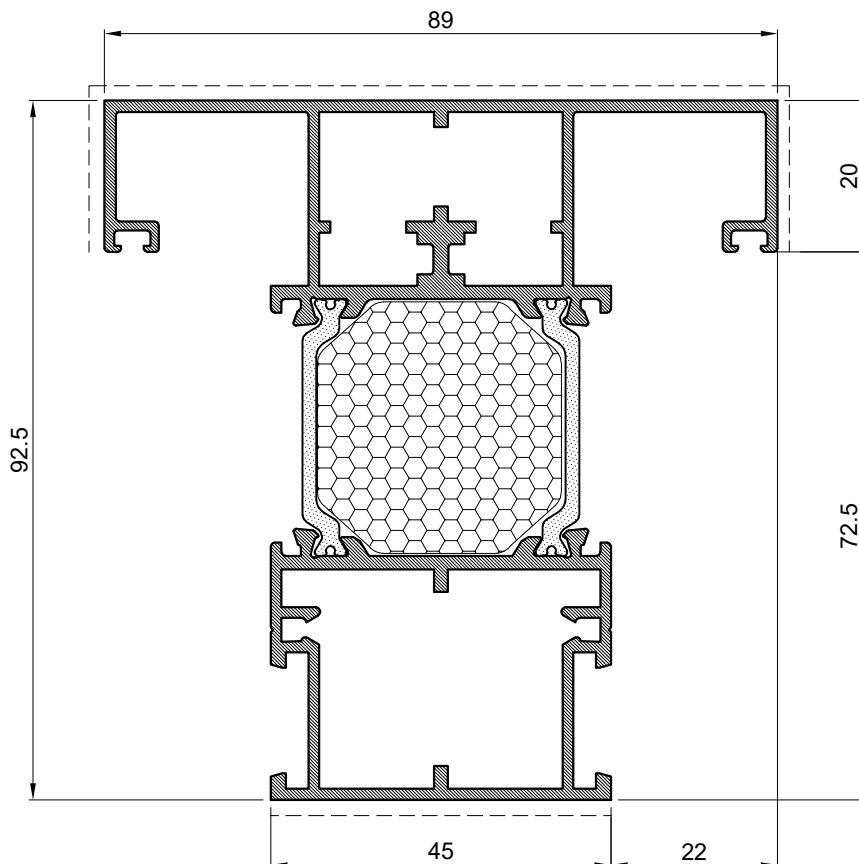


Profil prečke Sprossenprofil		
Art.Br. Art.Nr.	FT-0284HF	
Težina Gewicht	kg/m	1.515
Opseg Abwicklung	mm	416
Moment inercije Flächen trägheits moment	Ix (cm ⁴)	34.47
	Iy (cm ⁴)	8.91
	Wx (cm ³)	9.91
	Wy (cm ³)	2.47
L	mm	6500

Profil bez XPS ispune u nazivu nema nastavak „F“
 Profil ohne XPS-füllung hat keinen "F"-namen

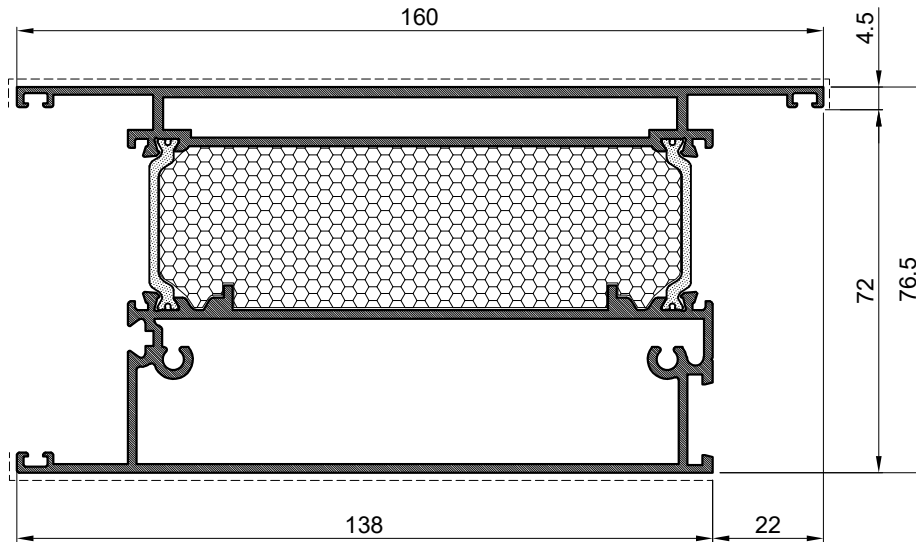


Profil prečke Sprossenprofil		
Art.Br. Art.Nr.	FT-0269HF	
Težina Gewicht	kg/m	1.835
Opseg Abwicklung	mm	523
Moment inercije Flächen trägheits moment	I _x (cm ⁴)	45.3
	I _y (cm ⁴)	16.97
	W _x (cm ³)	11.19
	W _y (cm ³)	4.71
L	mm	6500

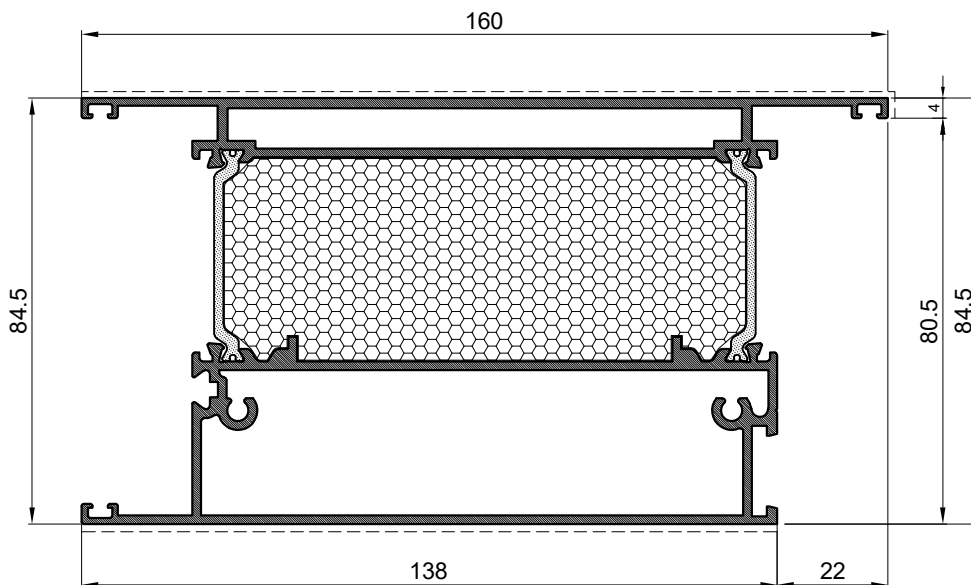


Profil prečke Sprossenprofil		
Art.Br. Art.Nr.	FT-0270HF	
Težina Gewicht	kg/m	2.230
Opseg Abwicklung	mm	551
Moment inercije Flächen trägheits moment	I _x (cm ⁴)	57.16
	I _y (cm ⁴)	34.87
	W _x (cm ³)	14.33
	W _y (cm ³)	7.84
L	mm	6500

Profil bez XPS ispune u nazivu nema nastavak „F“
 Profil ohne XPS-füllung hat keinen "F"-namen

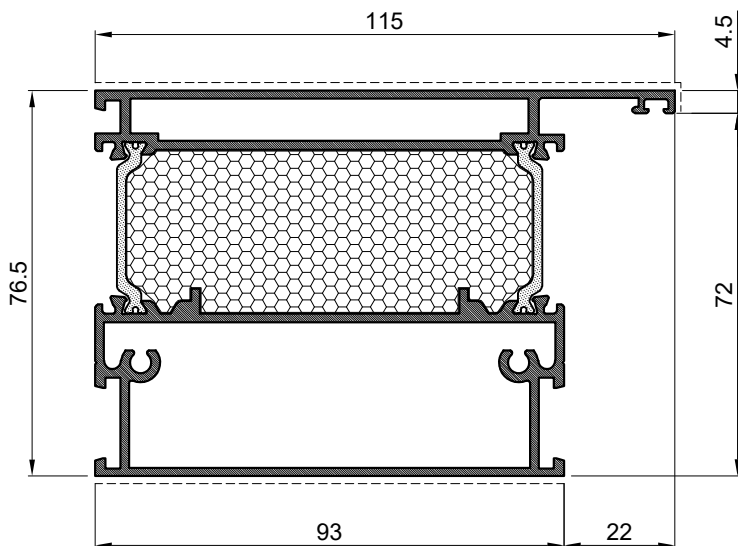
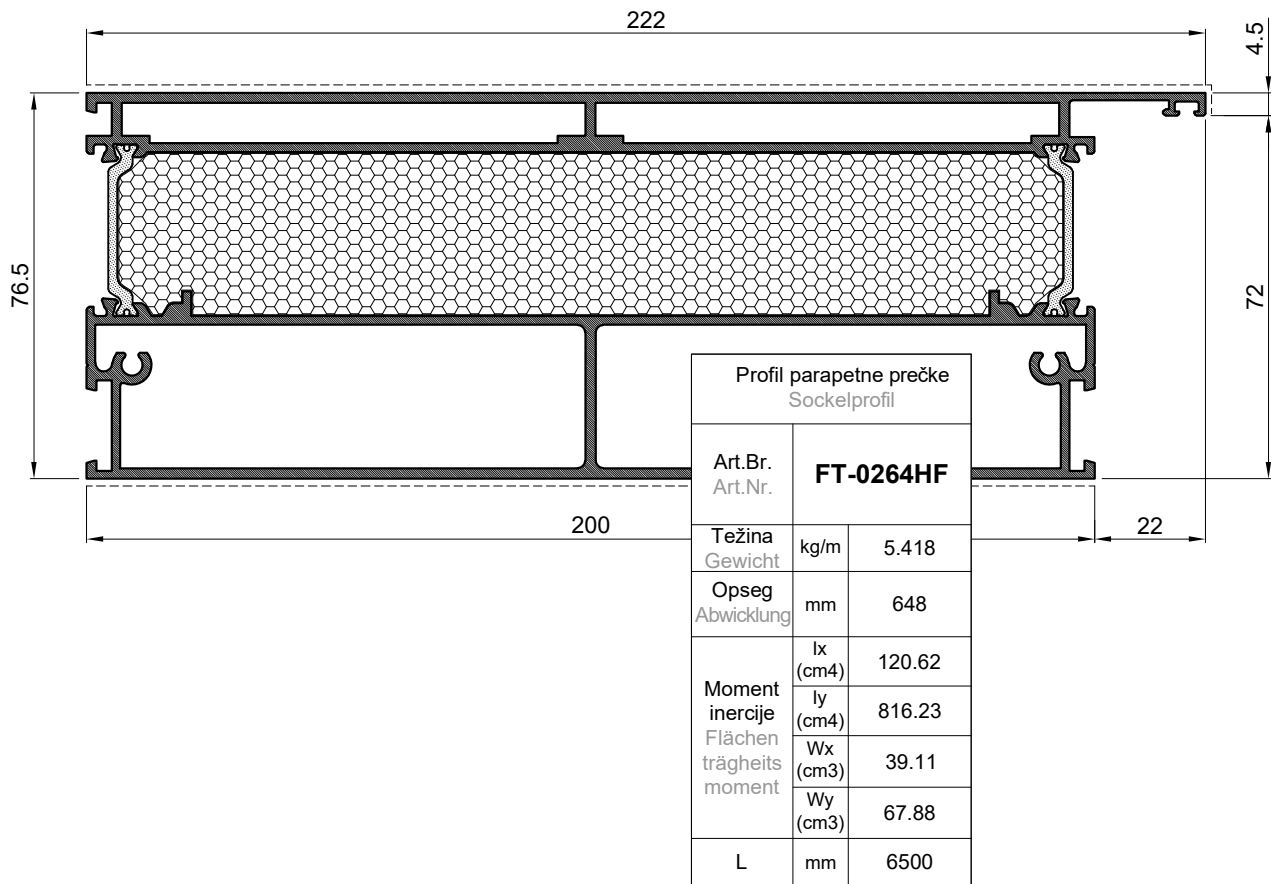


Profil parapetne prečke Sockelprofil		
Art.Br. Art.Nr.	FT-0208HF	
Težina Gewicht	kg/m	3.560
Opseg Abwicklung	mm	641
Moment inercije Flächen trägheits moment	I _x (cm ⁴)	76.82
	I _y (cm ⁴)	229.98
	W _x (cm ³)	24.7
	W _y (cm ³)	27.94
L	mm	6500

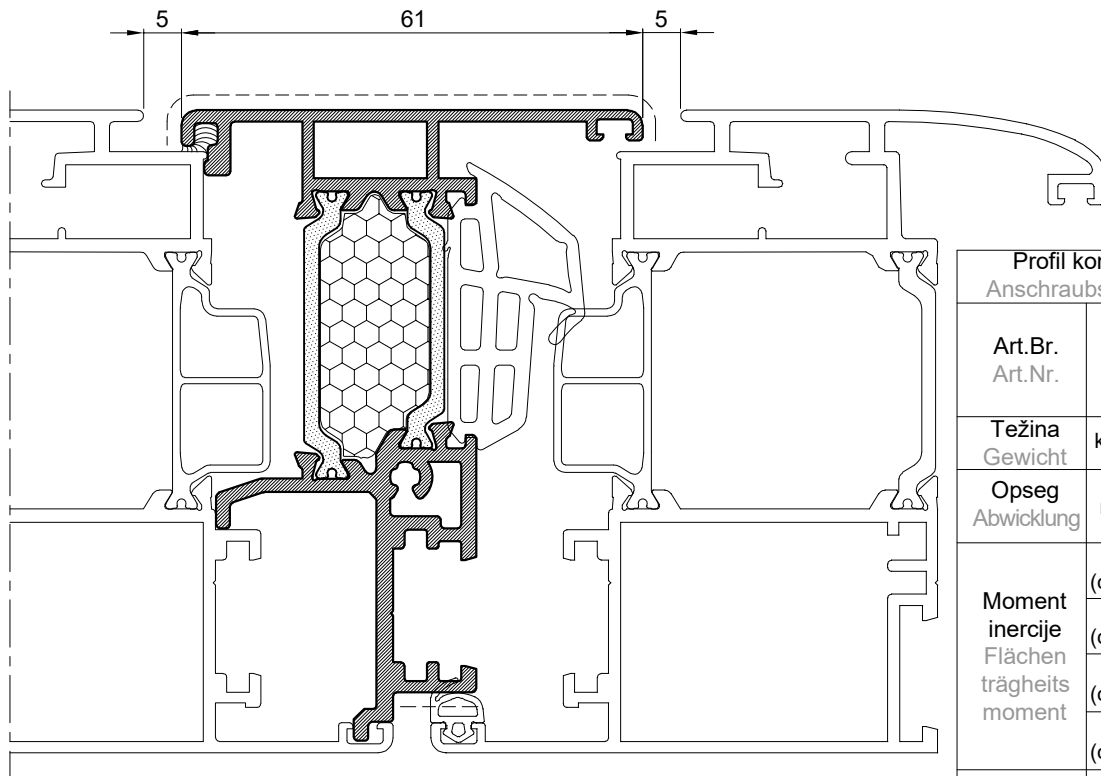


Profil parapetne prečke Sockelprofil		
Art.Br. Art.Nr.	FT-0282HF	
Težina Gewicht	kg/m	3.598
Opseg Abwicklung	mm	666
Moment inercije Flächen trägheits moment	I _x (cm ⁴)	96.79
	I _y (cm ⁴)	230
	W _x (cm ³)	28.99
	W _y (cm ³)	27.94
L	mm	6500

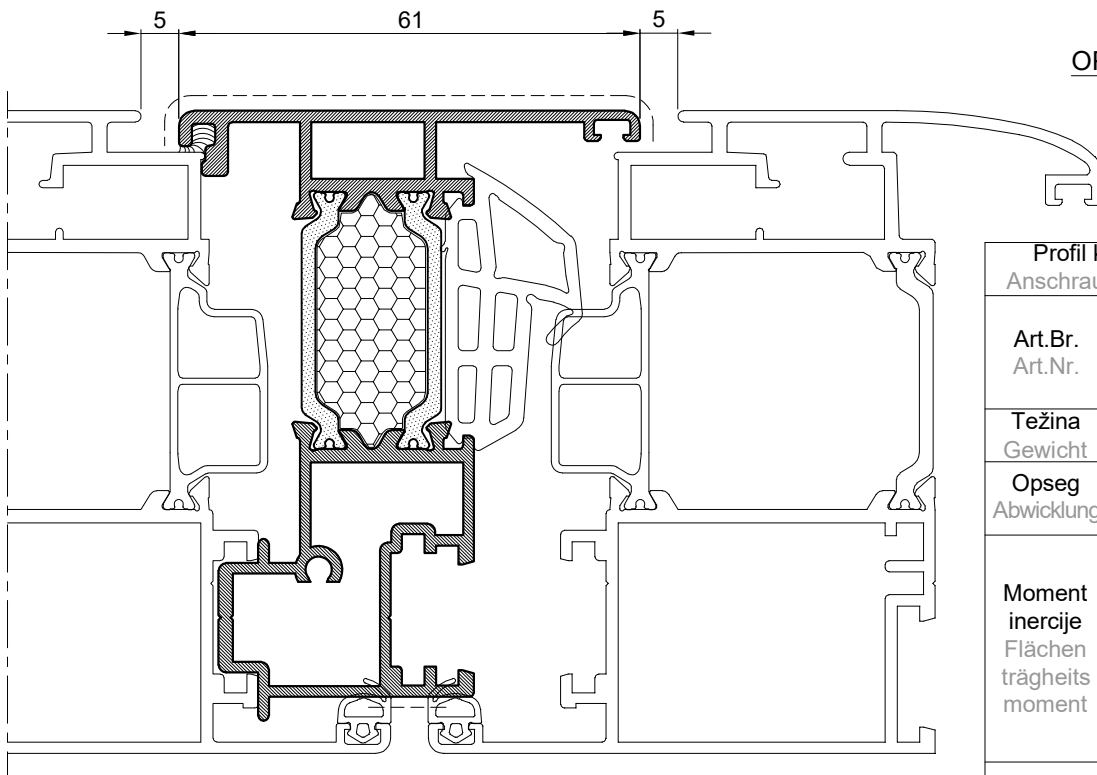
Profil bez XPS ispune u nazivu nema nastavak „F”
 Profil ohne XPS-füllung hat keinen "F"-namen



Profil bez XPS ispune u nazivu nema nastavak „F“
 Profil ohne XPS-füllung hat keinen "F"-namen



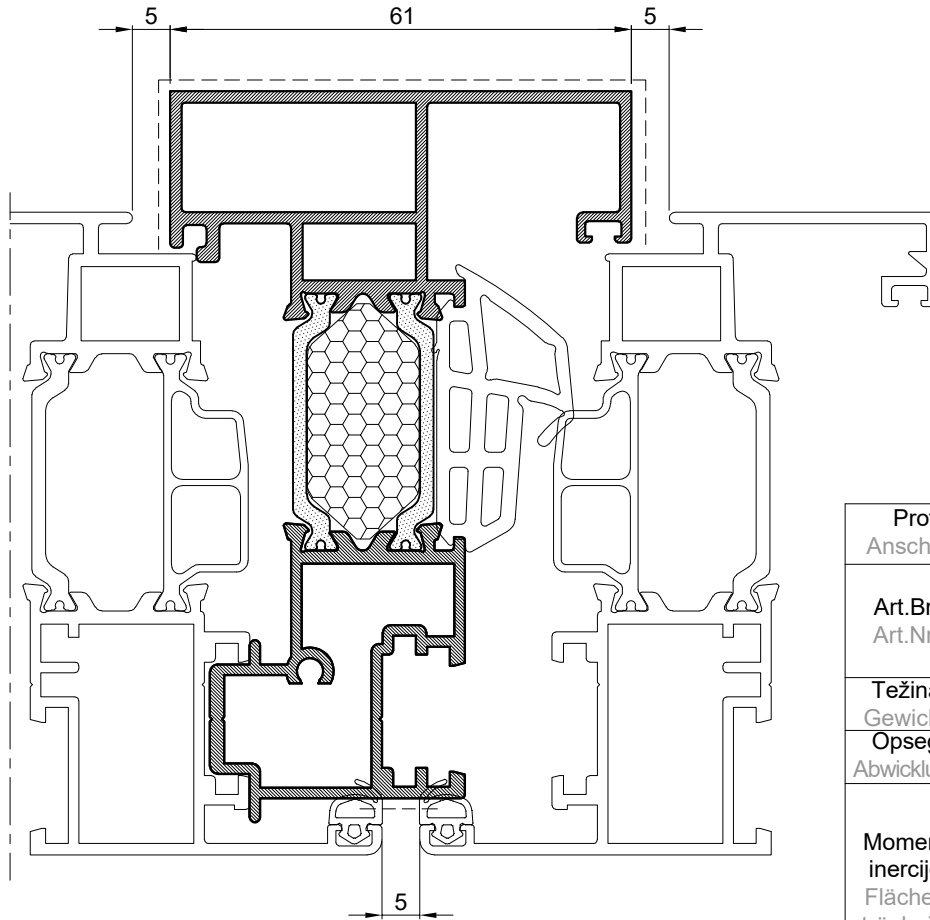
Profil komb.-za prozor Anschraubstulp für Fenster		
Art.Br. Art.Nr.	FT-0286HF	
Težina Gewicht	kg/m	1.503
Opseg Abwicklung	mm	412
Moment inercije Flächen trägheits moment	I _x (cm ⁴)	26.74
	I _y (cm ⁴)	6.94
	W _x (cm ³)	7.42
	W _y (cm ³)	2.05
L	mm	6500



OPCIJA

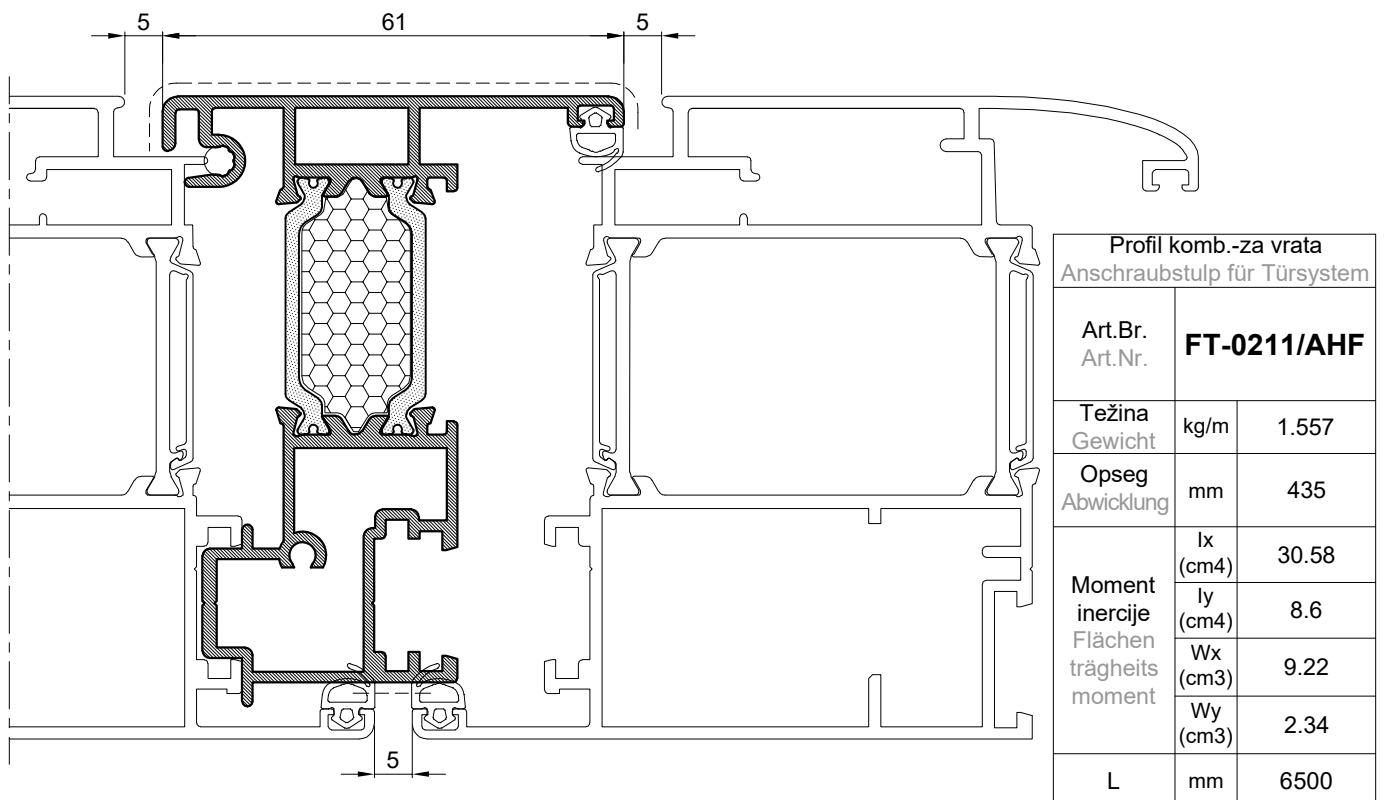
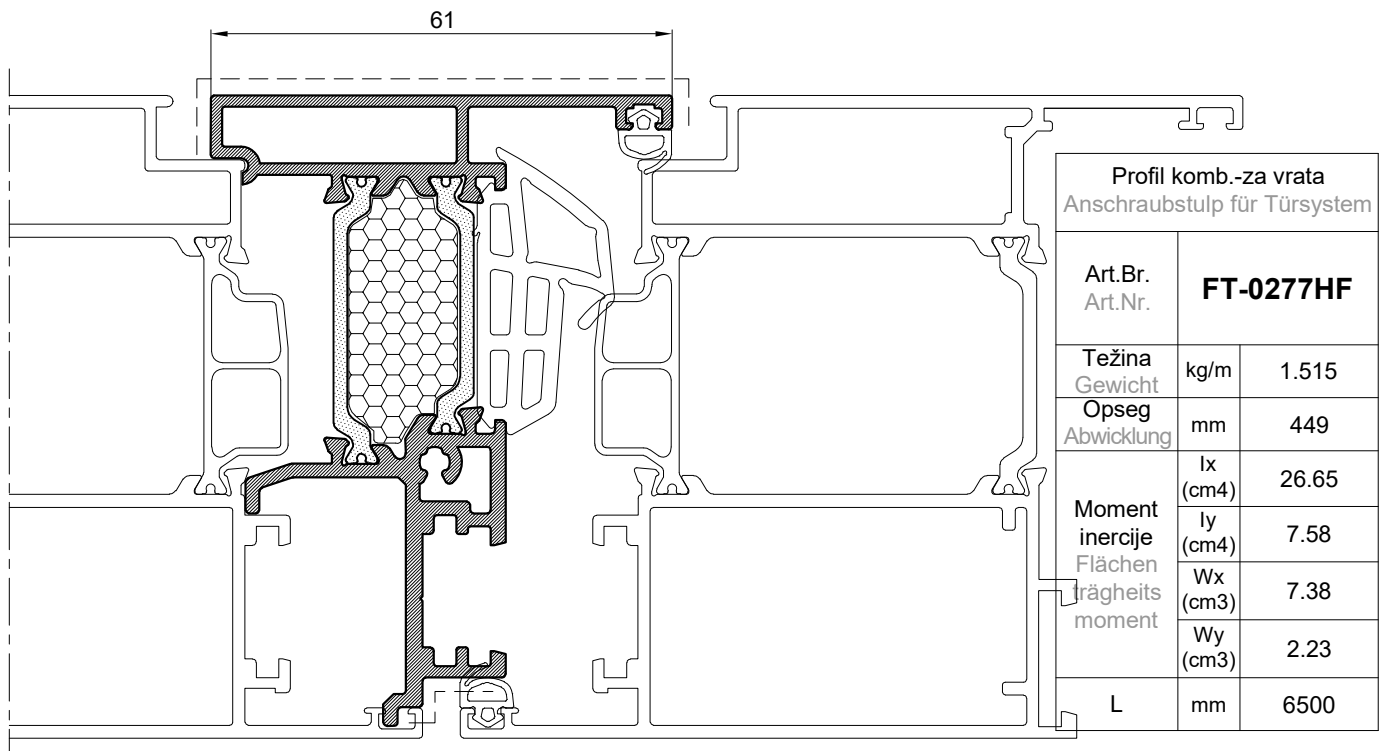
Profil komb.-za prozor Anschraubstulp für Fenster		
Art.Br. Art.Nr.	FT-0211HF	
Težina Gewicht	kg/m	1.518
Opseg Abwicklung	mm	420
Moment inercije Flächen trägheits moment	I _x (cm ⁴)	29.86
	I _y (cm ⁴)	8.18
	W _x (cm ³)	9.15
	W _y (cm ³)	2.26
L	mm	6500

Profil bez XPS ispune u nazivu nema nastavak „F“
 Profil ohne XPS-füllung hat keinen "F"-namen

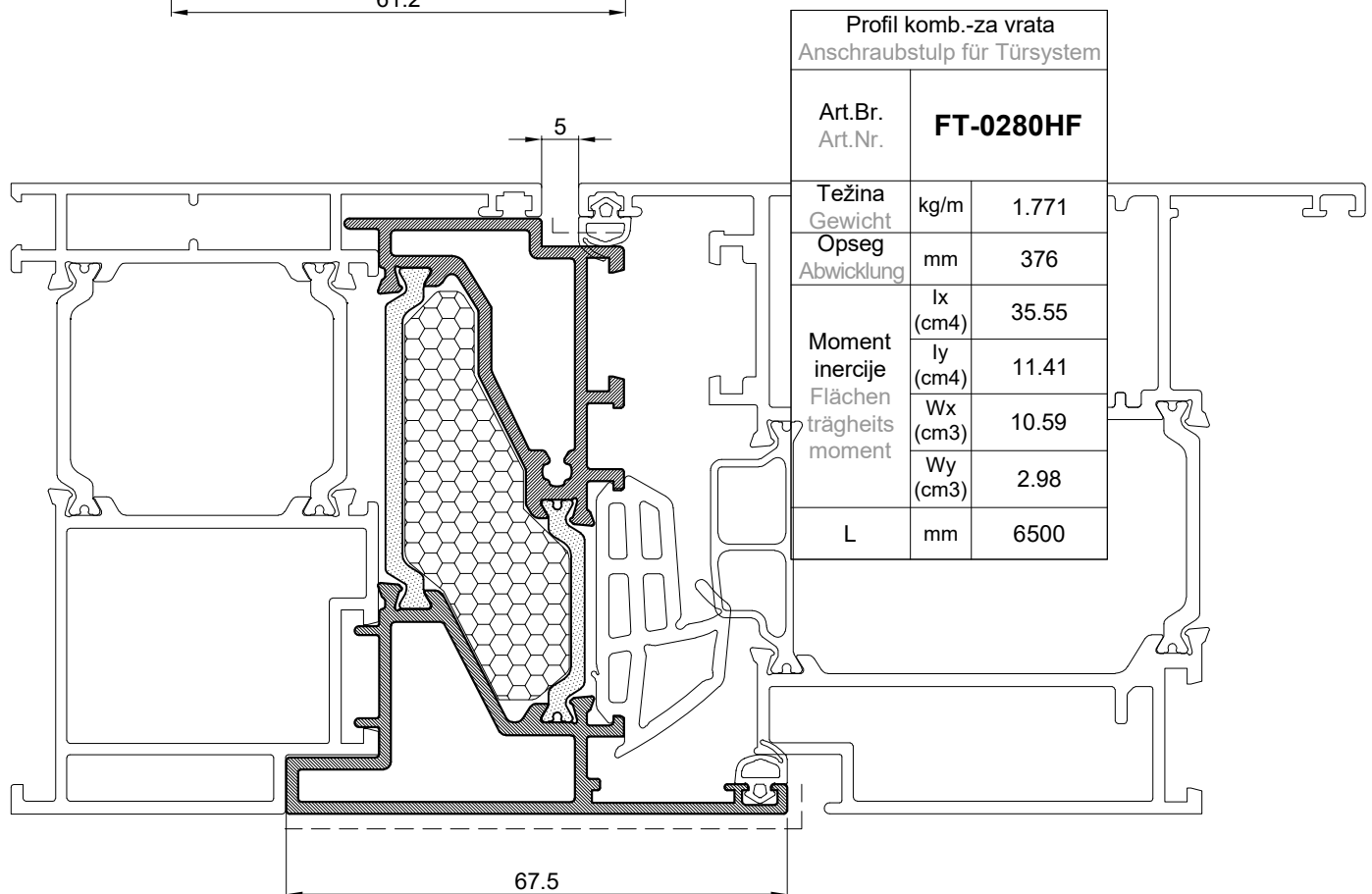
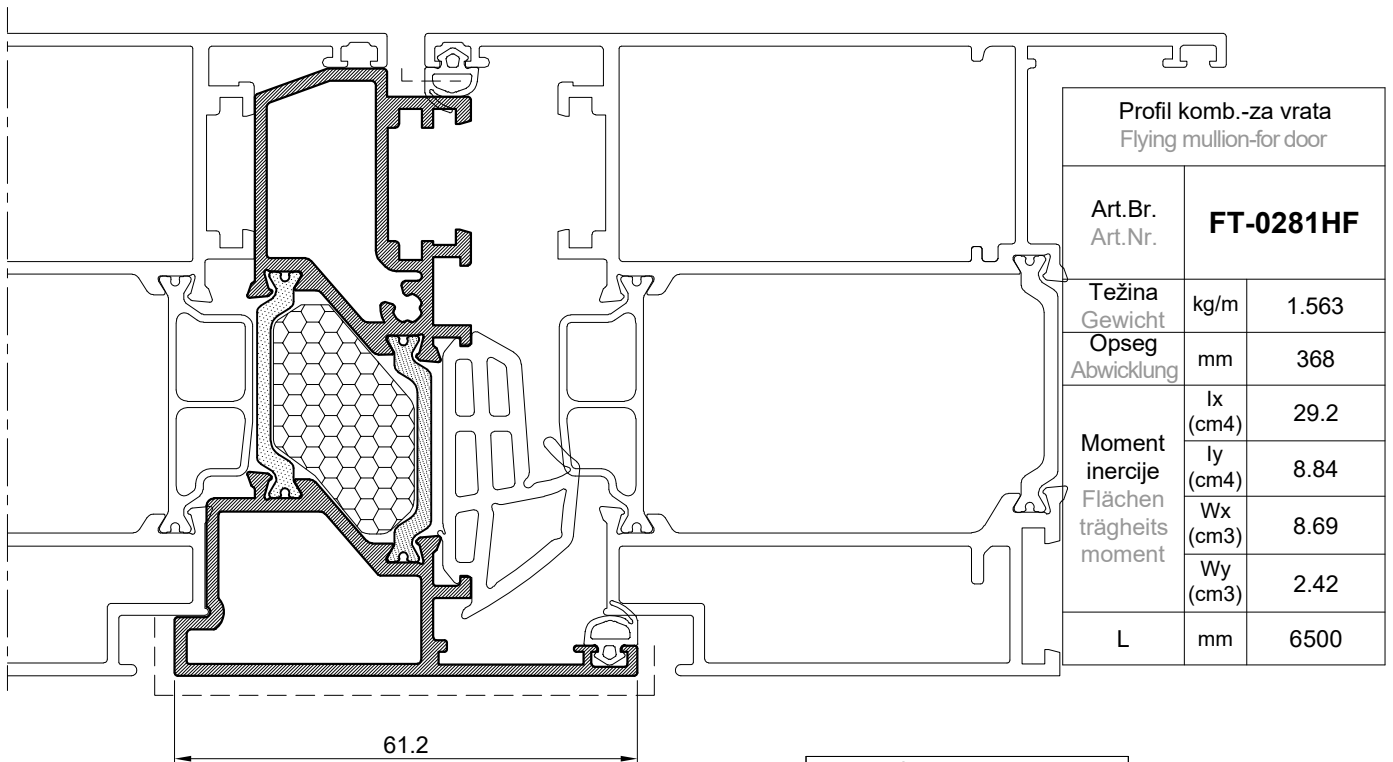


Profil komb.-za prozor Anschraubstulp für Fenster		
Art.Br. Art.Nr.	FT-0271HF	
Težina Gewicht	kg/m	1.845
Opseg Abwicklung	mm	475
Moment inercije Flächen trägheits moment	I _x (cm ⁴)	48.88
	I _y (cm ⁴)	14.08
	W _x (cm ³)	12.14
	W _y (cm ³)	3.98
L	mm	6500

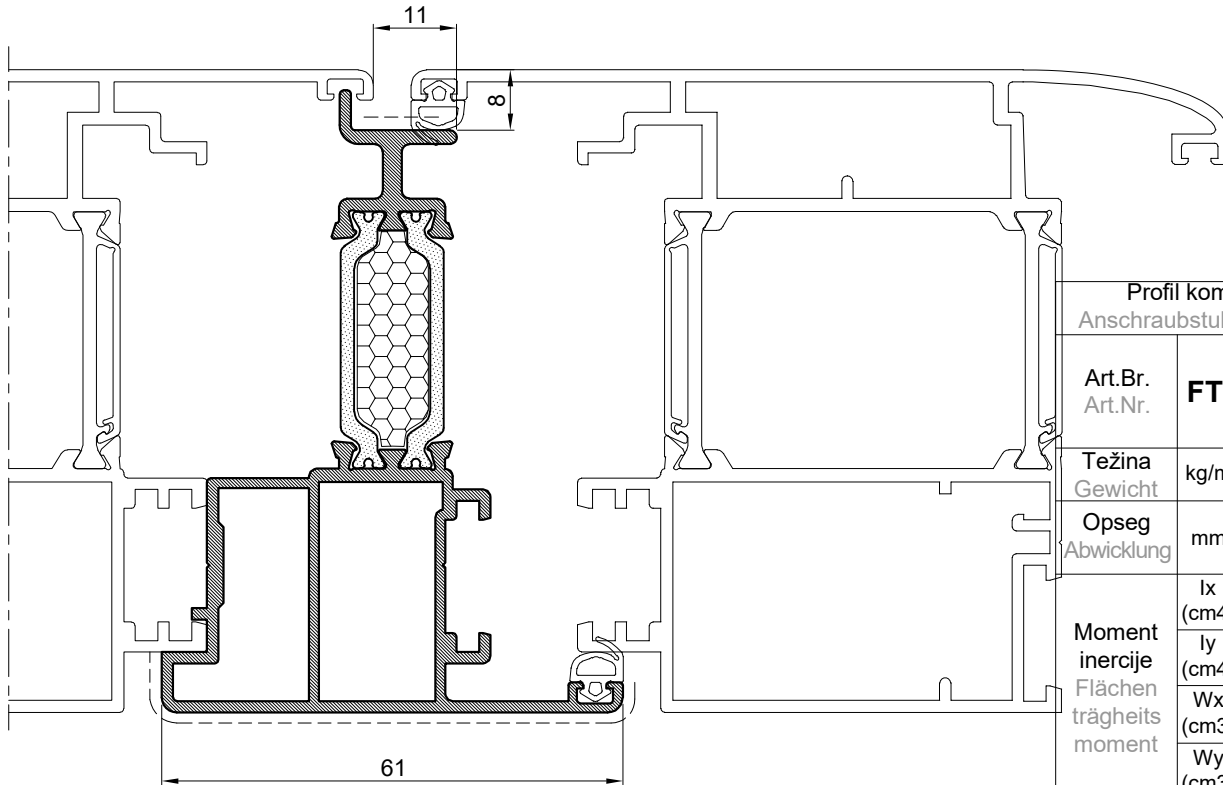
Profil bez XPS ispune u nazivu nema nastavak „F“
 Profil ohne XPS-füllung hat keinen "F"-namen



Profil bez XPS ispune u nazivu nema nastavak „F“
 Profil ohne XPS-füllung hat keinen "F"-namen

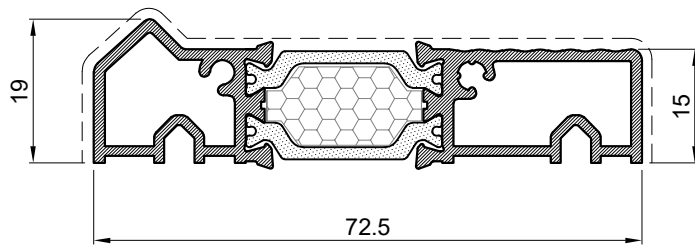


Profil bez XPS ispune u nazivu nema nastavak „F“
 Profil ohne XPS-füllung hat keinen "F"-namen

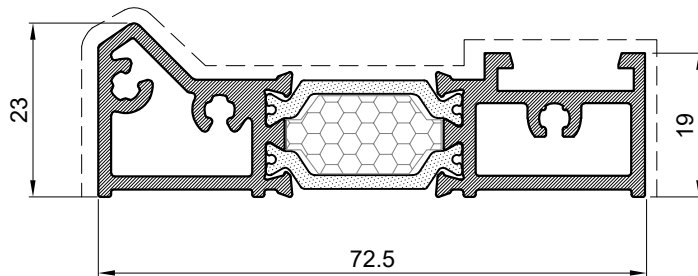


Profil komb.-za vrata Anschraubstulp für Türsystem		
Art.Br. Art.Nr.	FT-0213/AHF	
Težina Gewicht	kg/m	1.362
Opseg Abwicklung	mm	357
Moment inercije Flächen trägheits moment	I _x (cm ⁴)	21.92
	I _y (cm ⁴)	8.21
	W _x (cm ³)	5.3
	W _y (cm ³)	2.4
L	mm	6500

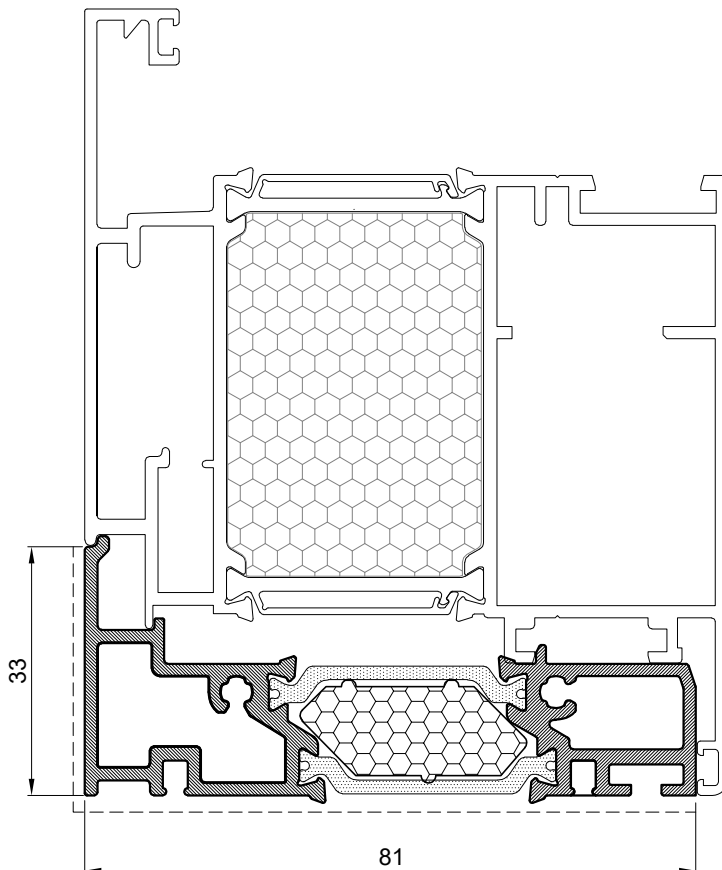
Profil bez XPS ispune u nazivu nema nastavak „F”
 Profil ohne XPS-füllung hat keinen "F"-namen



Profil praga Schwellenprofil		
Art.Br. Art.Nr.	FT-0223HF	
Težina Gewicht	kg/m	0.916
Opseg Abwicklung	mm	201
L	mm	6500

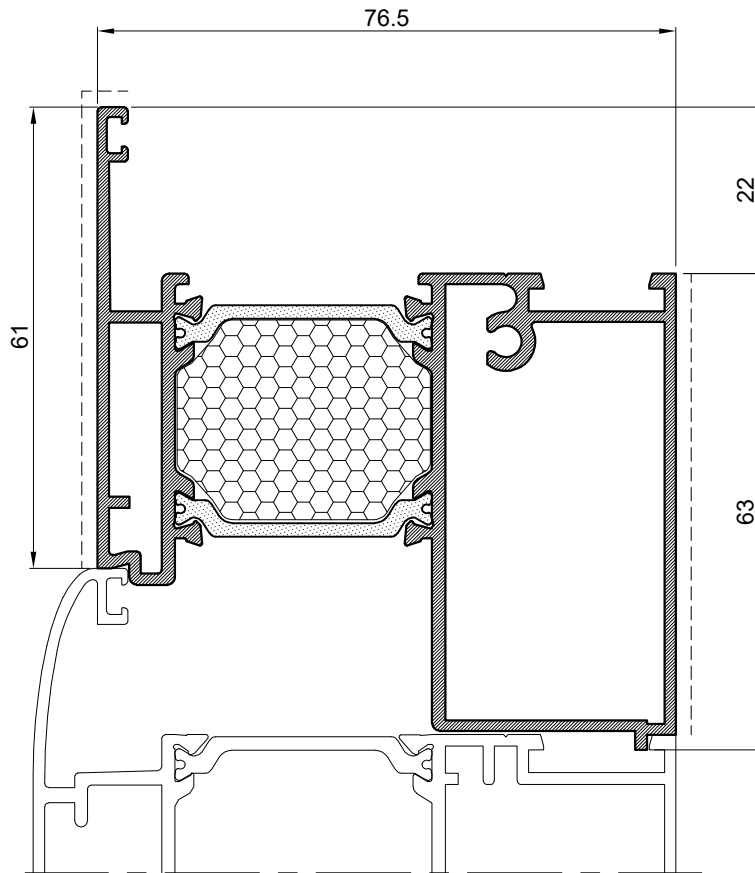


Profil praga Schwellenprofil		
Art.Br. Art.Nr.	FT-0294HF	
Težina Gewicht	kg/m	1.180
Opseg Abwicklung	mm	230
L	mm	6500

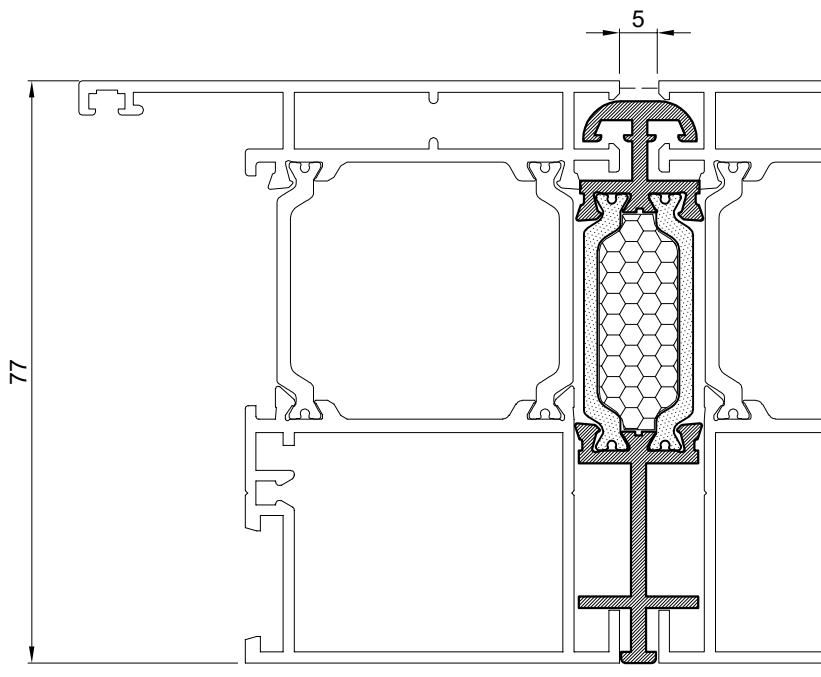


Profil parapeta Sockelprofil		
Art.Br. Art.Nr.	FT-0288HF	
Težina Gewicht	kg/m	1.271
Opseg Abwicklung	mm	284
Moment inercije Flächen trägheits moment	I _x (cm ⁴)	2.45
	I _y (cm ⁴)	24.41
	W _x (cm ³)	1.03
	W _y (cm ³)	7.6
L	mm	6500

Profil bez XPS ispune u nazivu nema nastavak „F“
 Profil ohne XPS-füllung hat keinen "F"-namen

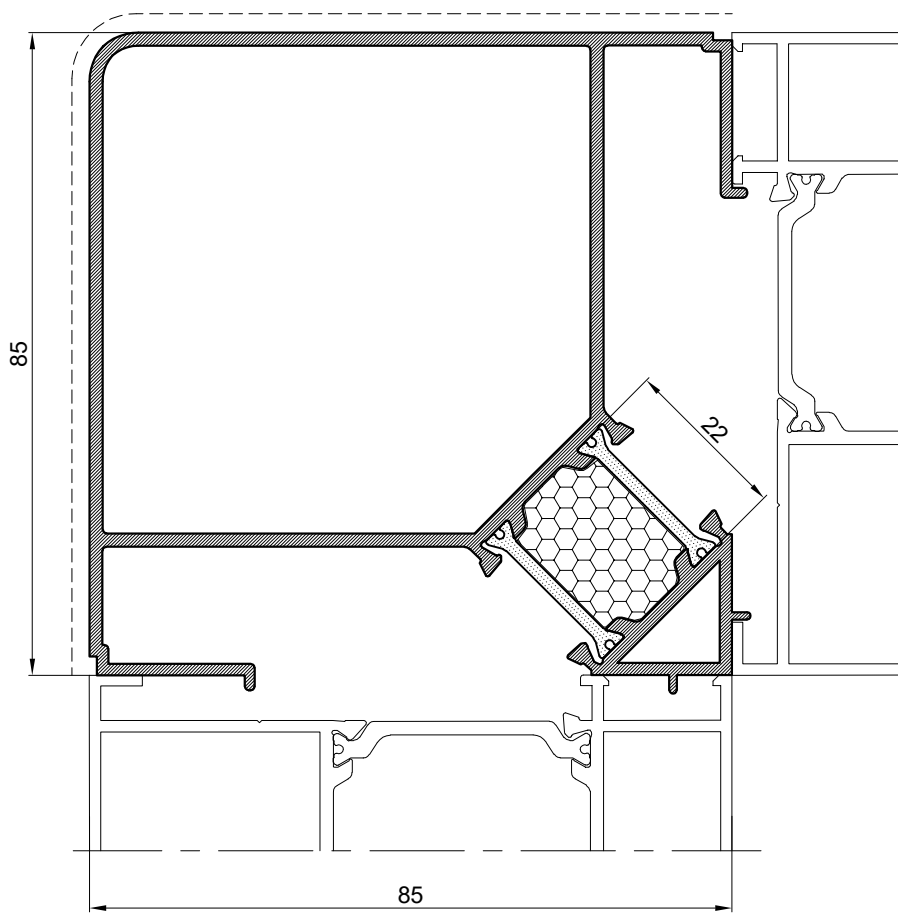


Parapetni profil Sockelprofil		
Art.Br. Art.Nr.	FT-0228HF	
Težina Gewicht	kg/m	1.775
Opseg Abwicklung	mm	391
Moment inercije Flächen trägheits moment	Ix (cm ⁴)	33.68
	Iy (cm ⁴)	24.74
	Wx (cm ³)	11.56
	Wy (cm ³)	5.58
L	mm	6500

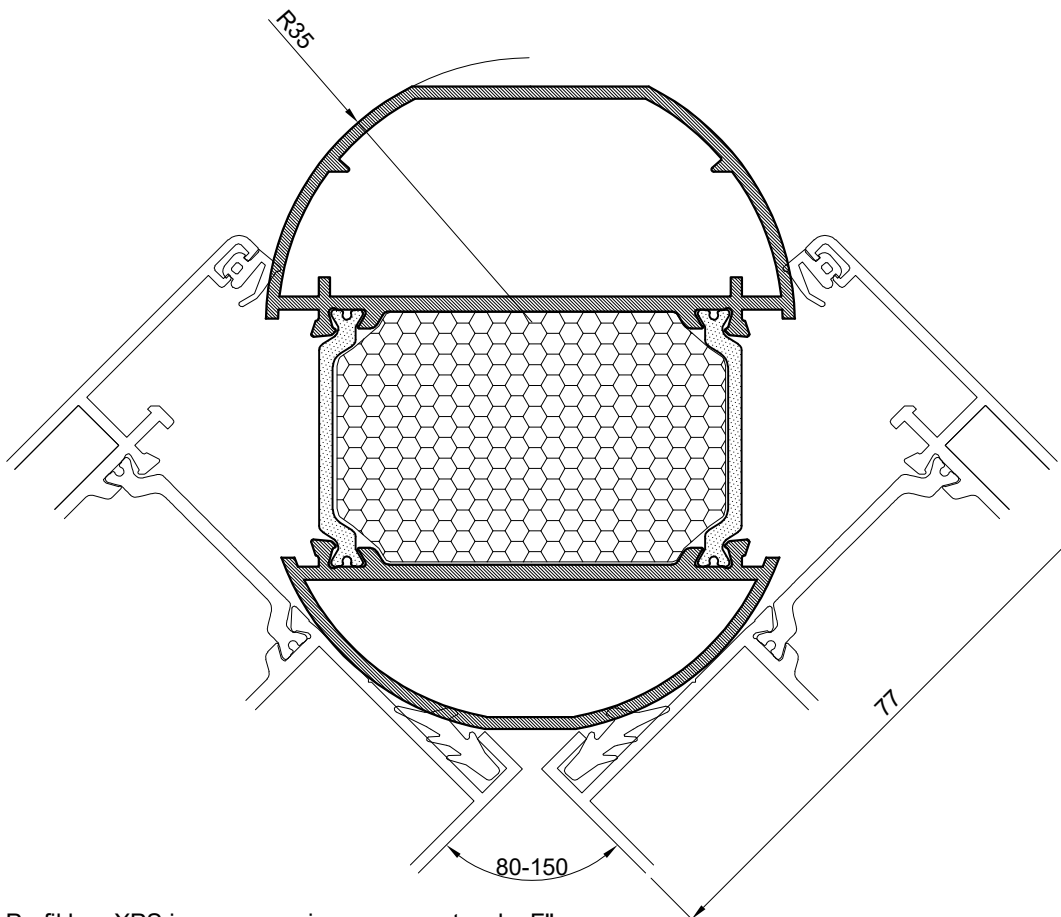


Vezni profil Kopplungsprofil		
Art.Br. Art.Nr.	FT-0216HF	
Težina Gewicht	kg/m	0.849
Opseg Abwicklung	mm	260
Moment inercije Flächen trägheits moment	Ix (cm ⁴)	11.08
	Iy (cm ⁴)	0.38
	Wx (cm ³)	3.79
	Wy (cm ³)	0.44
L	mm	6500

Profil bez XPS ispune u nazivu nema nastavak „F”
 Profil ohne XPS-füllung hat keinen "F"-namen

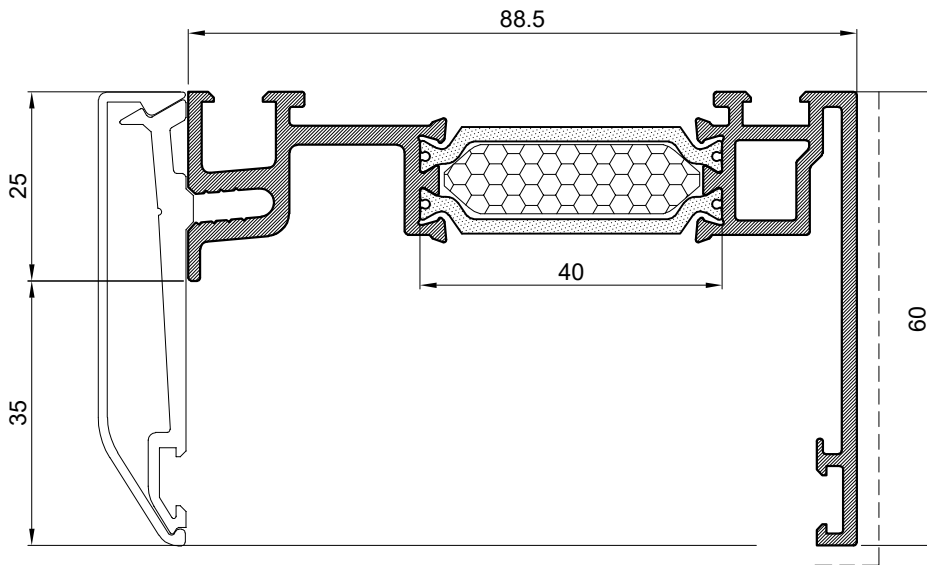


Profil za kut 90° Eckprofil 90°		
Art.Br. Art.Nr.	FT-0235HF	
Težina Gewicht	kg/m	2.052
Opseg Abwicklung	mm	438
Moment inercije Flächen trägheits moment	I _x (cm ⁴)	63.64
	I _y (cm ⁴)	68.81
	W _x (cm ³)	15.65
	W _y (cm ³)	15.65
L	mm	6500

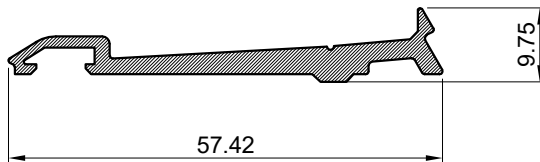


Profil za promjenjivi kut Variablen Winkelprofil		
Art.Br. Art.Nr.	FT-0217HF	
Težina Gewicht	kg/m	1.859
Opseg Abwicklung	mm	301
Moment inercije Flächen trägheits moment	I _x (cm ⁴)	33.67
	I _y (cm ⁴)	27.48
	W _x (cm ³)	10.62
	W _y (cm ³)	7.85
L	mm	6500

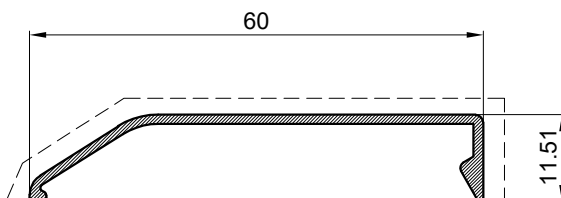
Profil bez XPS ispune u nazivu nema nastavak „F”
Profil ohne XPS-füllung hat keinen "F"-namen



Profil za ugradnju Bausenkungsprofil 2-teilig		
Art.Br. Art.Nr.	FT-0242HF	
Težina Gewicht	kg/m	1.536
Opseg Abwicklung	mm	464
L	mm	6500

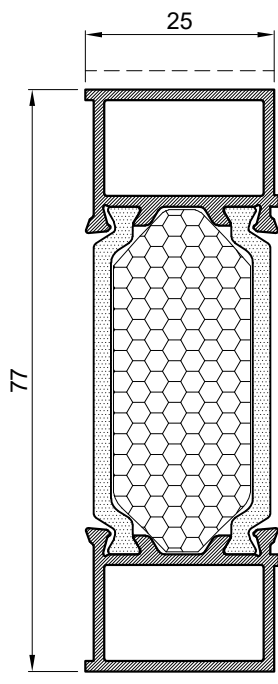


Profil za ugradnju Abdeckprofil für bausenkungsprofil		
Art.Br. Art.Nr.	F-1190	
Težina Gewicht	kg/m	0.461
Opseg Abwicklung	mm	145
L	mm	6500

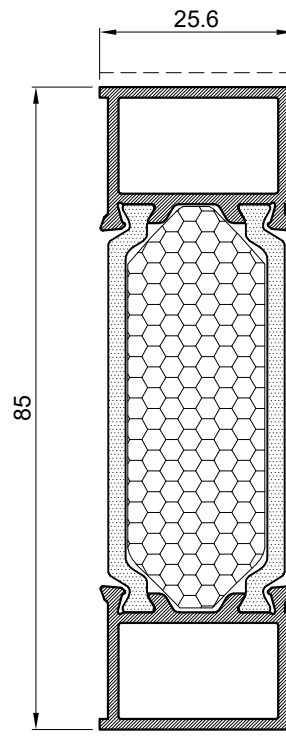


Profil za ugradnju Abdeckprofil für bausenkungsprofil		
Art.Br. Art.Nr.	FM-072	
Težina Gewicht	kg/m	0.258
Opseg Abwicklung	mm	152
L	mm	6500

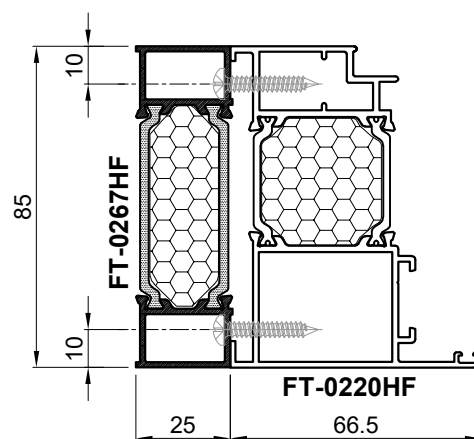
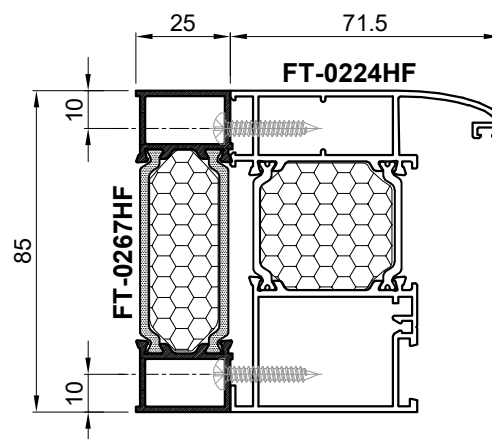
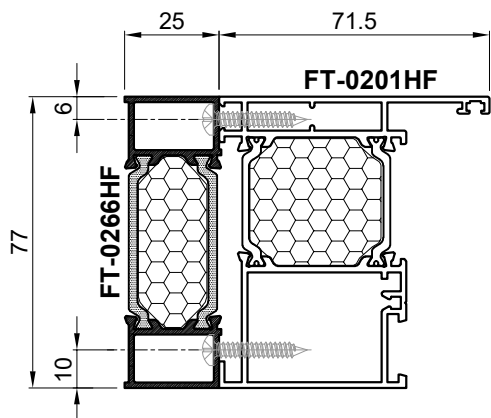
Profil bez XPS ispune u nazivu nema nastavak „F“
Profil ohne XPS-füllung hat keinen "F"-namen



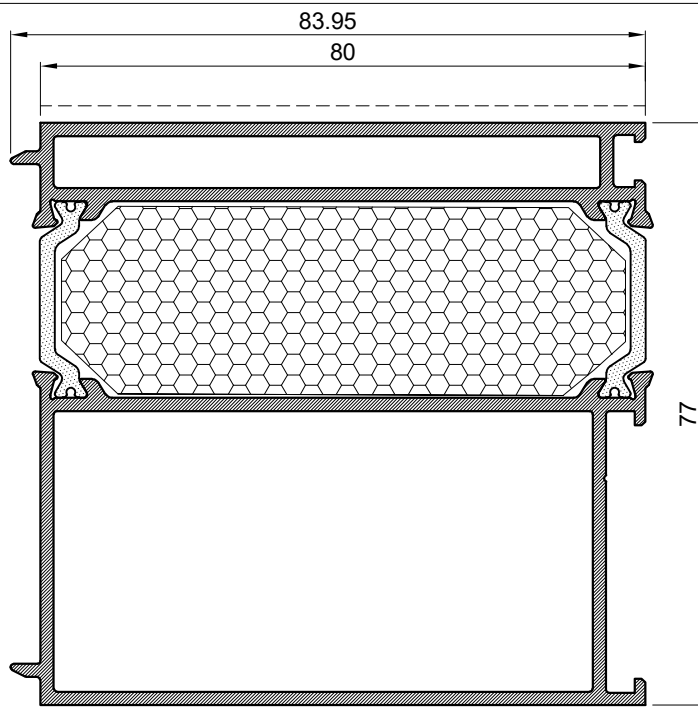
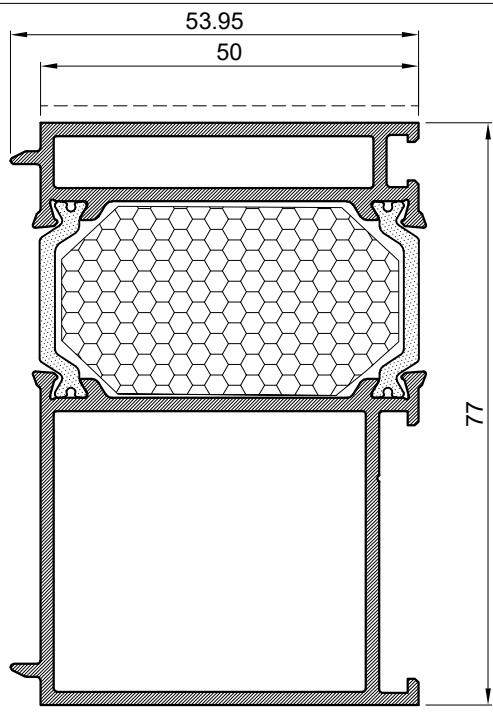
Profil za proširenje rama Blendrahmenverbreiterung		
Art.Br. Art.Nr.	FT-0266HF	
Težina Gewicht	kg/m	1.082
Opseg Opseg	mm	220
Moment inercije Flächen trägheits moment	I _x (cm ⁴)	16.51
	I _y (cm ⁴)	2.02
	W _x (cm ³)	6
	W _y (cm ³)	1.56
L	mm	6500



Profil za proširenje rama Blendrahmenverbreiterung		
Art.Br. Art.Nr.	FT-0267HF	
Težina Gewicht	kg/m	1.036
Opseg Opseg	mm	236
Moment inercije Flächen trägheits moment	I _x (cm ⁴)	21.04
	I _y (cm ⁴)	2.02
	W _x (cm ³)	6.96
	W _y (cm ³)	1.56
L	mm	6500

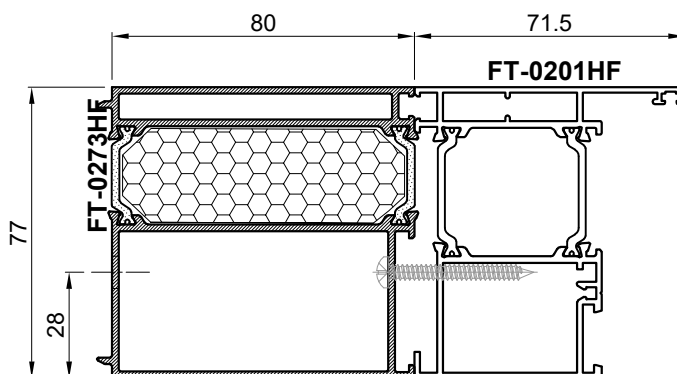
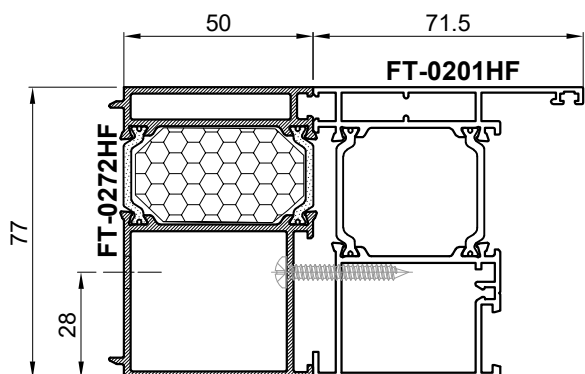


Profil bez XPS ispune u nazivu nema nastavak „F”
Profil ohne XPS-füllung hat keinen "F"-namen

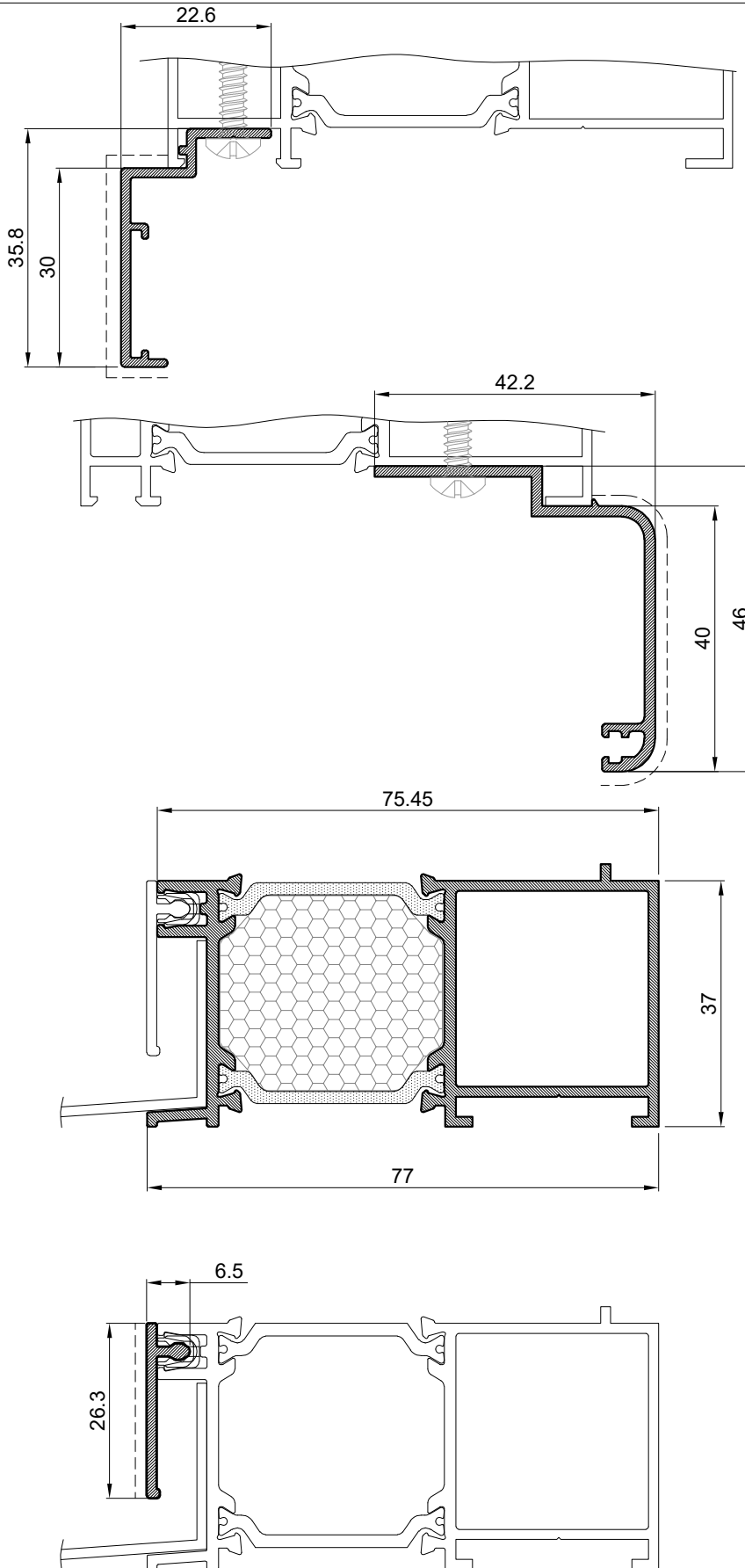


Profil za proširenje rama Blendrahmenverbreiterung		
Art.Br. Art.Nr.	FT-0272HF	
Težina Gewicht	kg/m	1.705
Opseg Abwicklung	mm	293
Moment inerције Flächen trägheits moment	Ix (cm ⁴)	33.58
	Iy (cm ⁴)	18.21
	Wx (cm ³)	10.45
	Wy (cm ³)	6.5
L	mm	6500

Profil za proširenje rama Blendrahmenverbreiterung		
Art.Br. Art.Nr.	FT-0273HF	
Težina Gewicht	kg/m	2.273
Opseg Abwicklung	mm	353
Moment inerције Flächen trägheits moment	Ix (cm ⁴)	47.71
	Iy (cm ⁴)	60.58
	Wx (cm ³)	14.45
	Wy (cm ³)	14.03
L	mm	6500



Profil bez XPS ispune u nazivu nema nastavak „F”
 Profil ohne XPS-füllung hat keinen "F"-namen



Profil Profile		
Art.Br. Art.Nr.	F-1482	
Težina Gewicht	kg/m	0.252
Opseg Abwicklung	mm	137
L	mm	6500

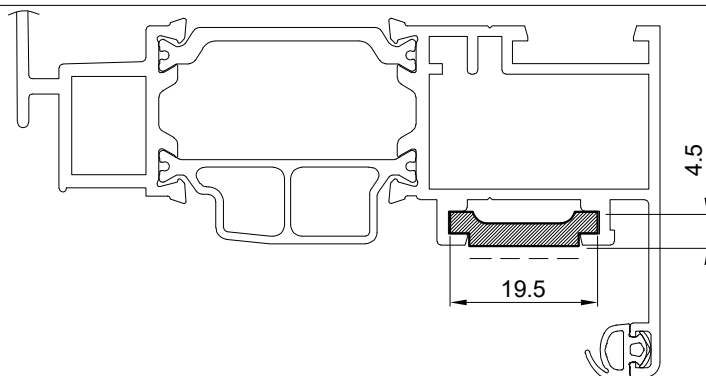
Profil Profile		
Art.Br. Art.Nr.	F-1309	
Težina Gewicht	kg/m	0.415
Opseg Abwicklung	mm	200
L	mm	6500

Profil za ugradnju Bausenkungsprofil		
Art.Br. Art.Nr.	FT-0289HF	
Težina Gewicht	kg/m	1.214
Opseg Abwicklung	mm	295
Moment inercije Flächen trägheits moment	Ix (cm ⁴)	6.57
	Iy (cm ⁴)	25.59
	Wx (cm ³)	3.28
	Wy (cm ³)	6.21
L	mm	6500

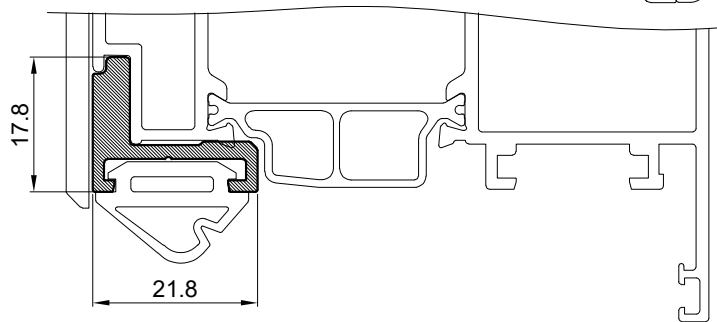
Profil Profile		
Art.Br. Art.Nr.	F-1552	
Težina Gewicht	kg/m	0.133
Opseg Abwicklung	mm	66
L	mm	6500

PROFIL BEZ XPS ISPUNE U NAZIVU NEMA NASTAVAK „F“
PROFILE WITHOUT XPS DO NOT HAVE ENDING „F“

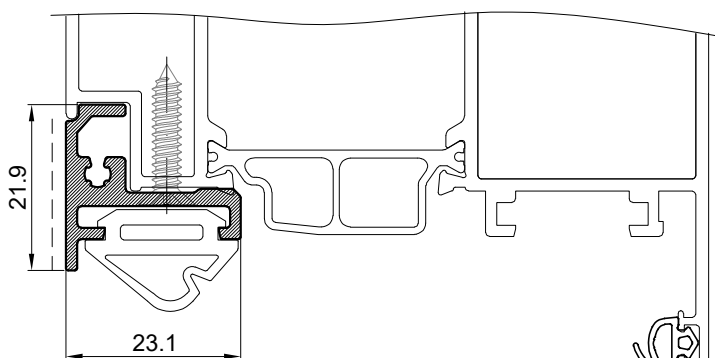
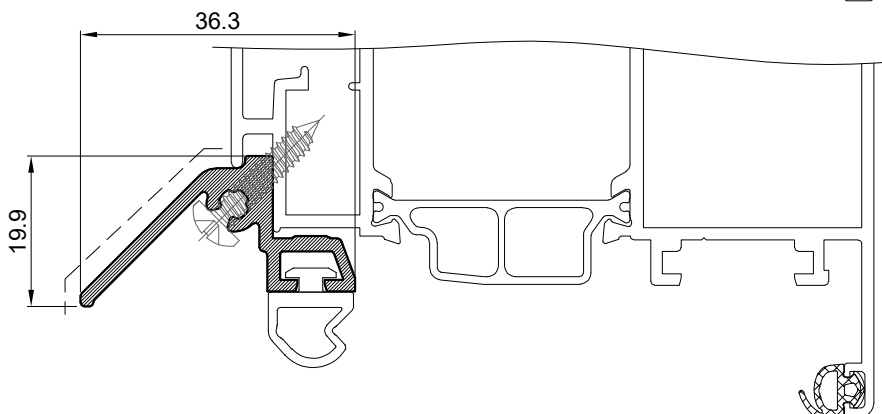
Profil klizača Schubstange		
Art.Br. Art.Nr.	NC-1459	
Težina Gewicht	kg/m	0.156
Opseg Abwicklung	mm	51
L	mm	6500



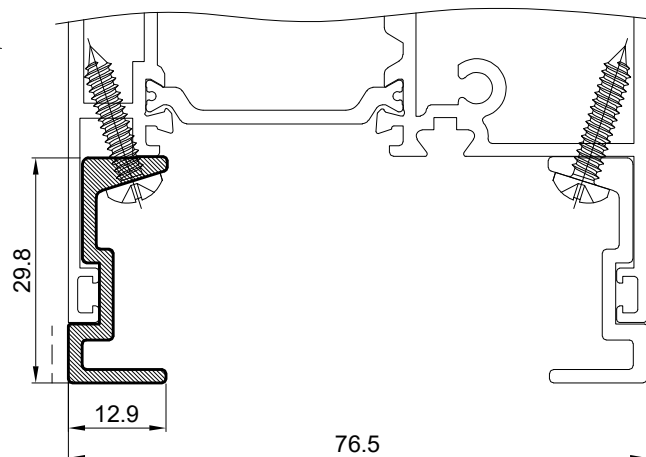
Profil klizača Schubstange		
Art.Br. Art.Nr.	F-1661	
Težina Gewicht	kg/m	0.308
Opseg Abwicklung	mm	94
L	mm	6500



Profil klizača Schubstange		
Art.Br. Art.Nr.	F-1567	
Težina Gewicht	kg/m	0.397
Opseg Abwicklung	mm	146
L	mm	6500

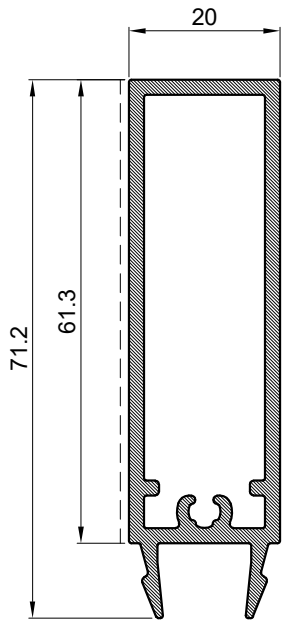


Profil Wetterschenkel		
Art.Br. Art.Nr.	F-1483	
Težina Gewicht	kg/m	0.314
Opseg Abwicklung	mm	127
L	mm	6500

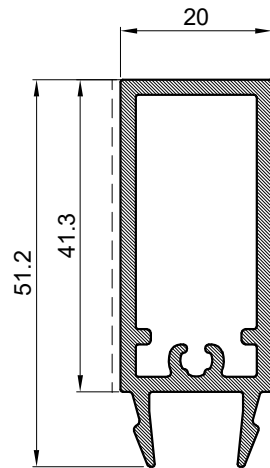


Profile Profile		
Art.Br. Art.Nr.	F-1408	
Težina Gewicht	kg/m	0.312
Opseg Abwicklung	mm	112
L	mm	6500

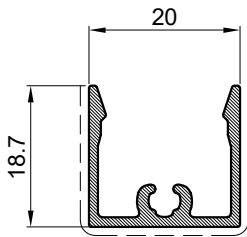
Schubstange



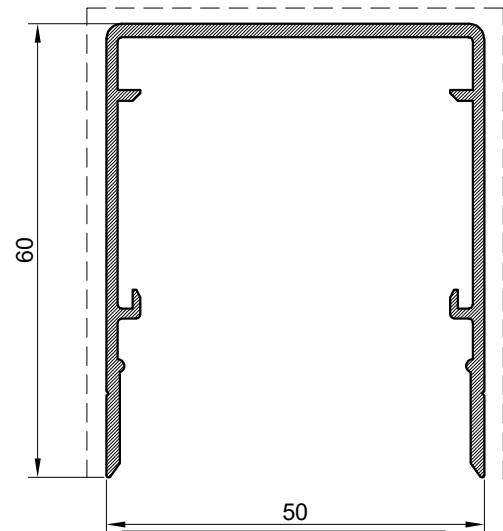
Profil ojačanja prečke Verstärkungsprofile		
Art.Br. Art.Nr.	NP-4183	
Težina Gewicht	kg/m	0.990
Opseg Abwicklung	mm	200
Moment inercije Flächen trägheits moment	Ix (cm ⁴)	18.21
	Iy (cm ⁴)	2.34
	Wx (cm ³)	5.11
	Wy (cm ³)	2.34
L	mm	6500



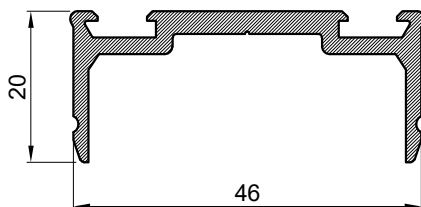
Profil ojačanja prečke Verstärkungsprofile		
Art.Br. Art.Nr.	F-1634	
Težina Gewicht	kg/m	0.774
Opseg Abwicklung	mm	160
Moment inercije Flächen trägheits moment	Ix (cm ⁴)	7.06
	Iy (cm ⁴)	1.69
	Wx (cm ³)	2.69
	Wy (cm ³)	1.69
L	mm	6500



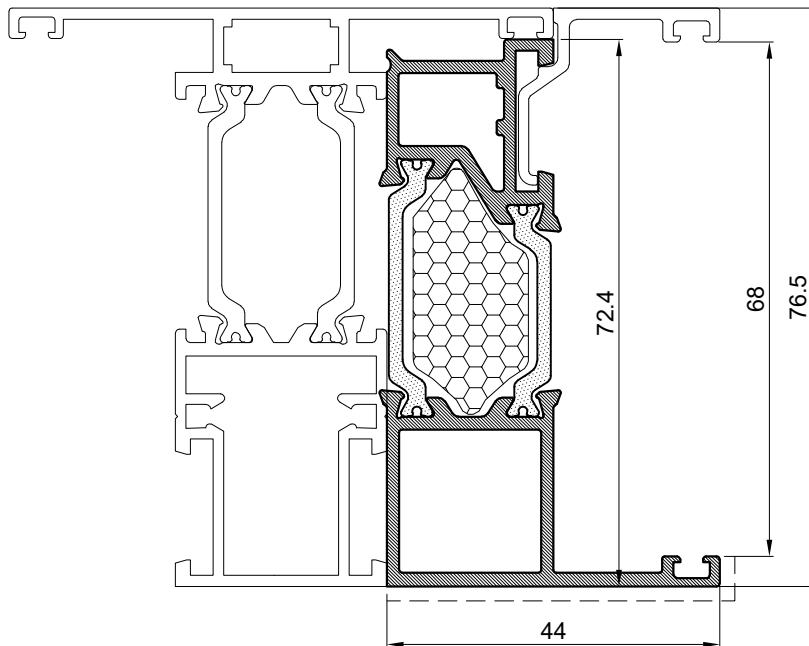
Maska profila ojačanja Abdeckprofil		
Art.Br. Art.Nr.	NP-4184	
Težina Gewicht	kg/m	0.243
Opseg Abwicklung	mm	129
L	mm	6500



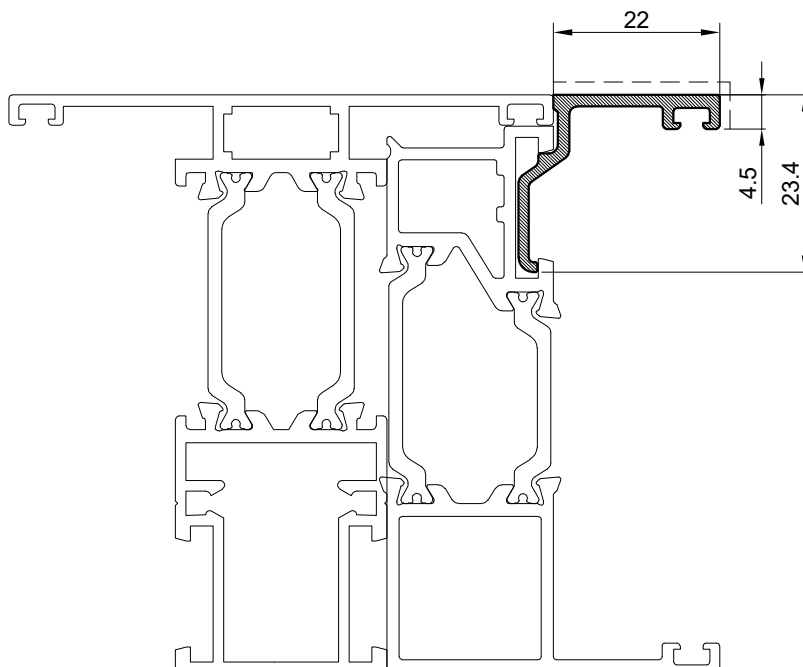
Profil ojačanja Verstärkungsprofile		
Art.Br. Art.Nr.	FMO 50/20D	
Težina Gewicht	kg/m	0.558
Opseg Abwicklung	mm	185
L	mm	6500



Profil ojačanja Verstärkungsprofile		
Art.Br. Art.Nr.	FMO 50/61	
Težina Gewicht	kg/m	0.785
Opseg Abwicklung	mm	365
L	mm	6500



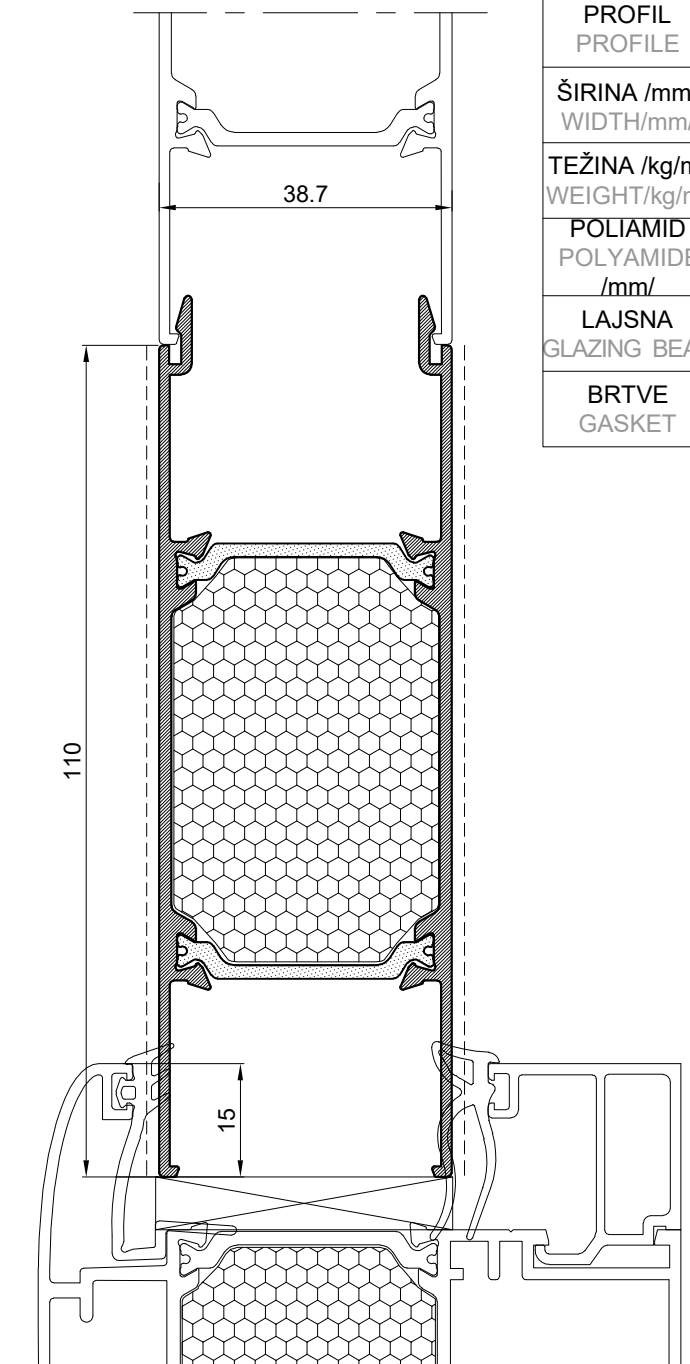
Profil rama Blendrahmenprofil		
Art.Br. Art.Nr.	FT-0293HF	
Težina Gewicht	kg/m	1.183
Opseg Abwicklung	mm	270
Moment inercije Flächen trägheits moment	Ix (cm ⁴)	17.97
	Iy (cm ⁴)	4.04
	Wx (cm ³)	6.06
	Wy (cm ³)	1.34
L	mm	6500



Profil Profile		
Art.Br. Art.Nr.	NP-4822	
Težina Gewicht	kg/m	0.218
Opseg Abwicklung	mm	134
L	mm	6500

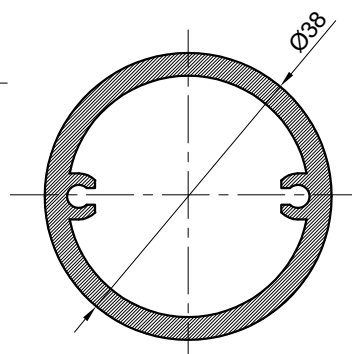
Profil bez XPS ispune u nazivu nema nastavak „F“
 Profil ohne XPS-füllung hat keinen "F"-namen

PROFIL ISPUNE U OVISNOSTI O ŠIRINI POLIAMIDA INSULATION PROFILE IN DEPENDING ON THE WIDTH POLYAMIDE



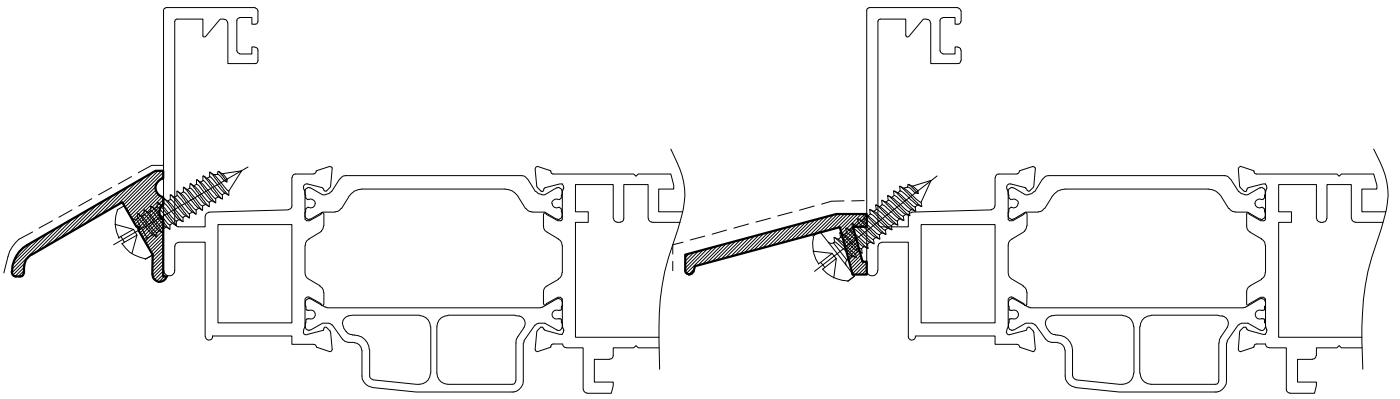
PROFIL PROFILE	FT-0142-39F	FT-0142-35F	FT-0142-33F	FT-0142-27F
ŠIRINA /mm/ WIDTH/mm/	38.7	34.7	32.7	26.7
TEŽINA /kg/m/ WEIGHT/kg/m/	1.437	1.423	1.413	1.372
POLIAMID POLYAMIDE /mm/	34	30	28	22
LAJSNA GLAZING BEAD	Z40-667 (25.5 mm)	Z40-668 (30.5 mm)	Z40-668 (30.5 mm)	Z40-669 (35.5 mm)
BRTVE GASKET	321.004 i 311.004	321.004 i 311.003	321.004 i 311.004	321.004 i 311.005

Profil ispuna Profile insulation		
Art.Br. Art.Nr.	FT-0142-39F	
Težina Weight	kg/m	1.437
Opseg Perimeter	mm	452
Moment inercije Moment of inertia	I _x (cm ⁴)	48
	I _y (cm ⁴)	14.56
	W _x (cm ³)	8.16
	W _y (cm ³)	7.53
L	mm	6500



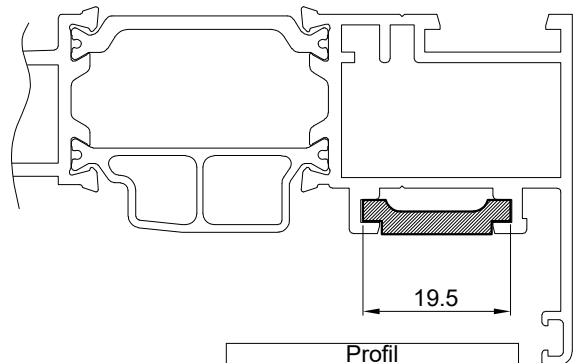
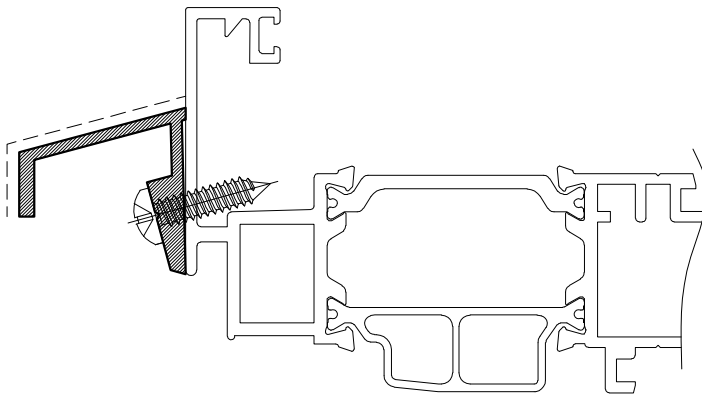
Profil rukohvata vrata Door handle profile		
Art.Br. Art.Nr.	F-0829	
Težina Weight	kg/m	0.953
Opseg Perimeter	mm	119
L	mm	6500

Profil bez XPS ispune u nazivu nema nastavak „F“
Profil ohne XPS-füllung hat keinen "F"-namen



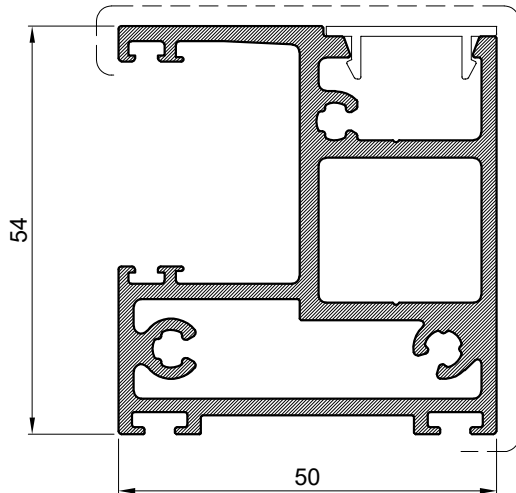
Profil Wetterschenkel		
Art.Br. Art.Nr.	Z40-657	
Težina Gewicht	kg/m	0.186
Opseg Abwicklung	mm	73
L	mm	6500

Profil Wetterschenkel		
Art.Br. Art.Nr.	F-0228	
Težina Gewicht	kg/m	0.153
Opseg Abwicklung	mm	68
L	mm	6500

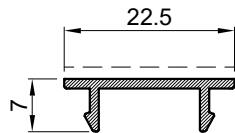


Profil Wetterschenkel		
Art.Br. Art.Nr.	060350	
Težina Gewicht	kg/m	0.285
Opseg Abwicklung	mm	107
L	mm	6500

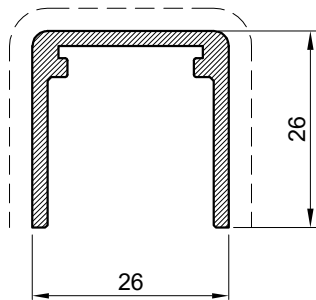
Profil Schubstange		
Art.Br. Art.Nr.	NC-1459	
Težina Gewicht	kg/m	0.156
Opseg Abwicklung	mm	49
L	mm	6500



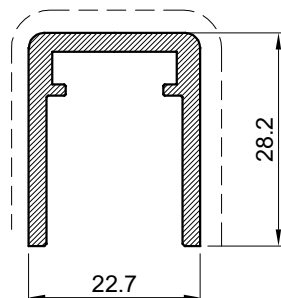
Profil francuskog balkona Profil des französischen Balkons		
Art.Br. Art.Nr.	F-1569	
Težina Gewicht	kg/m	1.78
Opseg Abwicklung	mm	357
L	mm	6500



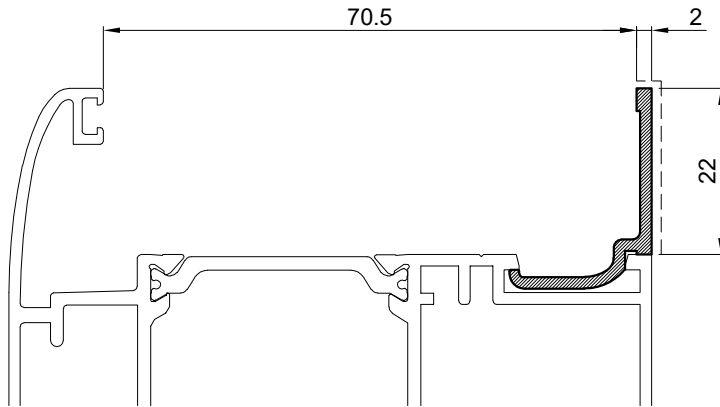
Pokrivni profil Abdeckprofil		
Art.Br. Art.Nr.	F-0826	
Težina Gewicht	kg/m	0.117
Opseg Abwicklung	mm	70
L	mm	6500



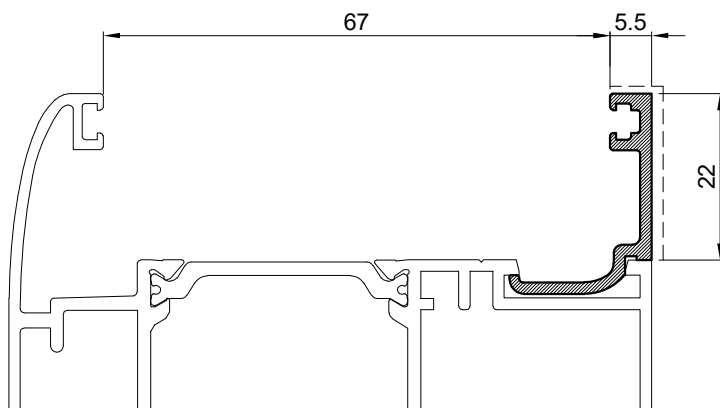
Profil rukovata za 1010.4 Handlauf profile für 1010.4		
Art.Br. Art.Nr.	F-1437	
Težina Gewicht	kg/m	0.444
Opseg Abwicklung	mm	154
L	mm	6500



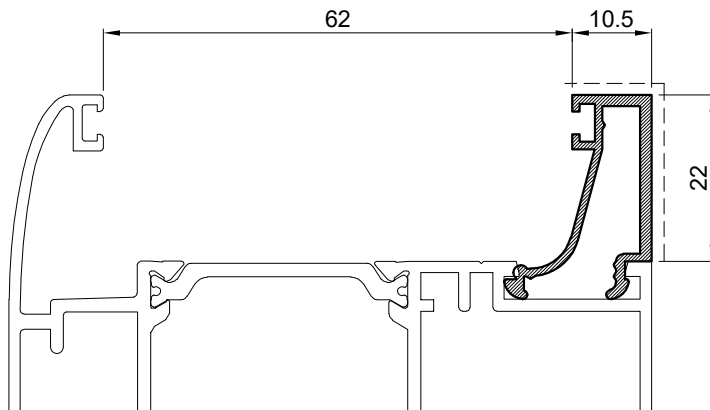
Profil rukovata za 88.4 Handrail profile für 88.4		
Art.Br. Art.Nr.	F-1490	
Težina Gewicht	kg/m	0.512
Opseg Abwicklung	mm	158
L	mm	6500



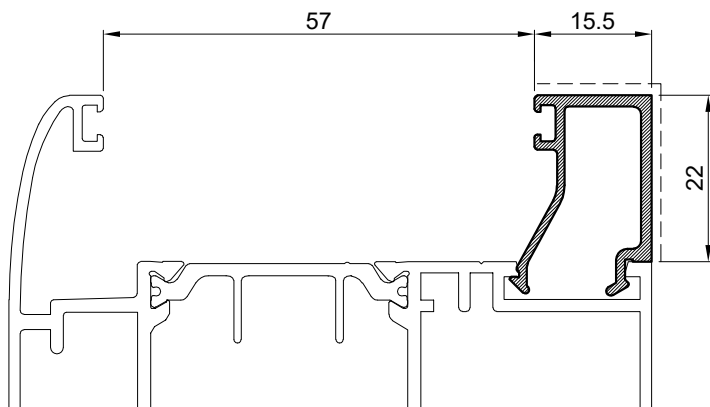
Profil Glasleisten		
Art.Br. Art.Nr.	Z40-660	
Težina Gewicht	kg/m	0.179
Opseg Abwicklung	mm	89
L	mm	6500



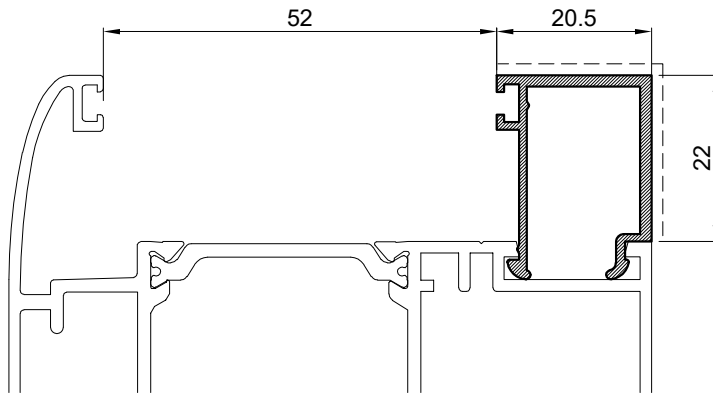
Profil Glasleisten		
Art.Br. Art.Nr.	Z40-656	
Težina Gewicht	kg/m	0.215
Opseg Abwicklung	mm	107
L	mm	6500



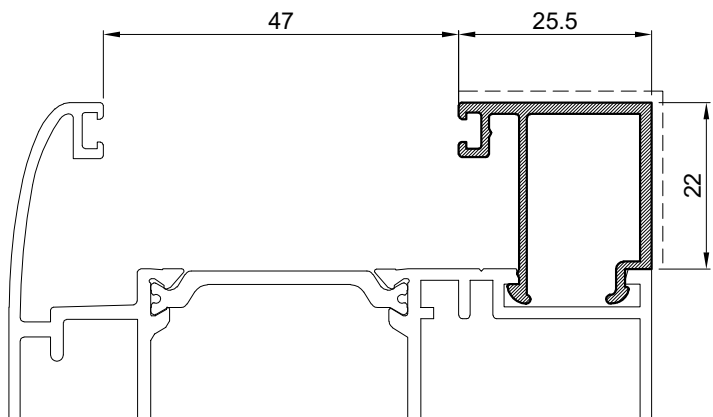
Profil Glasleisten		
Art.Br. Art.Nr.	Z40-636	
Težina Gewicht	kg/m	0.261
Opseg Abwicklung	mm	158
L	mm	6500



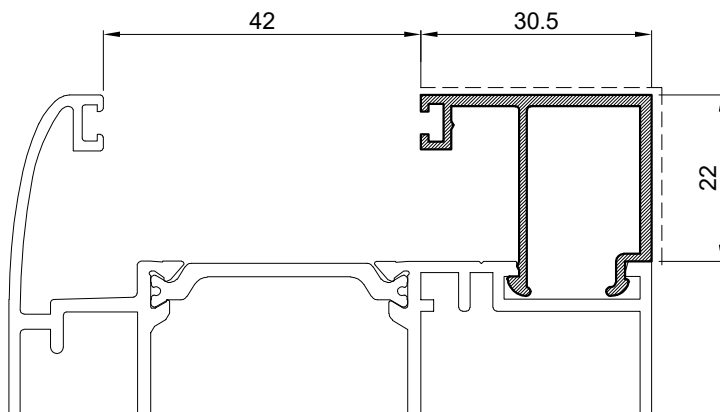
Profil Glasleisten		
Art.Br. Art.Nr.	M45-709	
Težina Gewicht	kg/m	0.269
Opseg Abwicklung	mm	153
L	mm	6500



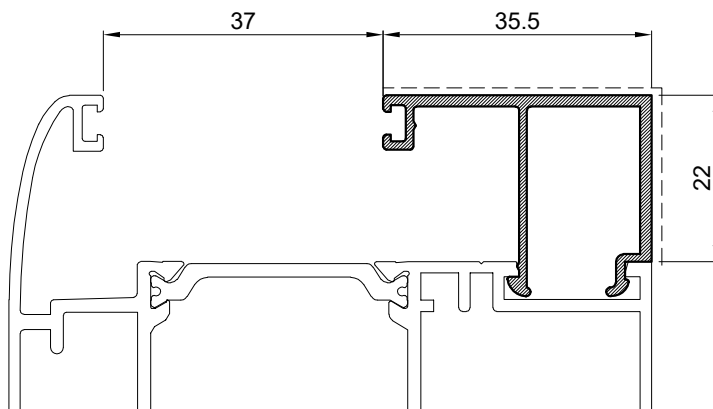
Profil Glasleisten		
Art.Br. Art.Nr.	Z40-644	
Težina Gewicht	kg/m	0.275
Opseg Abwicklung	mm	166
L	mm	6500



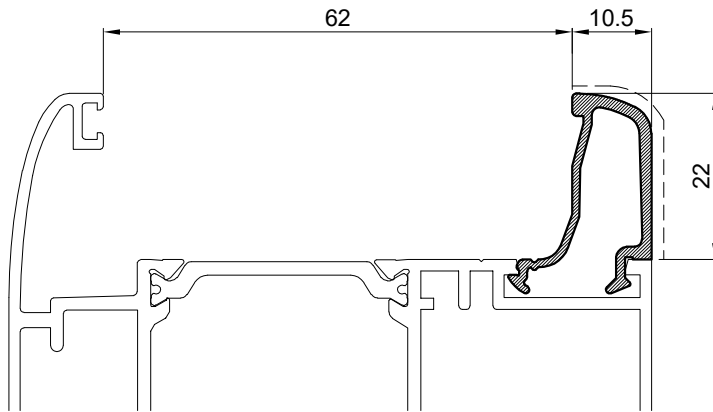
Profil Glasleisten		
Art.Br. Art.Nr.	Z40-658	
Težina Gewicht	kg/m	0.318
Opseg Abwicklung	mm	184
L	mm	6500



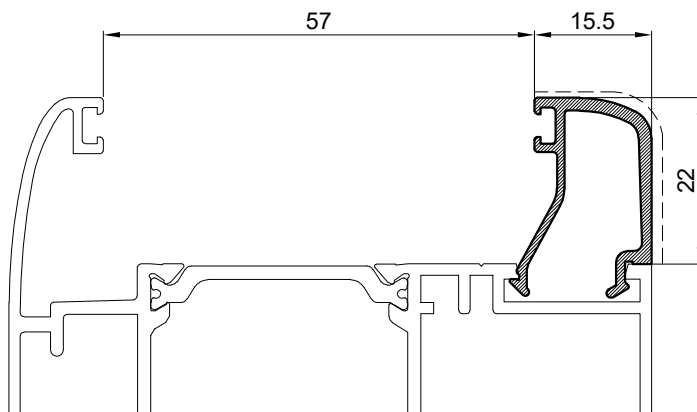
Profil Glasleisten		
Art.Br. Art.Nr.	Z40-653	
Težina Gewicht	kg/m	0.348
Opseg Abwicklung	mm	196
L	mm	6500



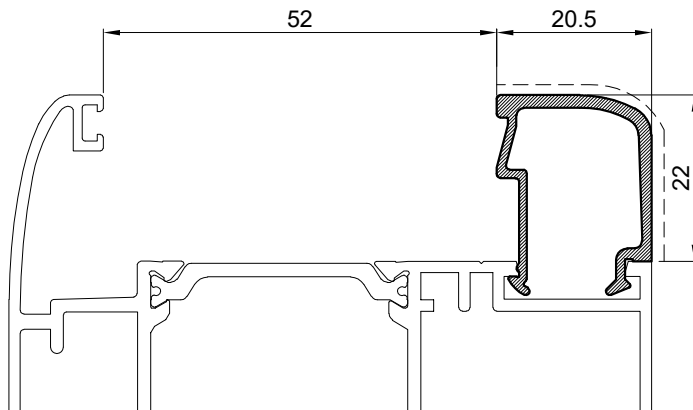
Profil Glasleisten		
Art.Br. Art.Nr.	Z40-659	
Težina Gewicht	kg/m	0.359
Opseg Abwicklung	mm	204
L	mm	6500



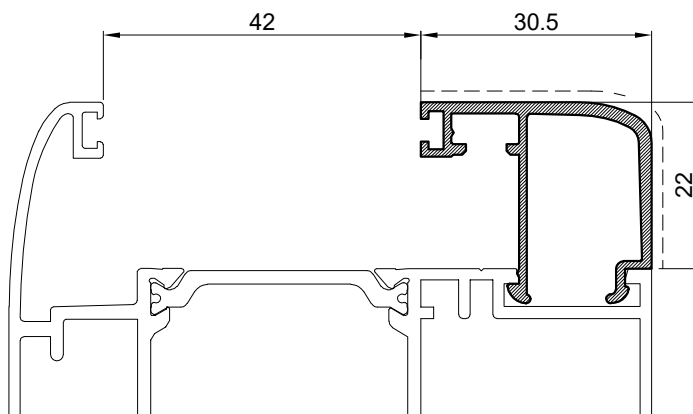
Profil Glasleisten		
Art.Br. Art.Nr.	Z40-647	
Težina Gewicht	kg/m	0.226
Opseg Abwicklung	mm	138
L	mm	6500



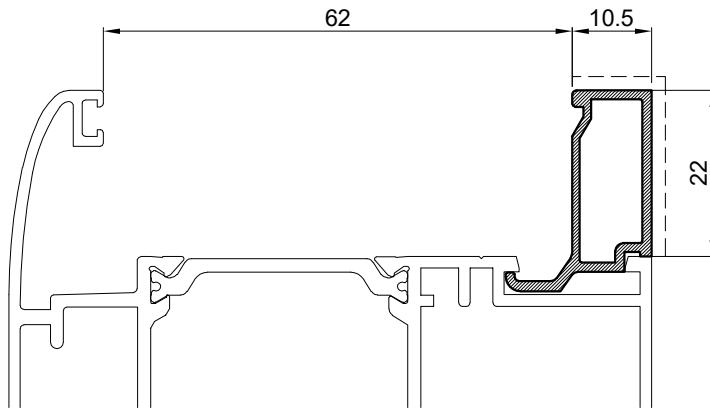
Profil Glasleisten		
Art.Br. Art.Nr.	M45-740	
Težina Gewicht	kg/m	0.258
Opseg Abwicklung	mm	148
L	mm	6500



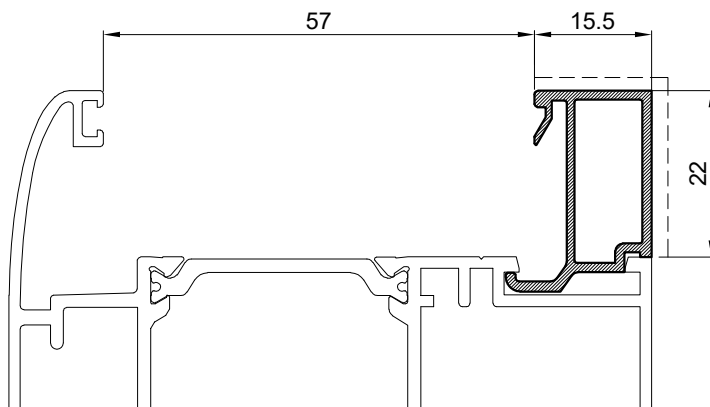
Profil Glasleisten		
Art.Br. Art.Nr.	Z40-646	
Težina Gewicht	kg/m	0.286
Opseg Abwicklung	mm	154
L	mm	6500



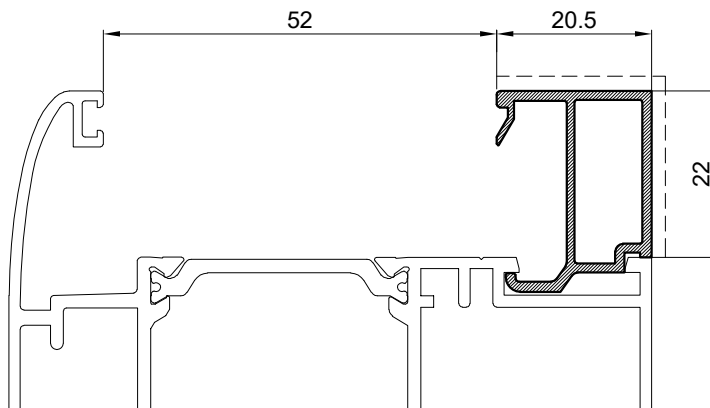
Profil Glasleisten		
Art.Br. Art.Nr.	Z40-653/B	
Težina Gewicht	kg/m	0.356
Opseg Abwicklung	mm	197
L	mm	6500



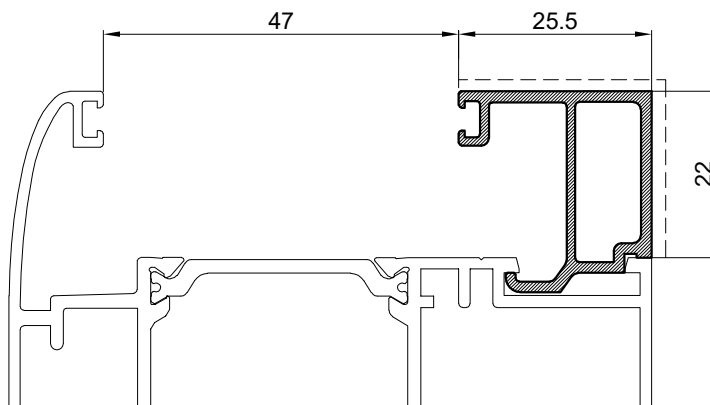
Profil Glasleisten		
Art.Br. Art.Nr.	Z40-664	
Težina Gewicht	kg/m	0.243
Opseg Abwicklung	mm	93
L	mm	6500



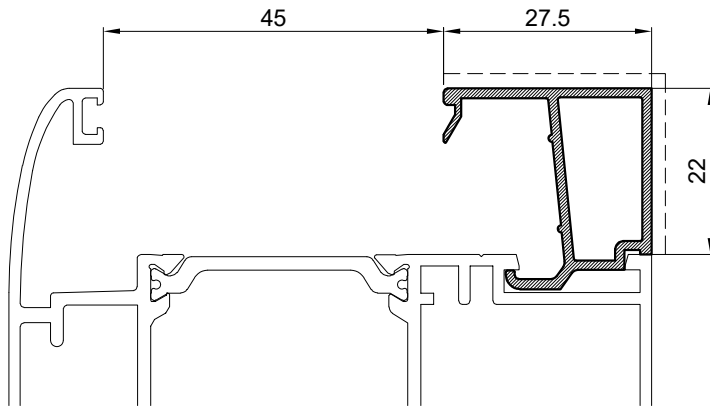
Profil Glasleisten		
Art.Br. Art.Nr.	Z40-665	
Težina Gewicht	kg/m	0.272
Opseg Abwicklung	mm	112
L	mm	6500



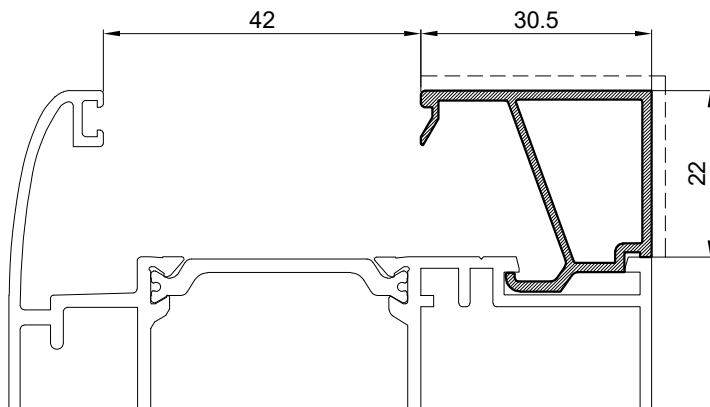
Profil Glasleisten		
Art.Br. Art.Nr.	Z40-666	
Težina Gewicht	kg/m	0.289
Opseg Abwicklung	mm	122
L	mm	6500



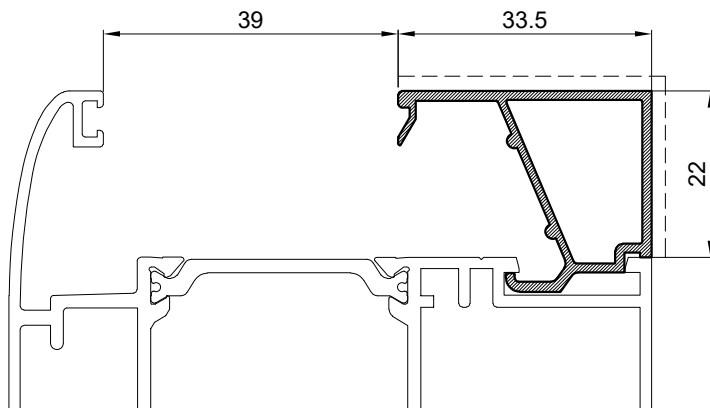
Profil Glasleisten		
Art.Br. Art.Nr.	Z40-667	
Težina Gewicht	kg/m	0.358
Opseg Abwicklung	mm	139
L	mm	6500



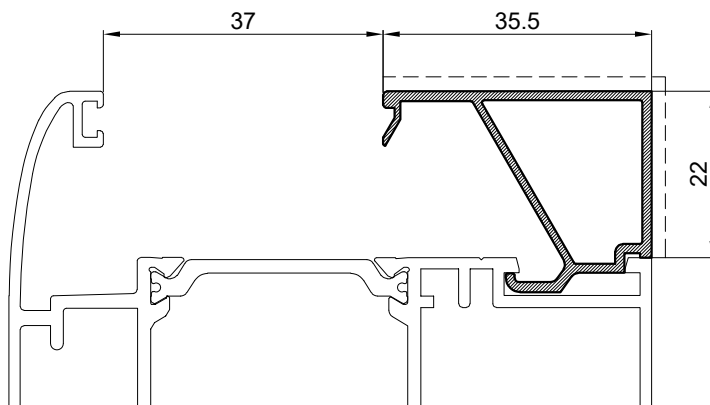
Profil Glasleisten		
Art.Br. Art.Nr.	F-1575	
Težina Gewicht	kg/m	0.327
Opseg Abwicklung	mm	133.4
L	mm	6500



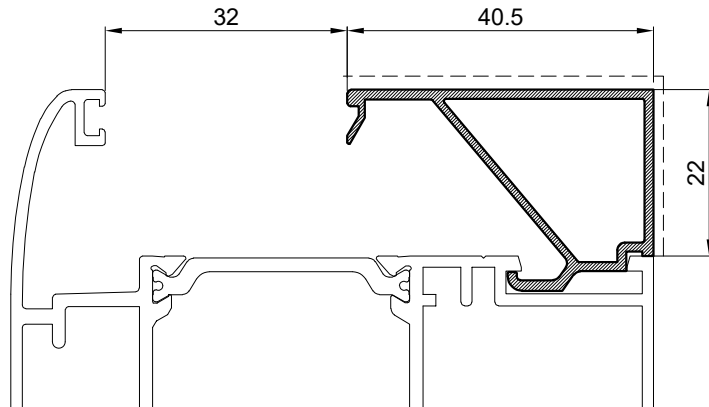
Profil Glasleisten		
Art.Br. Art.Nr.	Z40-668	
Težina Gewicht	kg/m	0.326
Opseg Abwicklung	mm	135
L	mm	6500



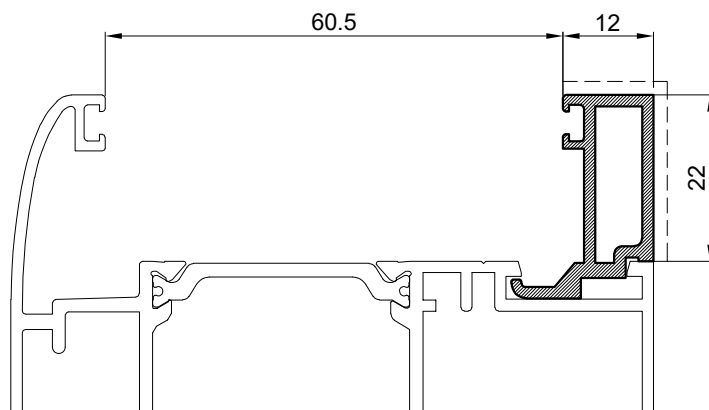
Profil Glasleisten		
Art.Br. Art.Nr.	F-1590	
Težina Gewicht	kg/m	0.346
Opseg Abwicklung	mm	142.75
L	mm	6500



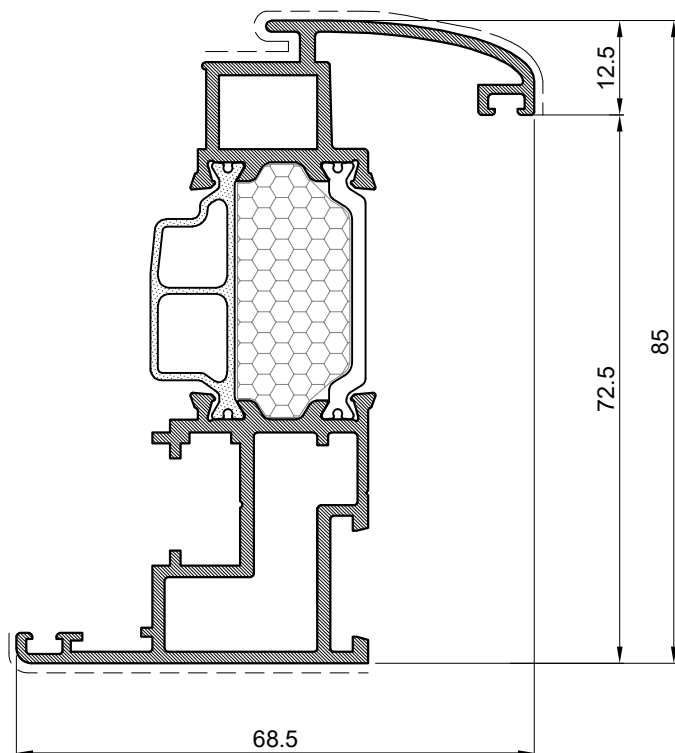
Profil Glasleisten		
Art.Br. Art.Nr.	Z40-669	
Težina Gewicht	kg/m	0.347
Opseg Abwicklung	mm	143
L	mm	6500



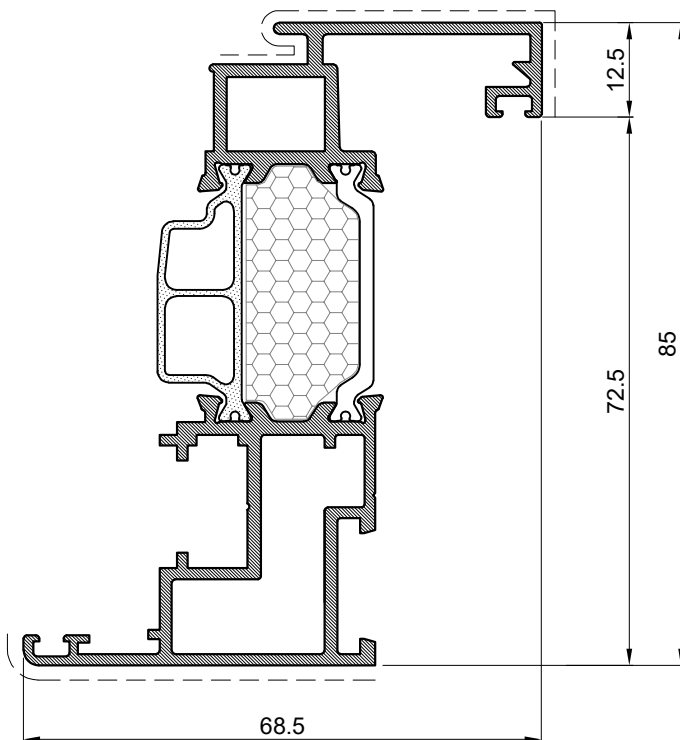
Profil Profile		
Art.Br. Art.Nr.	Z40-670	
Težina Weight	kg/m	0.373
Opseg Perimeter	mm	150
L	mm	6500



Profil Profile		
Art.Br. Art.Nr.	F-0784	
Težina Weight	kg/m	0.330
Opseg Perimeter	mm	105
L	mm	6500

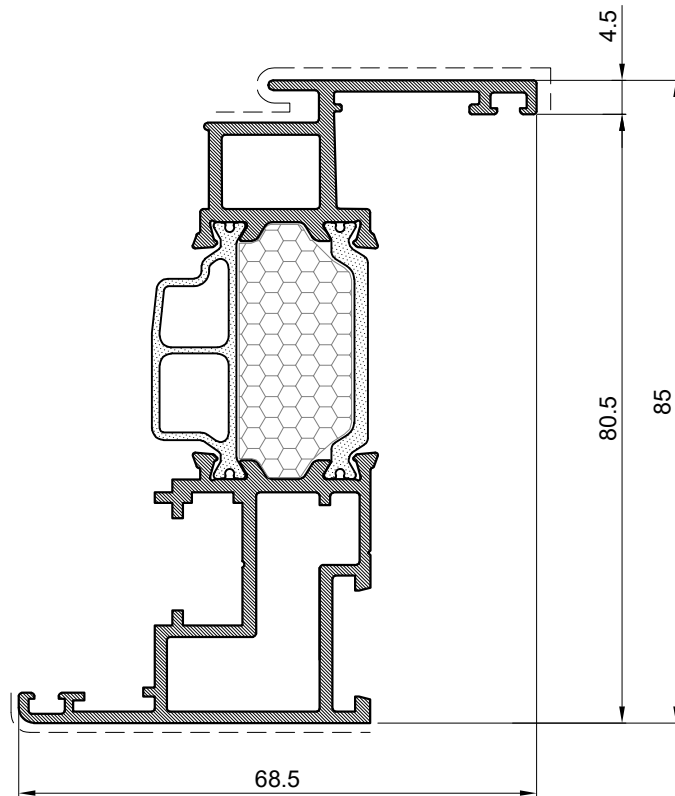


Profil krila prozora Flügelprofile		
Art.Br. Art.Nr.	FT-0236HF	
Težina Gewicht	kg/m	1.619
Opseg Abwicklung	mm	448
Moment inercije Flächen trägheits moment	I _x (cm ⁴)	34.93
	I _y (cm ⁴)	9.06
	W _x (cm ³)	10.69
	W _y (cm ³)	2.59
L	mm	6500

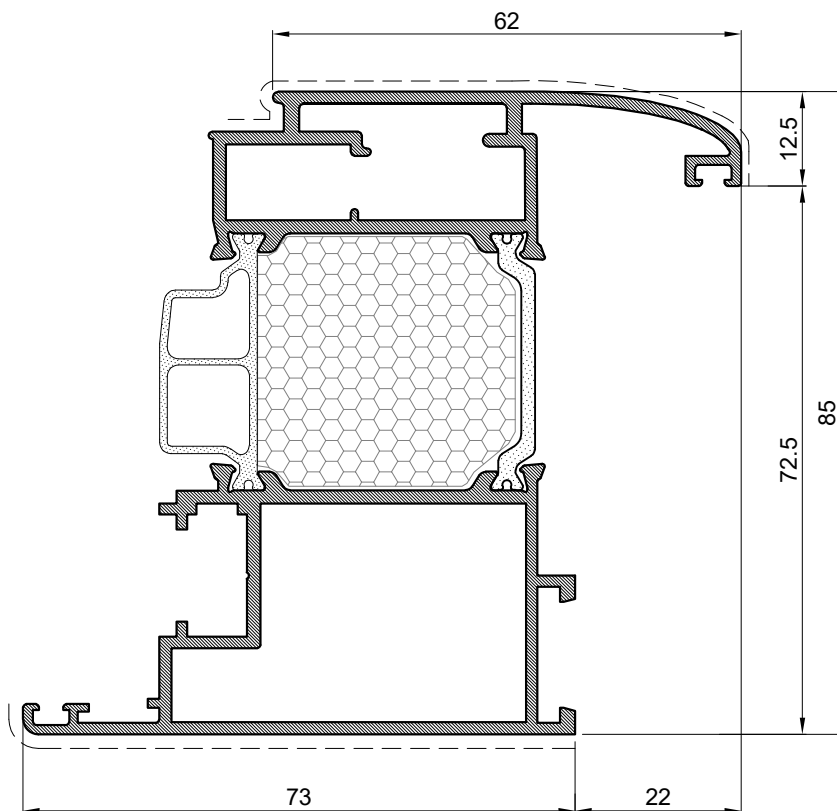


Profil krila prozora Flügelprofile		
Art.Br. Art.Nr.	FT-0239HF	
Težina Gewicht	kg/m	1.645
Opseg Abwicklung	mm	461
Moment inercije Flächen trägheits moment	I _x (cm ⁴)	36.48
	I _y (cm ⁴)	10.24
	W _x (cm ³)	11.41
	W _y (cm ³)	2.87
L	mm	6500

Profil bez XPS ispune u nazivu nema nastavak „F“
 Profil ohne XPS-füllung hat keinen "F"-namen

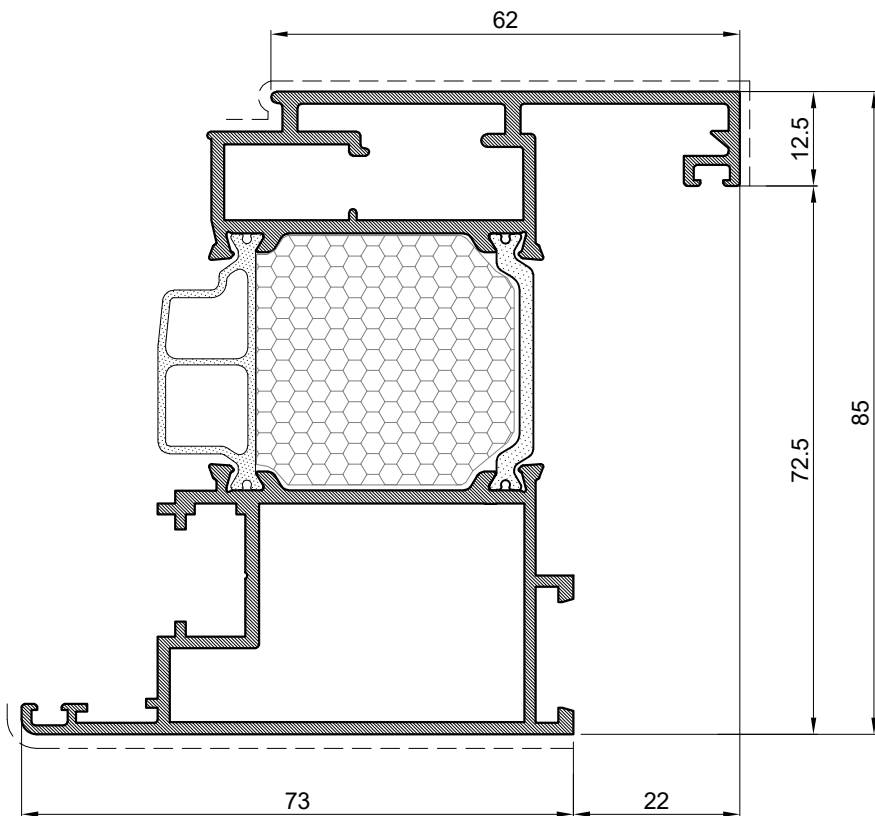


Profil krila prozora Flügelprofile		
Art.Br. Art.Nr.	FT-0296HF	
Težina Gewicht	kg/m	1.569
Opseg Abwicklung	mm	441
Moment inerције Flächen trägheits moment	I _x (cm ⁴)	35.05
	I _y (cm ⁴)	8.26
	W _x (cm ³)	10.65
	W _y (cm ³)	2.39
L	mm	6500

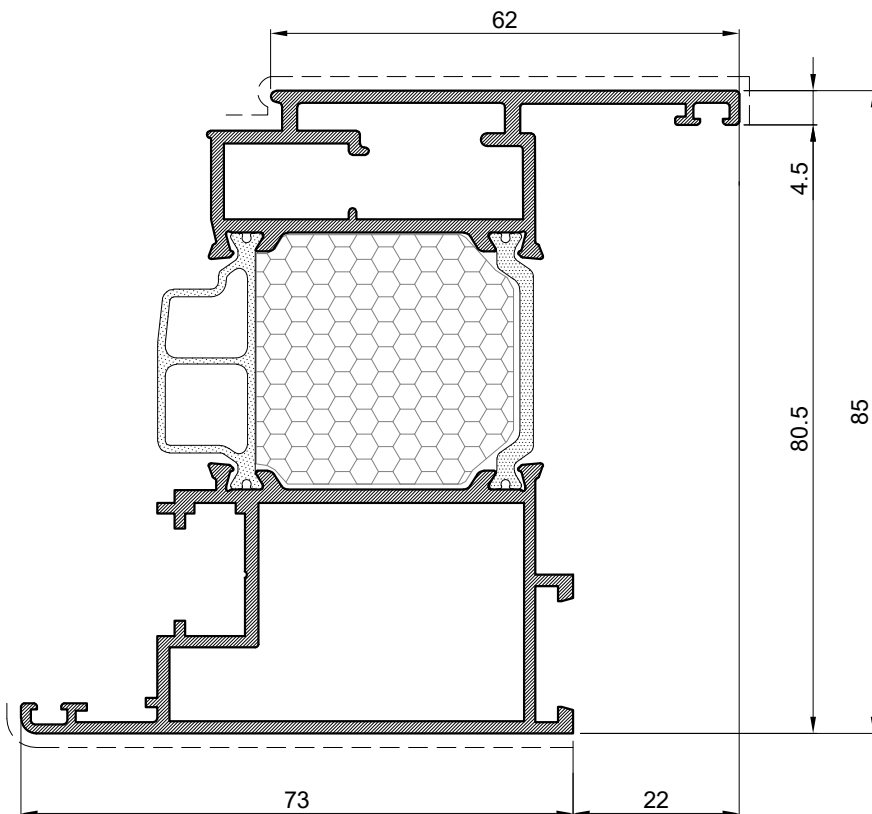


Profil krila prozora Flügelprofile		
Art.Br. Art.Nr.	FT-0244HF	
Težina Gewicht	kg/m	2.118
Opseg Abwicklung	mm	495
Moment inercije Flächen trägheits moment	I _x (cm ⁴)	50.84
	I _y (cm ⁴)	31.4
	W _x (cm ³)	15.89
	W _y (cm ³)	6.56
L	mm	6500

Profil bez XPS ispune u nazivu nema nastavak „F“
 Profil ohne XPS-füllung hat keinen "F"-namen

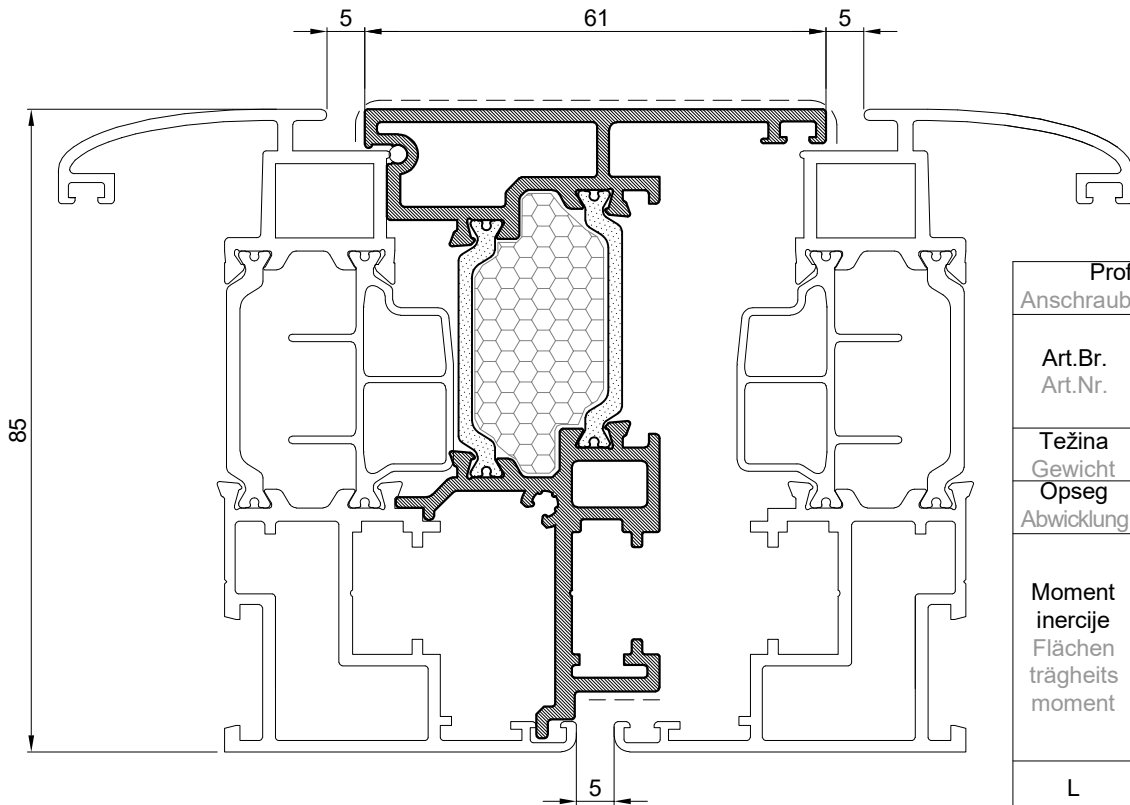


Profil krila prozora Flügelprofile		
Art.Br. Art.Nr.	FT-0246HF	
Težina Gewicht	kg/m	2.148
Opseg Abwicklung	mm	508
Moment inercije Flächen trägheits moment	I _x (cm ⁴)	52.29
	I _y (cm ⁴)	33.81
	W _x (cm ³)	16.1
	W _y (cm ³)	7.06
L	mm	6500



Profil krila prozora Flügelprofile		
Art.Br. Art.Nr.	FT-1610HF	
Težina Gewicht	kg/m	2.019
Opseg Abwicklung	mm	470
Moment inercije Flächen trägheits moment	I _x (cm ⁴)	51.06
	I _y (cm ⁴)	29.46
	W _x (cm ³)	16.1
	W _y (cm ³)	6.08
L	mm	6500

Profil bez XPS ispune u nazivu nema nastavak „F”
 Profil ohne XPS-füllung hat keinen "F"-namen

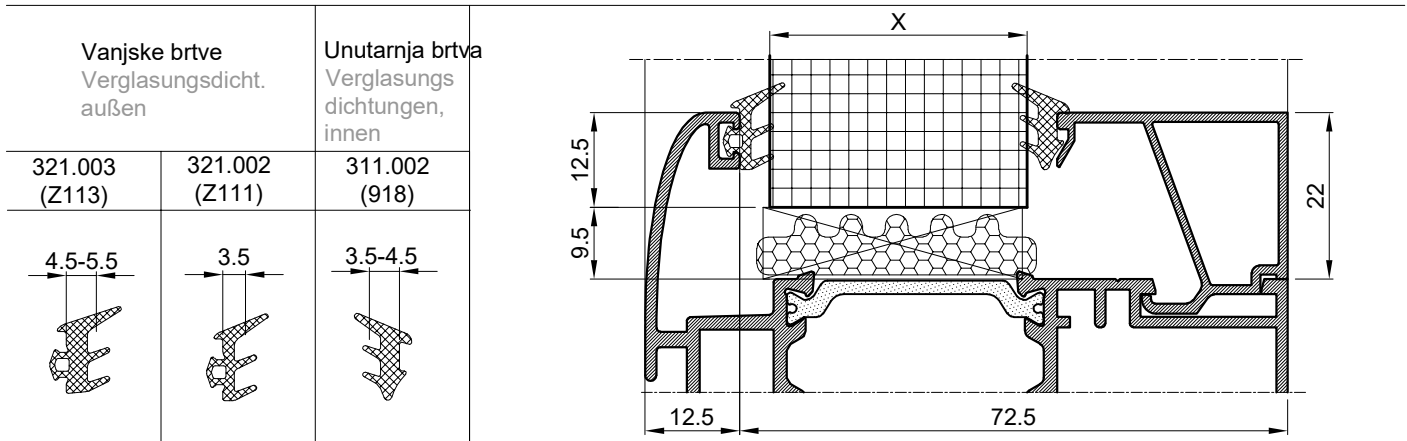


Profil kombatuete Anschraubstulp für Türsystem		
Art.Br. Art.Nr.	FT-0245HF	
Težina Gewicht	kg/m	1.563
Opseg Abwicklung	mm	415
Moment inercije Flächen trägheits moment	I _x (cm ⁴)	28.09
	I _y (cm ⁴)	8.51
	W _x (cm ³)	7.55
	W _y (cm ³)	2.45
L	mm	6500

Profil bez XPS ispune u nazivu nema nastavak „F”
 Profil ohne XPS-füllung hat keinen "F"-namen

Prikaz stakljenja Verglasung

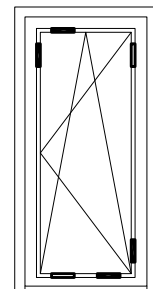
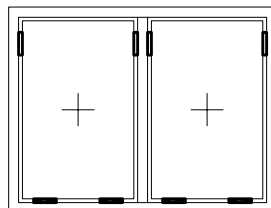
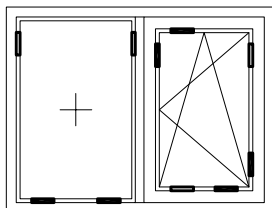
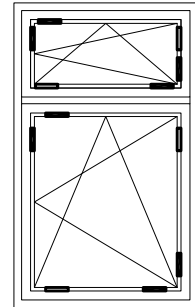
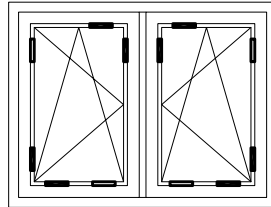
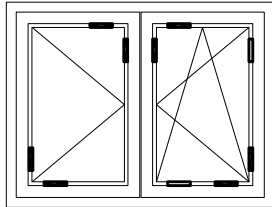
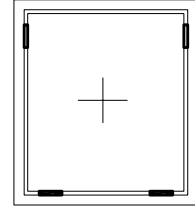
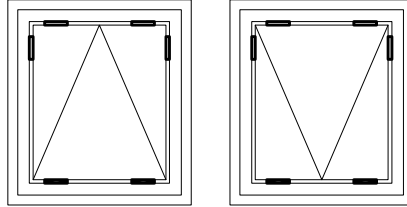
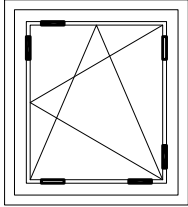
Vanjska brtva Verglasungsdicht. außen		Unutarnje brtve Verglasungsdichtungen, innen		
321.004	311.003	311.004	311.005	
				LAJSNE ZA STAKLO GLASLEISTEN
Ispuna X Füllungsdicke X	Vanjska brtva Verglasungsdichtungen, außen	Unutar. brtva Verglasungsdichtungen, innen		
21	321.004	311.005		
22-23	321.004	311.004		
24-25	321.004	311.003		
26	321.004	311.005		
27-28	321.004	311.004		
29-30	321.004	311.003		
31	321.004	311.005		
32-33	321.004	311.004		
34-35	321.004	311.003		
36	321.004	311.005		
37-38	321.004	311.004		
39-40	321.004	311.003		
41	321.004	311.005		
42-43	321.004	311.004		
44-45	321.004	311.003		
46	321.004	311.005		
47-48	321.004	311.004		
49-50	321.004	311.003		
51	321.004	311.005		
52-53	321.004	311.004		
54-55	321.004	311.003		
56	321.004	311.005		
57-58	321.004	311.004		
59-60	321.004	311.003		
61-62	321.004	311.004		
63	321.004	311.003		






Ispuna X	Vanjska brtva	Unutarnja brtva	LAJSNE ZA STAKLO GLASLEISTEN		
22-23	321.003	311.002			
24	321.002	311.002			Z40-670
27-28	321.003	311.002			
29	321.002	311.002	Z40-659		Z40-669
32-33	321.003	311.002			
34	321.002	311.002	Z40-653	Z40-653/B	Z40-668
37-38	321.003	311.002			
39	321.002	311.002	Z40-658		Z40-667
42-43	321.003	311.002			
44	321.002	311.002	Z40-644	Z40-646	Z40-666
47-48	321.003	311.002			
49	321.002	311.002	M45-709	M45-740	Z40-665
52-53	321.003	311.002			
54	321.002	311.002	Z40-636	Z40-647	Z40-664
57-58	321.003	311.002			
59	321.002	311.002	Z40-656		
61-62	321.003	311.002			
63	321.002	311.002	Z40-660		

Vanjske brtve Verglasungsdicht.außen		Unutarne brtve Verglasungsdichtungen,innen				
321.002 (Z111)	321.003 (Z113)	311.003	311.004			
Ispuna X Füllungsdicke X	Vanjska brtva Verglasungsdichtungen, außen	Unutar. brtva Verglasungsdichtungen, innen				
29-30	321.003	311.004				
31-32	321.002	311.004				
33	321.002	311.003				
34-35	321.003	311.004				
36-37	321.002	311.004				
38	321.002	311.003				
39-40	321.003	311.004				
41-42	321.002	311.004				
43	321.002	311.003				
44-45	321.003	311.004				
46-47	321.002	311.004				
48	321.002	311.003				
49-50	321.003	311.004				
51-52	321.002	311.004				
53	321.002	311.003				
54-55	321.003	311.004				
56-57	321.002	311.004				
58	321.002	311.003				
59-60	321.003	311.004				
61-62	321.002	311.004				
63	321.002	311.003				
34-35	321.003	311.004				
66-67	321.002	311.004				
68	321.002	311.003				
69-70	321.002	311.004				
71	321.002	311.003				

PREPORUKE ZA RASPORED PODMETAČA KOD UGRADNJE ELEMENATA ZA ISPUNU EMPFEHLUNG FÜR DEN EINBAU DER VERGLASUNGS-UNTERLAGEN



-  nosivi podmetač
Unterstützung Verglasungsunterlage
 -  odstojni podmetač
Distanz
Verglasungsunterlage
- Materijal podmetača: PVC
Material von Verglasungsunterlage PVC

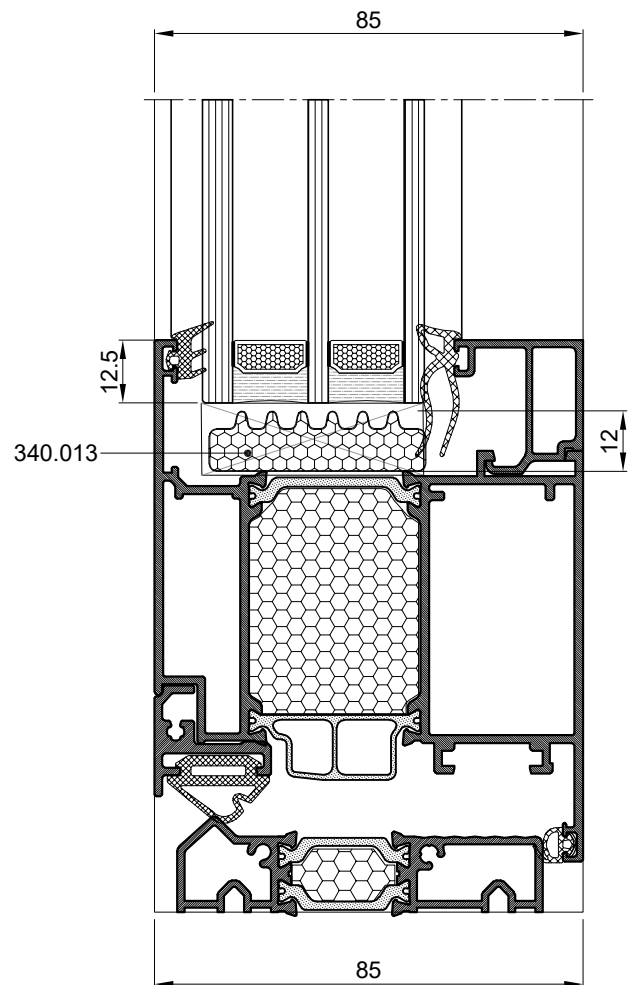
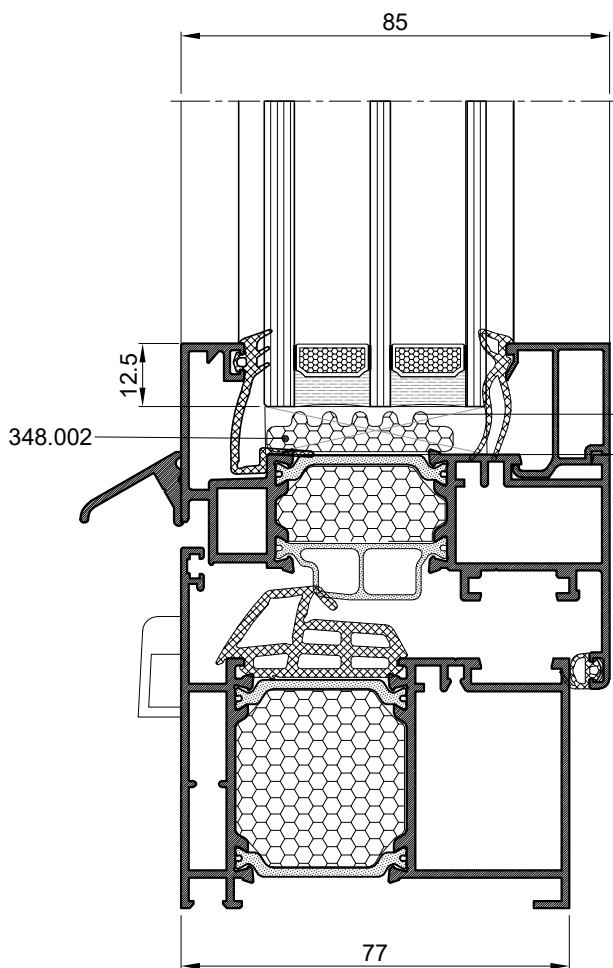


ISPUNA OKO STAKLA

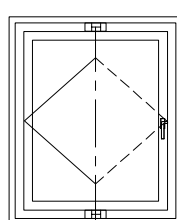
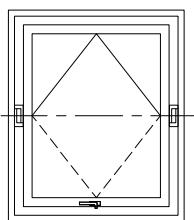
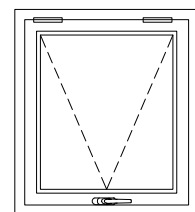
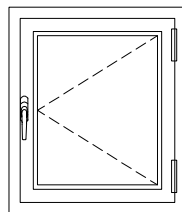
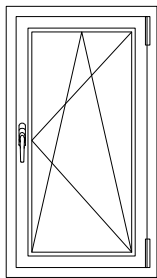
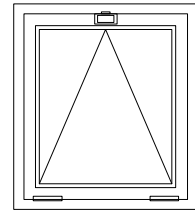
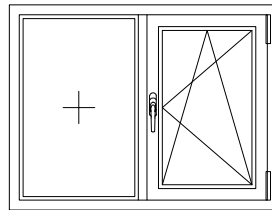
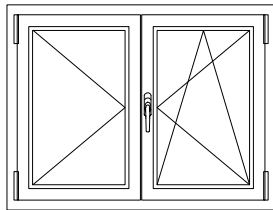
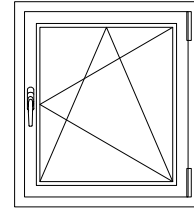
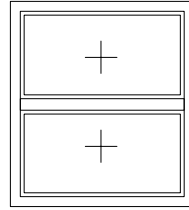
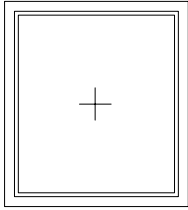
-Radi povećanja toplinskih svojstava, u prostor oko stakla se umeću profilirane trake, debljine 8 mm i 12 mm, od termoizolacionog materijala XPE - $\lambda=0.038$ W/m²K

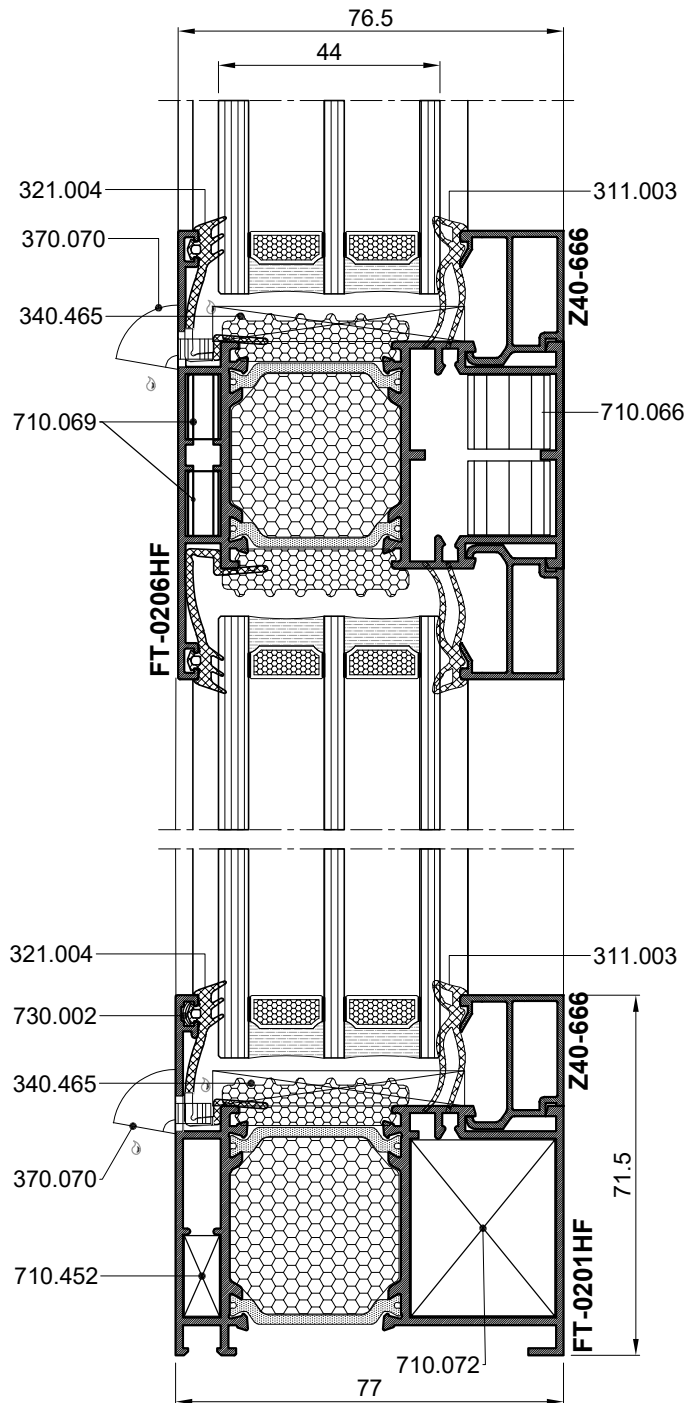
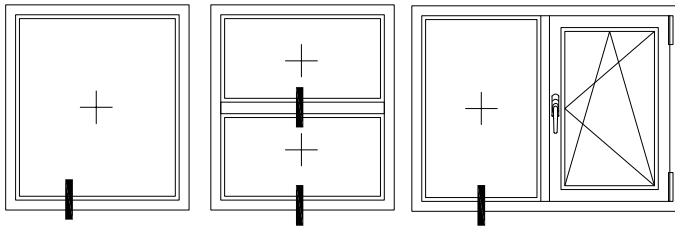
GLASFALZDÄMMUNG

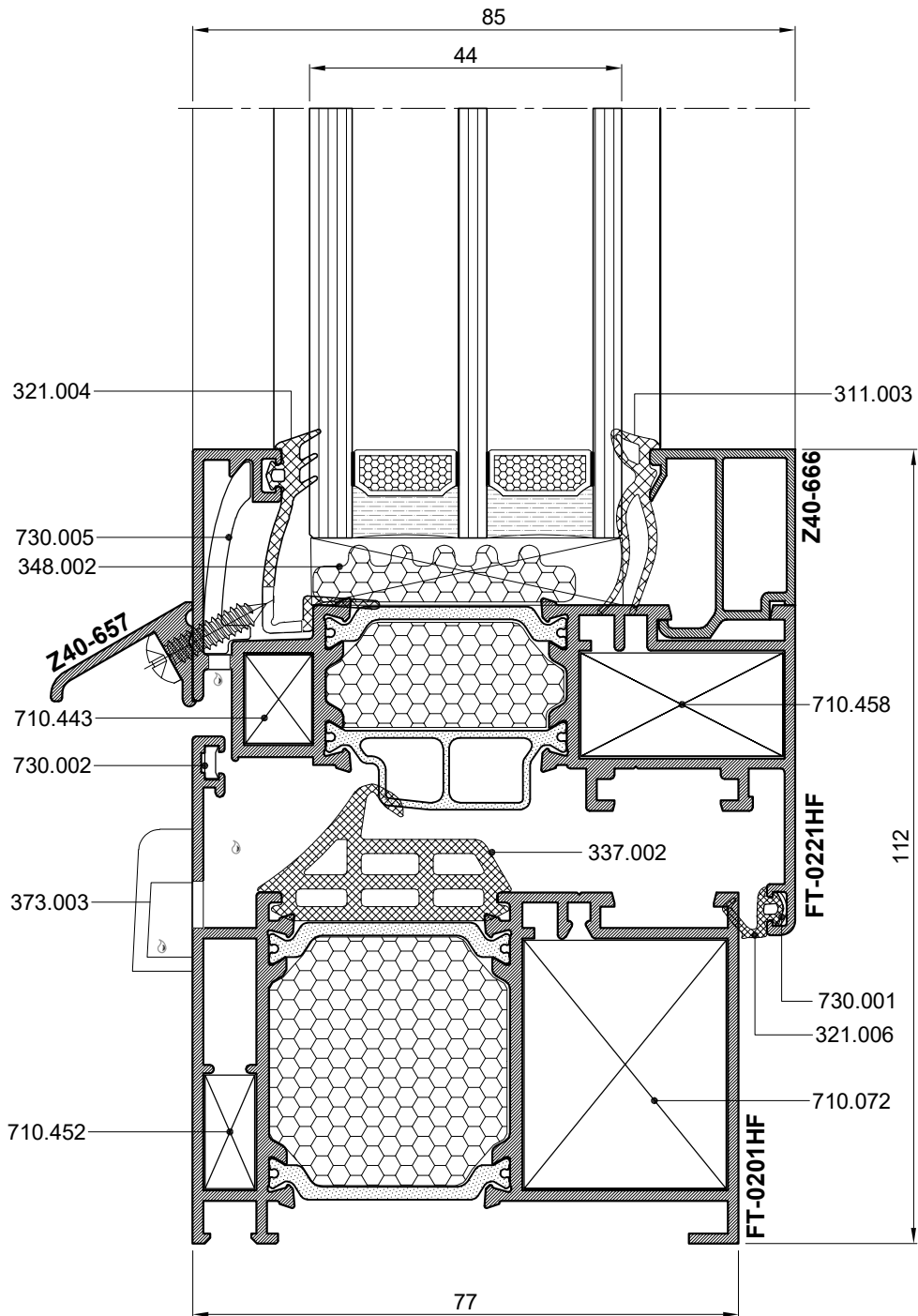
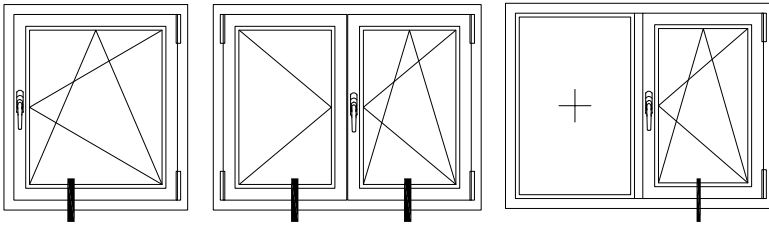
-Zur Erhöhung der thermischen Eigenschaften, in den Bereich um das Glas werden Profileisen eingelegt, Dicke 8 mm und 12 mm, aus wärmeisolierendem Material XPE - $\lambda = 0.038$ W / m²K

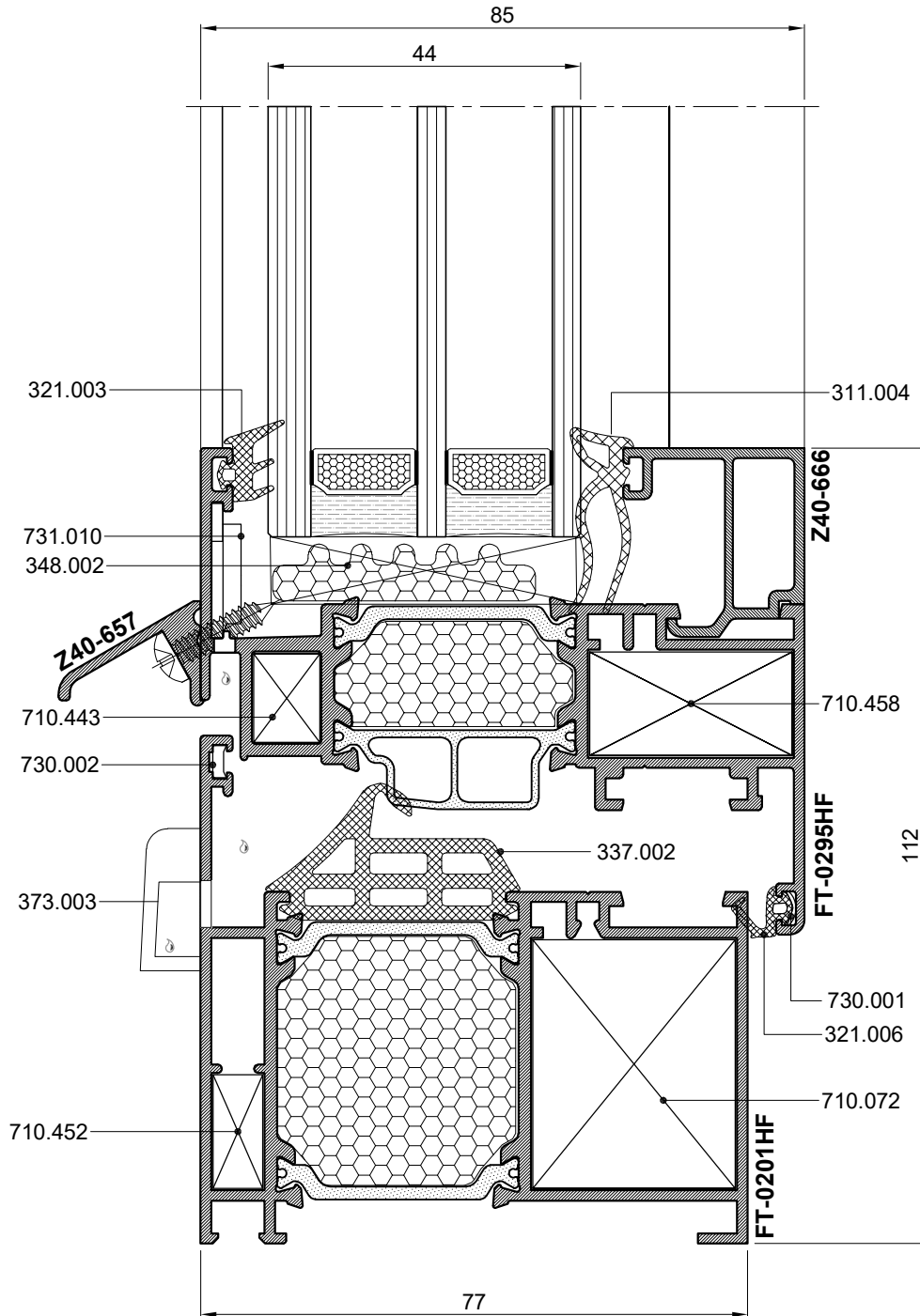
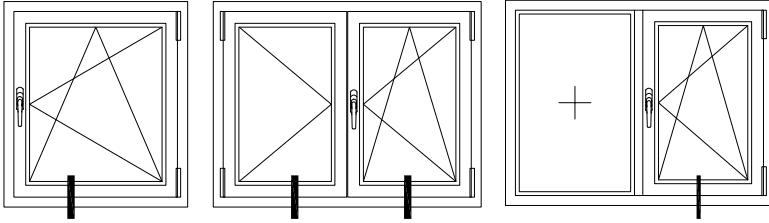


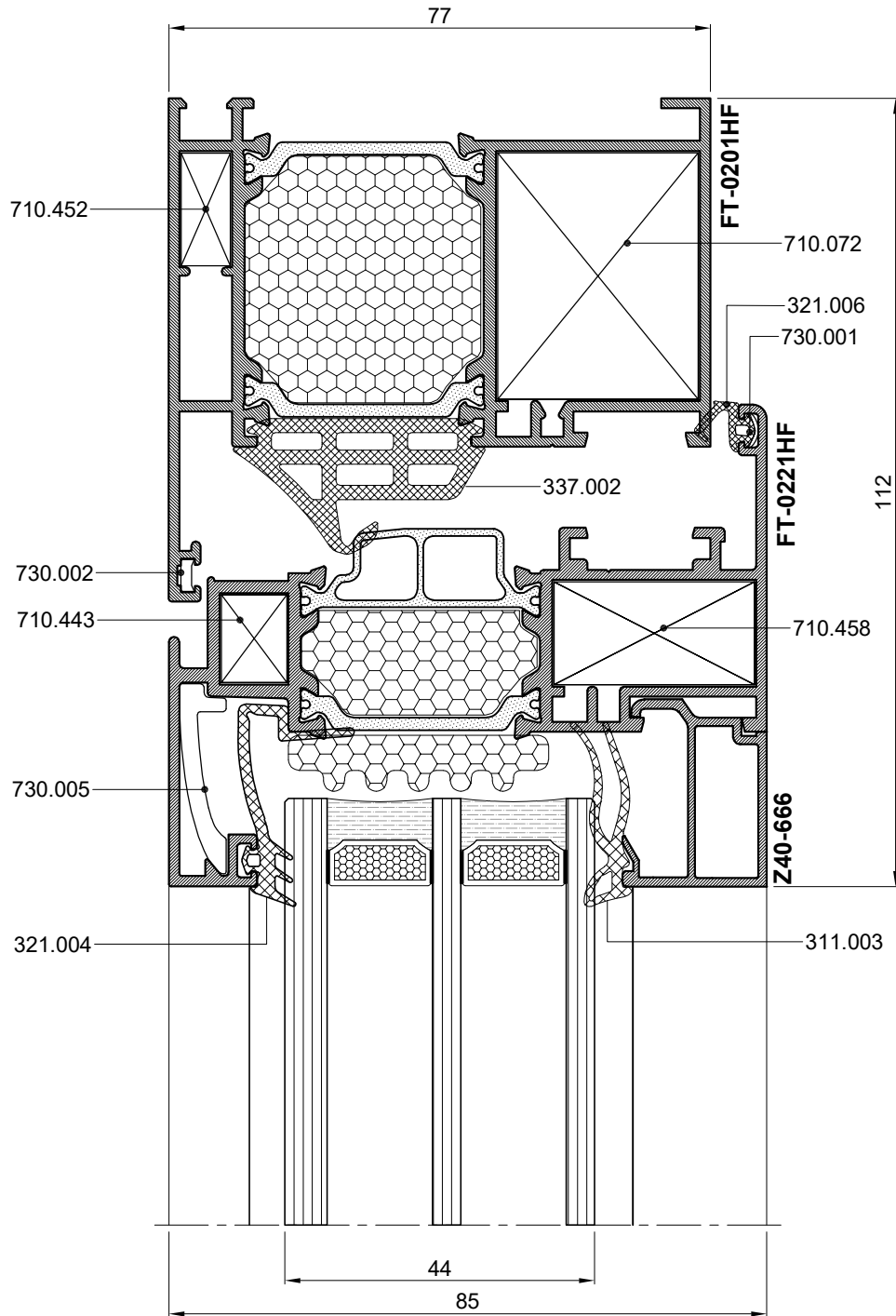
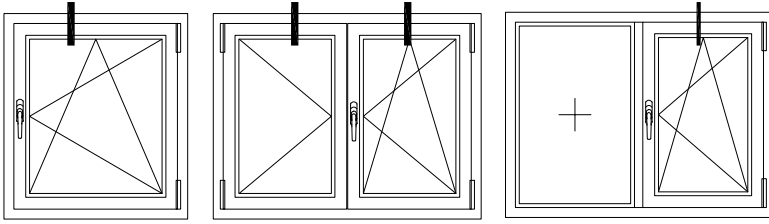
Presjeci Profilschnitte

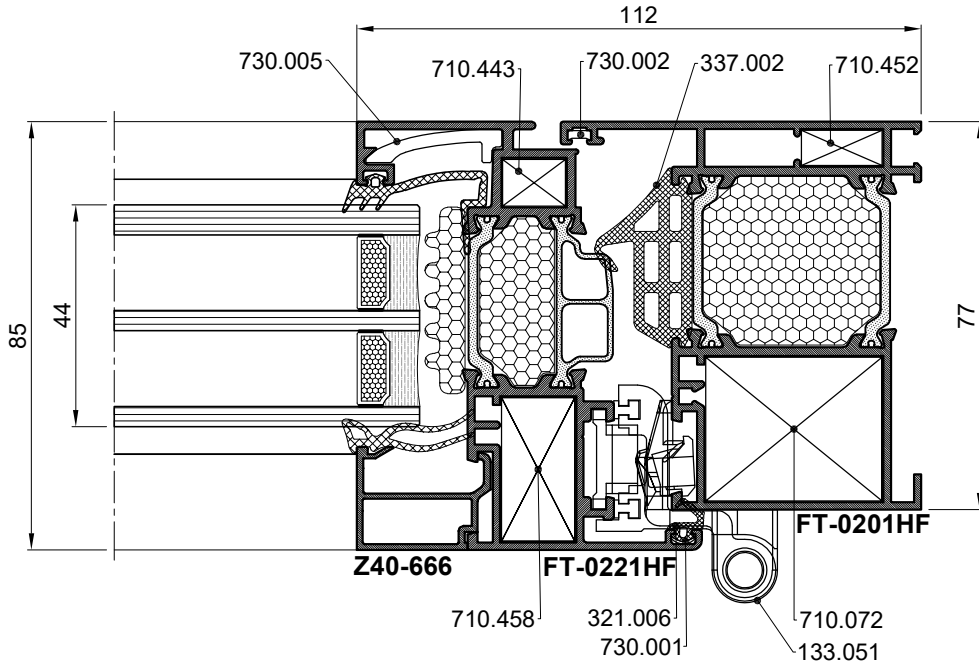
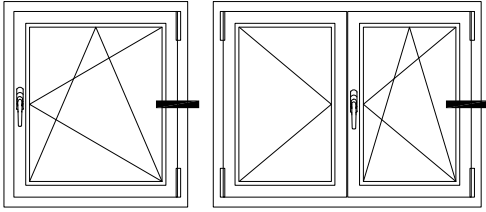




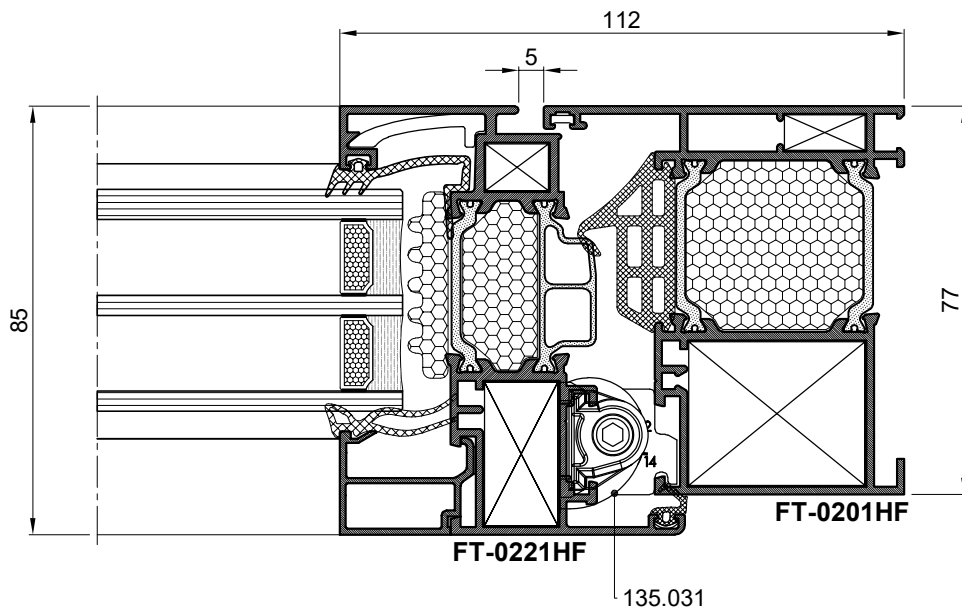


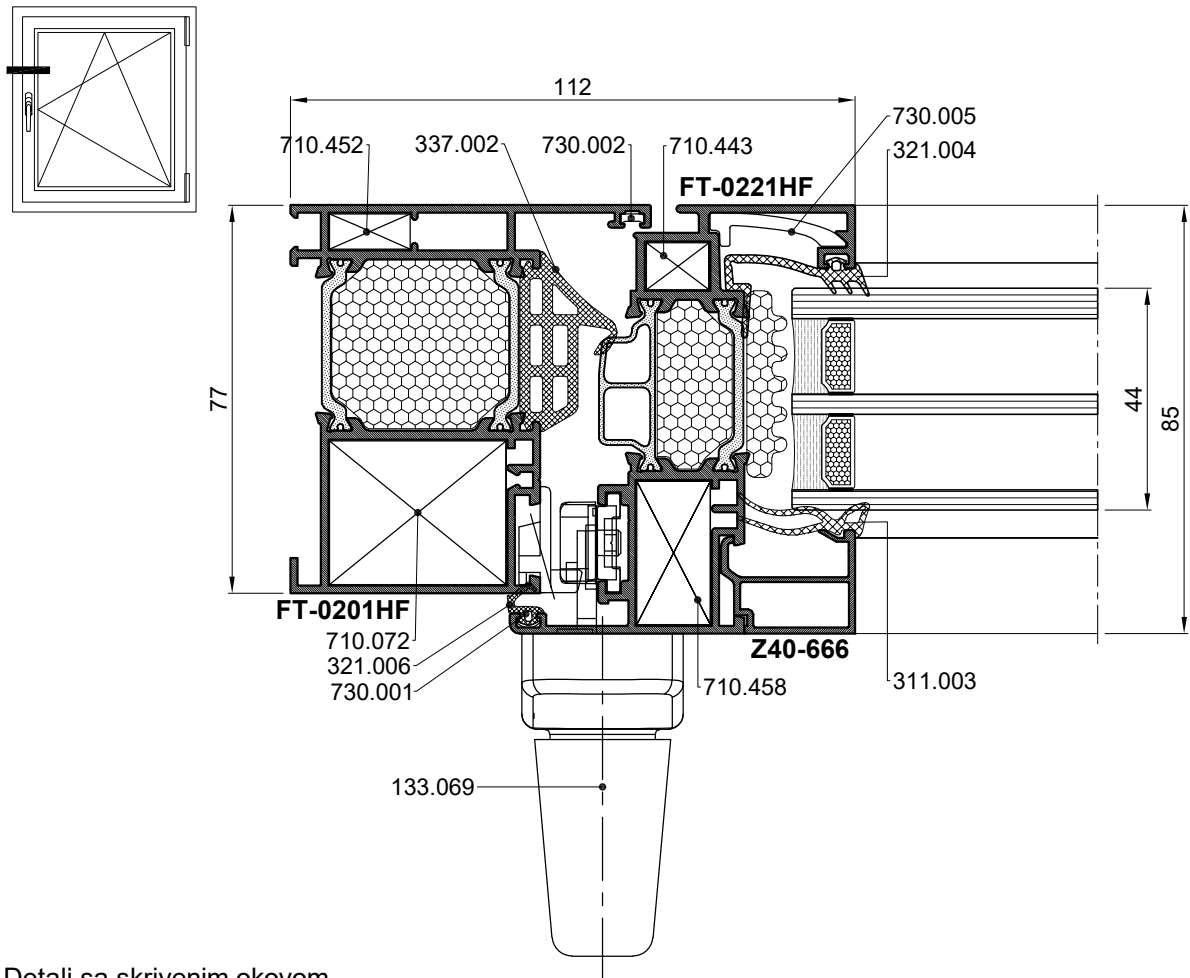




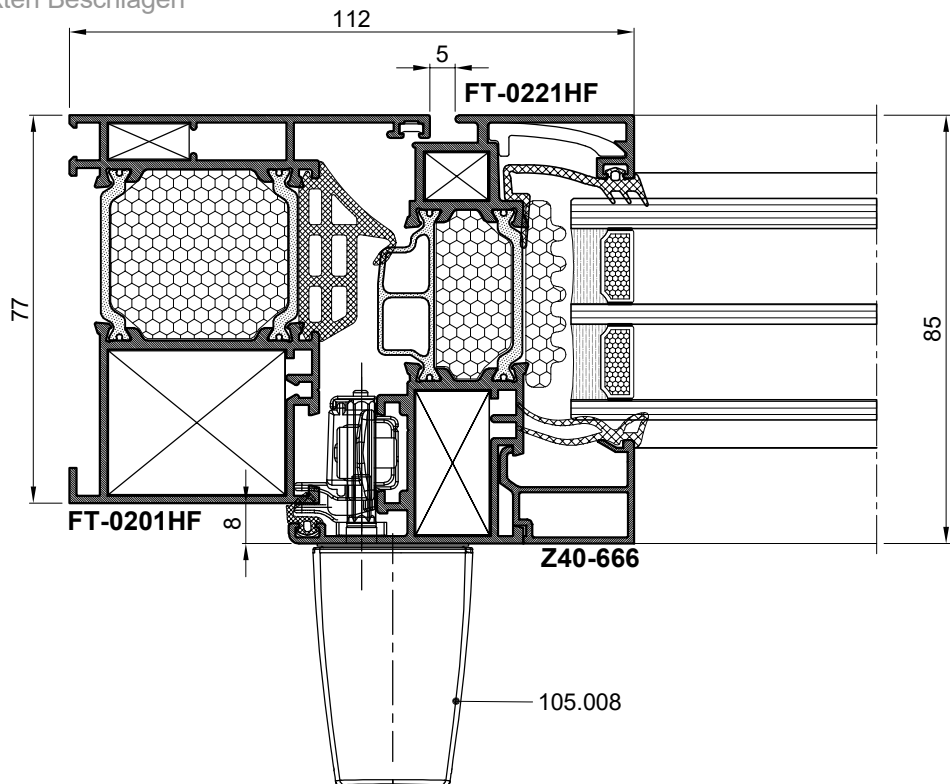


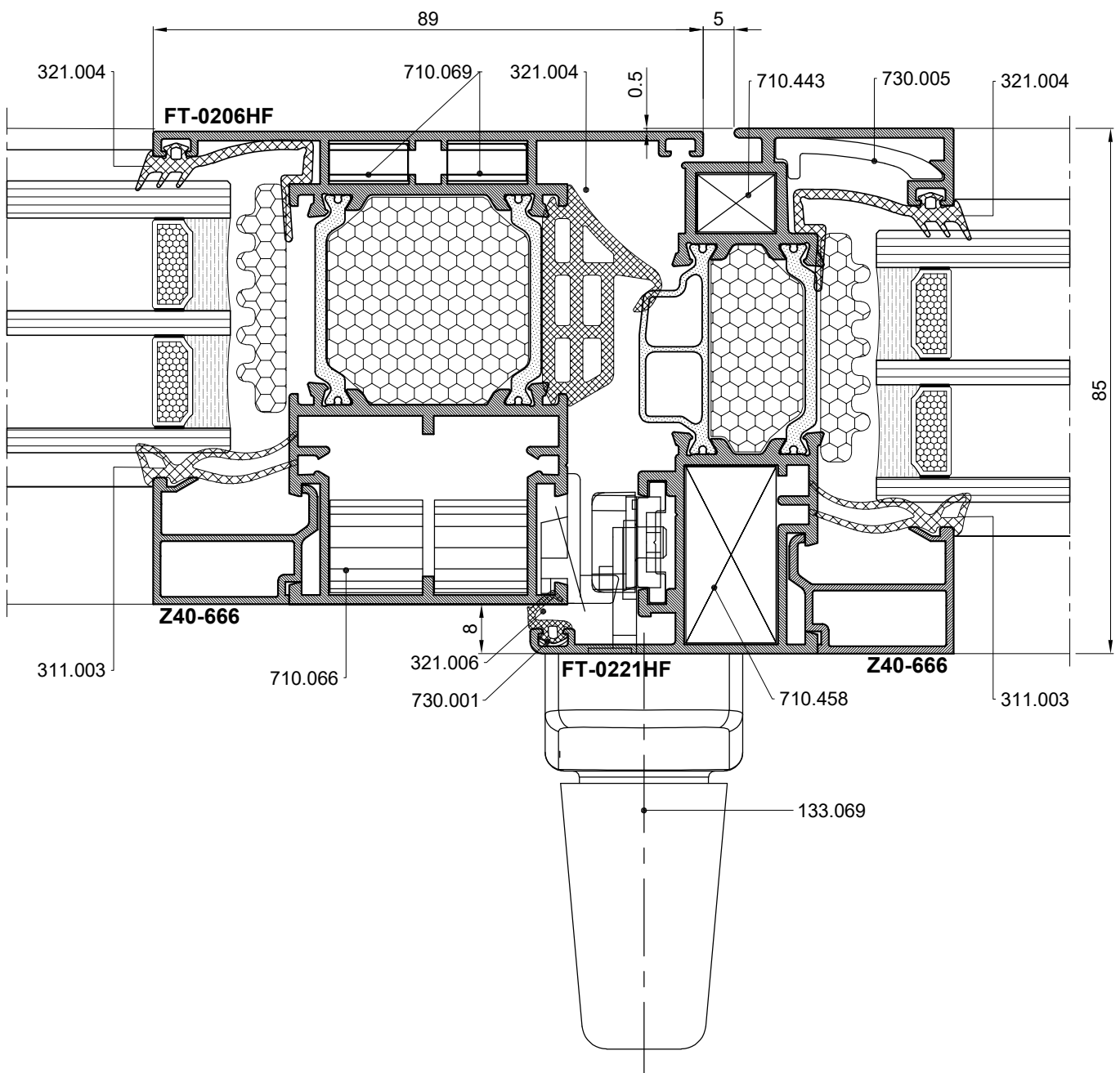
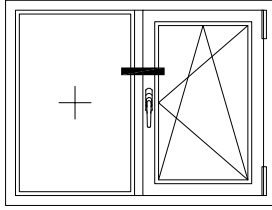
Detalj sa skrivenim okovom
Detail mit versteckten Beschlägen

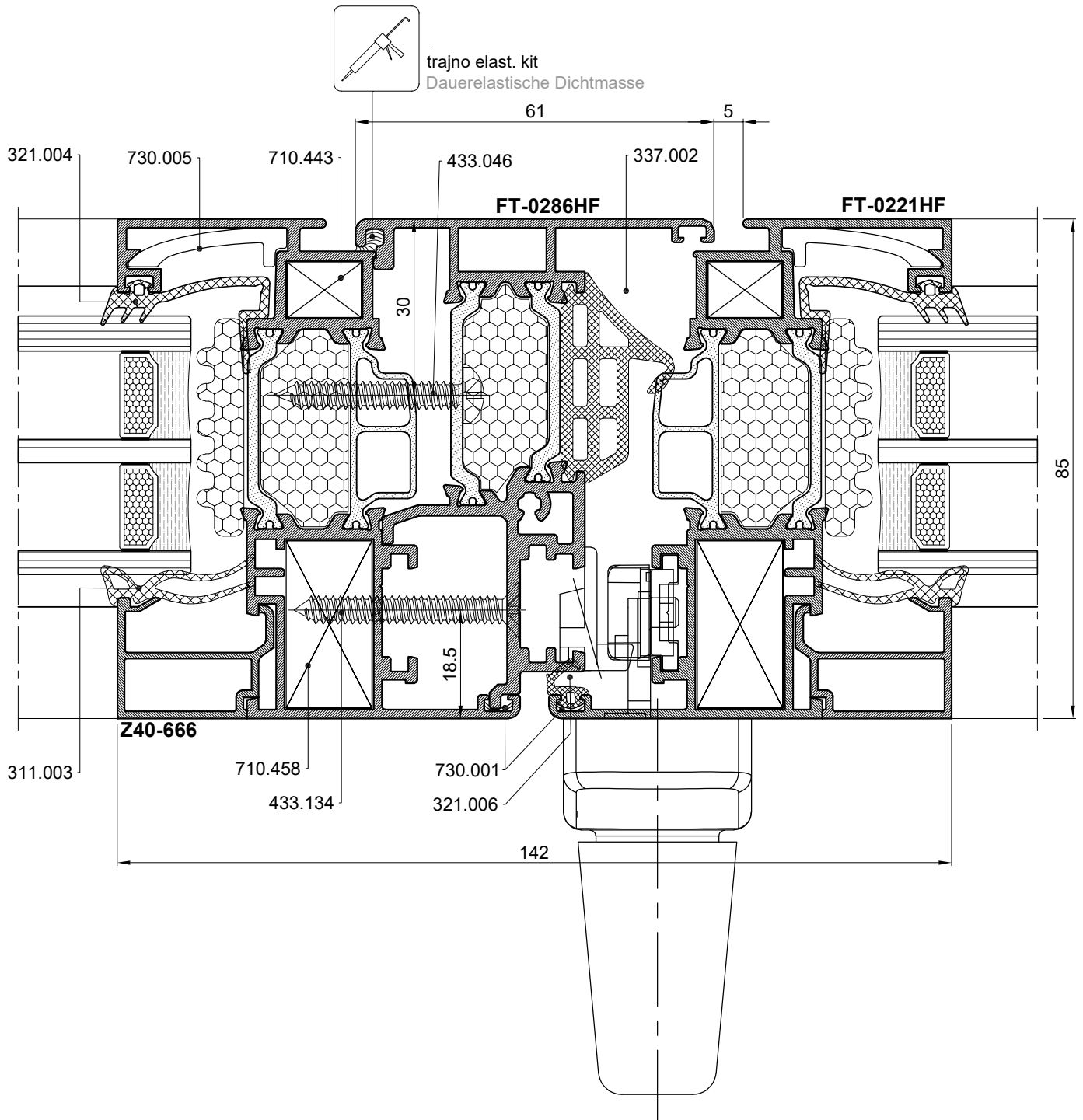
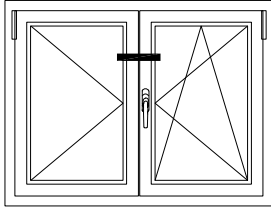



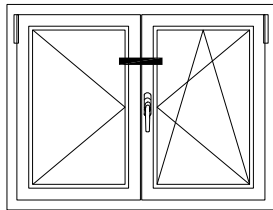


Detalj sa skrivenim okovom
Detail mit versteckten Beschlägen


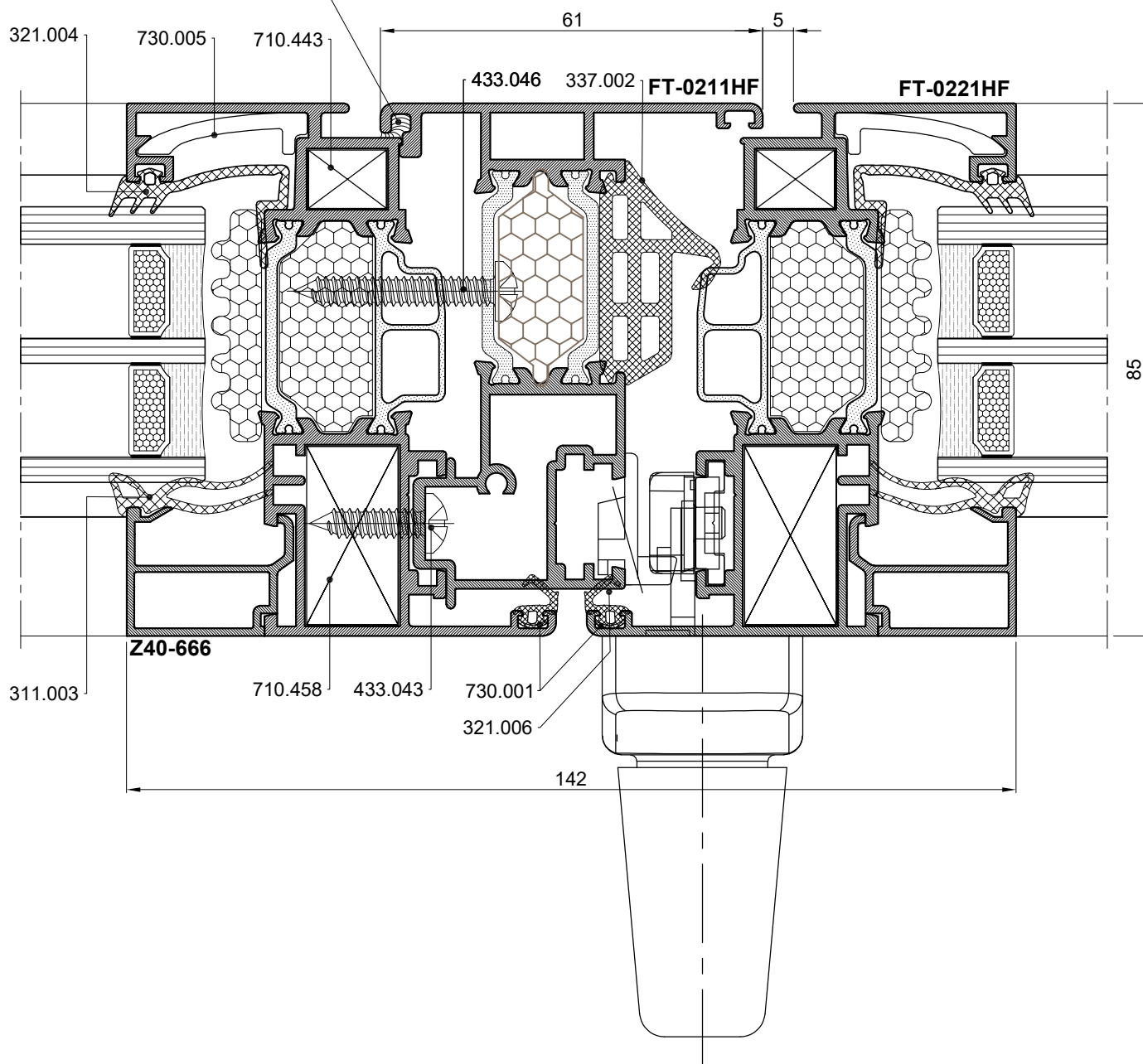




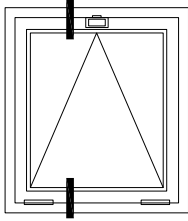




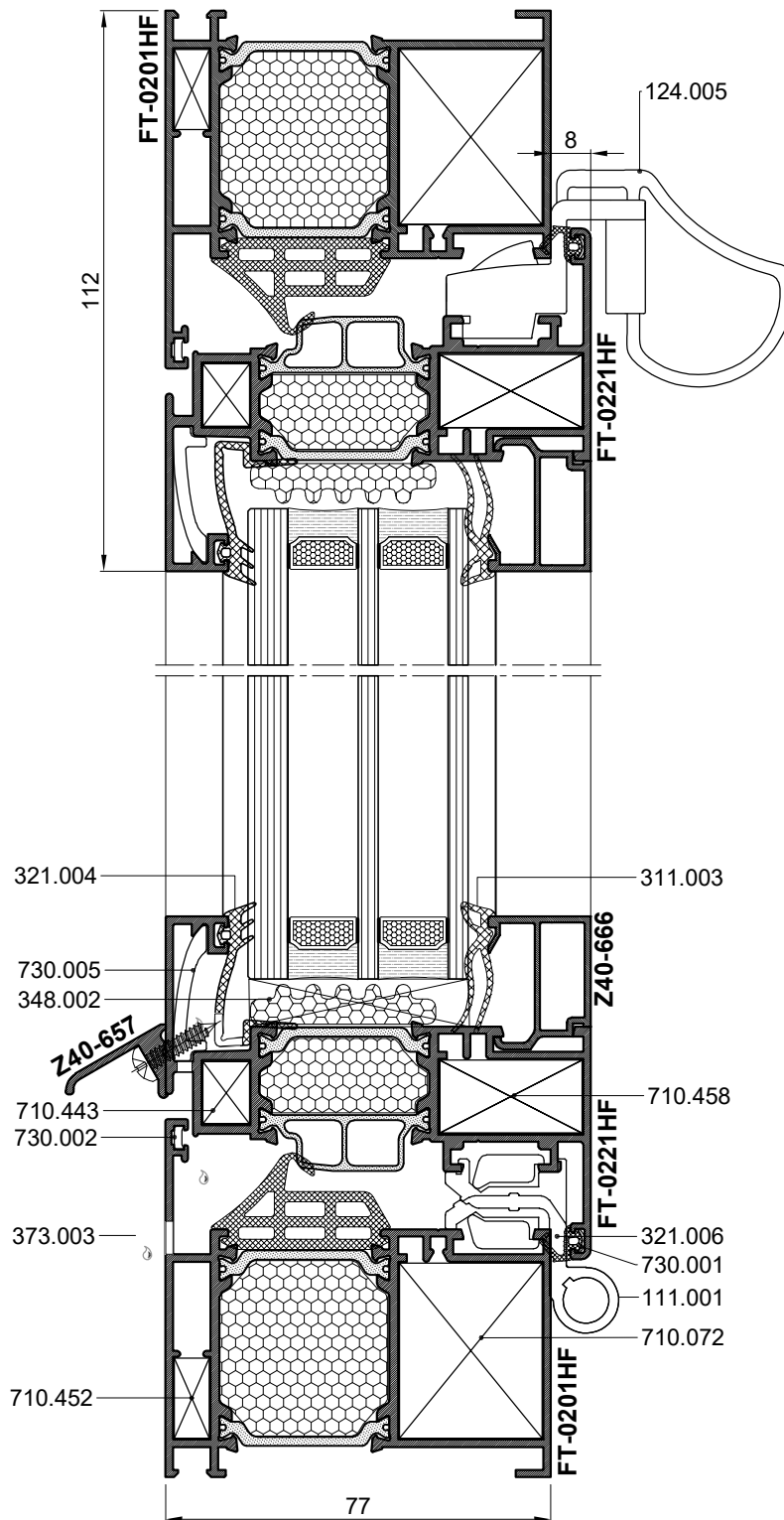
trajno elast. kit
Dauerelastische Dichtmasse

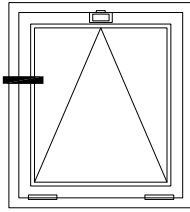


ljepilo za metal
(npr. Teroson MS 939)
metal glue
(eg. Teroson MS 939)

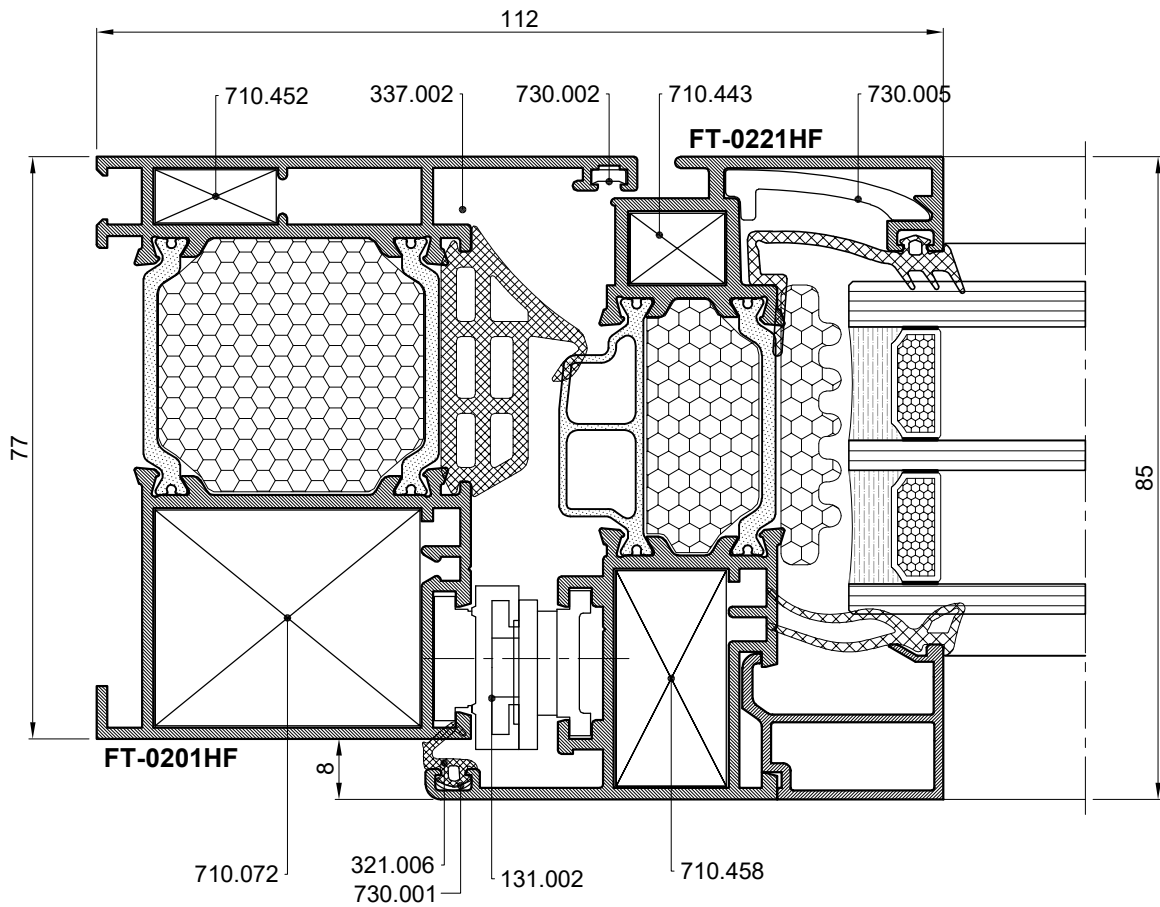


OTKLOPNI PROZOR - VENTUS
sa bravicom za zatvaranje (124.005) i škarama (131.002)
SENKKLAPP FENSTER
Getriebeverschluss - (124.005) Kippschere (131.002)

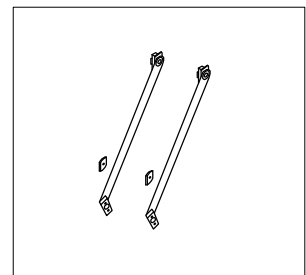


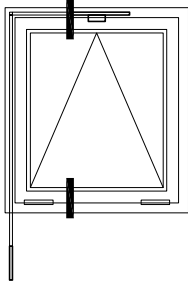


OTKLOPNI PROZOR - VENTUS
 sa bravicom za zatvaranje (124.005) i škarama (131.002)
 KIPPFENSTER / OBERLICHT
 Getriebeverschluss - (124.005) Kippschere (131.002)

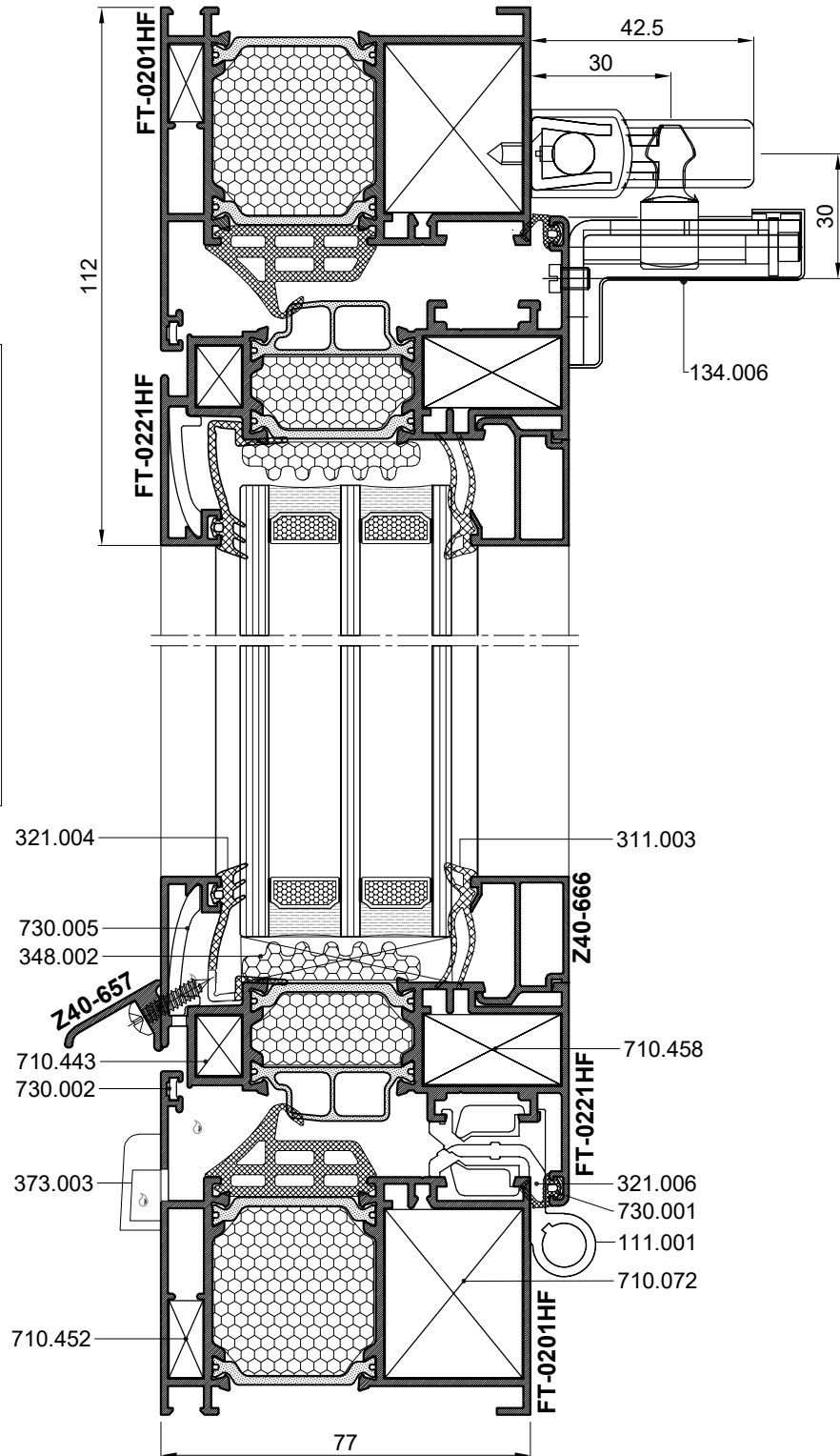
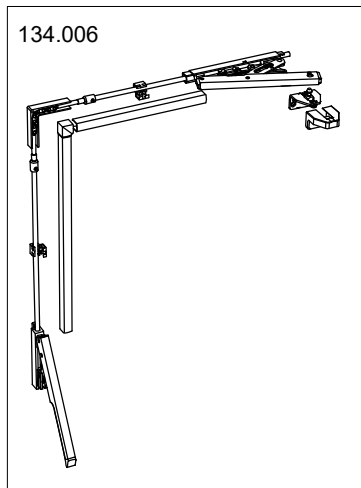


131.002



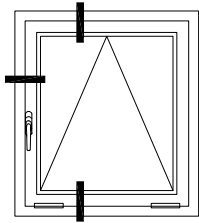


OTKLOPNI PROZOR - VENTUS sa ručkom za visinu (134.006)
KIPPFENSTER / OBERLICHT Oberlichtöffner (134.006)

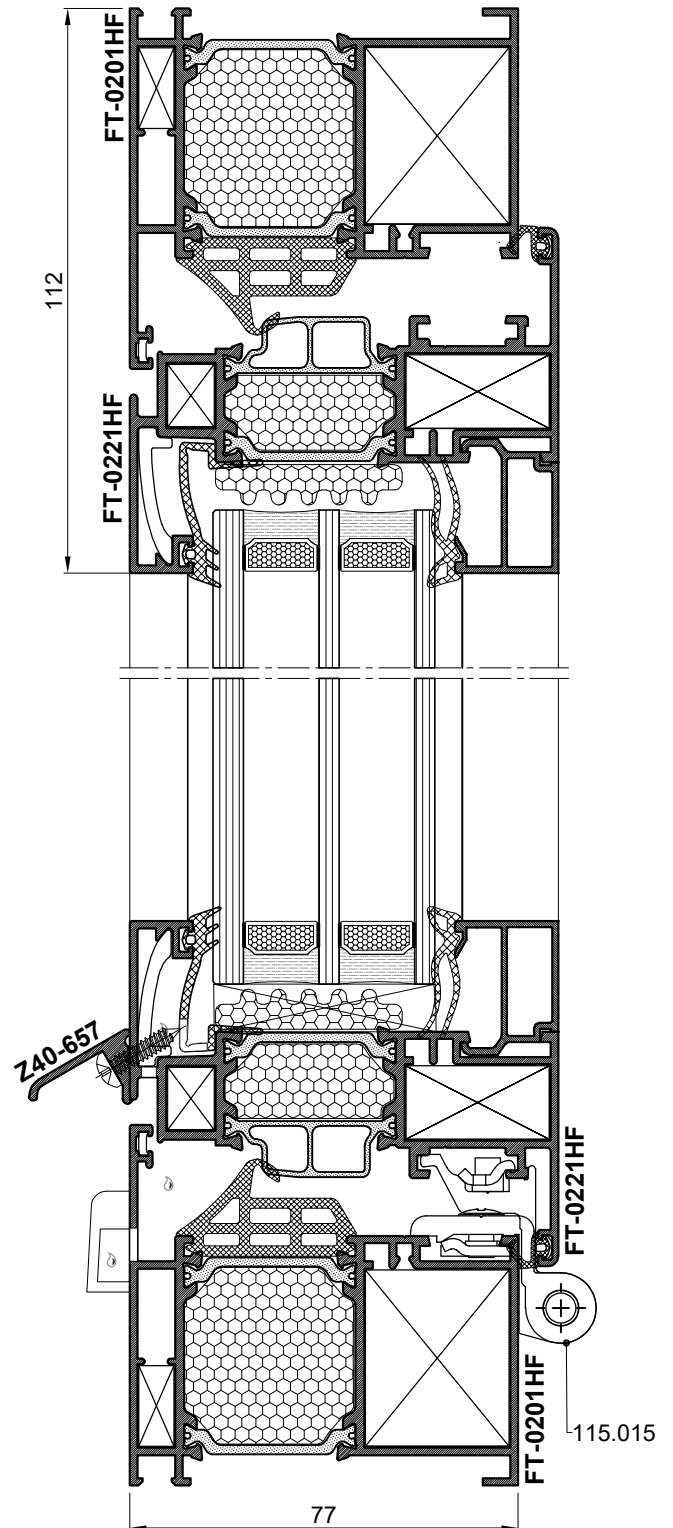
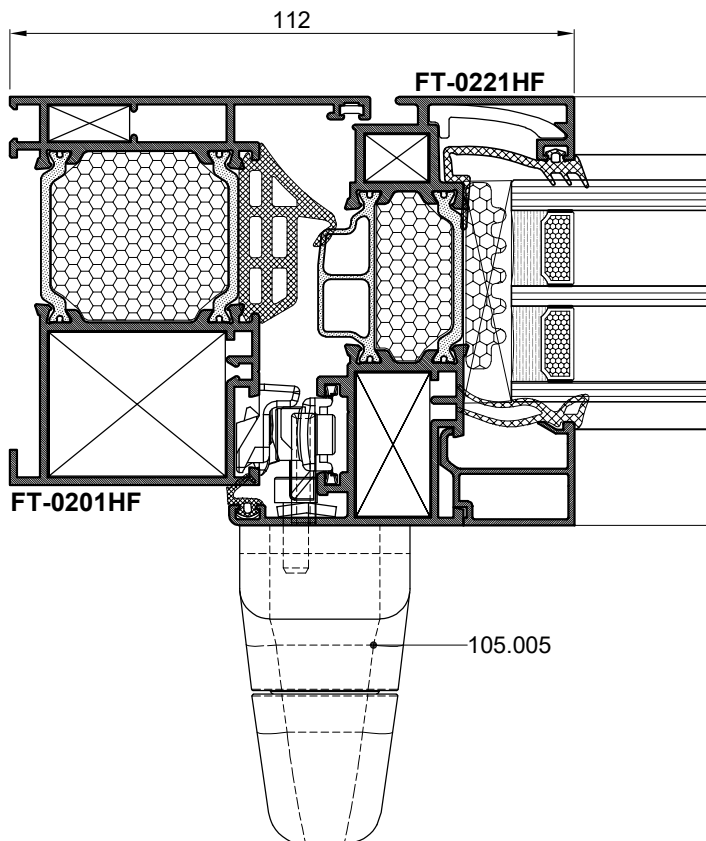
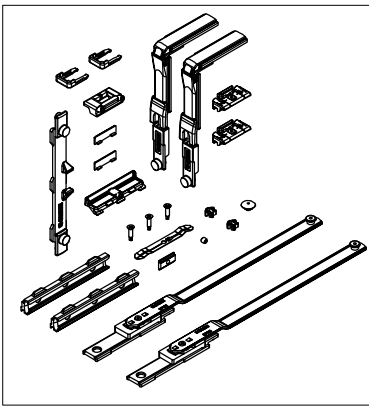


OTKLOPNI PROZOR - VENTUS sa ručkom na okomici (135.042)

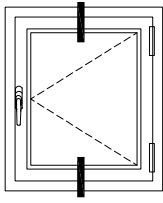
KIPPFENSTER / OBERLICHT it griff auf vertikalen fenstersprosse (135.042)



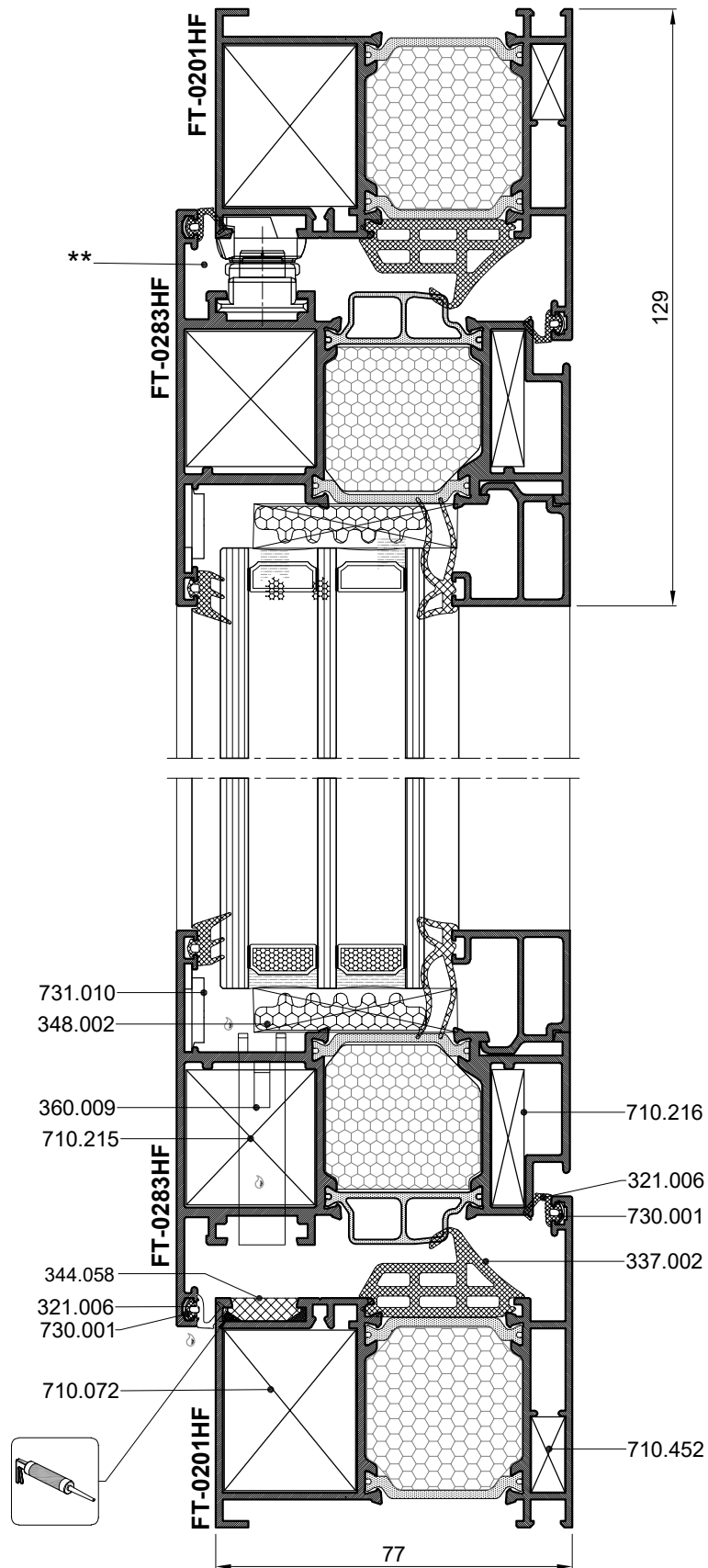
135.042

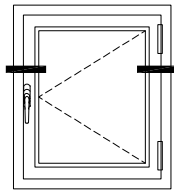


Zaokretni prozor, otvaranje vani Drehfenster auswärts öffnend

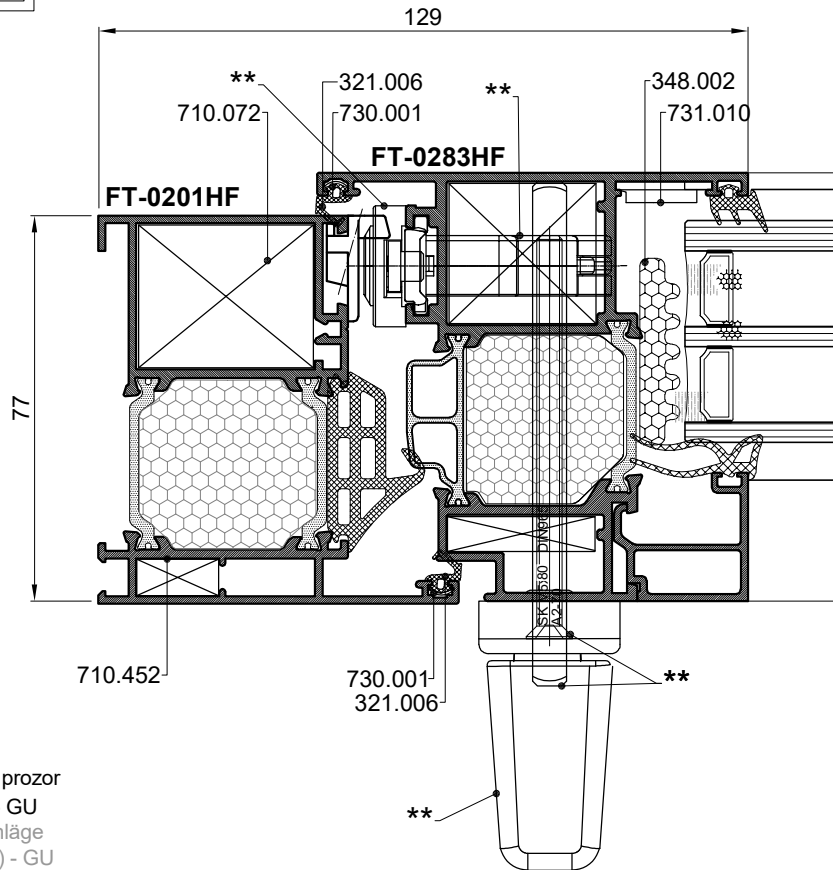


** Okov za zaokretni prozor
- (otvaranje vani) - GU
Drehfenster Beschläge
(auswärts öffnend) - GU

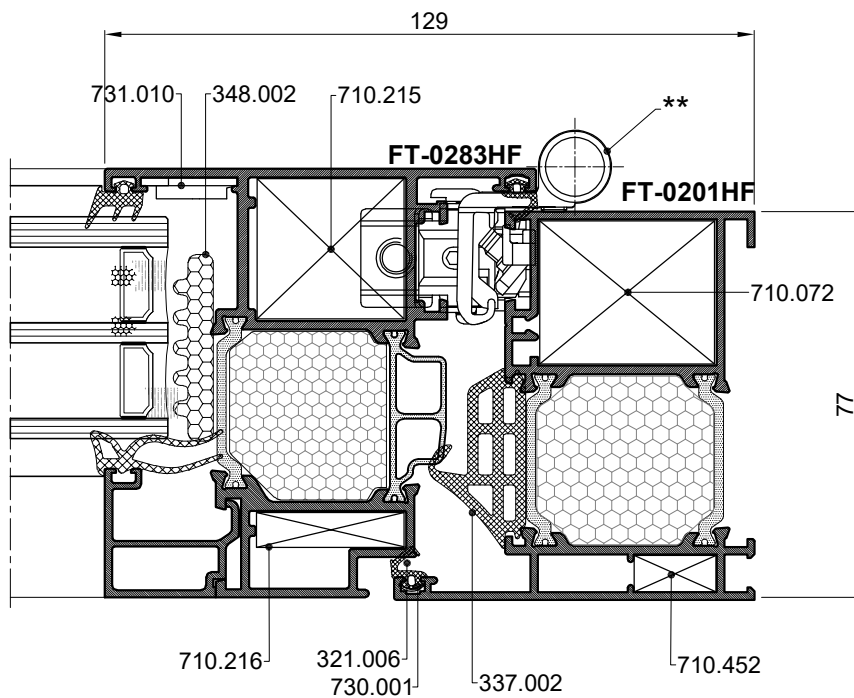


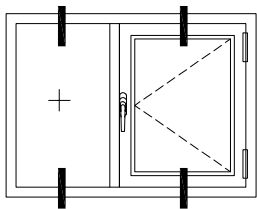


Zaokretni prozor, otvaranje vani
Drehfenster auswärts öffnend

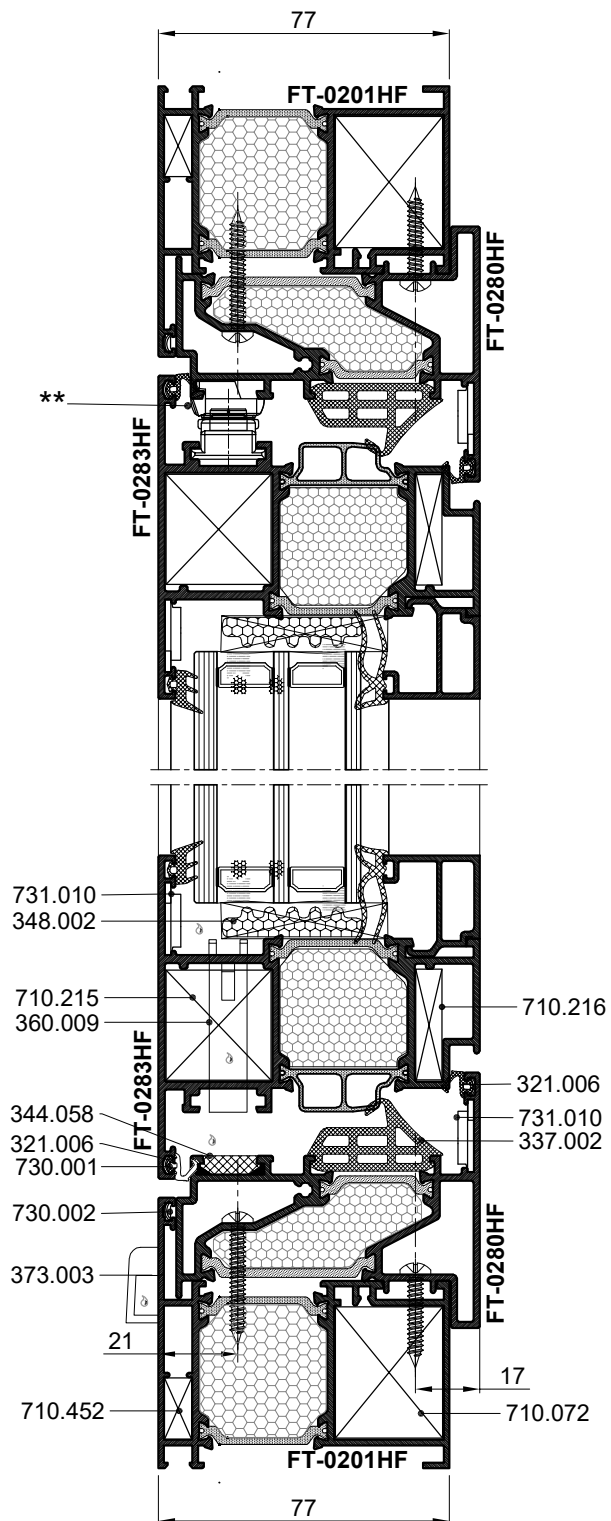
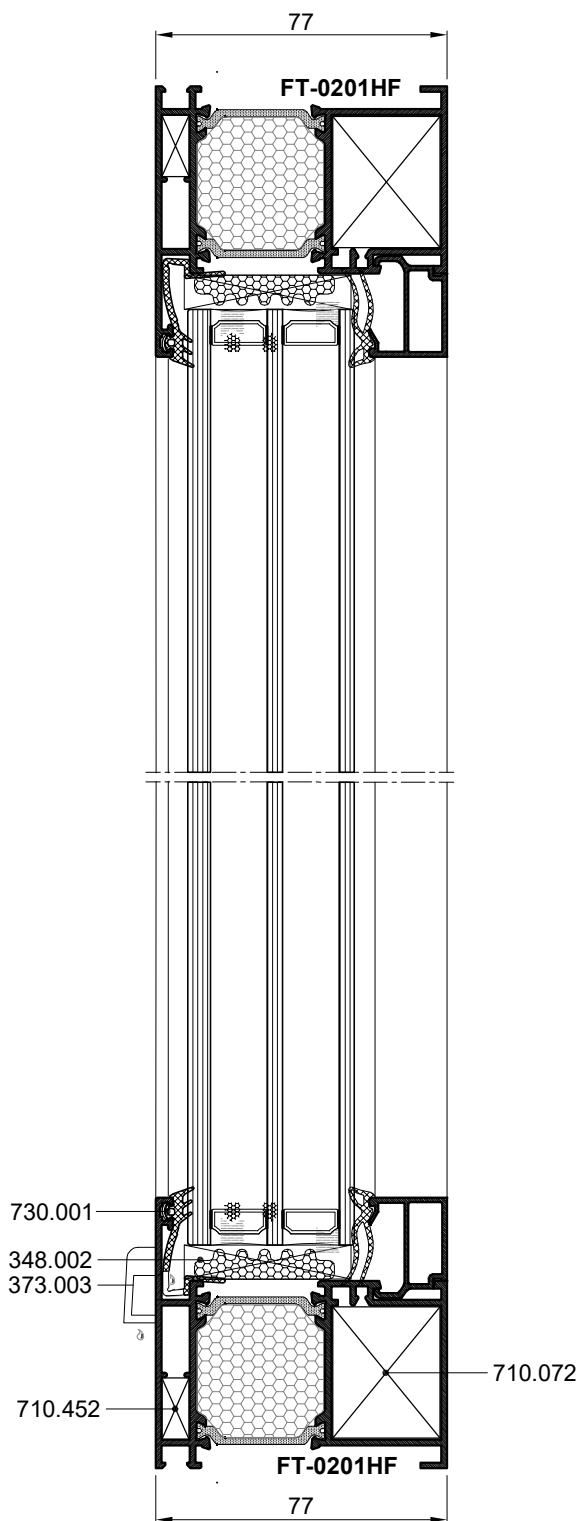


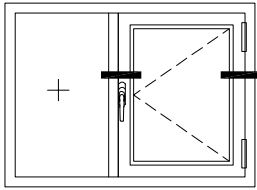
** Okov za zaokretni prozor
- (otvaranje vani) - GU
Drehfenster Beschläge
(auswärts öffnend) - GU



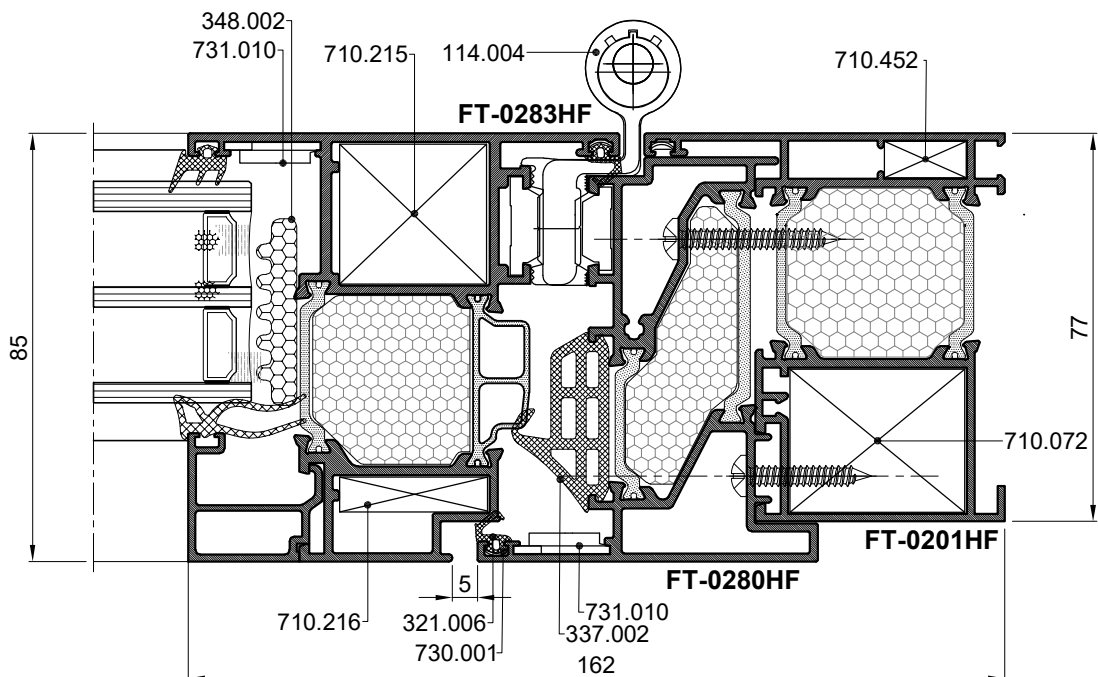
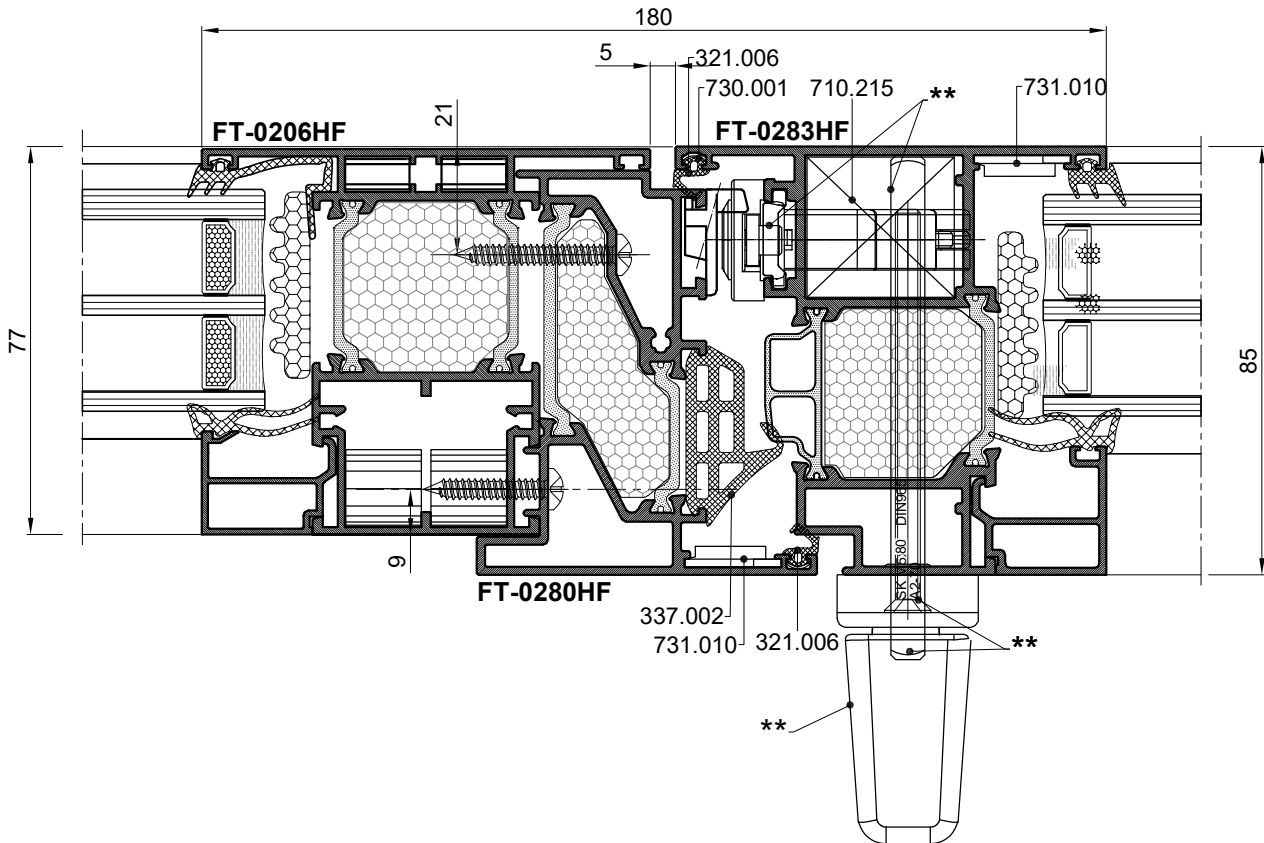


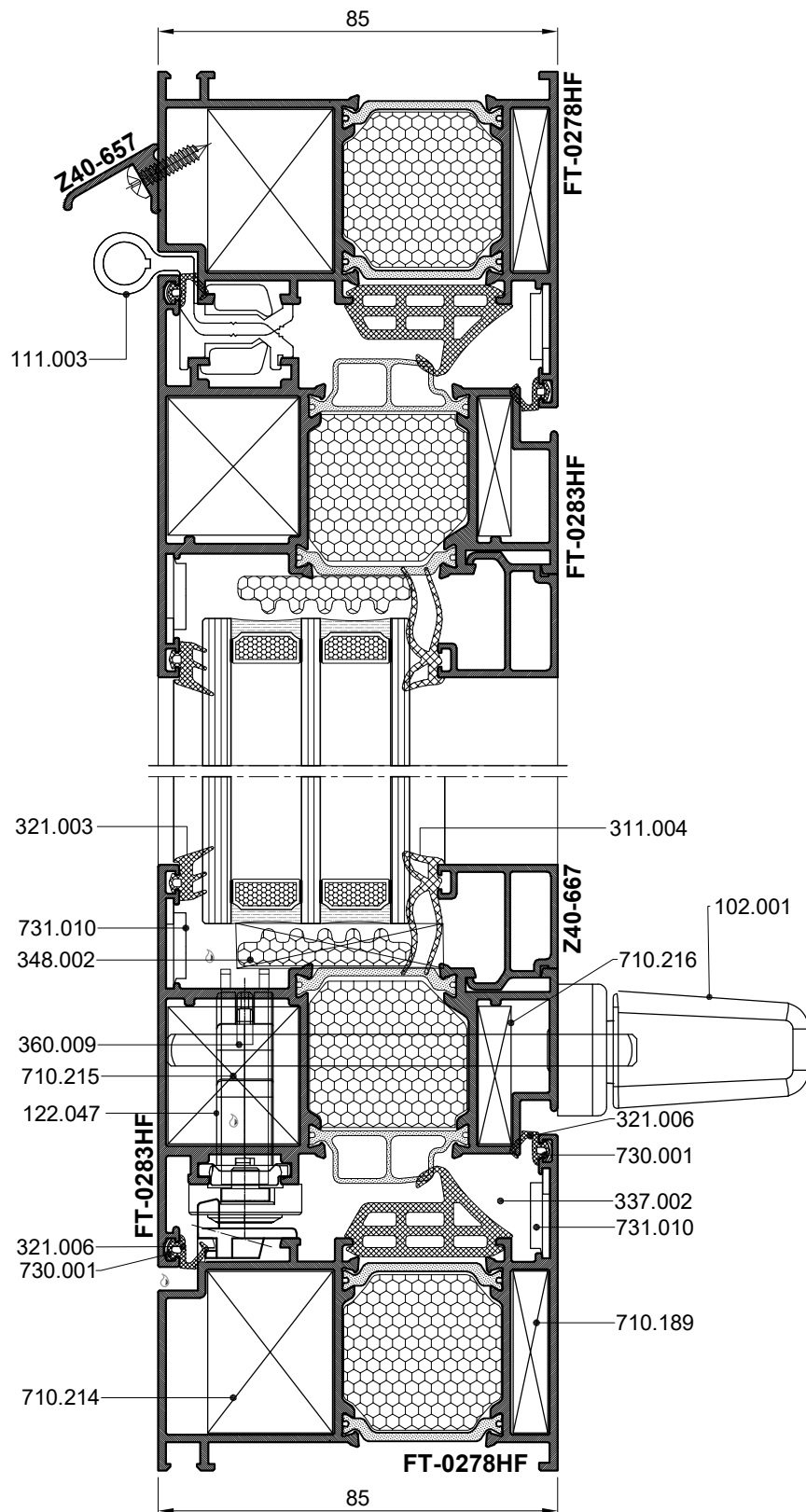
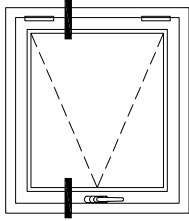
** Okov za zaokretni prozor
- (otvaranje vani) - GU
Drehfenster Beschläge
(auswärts öffnend) - GU

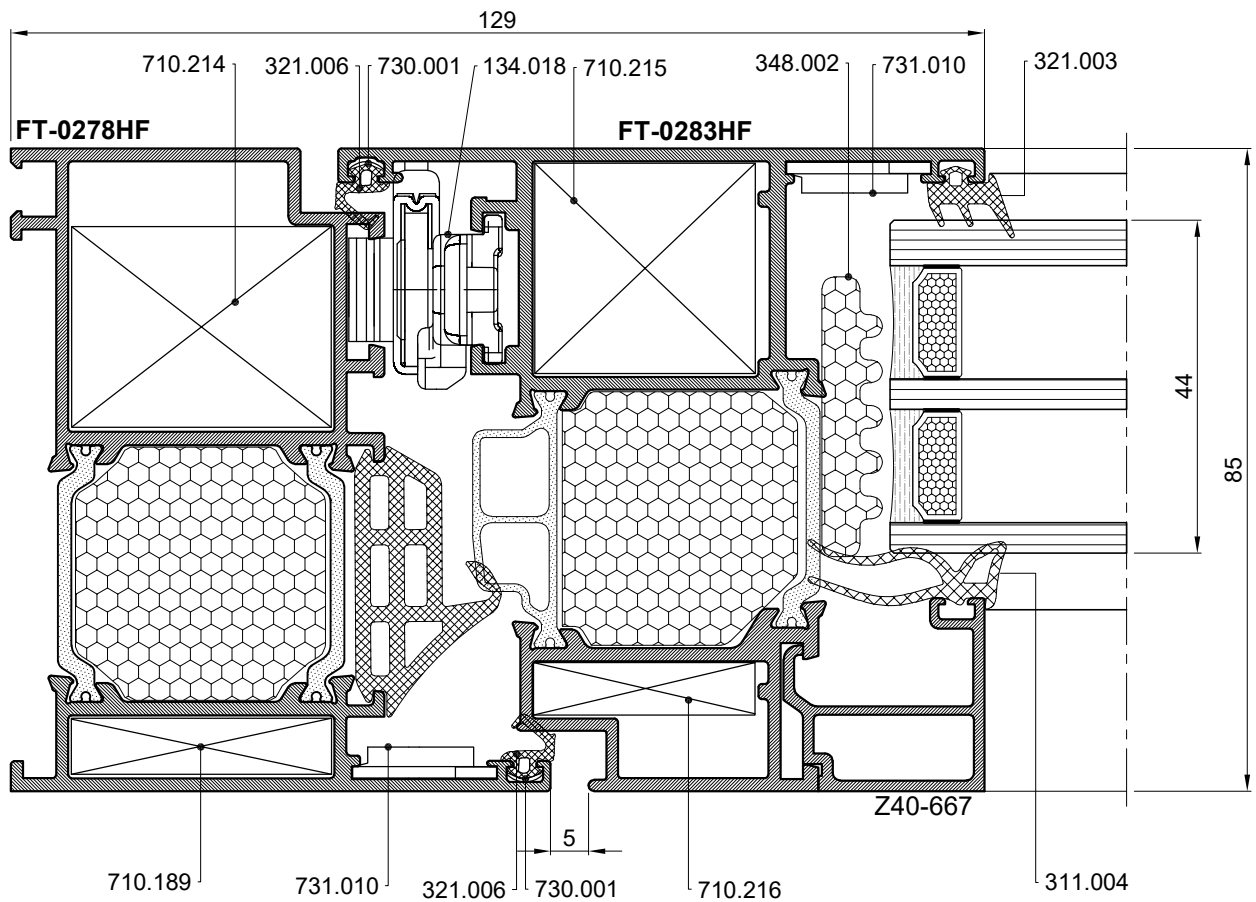
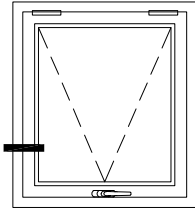


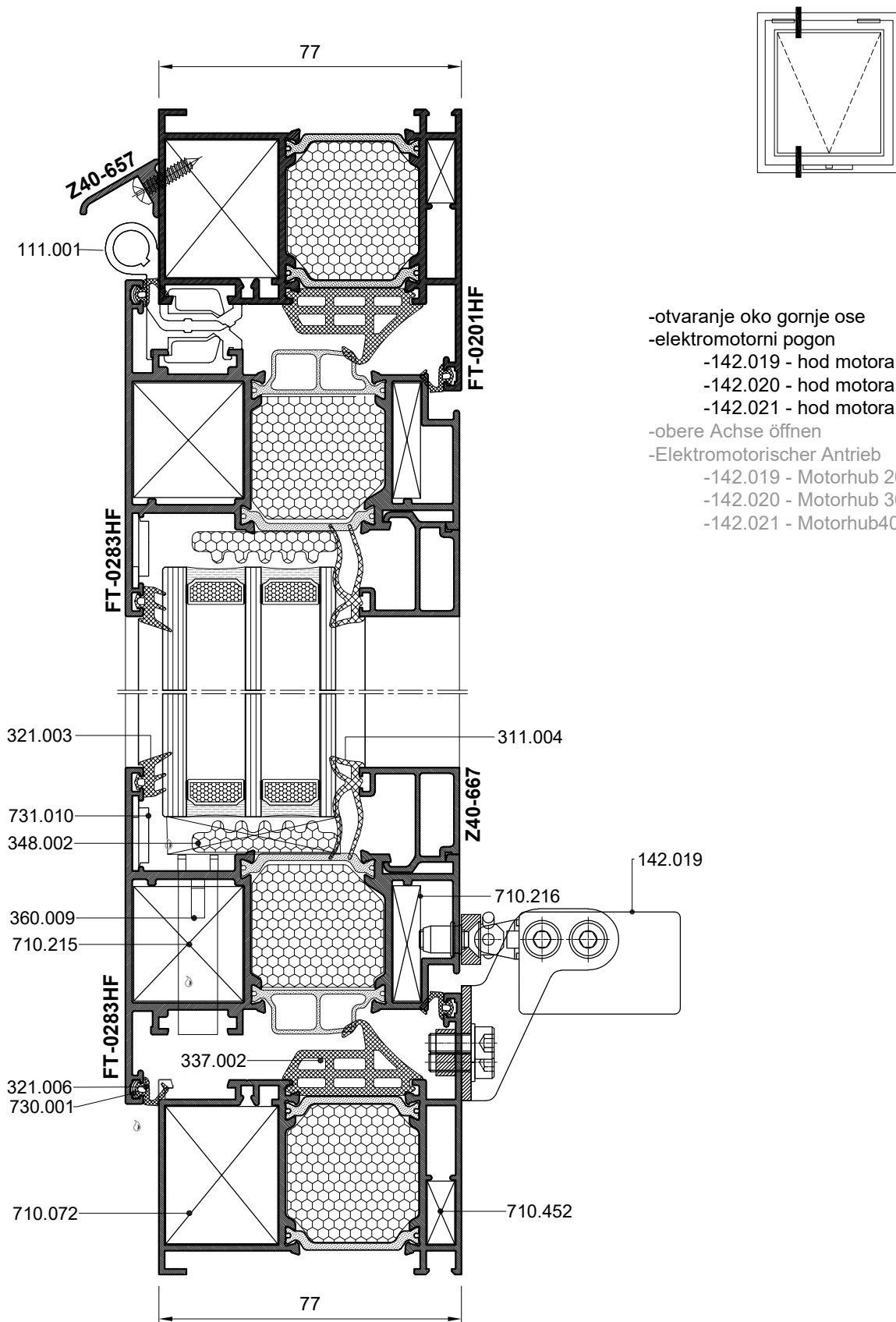


** Okov za zaokretni prozor
- (otvaranje vani) - GU
Drehfenster Beschläge
(auswärts öffnend) - GU

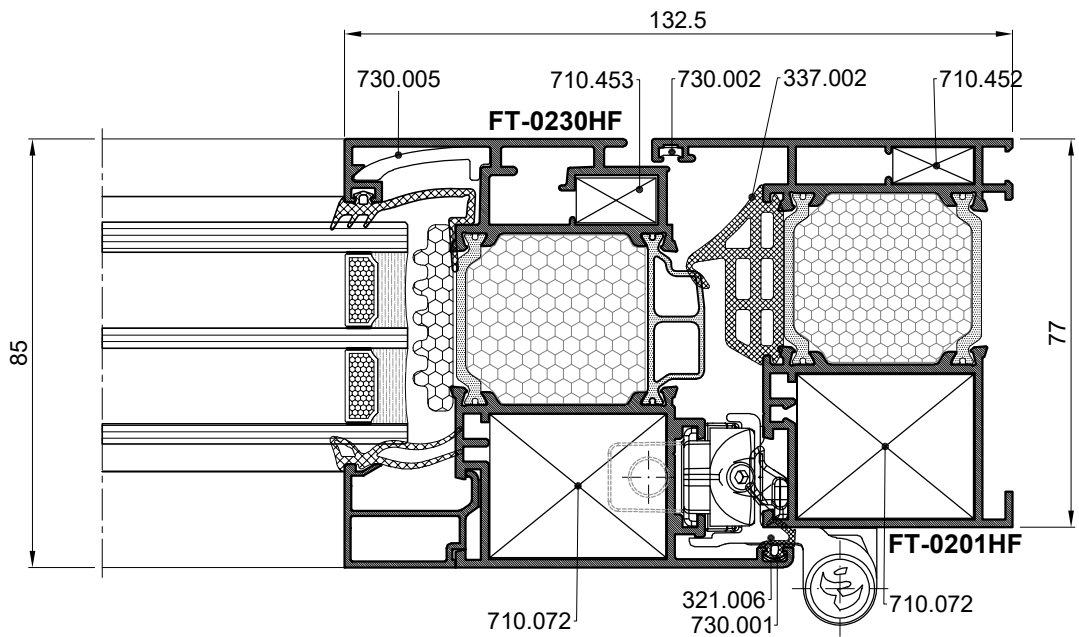
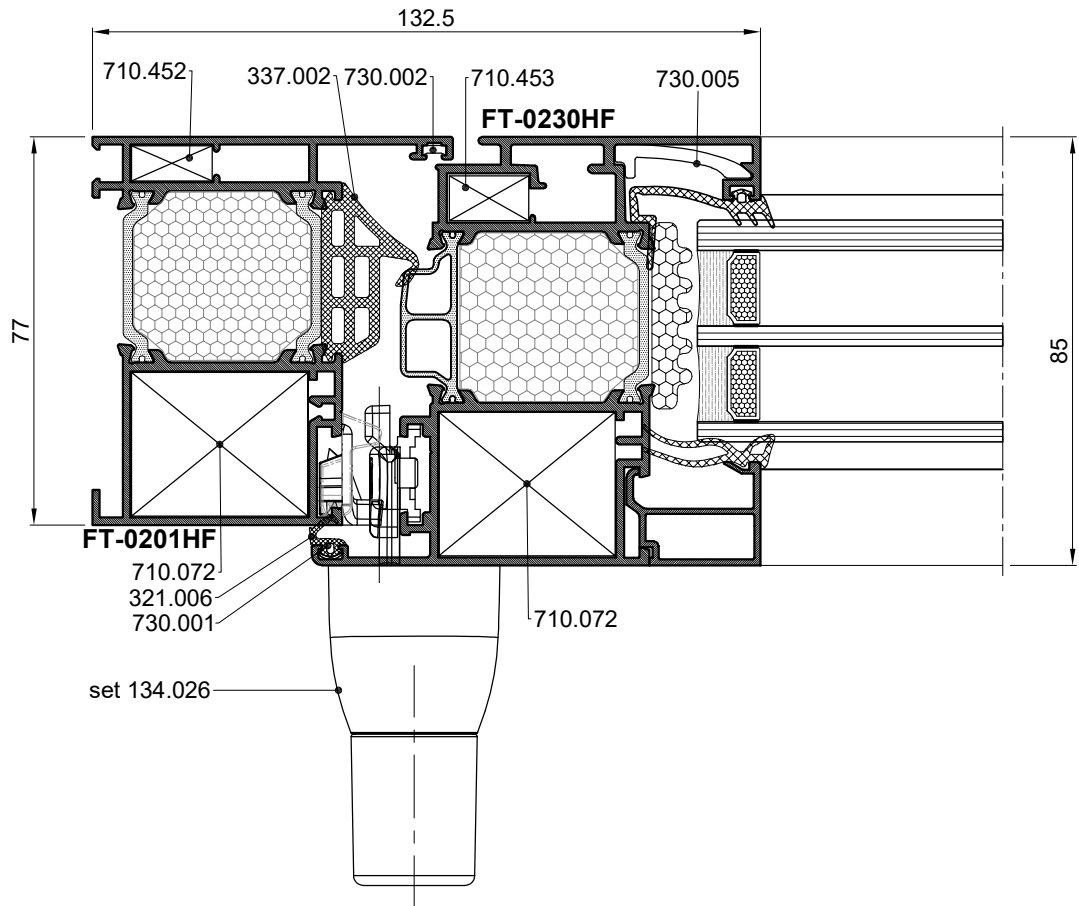
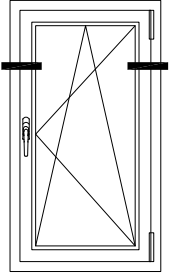


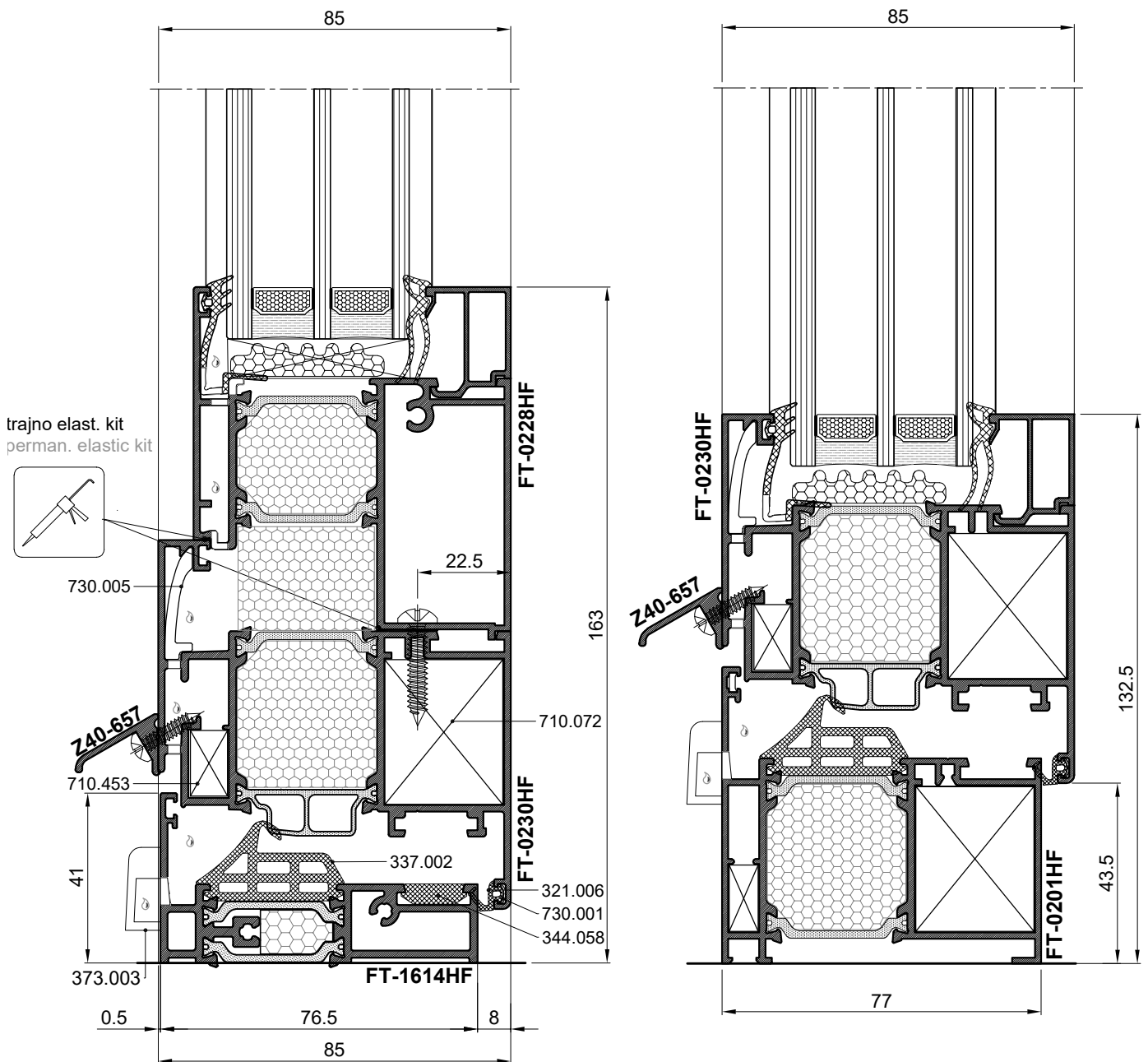
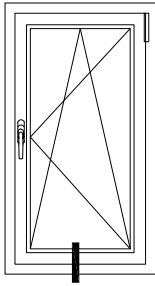




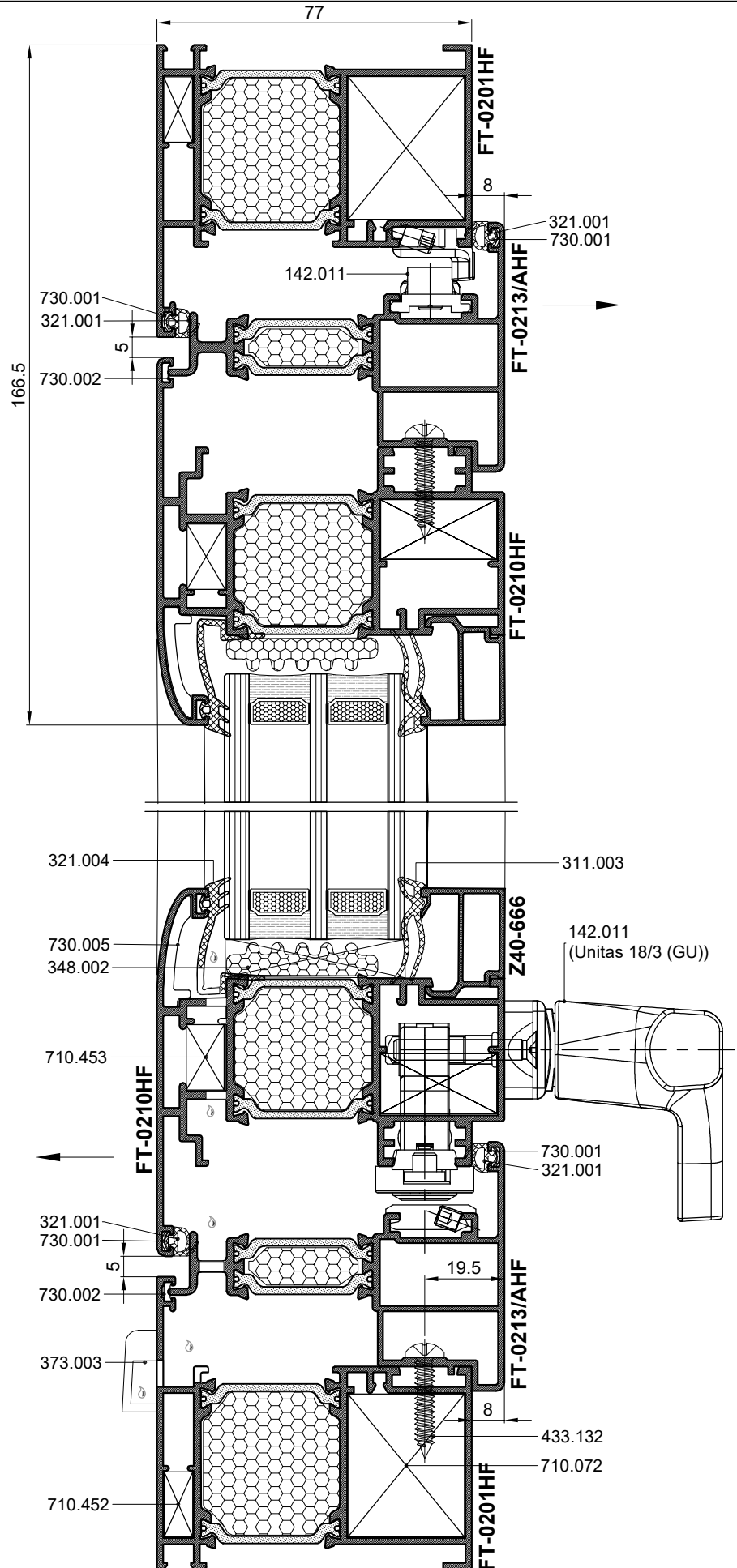
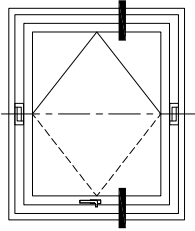


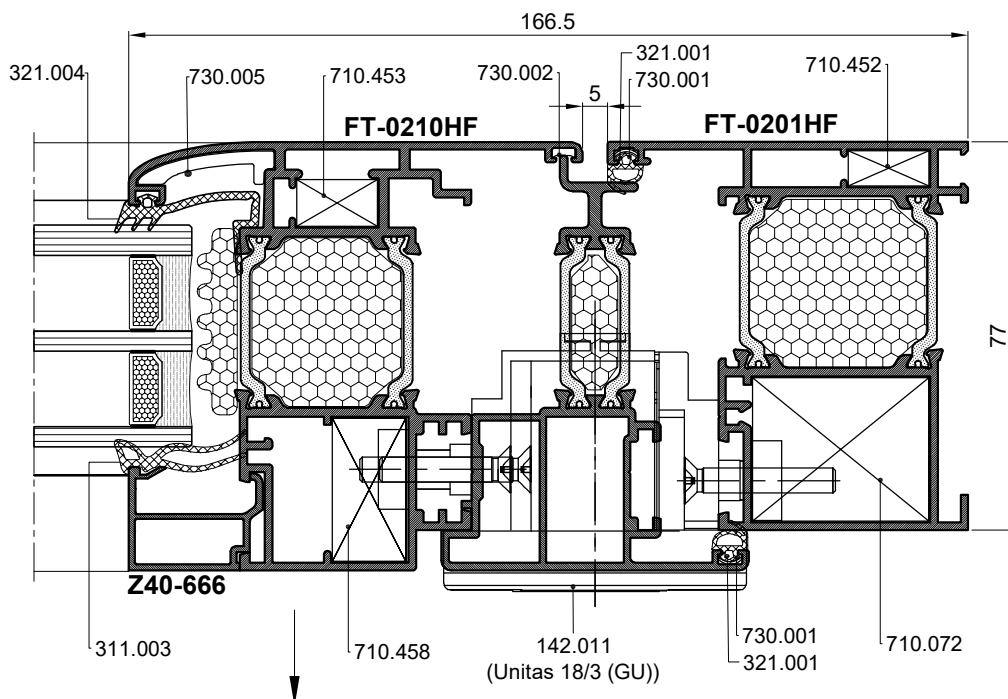
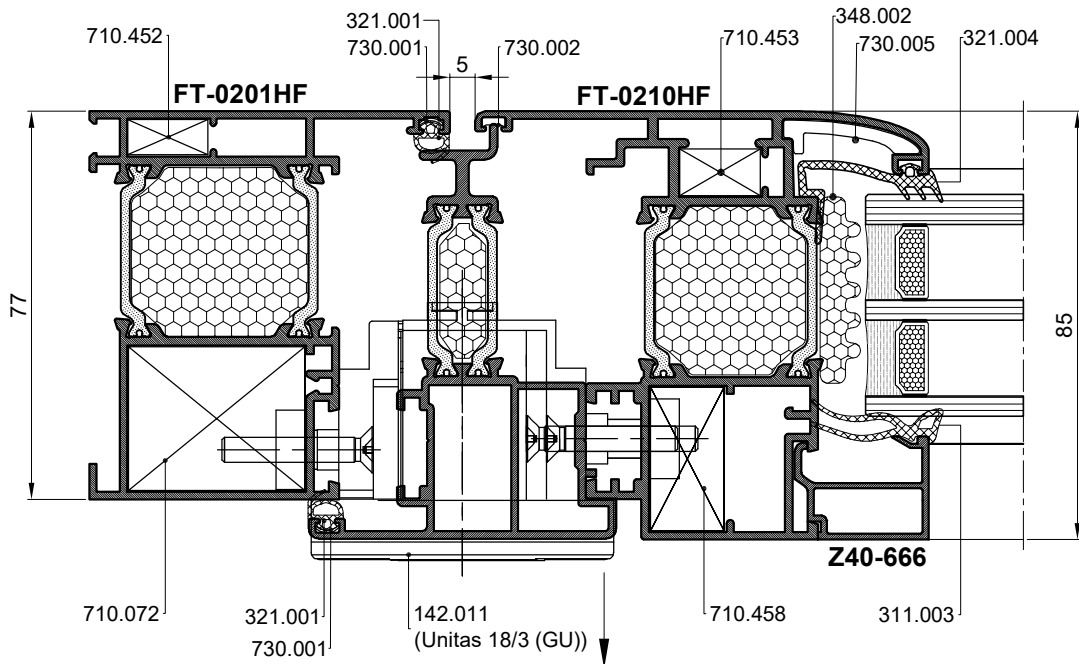
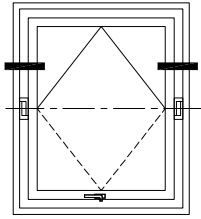
- otvaranje oko gornje ose
- elektromotorni pogon
 - 142.019 - hod motora 200 mm
 - 142.020 - hod motora 300 mm
 - 142.021 - hod motora 400 mm
- obere Achse öffnen
- Elektromotorischer Antrieb
 - 142.019 - Motorhub 200 mm
 - 142.020 - Motorhub 300 mm
 - 142.021 - Motorhub 400 mm

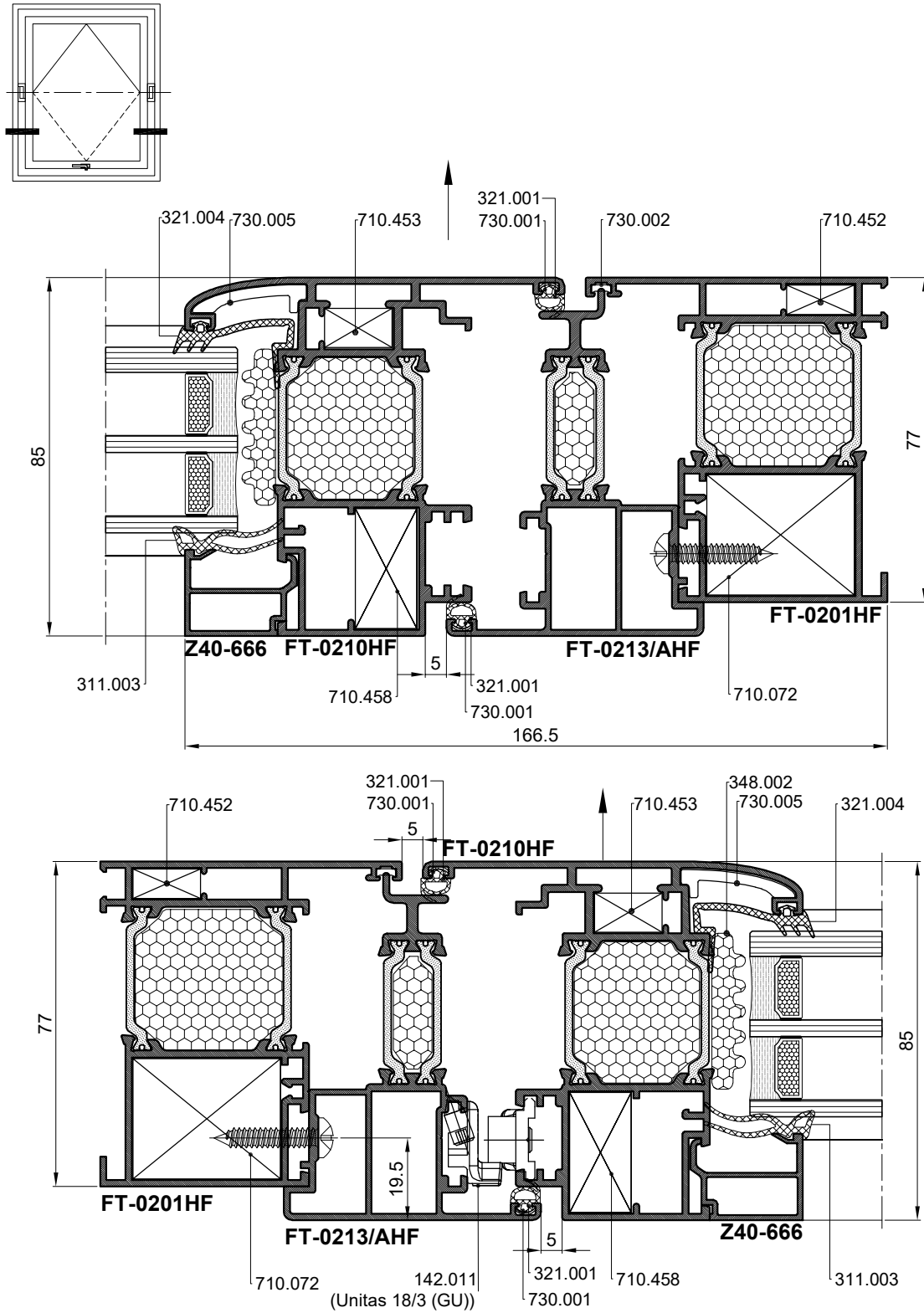




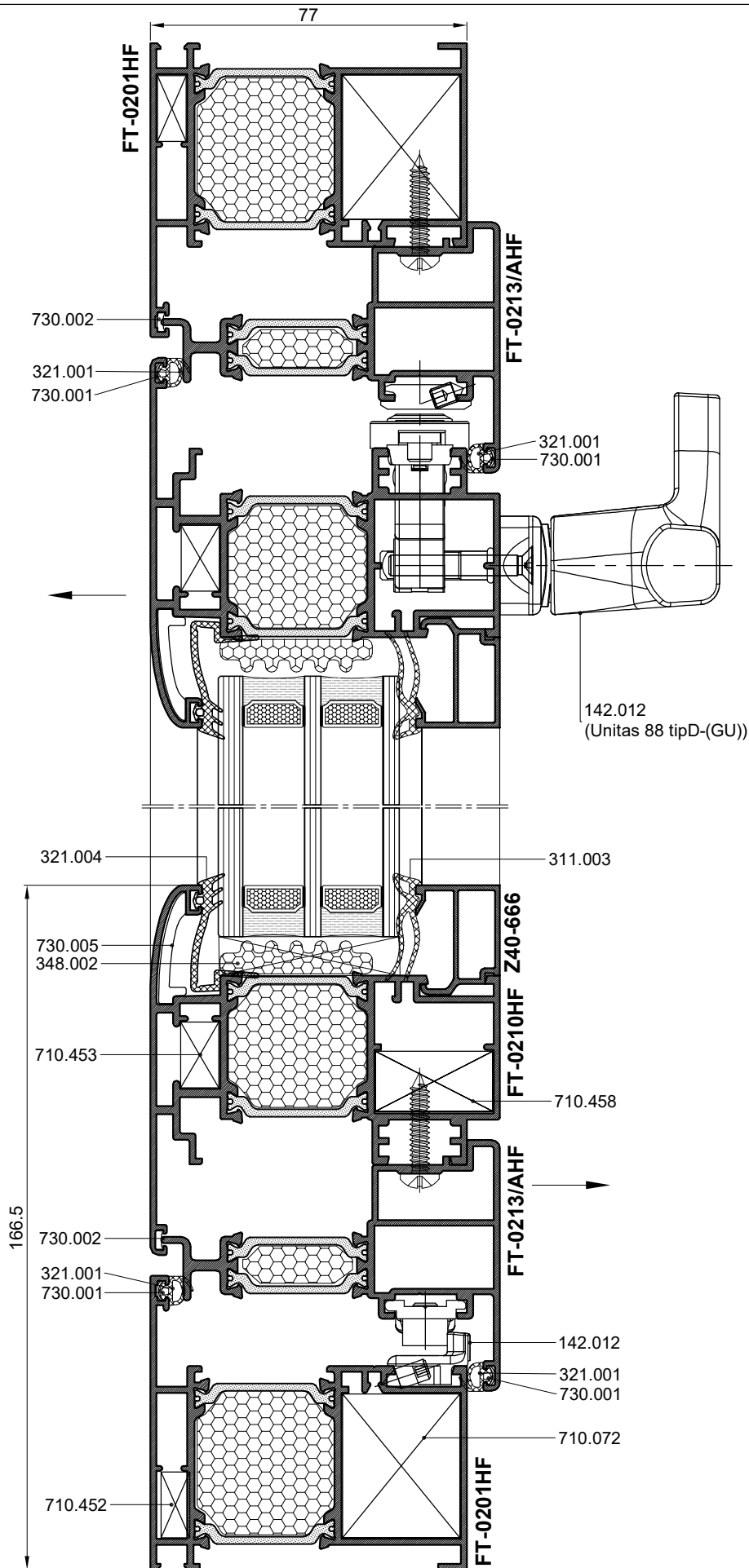
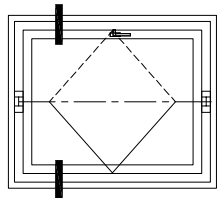
PROZOR - OTVARANJE OKO
SREDNJE VODORAVNE OSE
FENSTER, ÖFFNUNG UM
DIE HORIZONTALE ACHSE

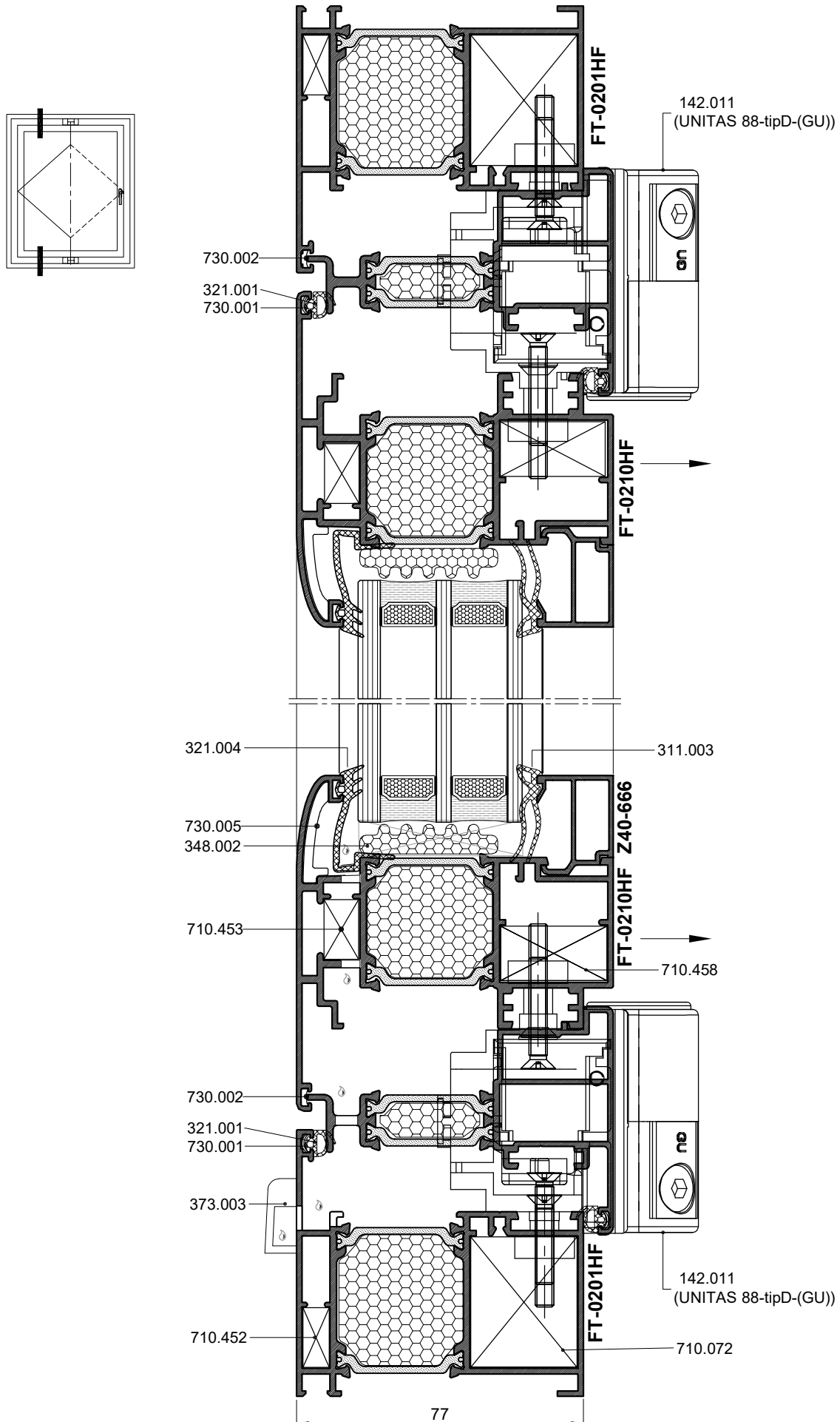


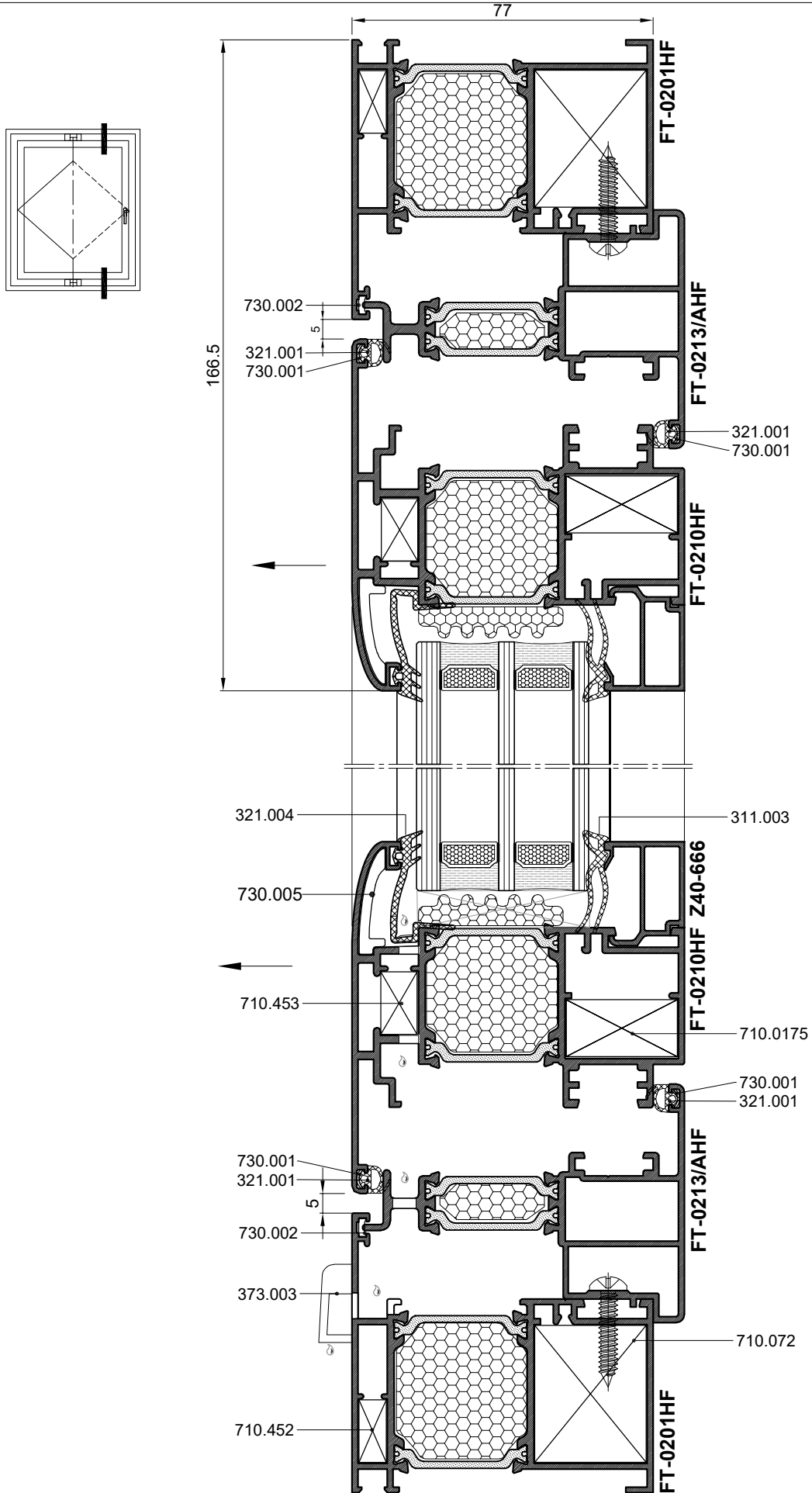


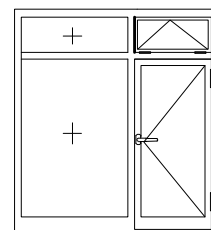
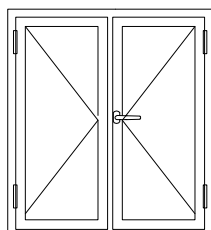
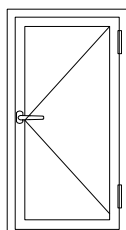


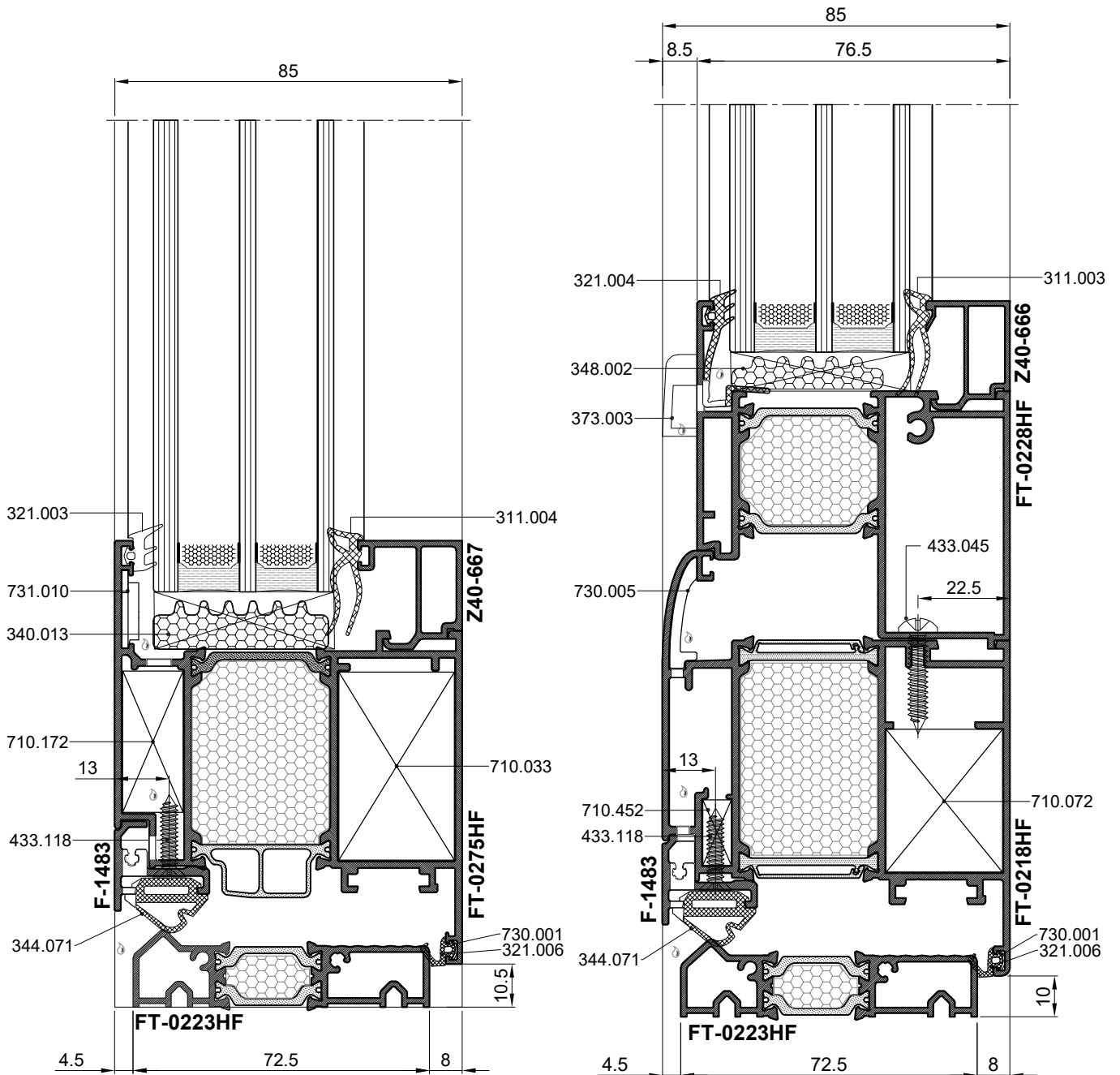
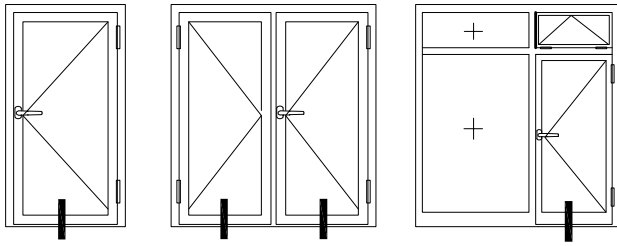
PROZOR - OTVARANJE OKO SREDNJE OKOMITE OSE
FENSTER ÖFFNUNG UM DIE VERTIKALE ACHSE

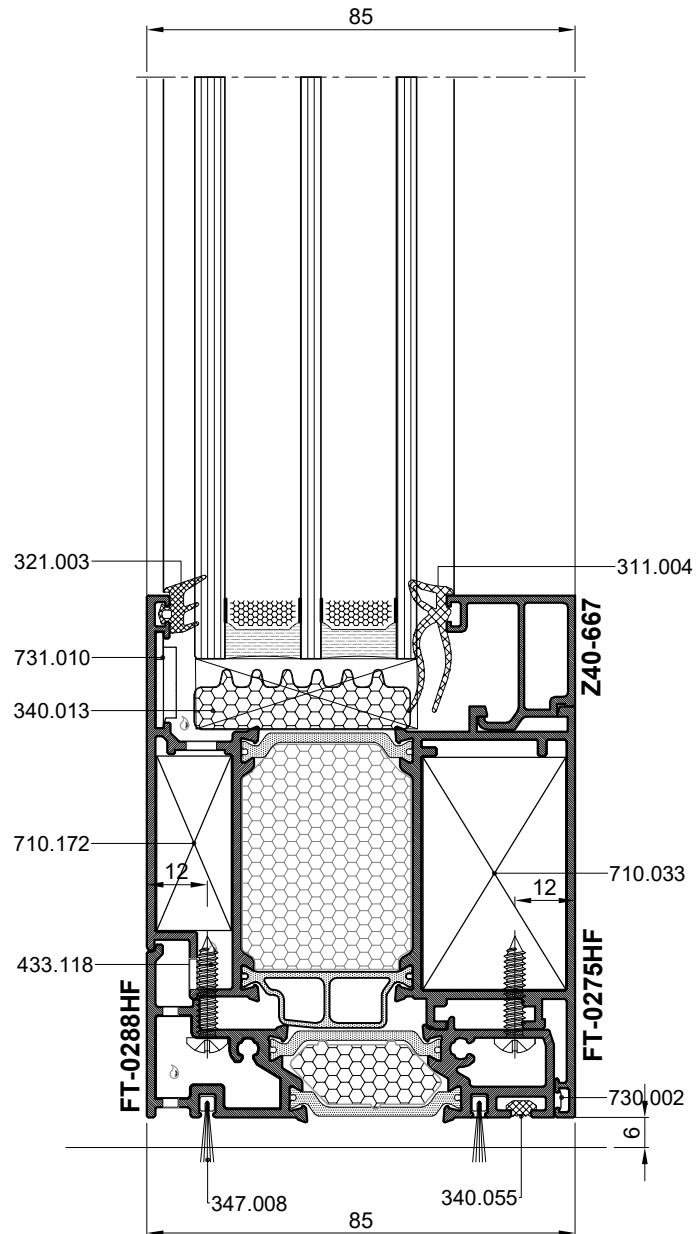
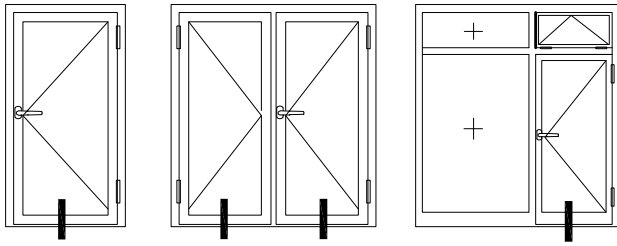


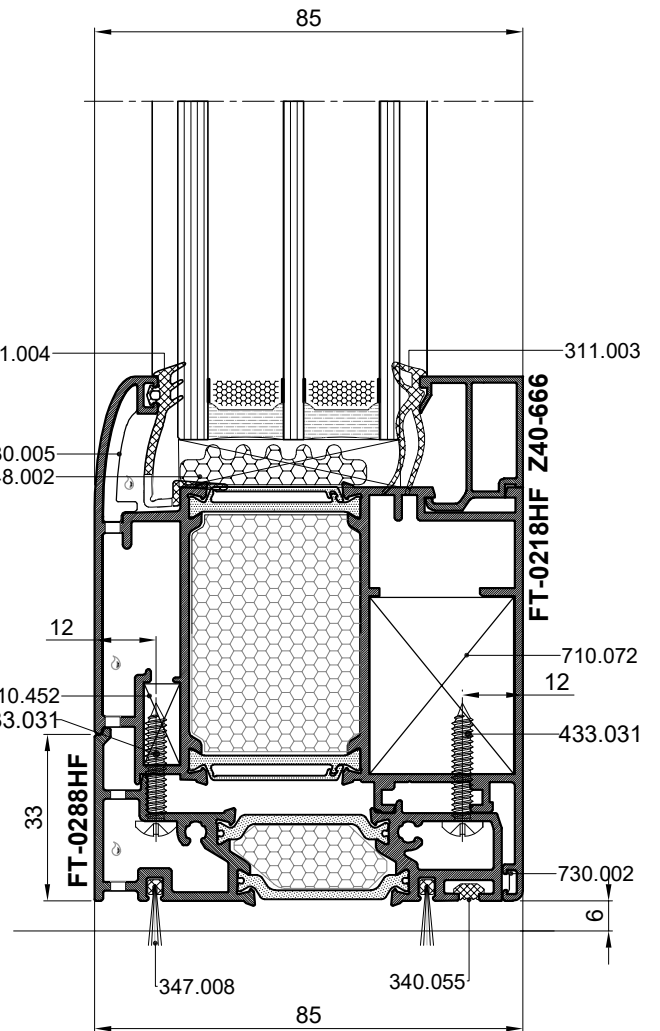
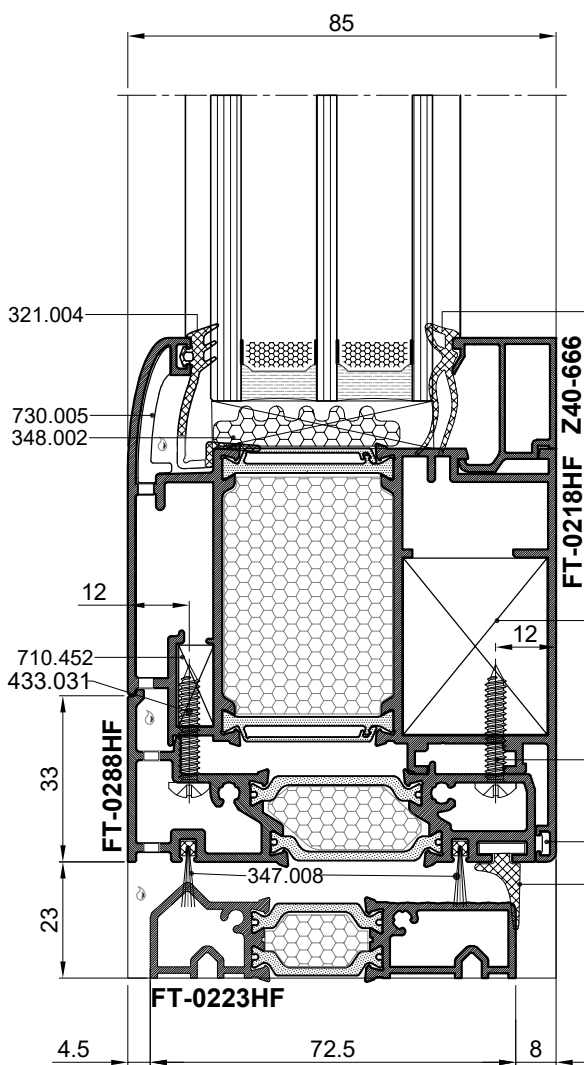
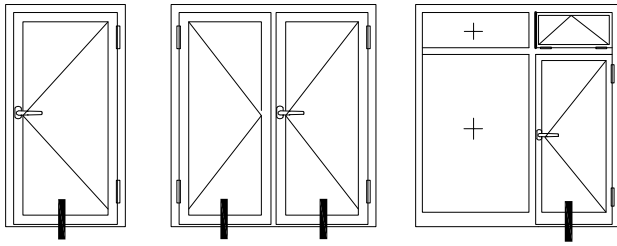


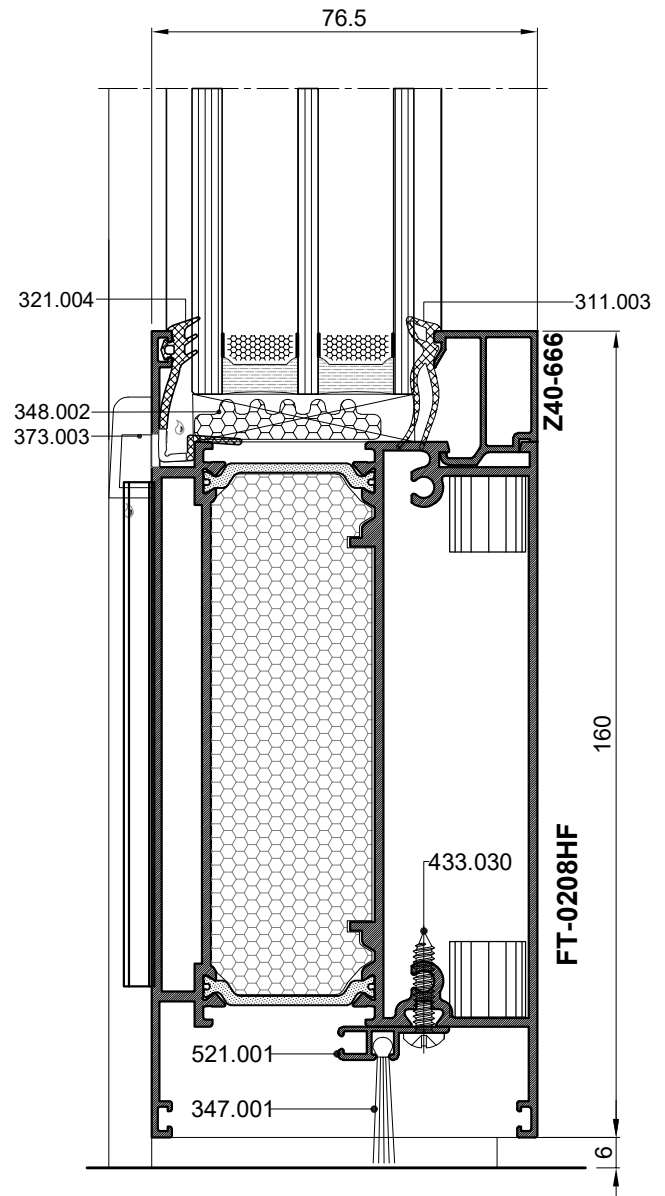
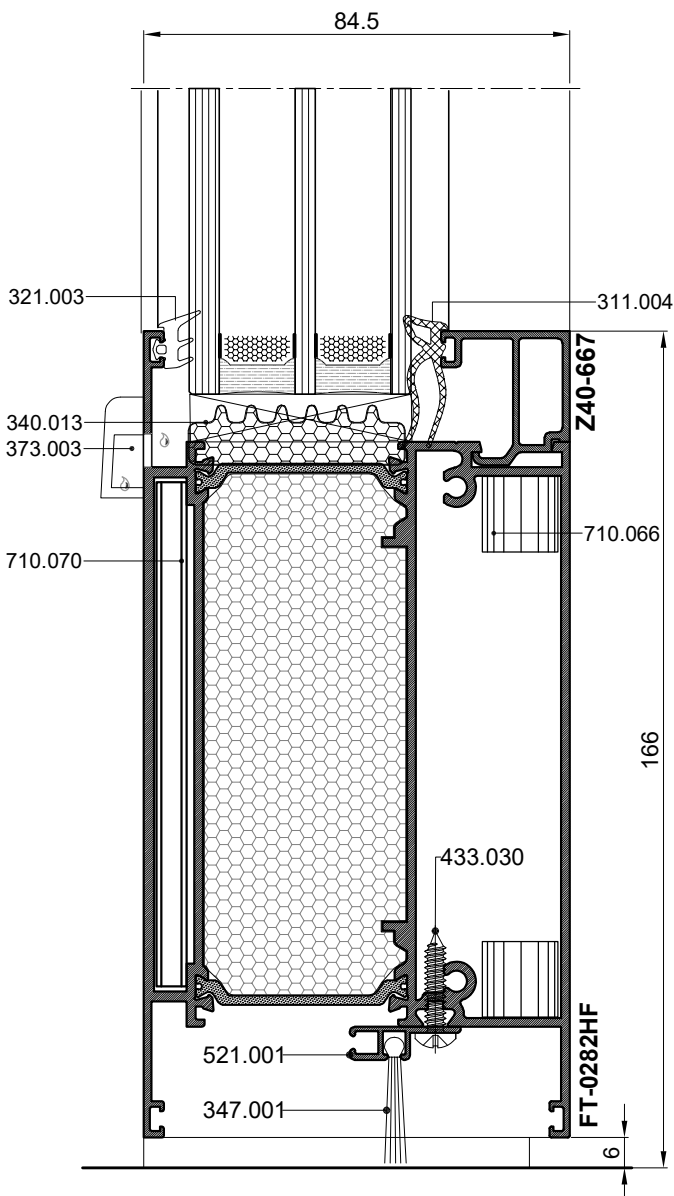
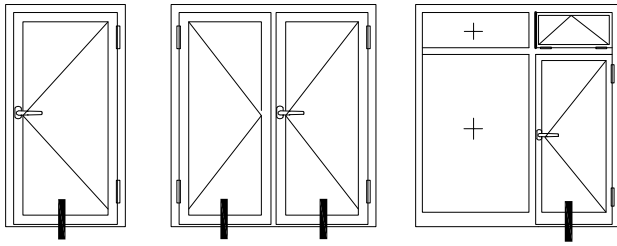


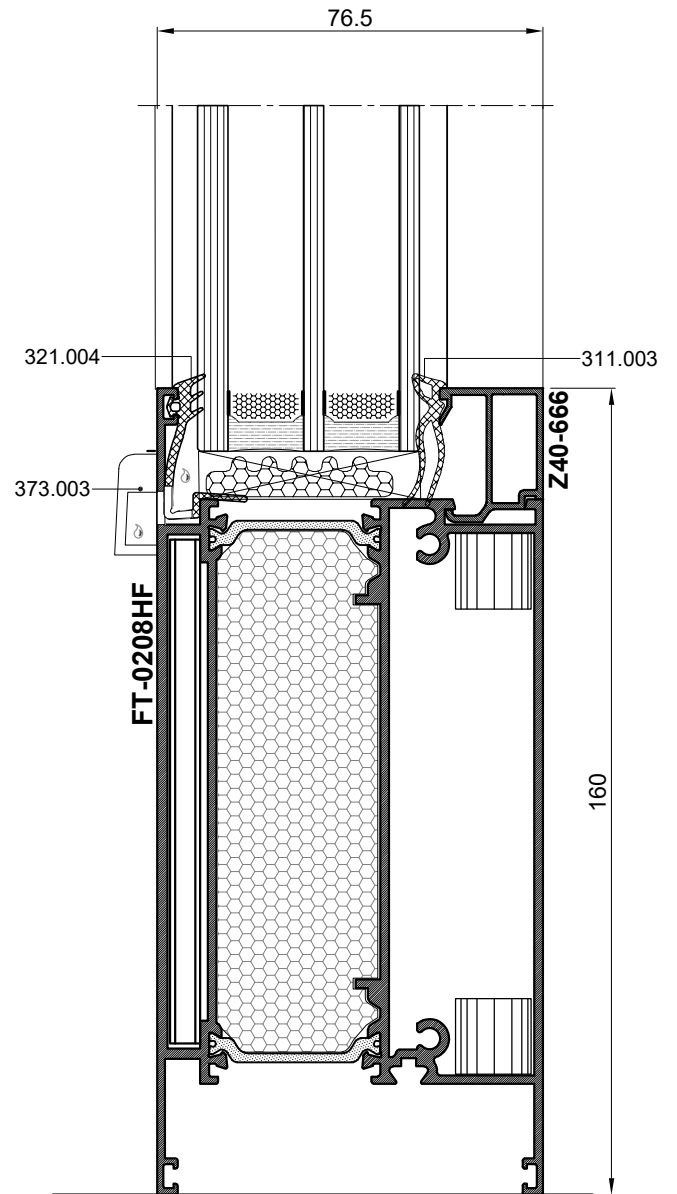
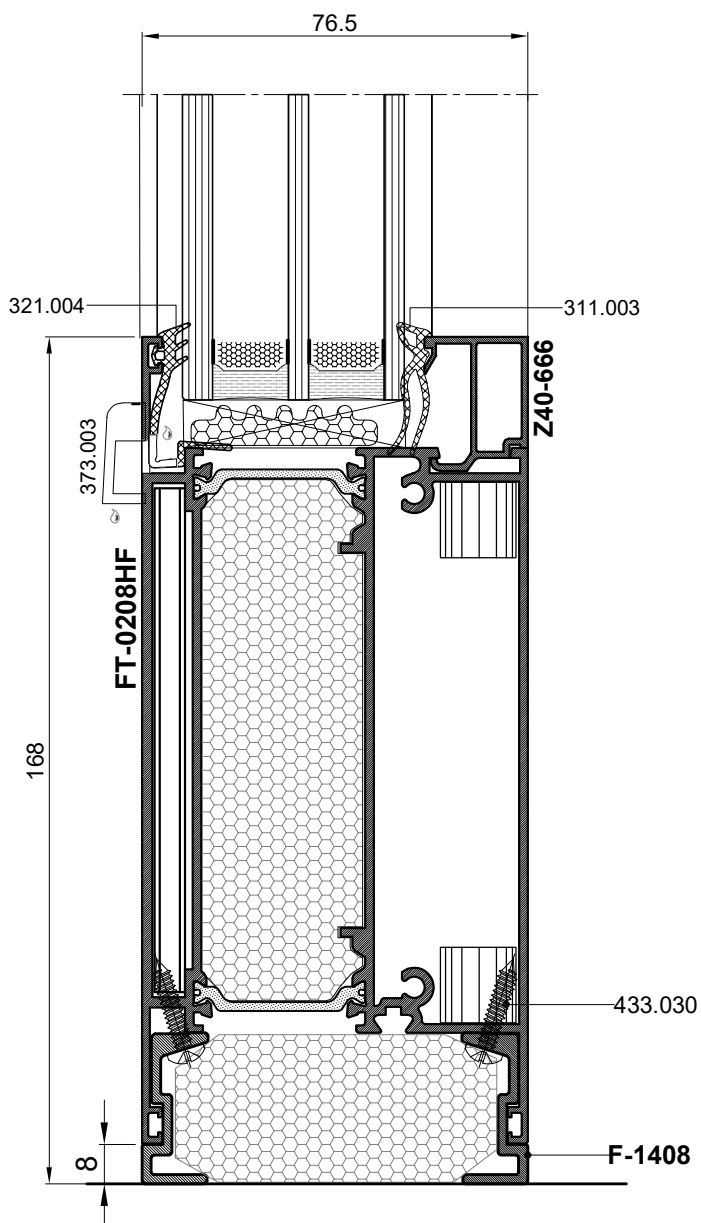
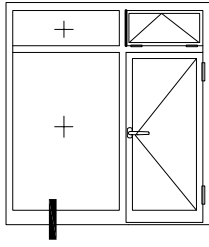


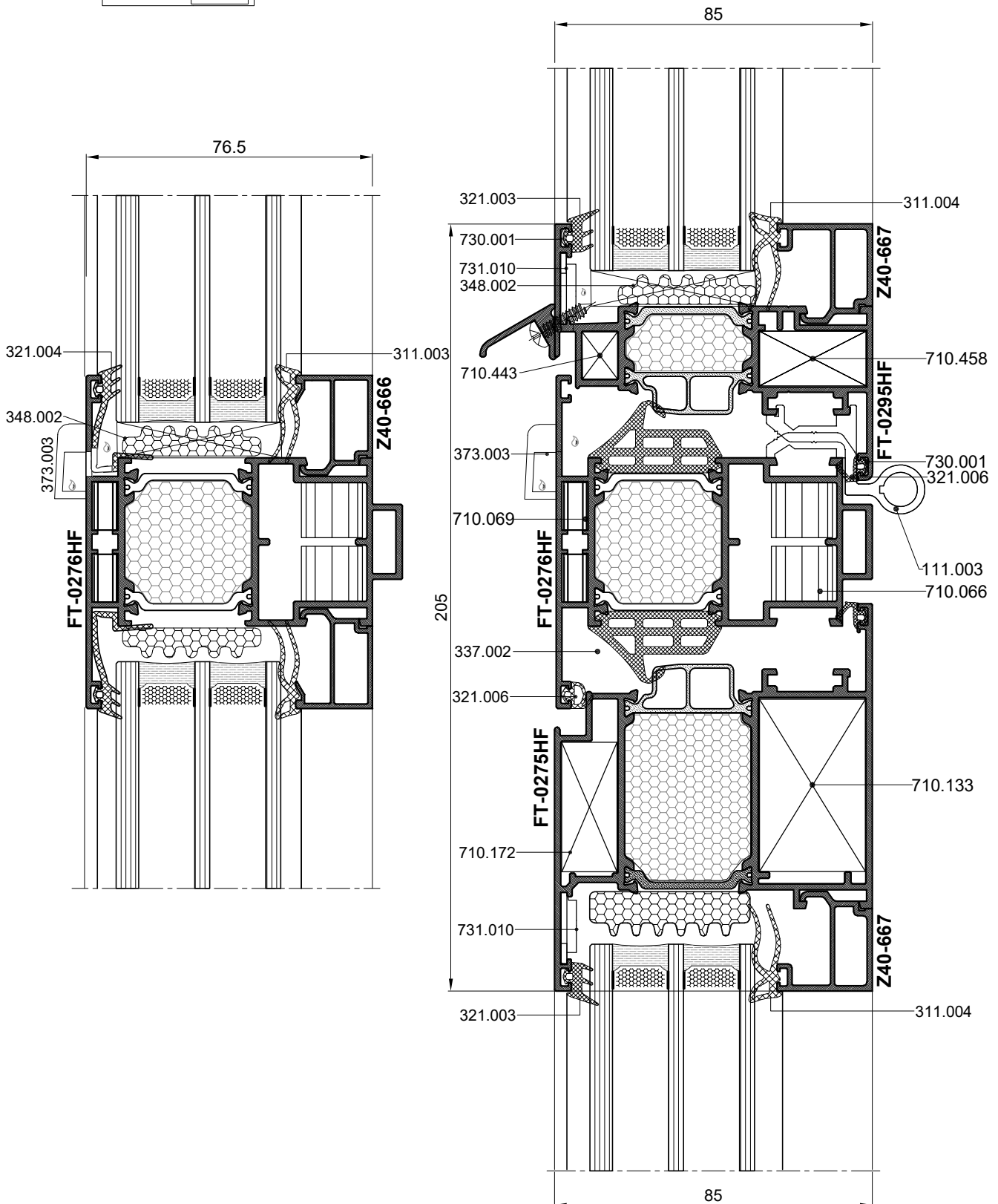
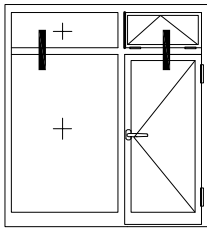


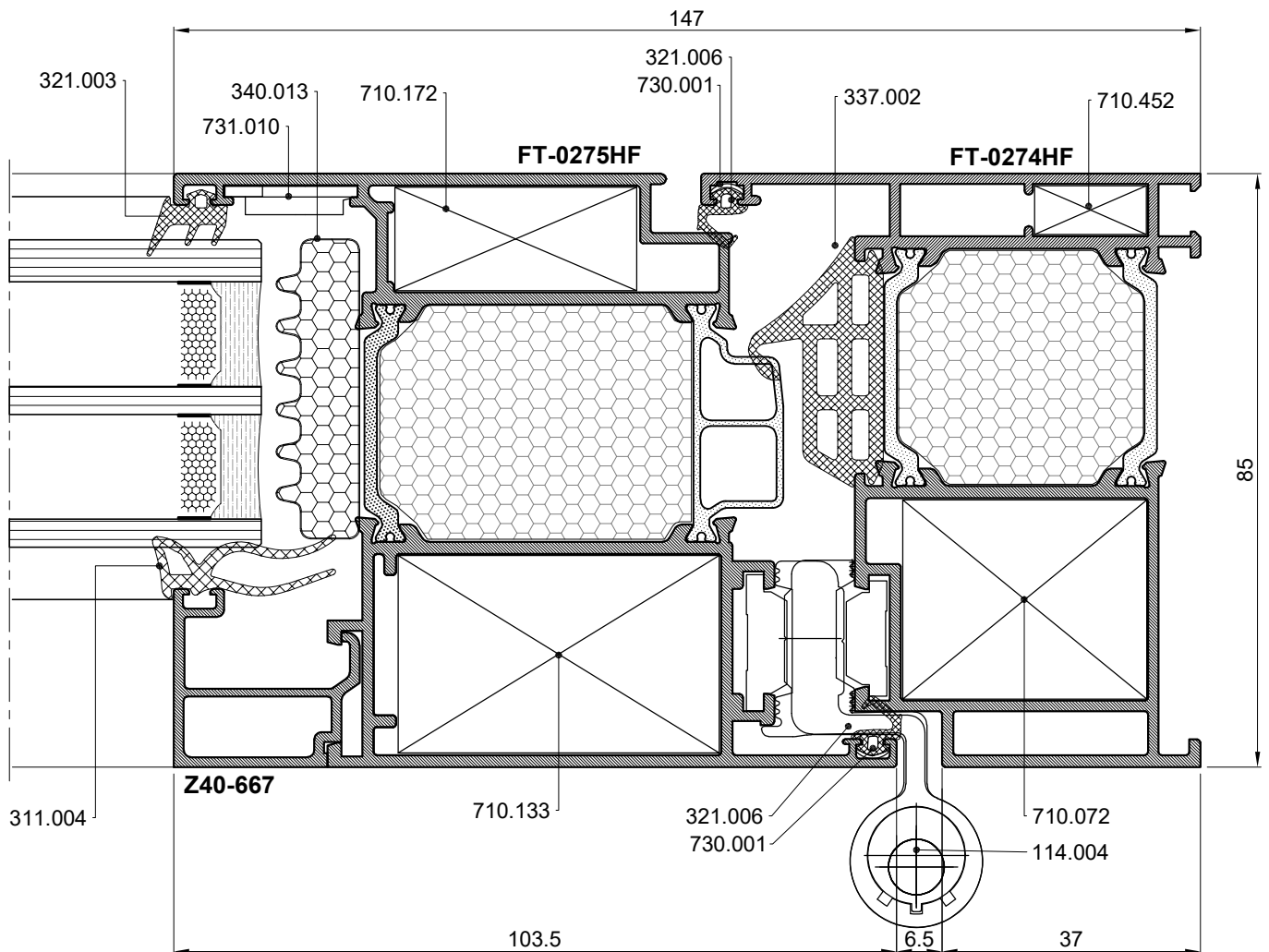
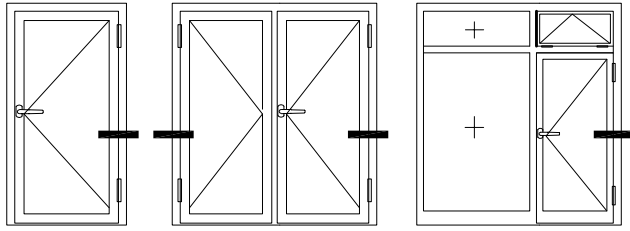


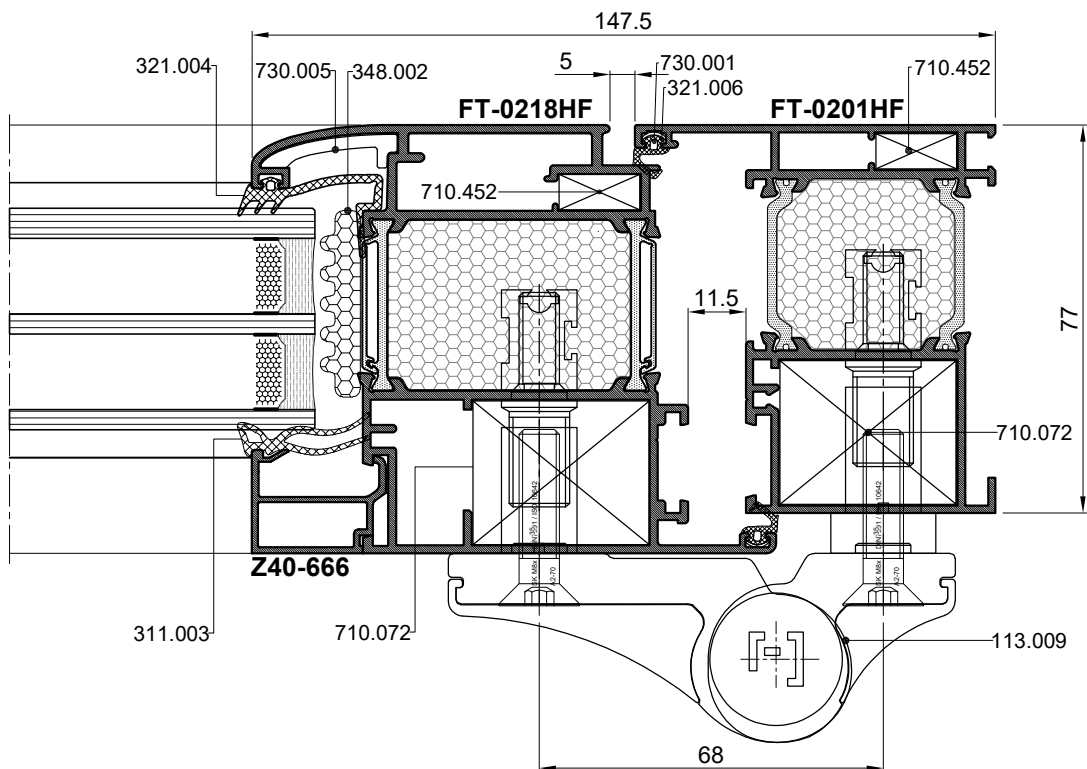
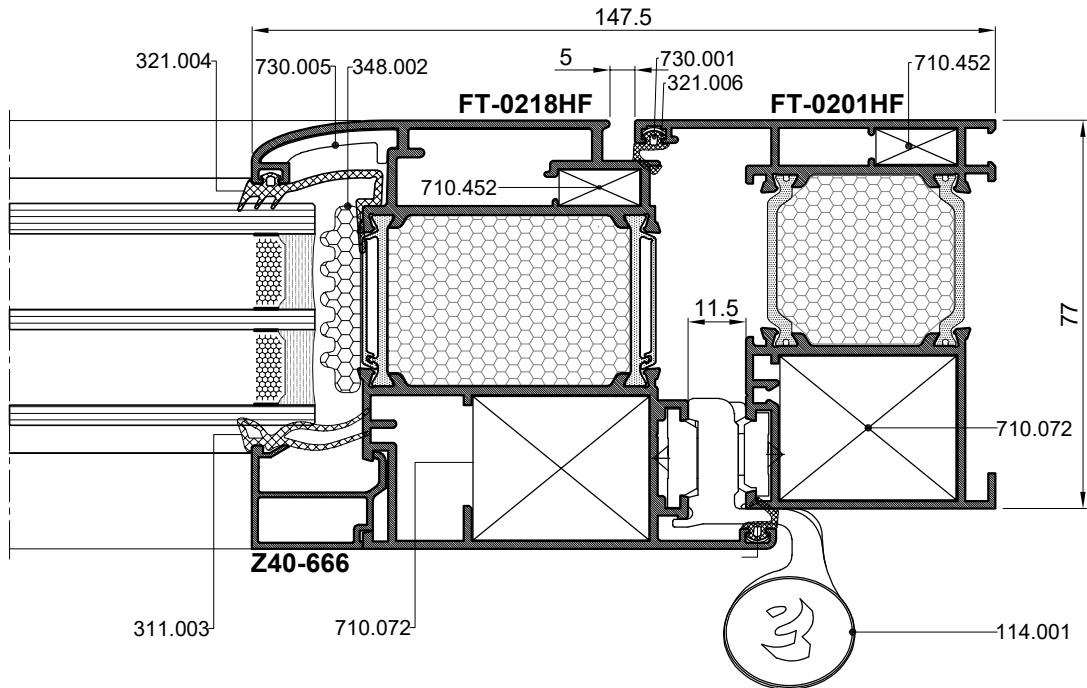
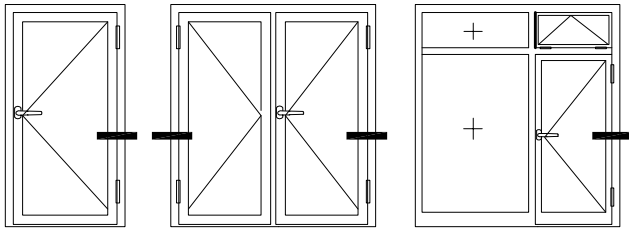


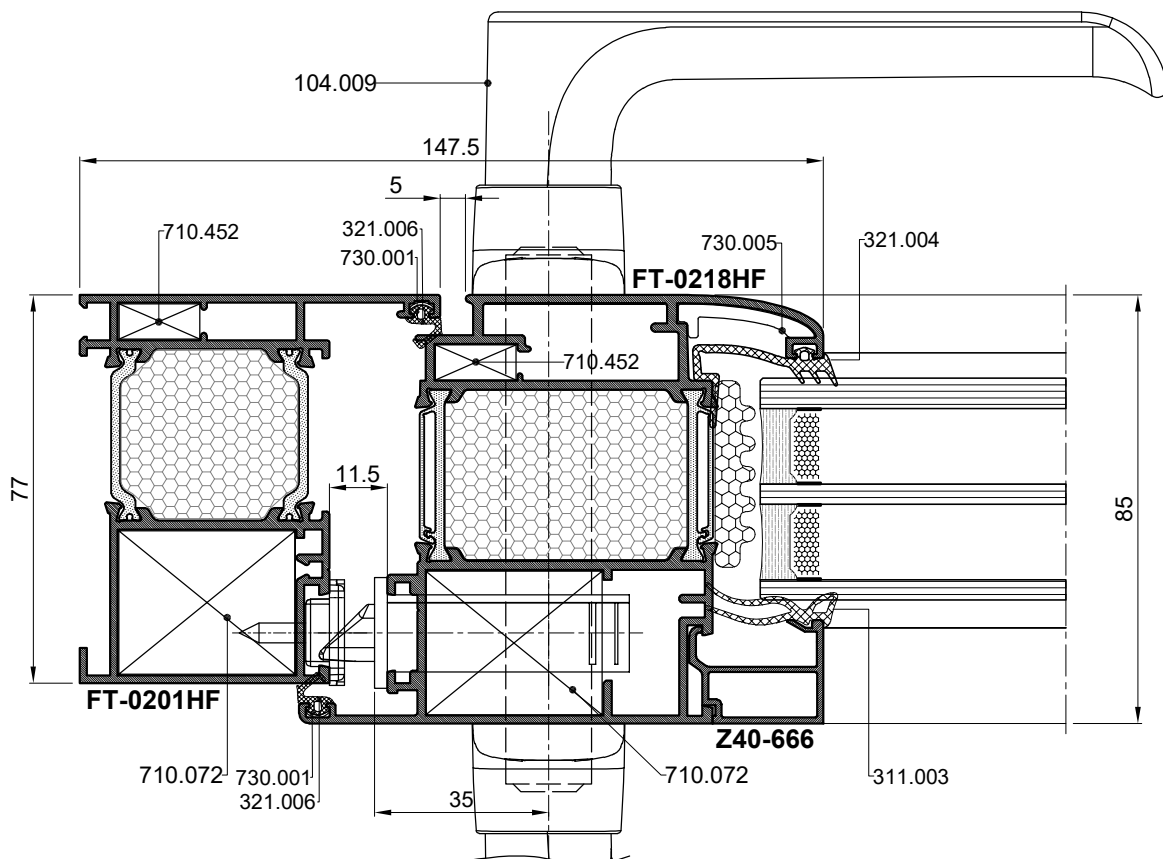
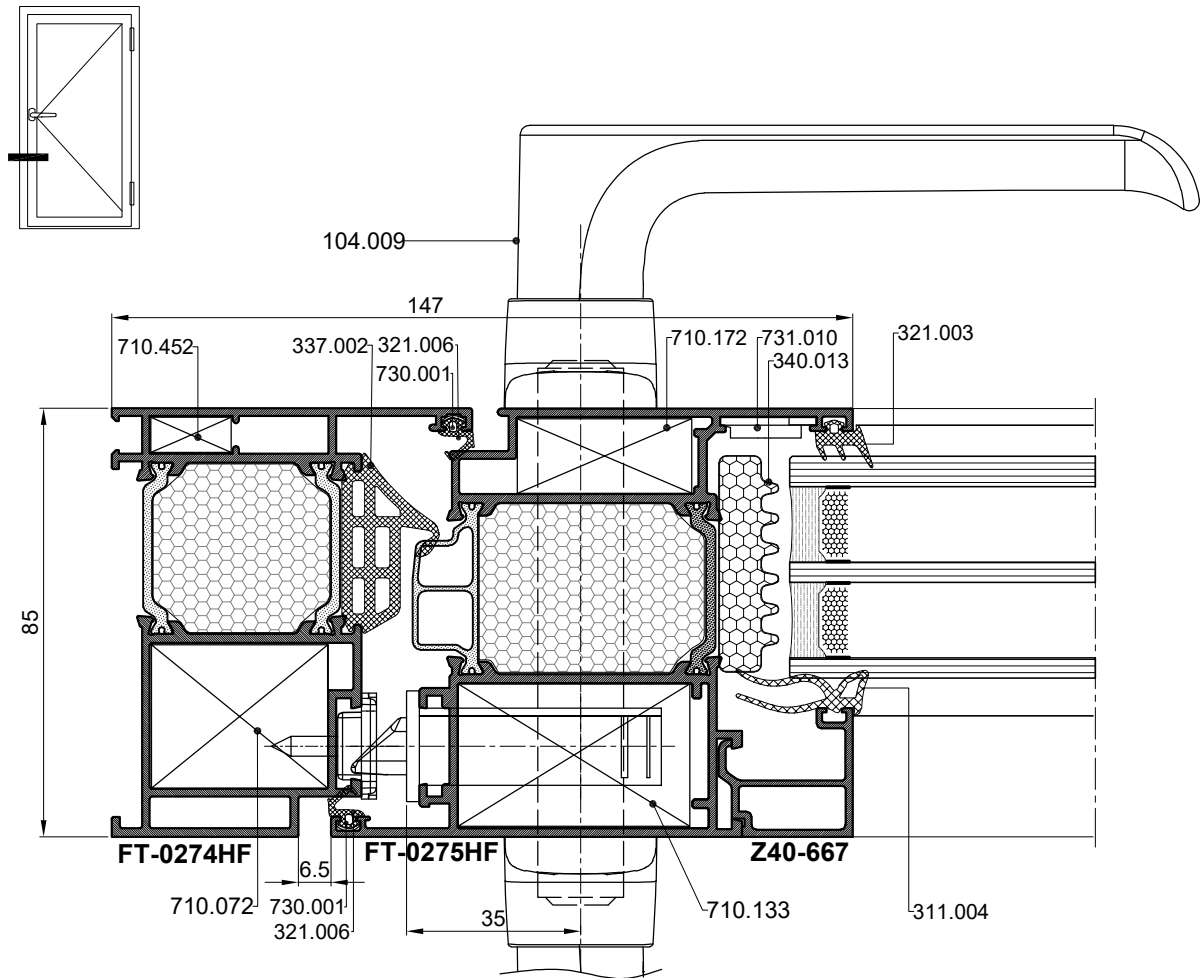


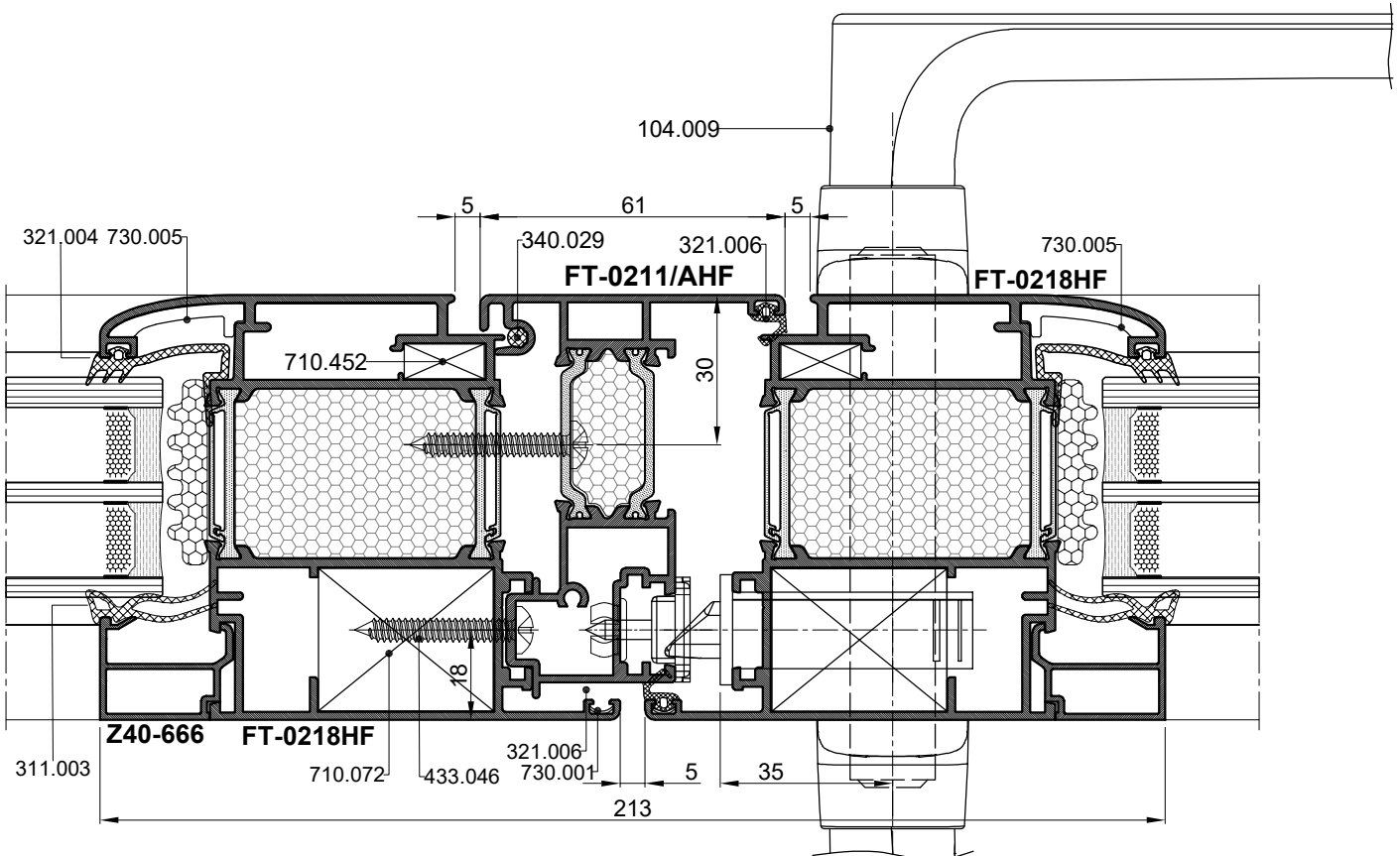
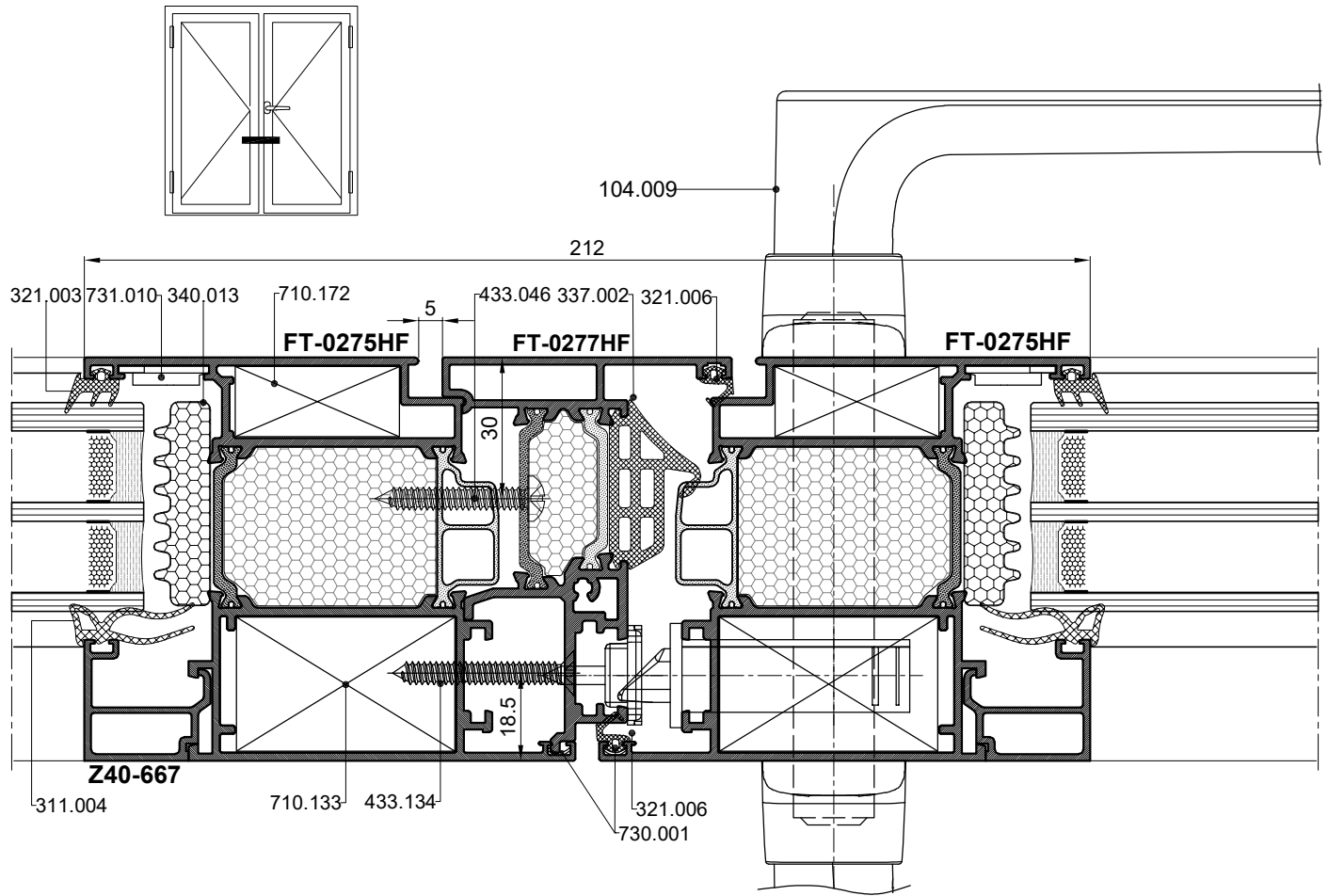


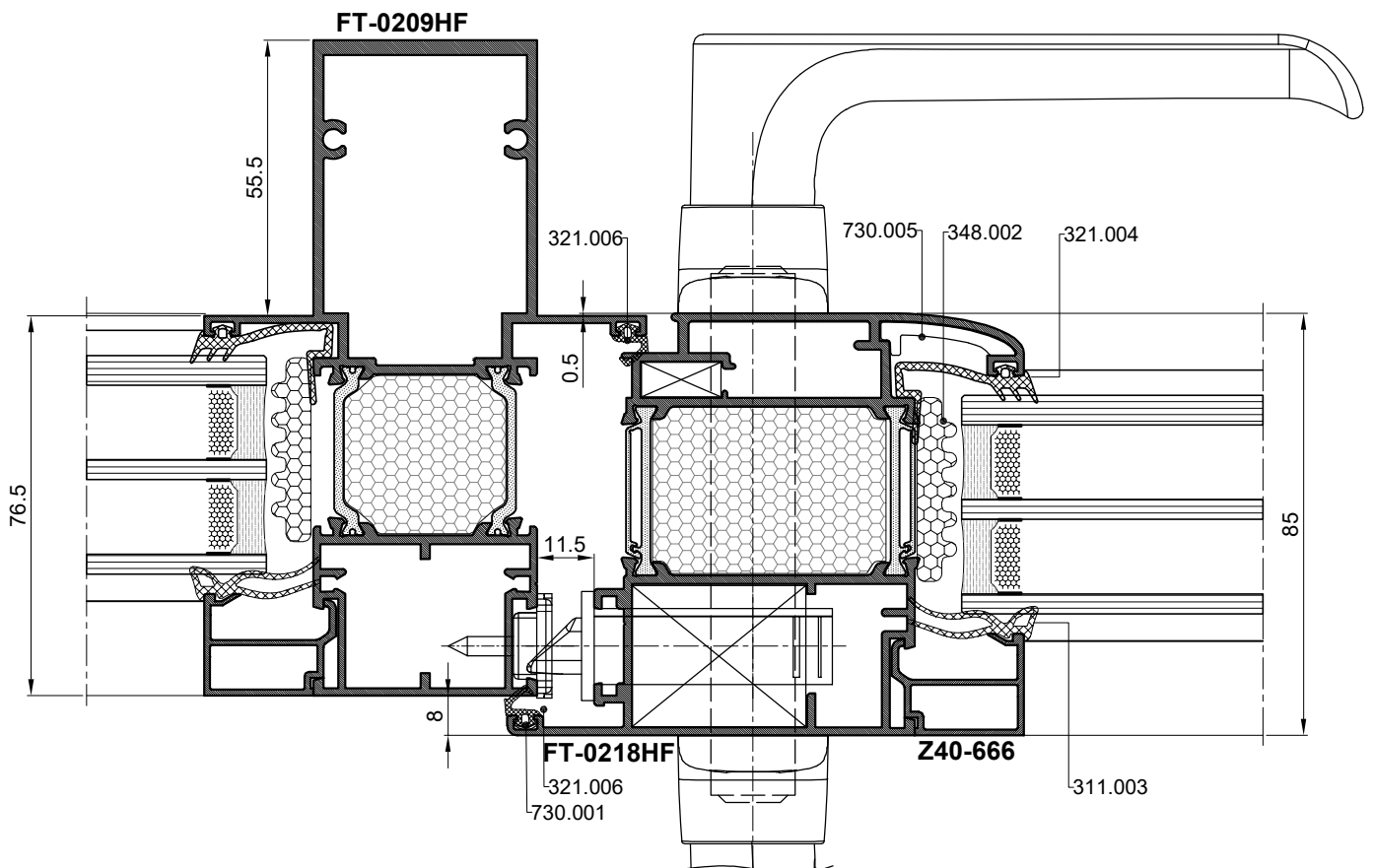
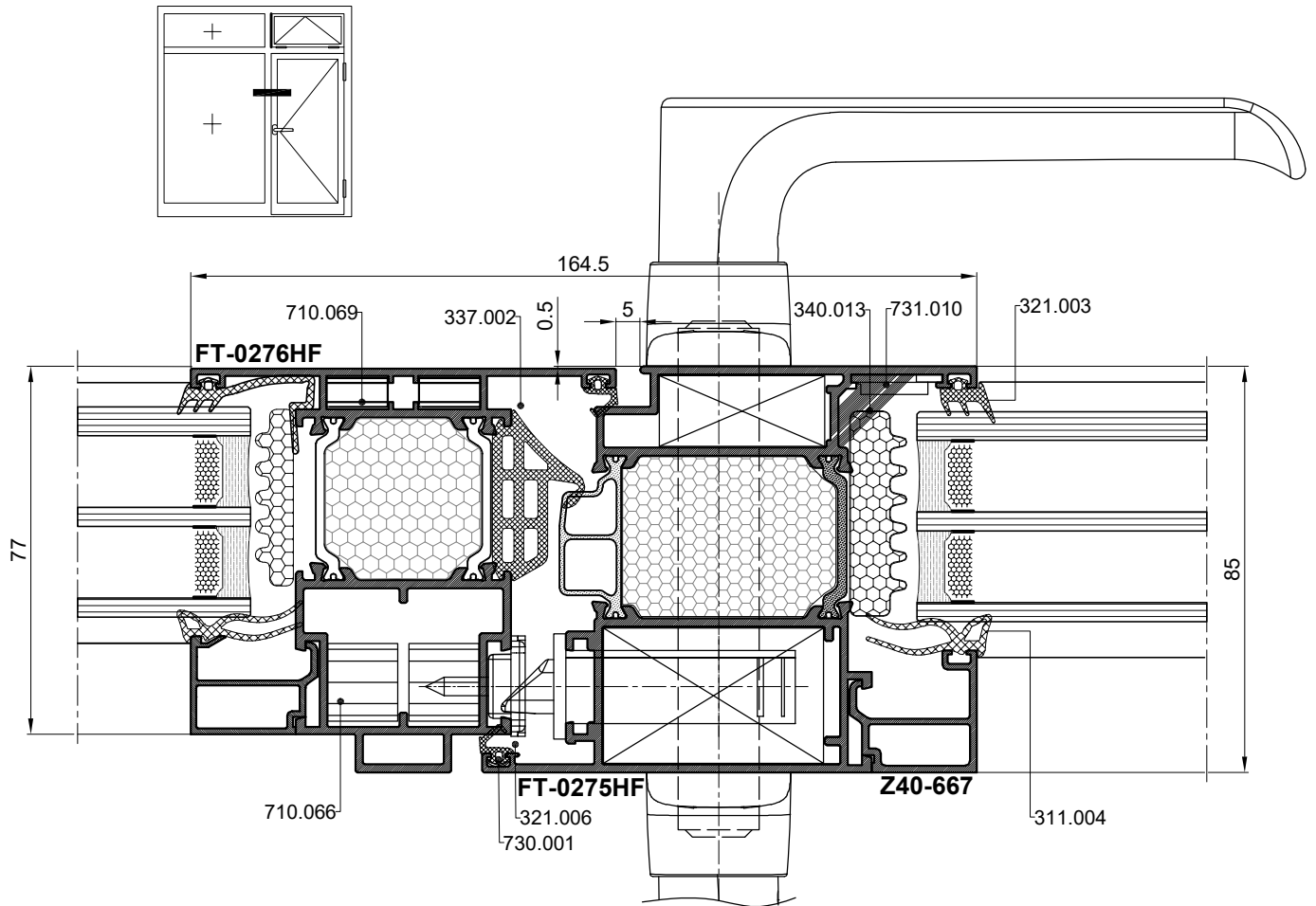




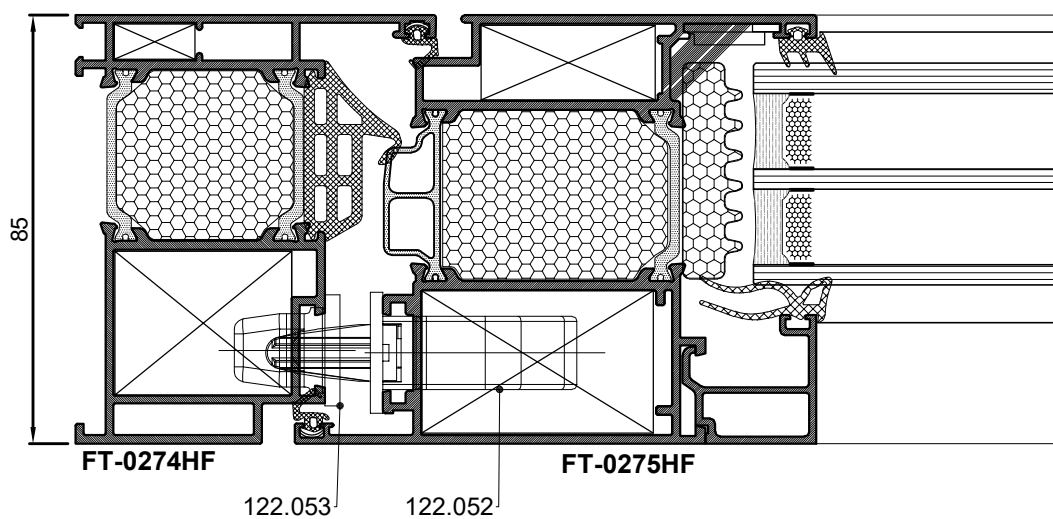
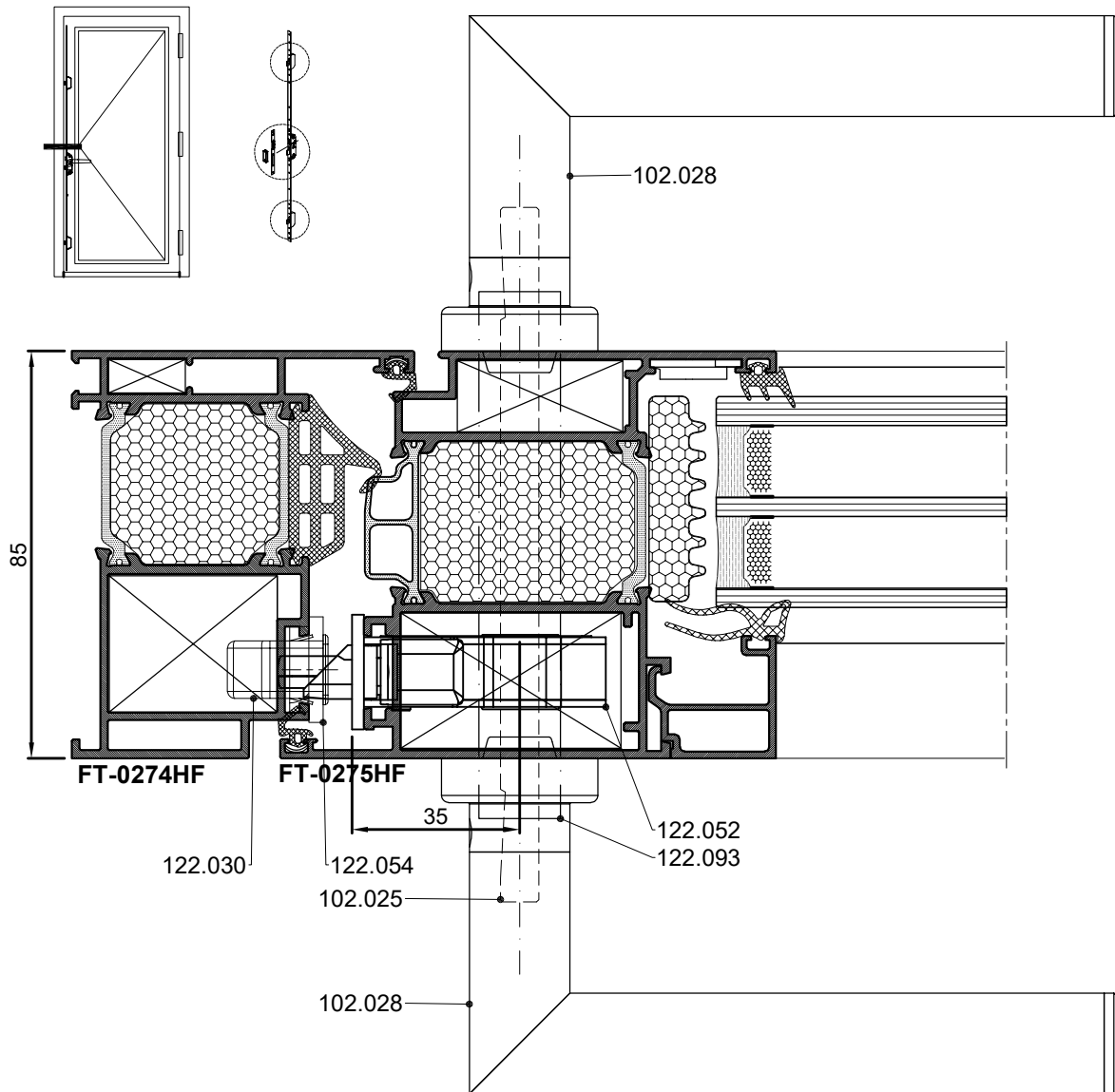





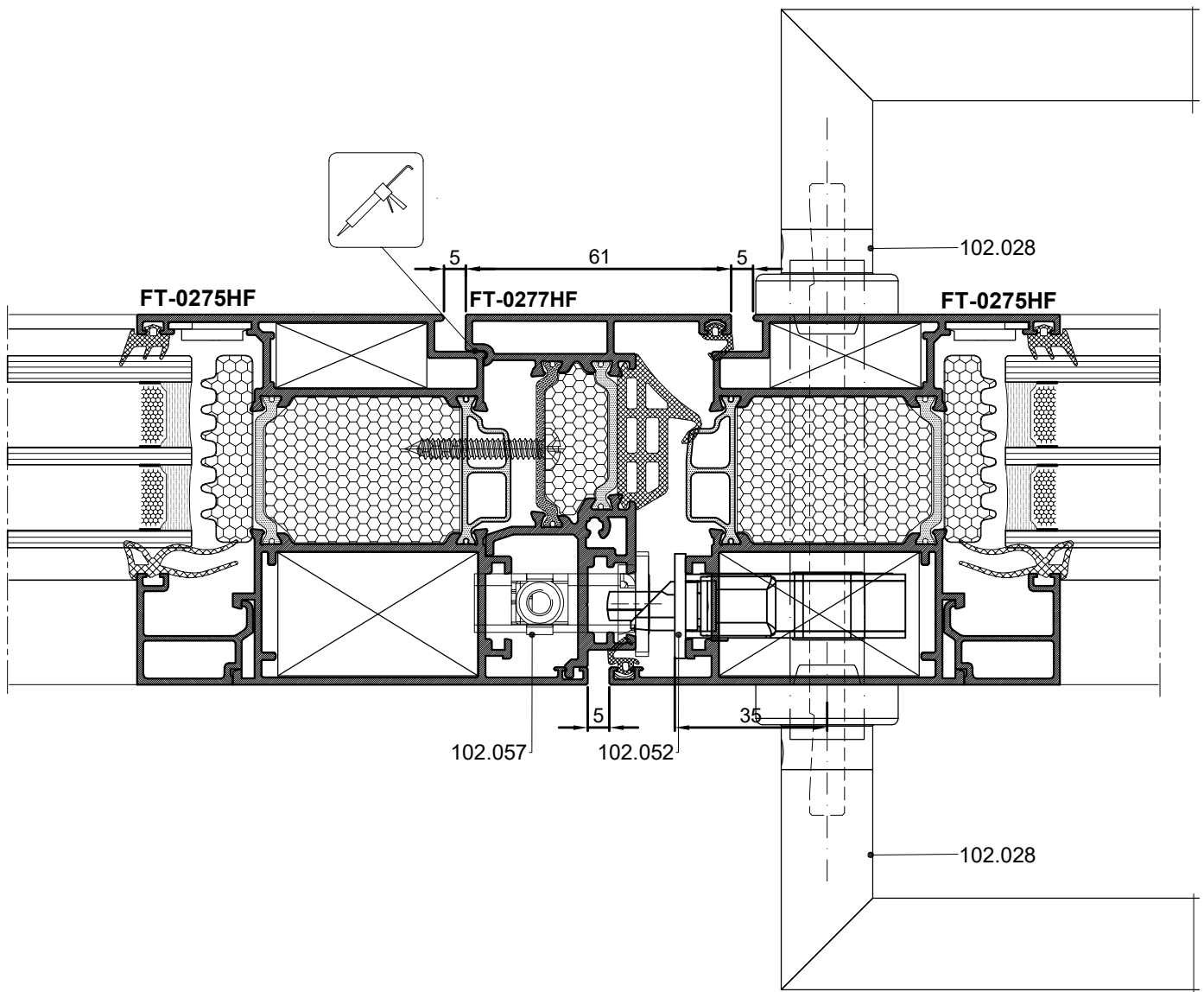
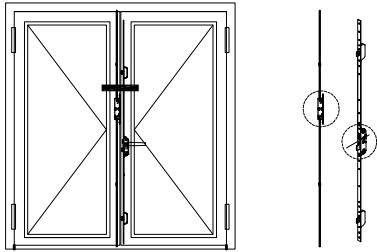




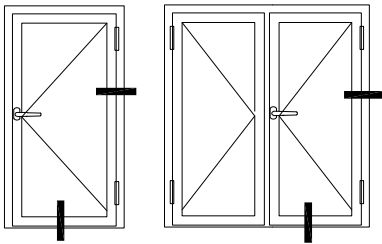
VRATA SA SIG.BRAVOM 35 mm-MR2 (GU)
TÜR MIT SIG.SCHLOSS 35 mm-MR2 (GU)



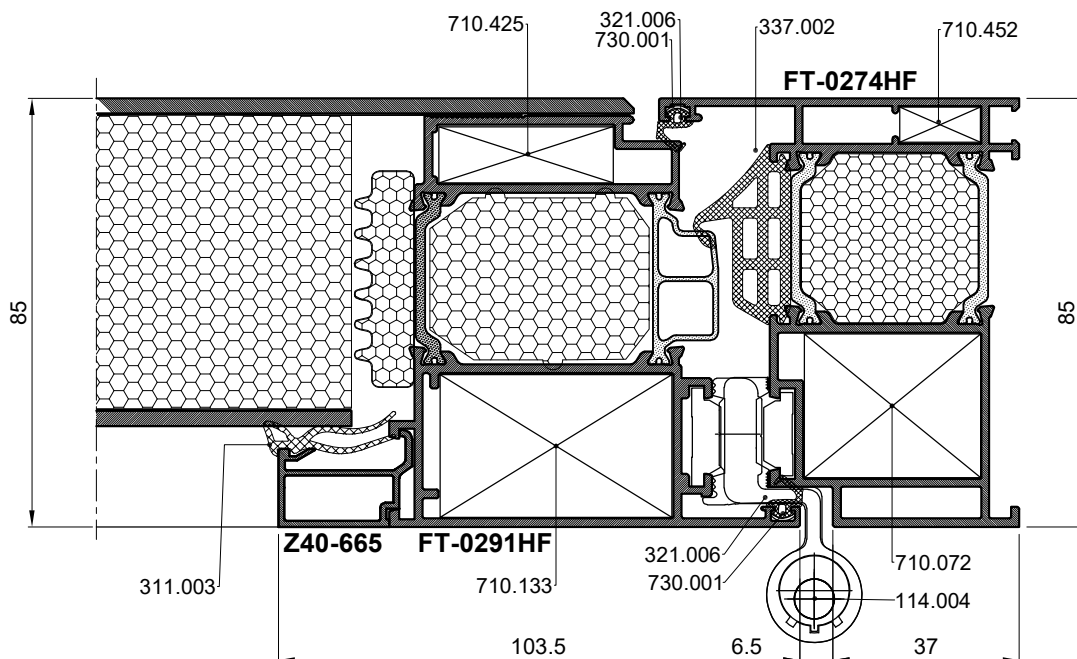
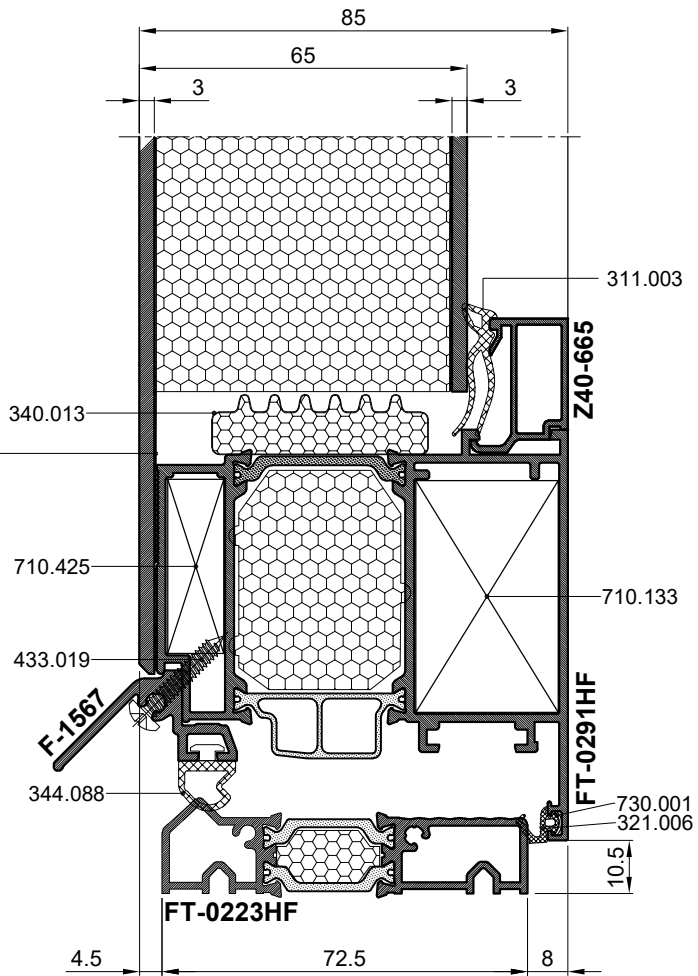
VRATA SA SIG.BRAVOM 35 mm-MR2 (GU)
TÜR MIT SIG.SCHLOSS 35 mm-MR2 (GU)

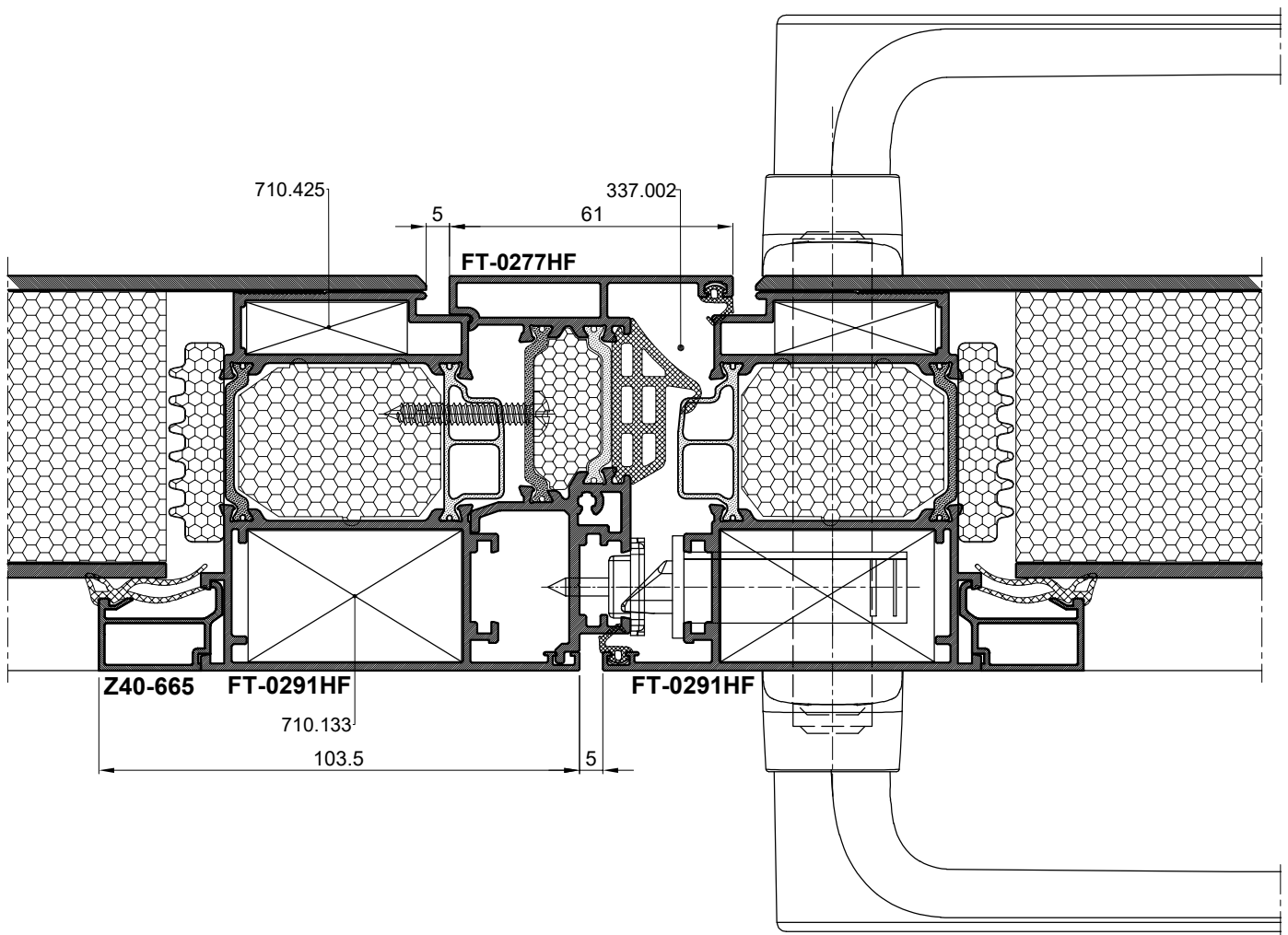
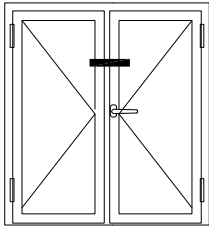


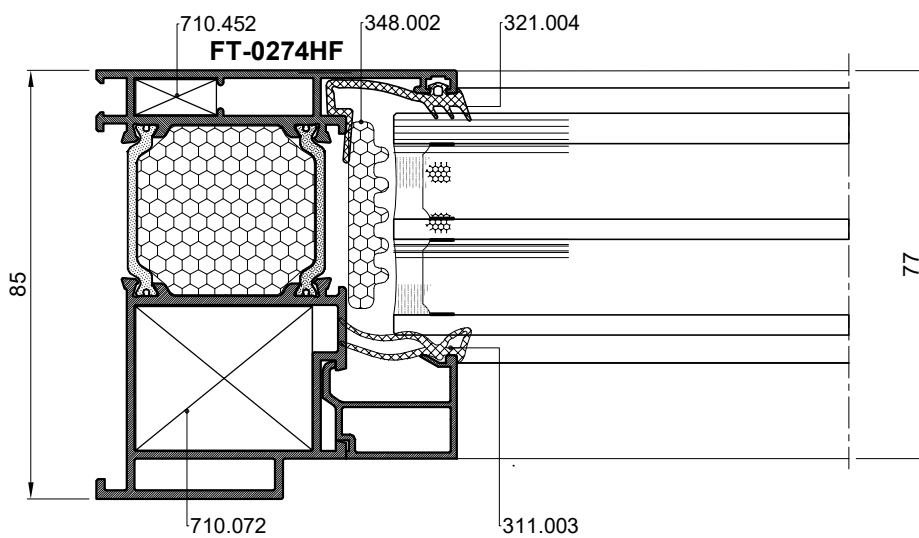
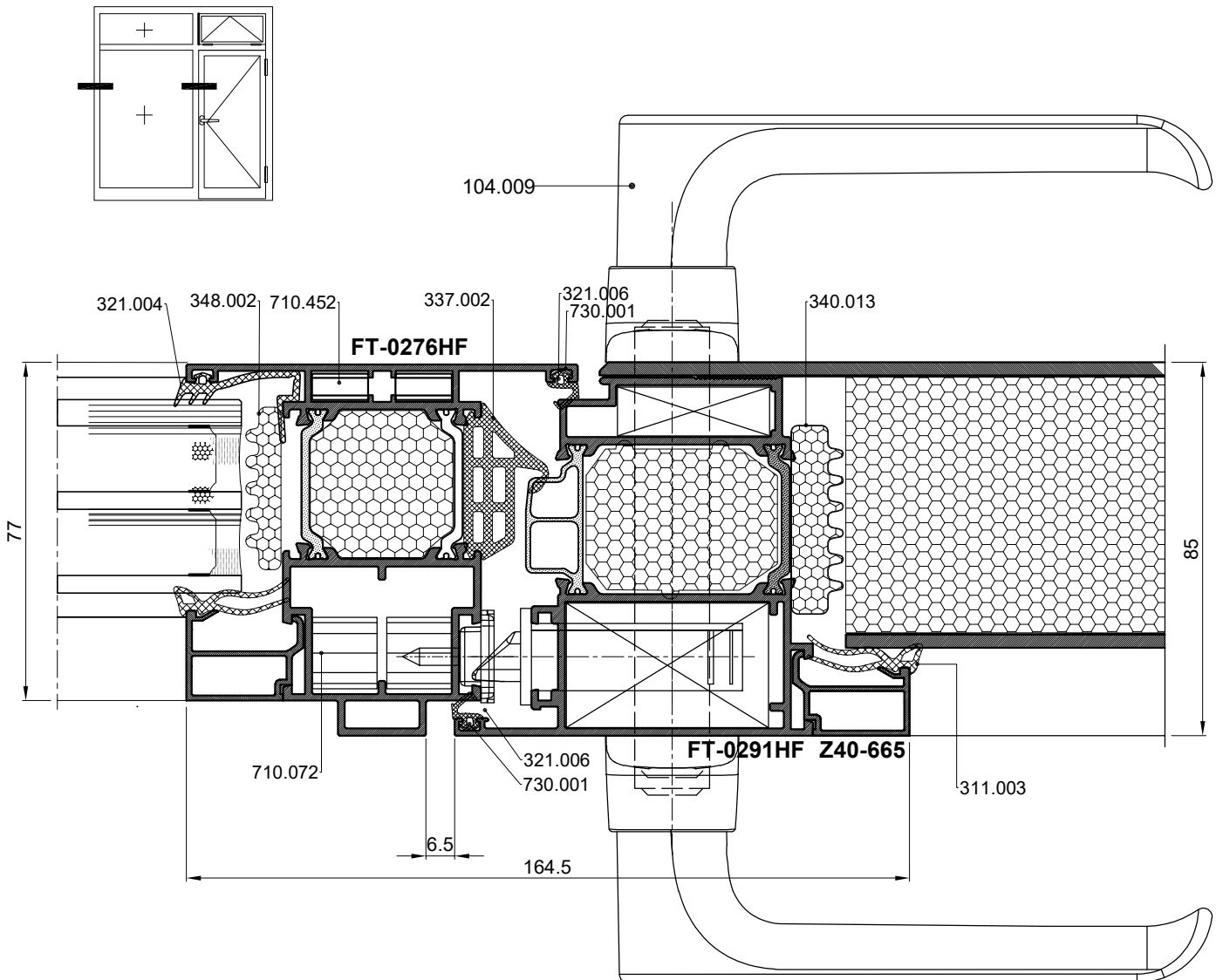
ljepilo za metal
(npr. Teroson MS 939)
metal glue
(eg. Teroson MS 939)

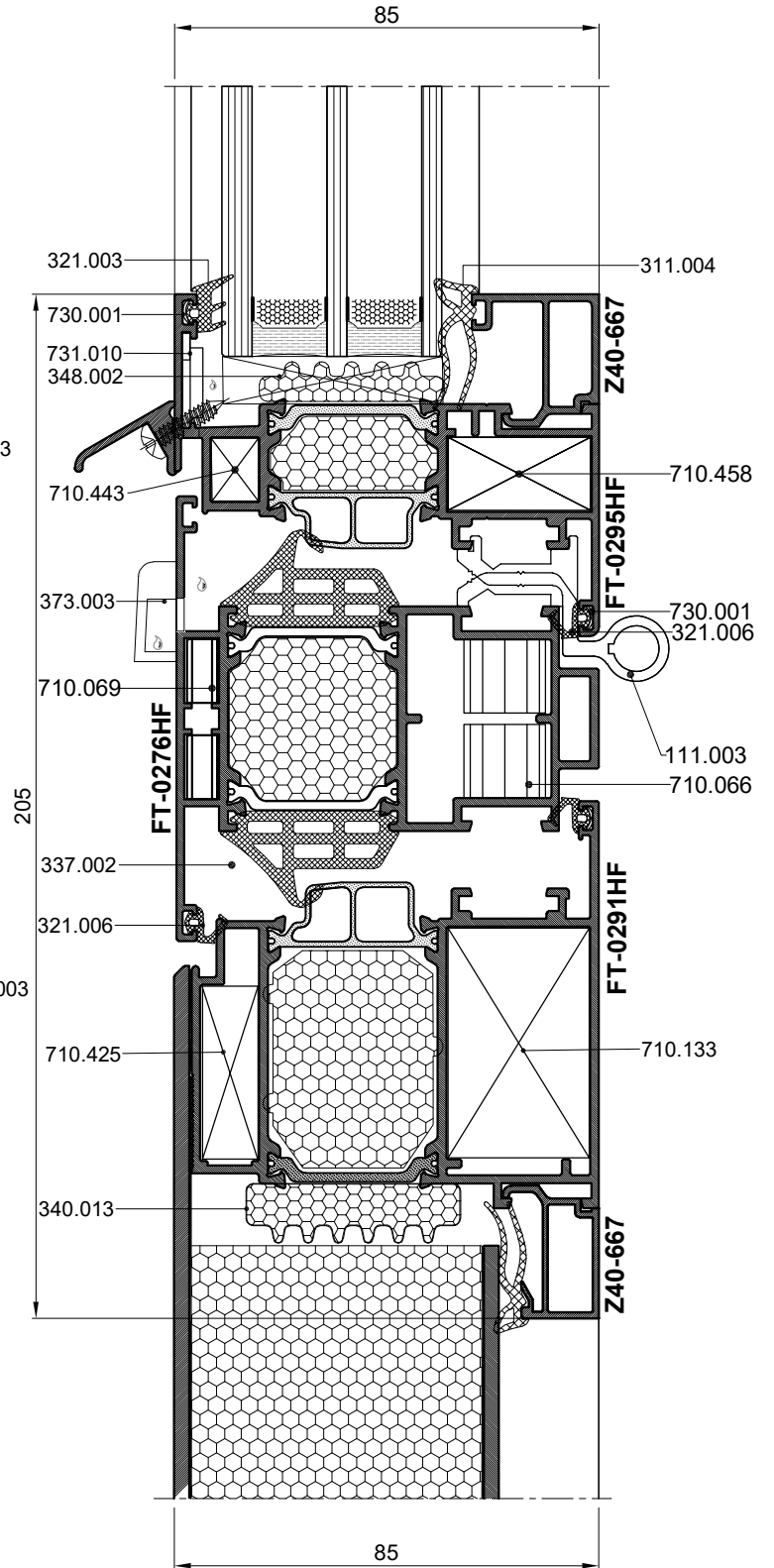
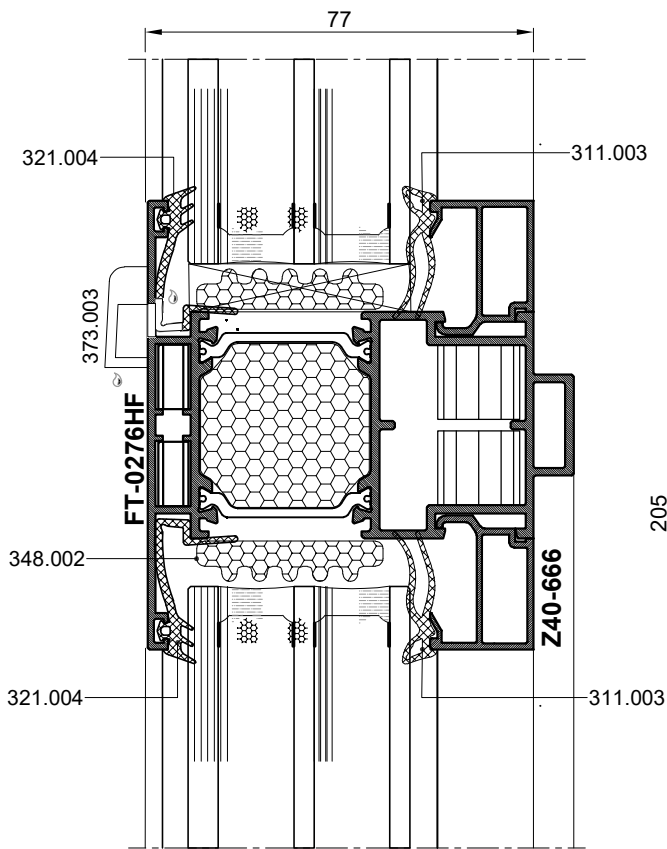
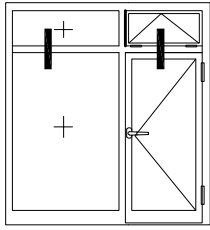



Terostat T-8519-primer-414.001
 Terostat MS 9399 (Loctite)-ljepilo-414.002
 Terostat T-8519P-primer-414.001
 Terostat MS 9399 (Loctite)-kleber-414.002





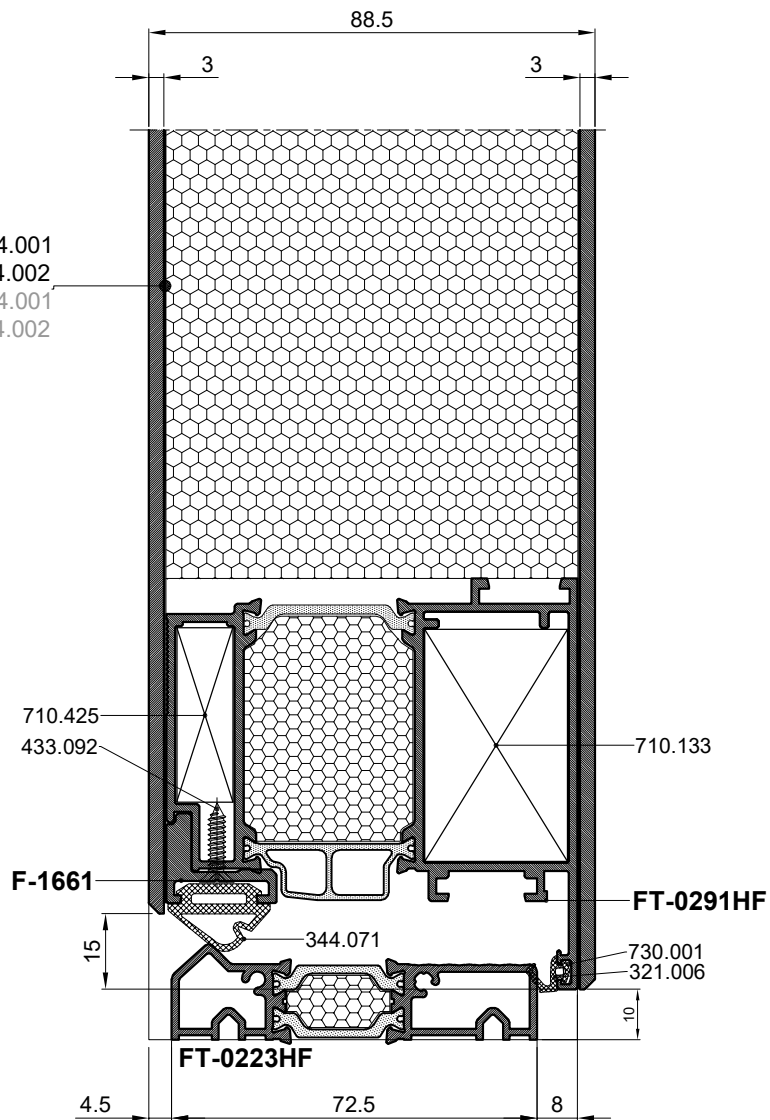


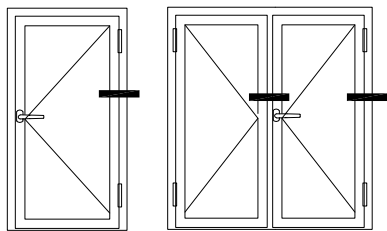




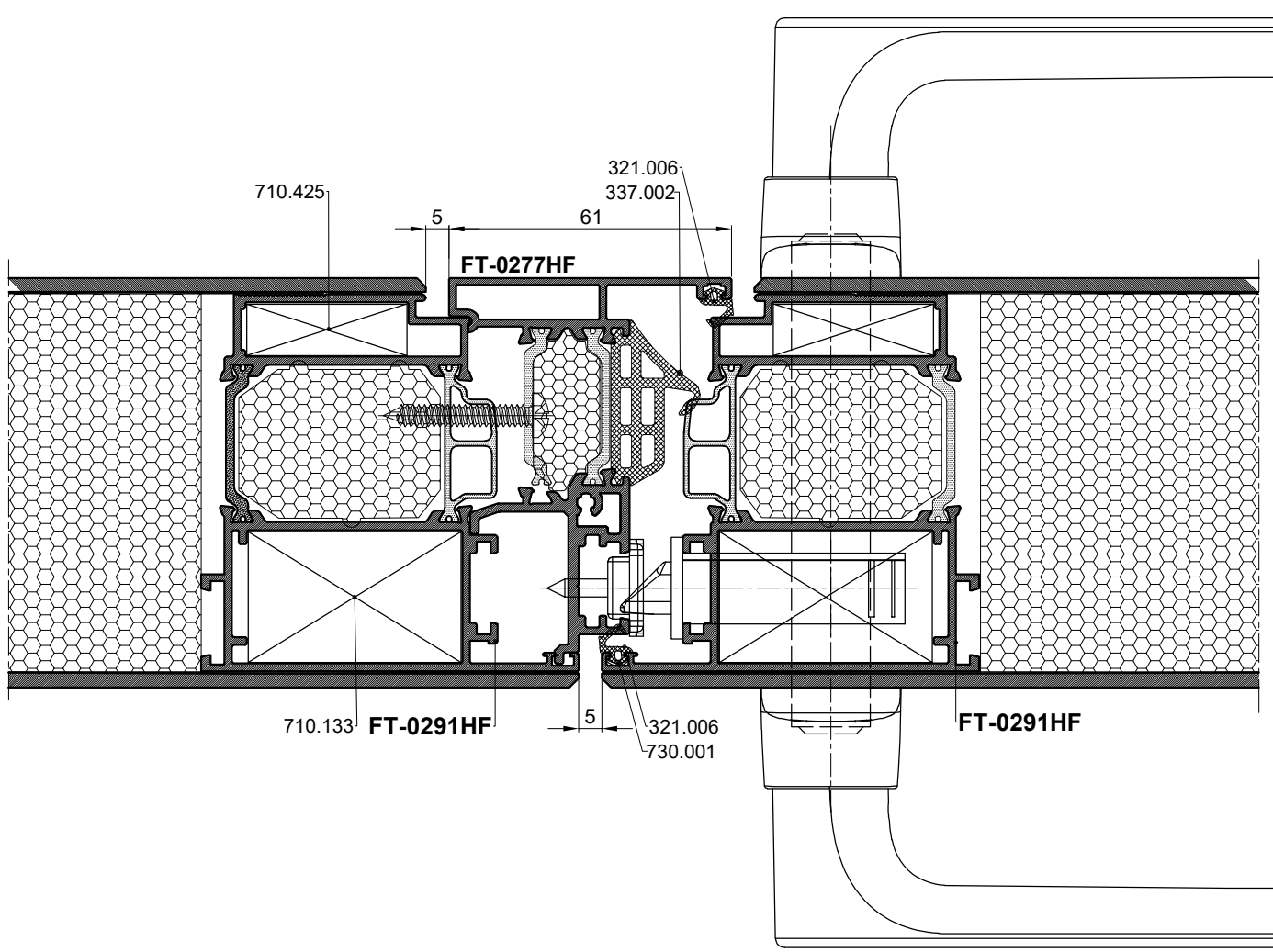
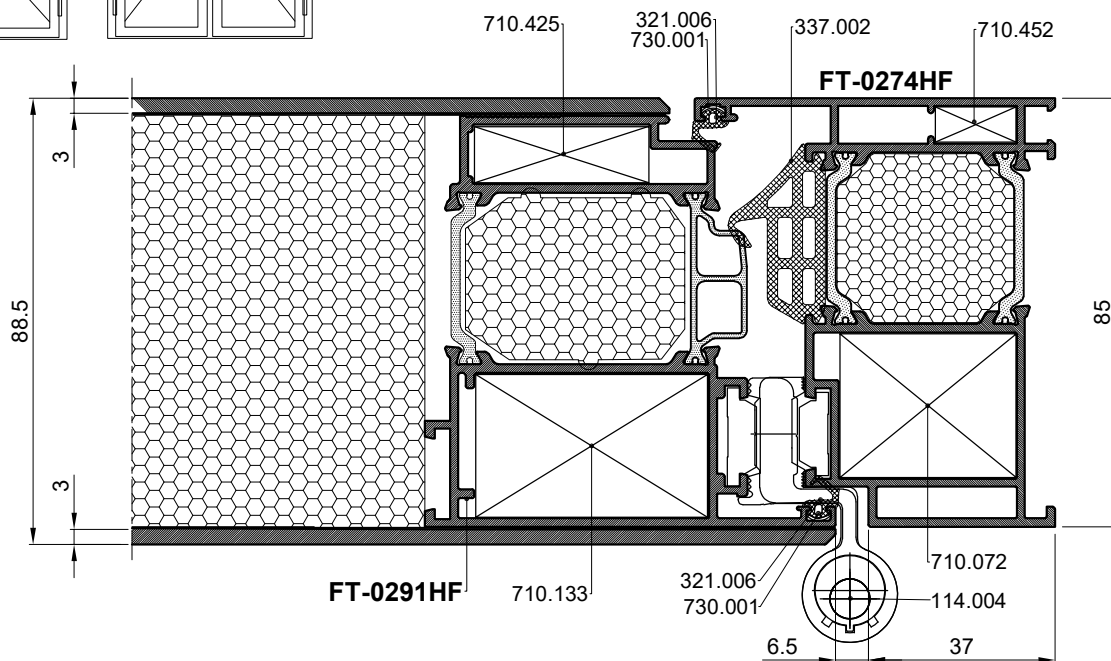
VRATA SA OBOSTRANOM OBLOGOM
TÜR MIT DOPPELSEITIGER VERKLEIDUNG

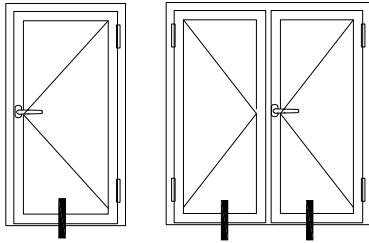
Terostat T-8519-primer-414.001
Terostat MS 9399 (Loctite)-ljepilo-414.002
Terostat T-8519P-primer-414.001
Terostat MS 9399 (Loctite)-kleber-414.002



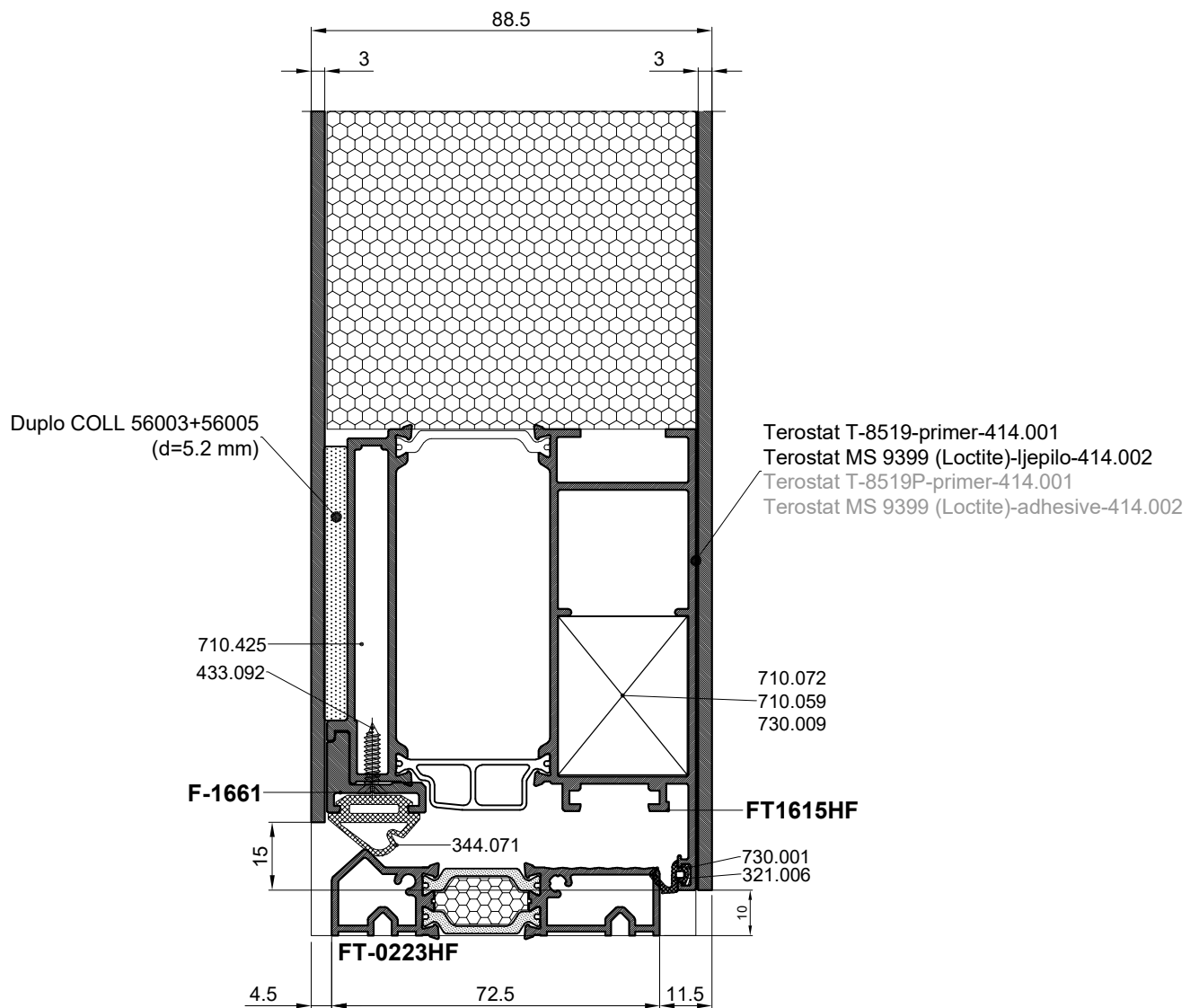


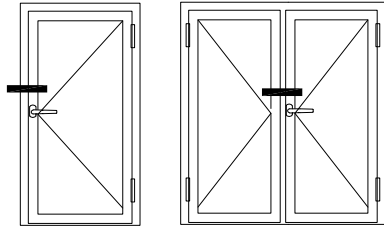
VRATA SA OBOSTRANOM OBLOGOM
TÜR MIT DOPPELSEITIGER VERKLEIDUNG



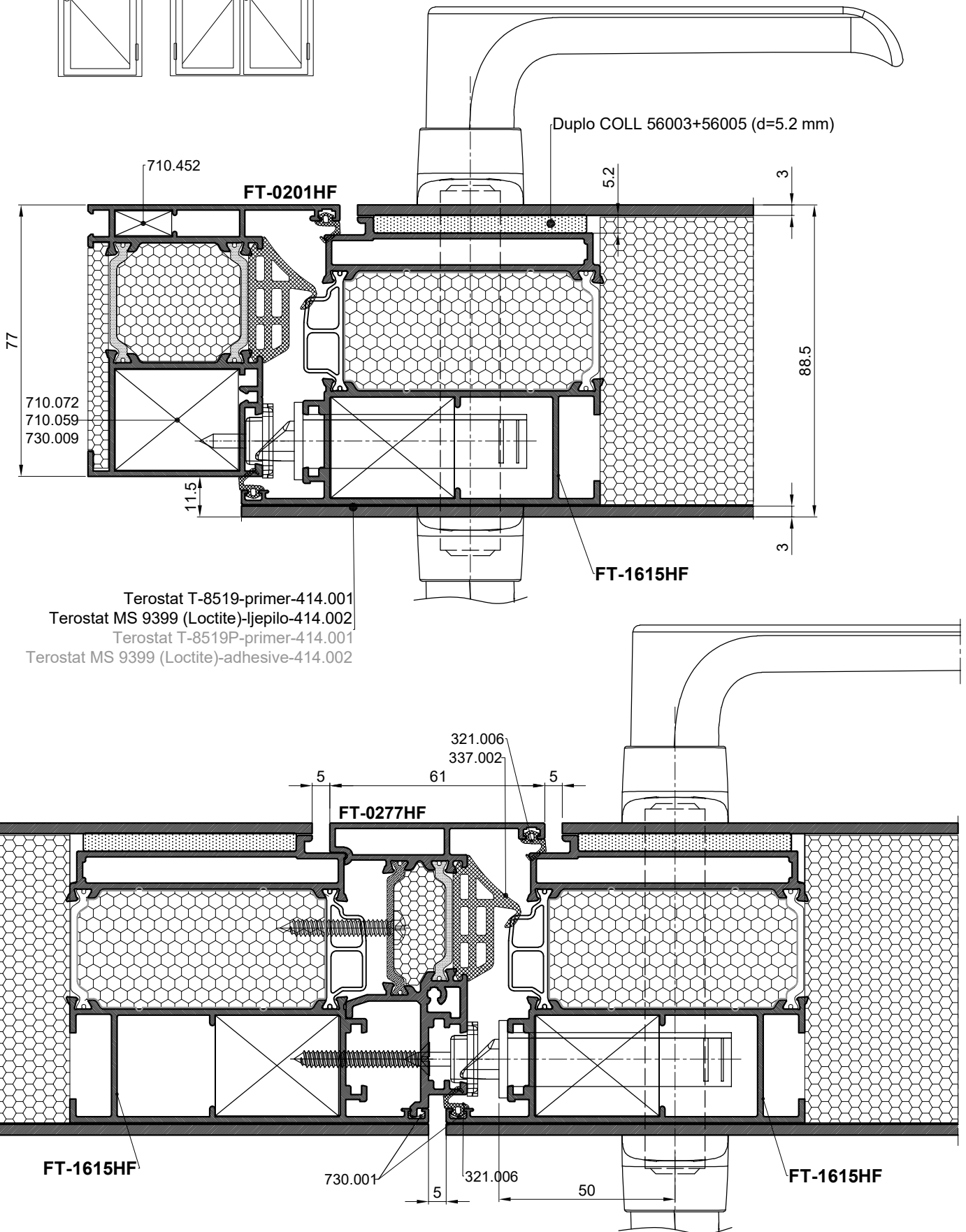


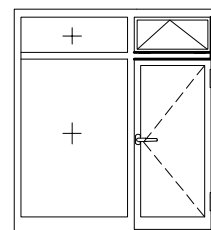
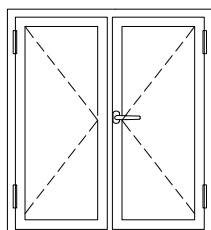
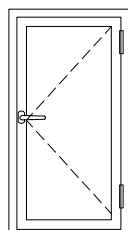
VRATA SA OBOSTRANOM OBLOGOM
TÜR MIT DOPPELSEITIGER VERKLEIDUNG

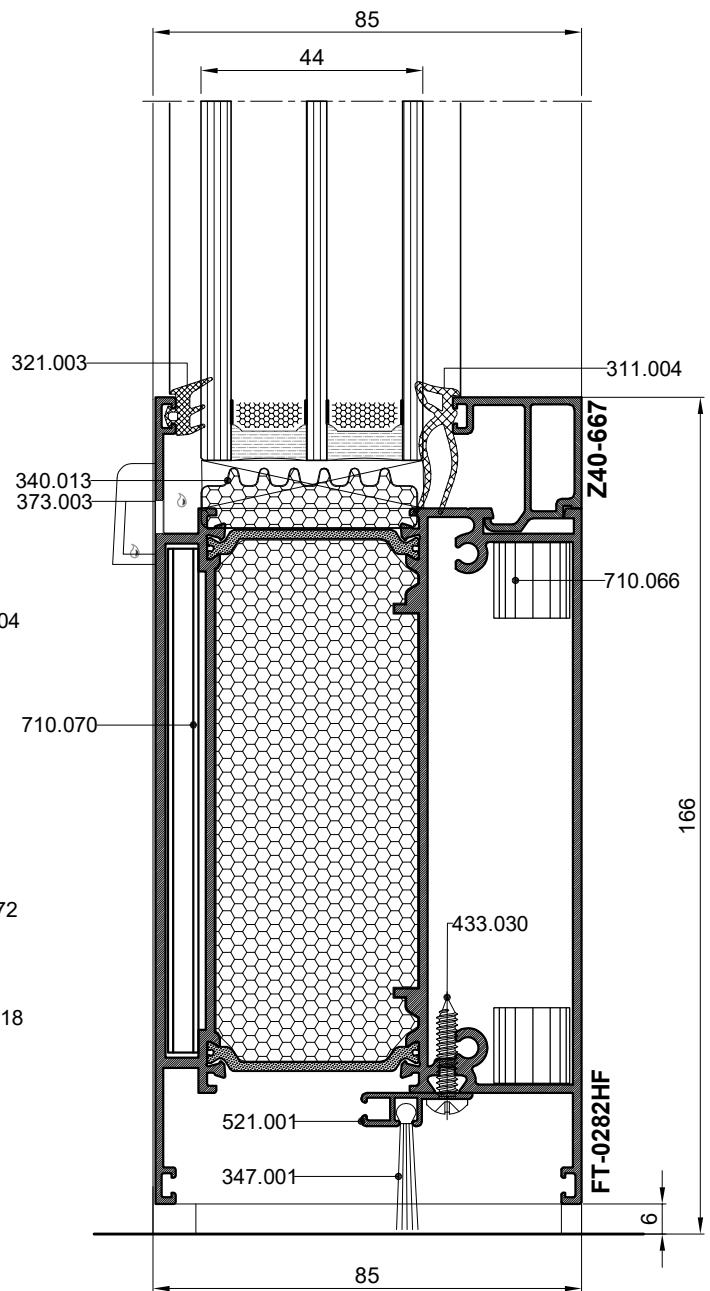
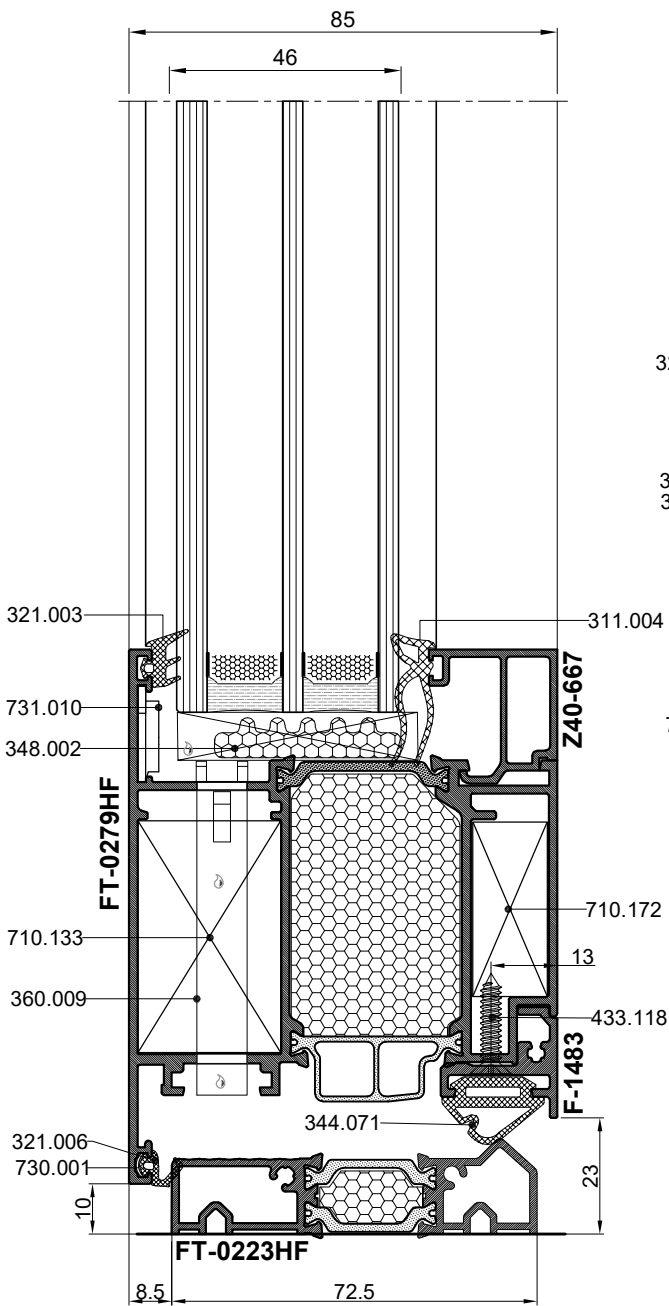
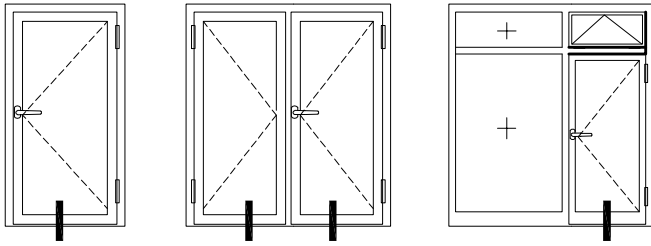


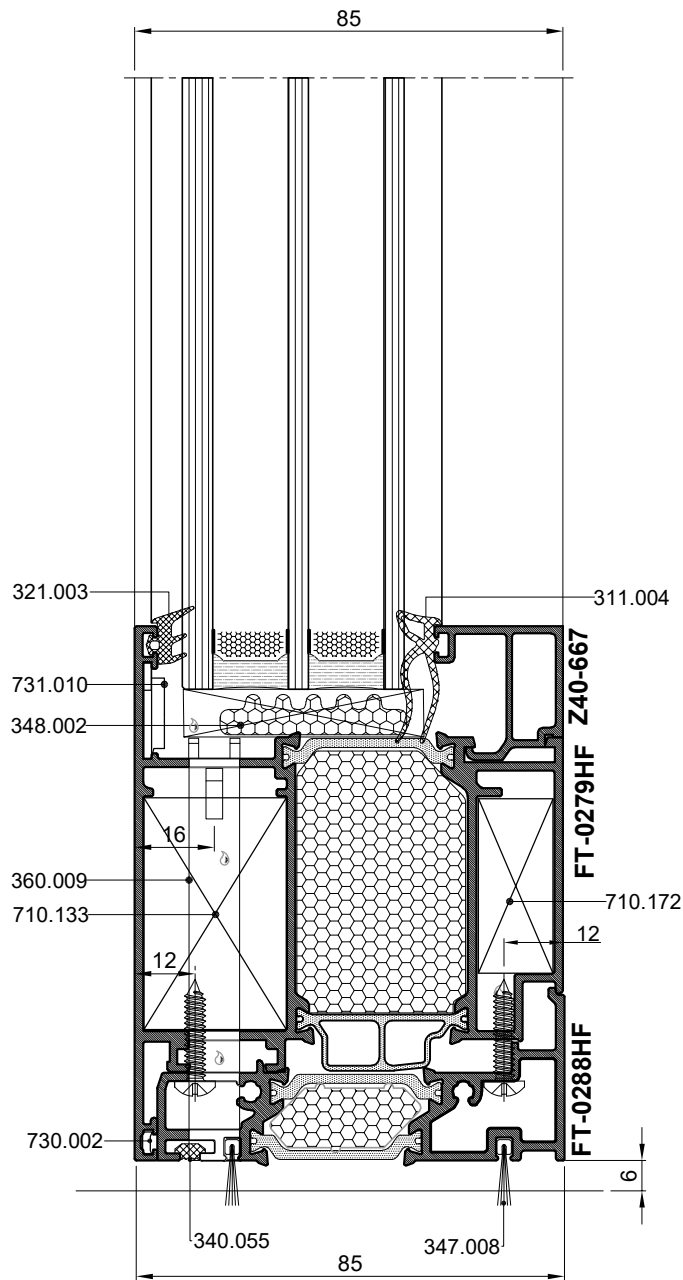
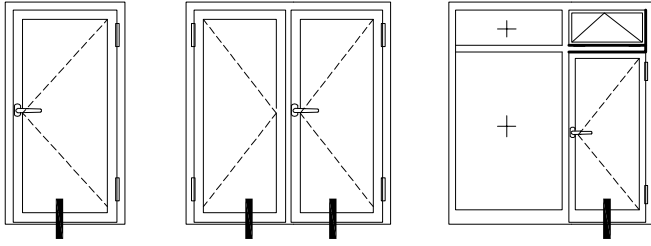


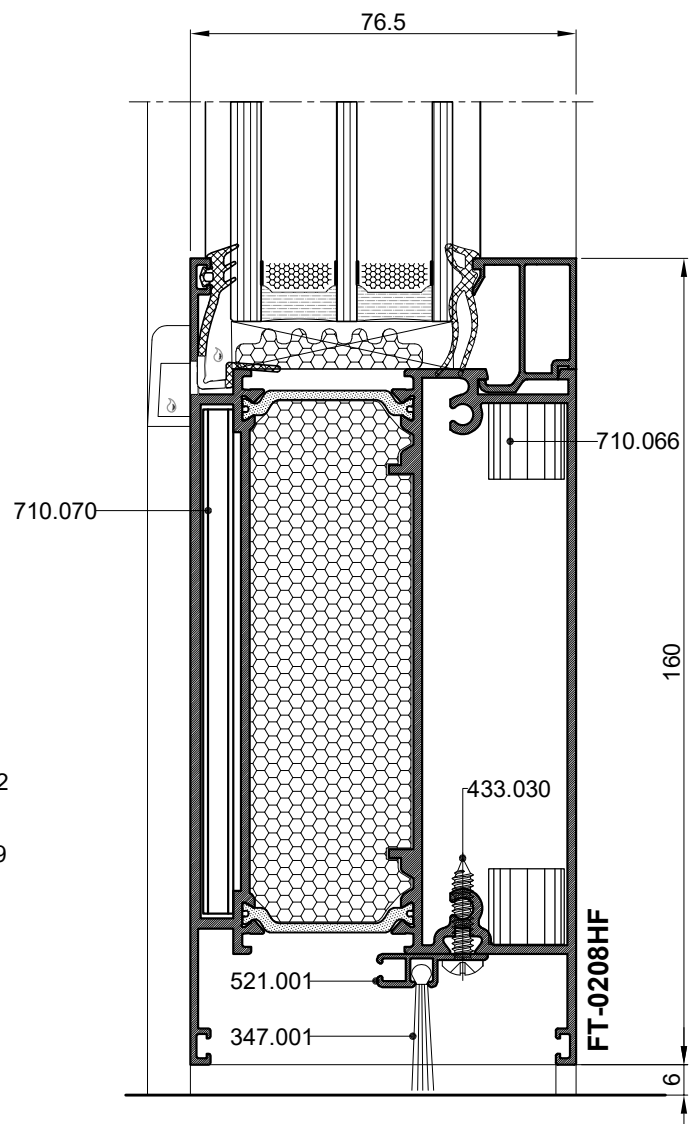
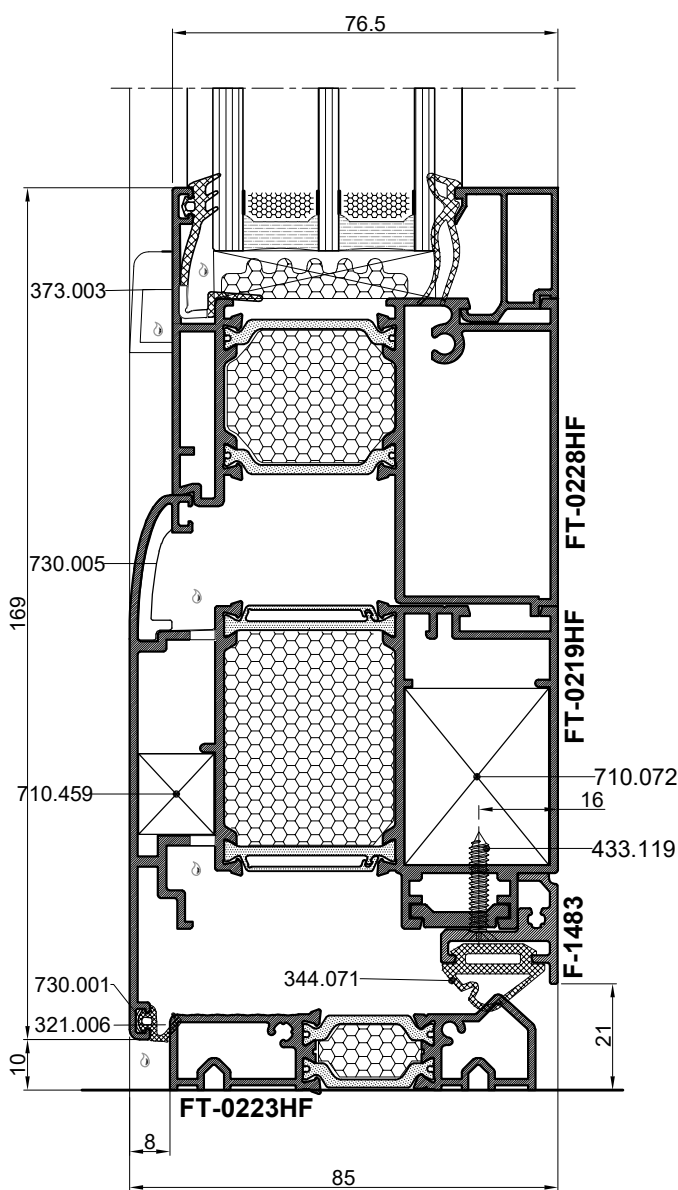
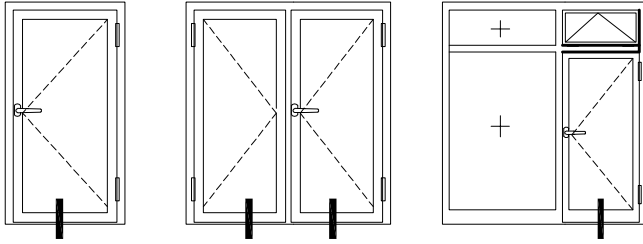
VRATA SA OBOSTRANOM OBLOGOM
TÜR MIT DOPPELSEITIGER VERKLEIDUNG

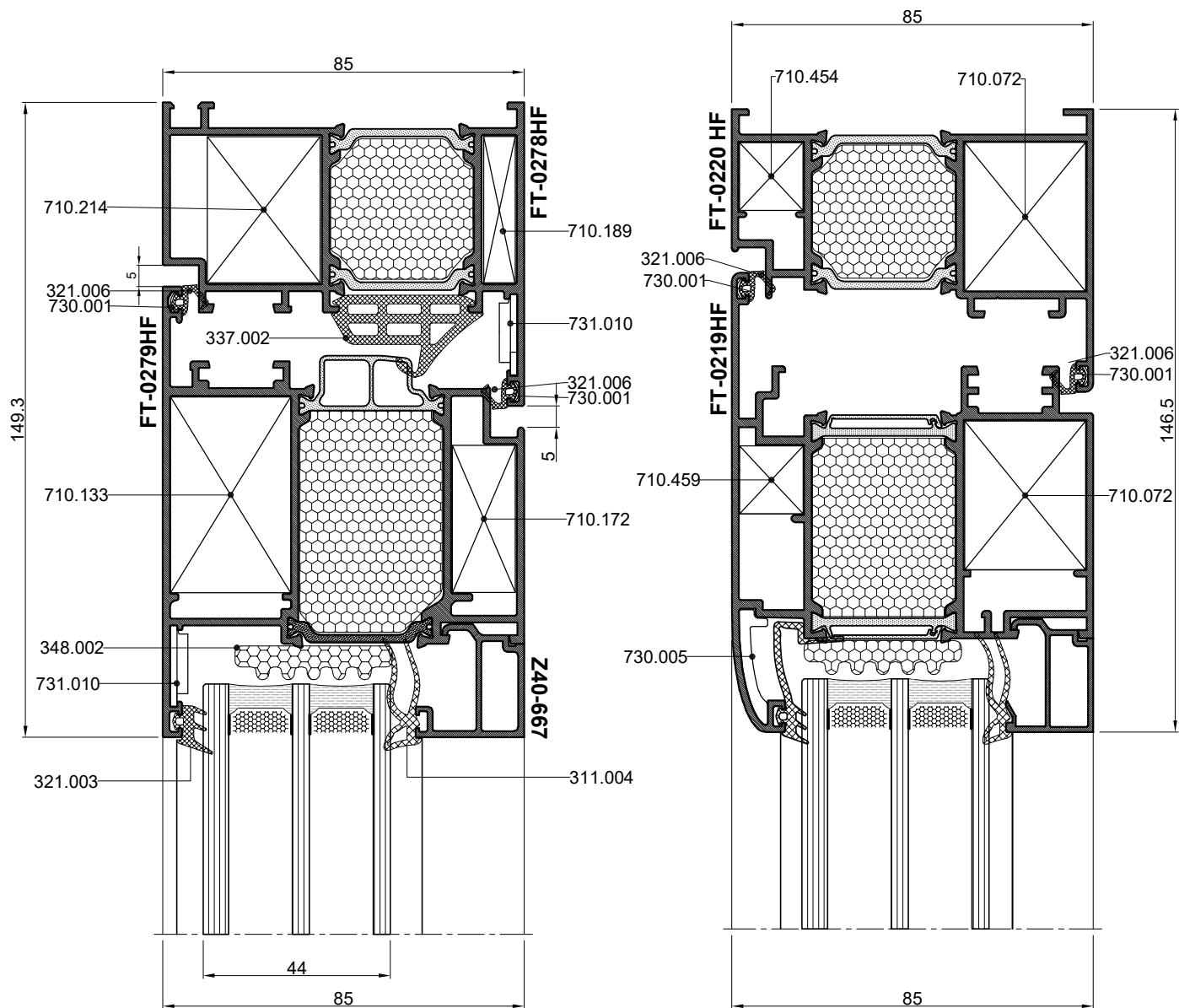
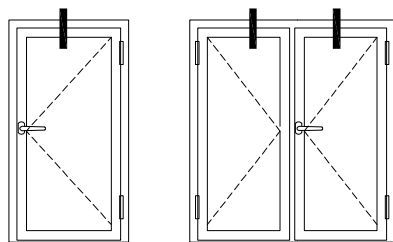


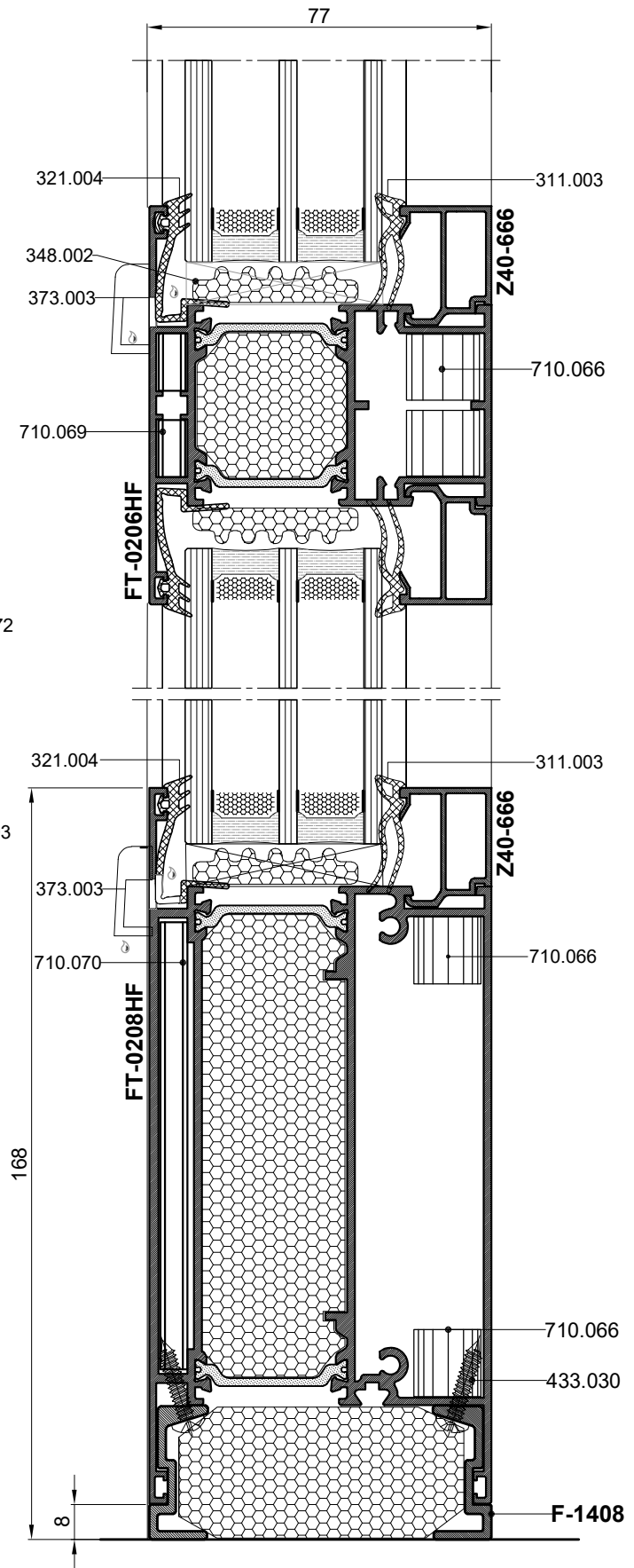
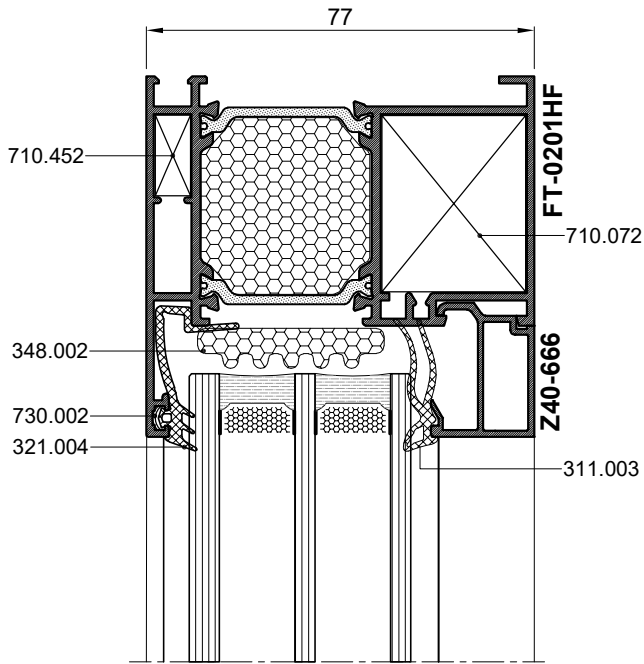
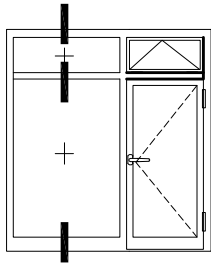


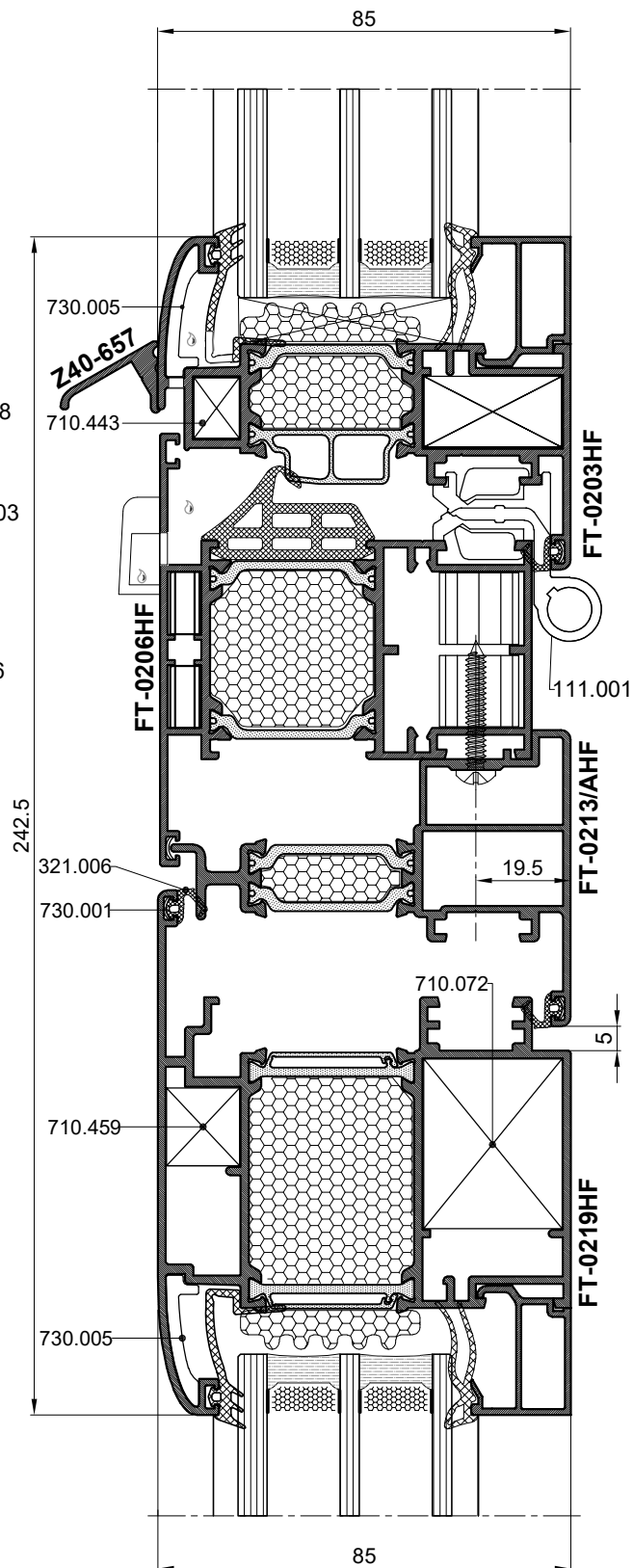
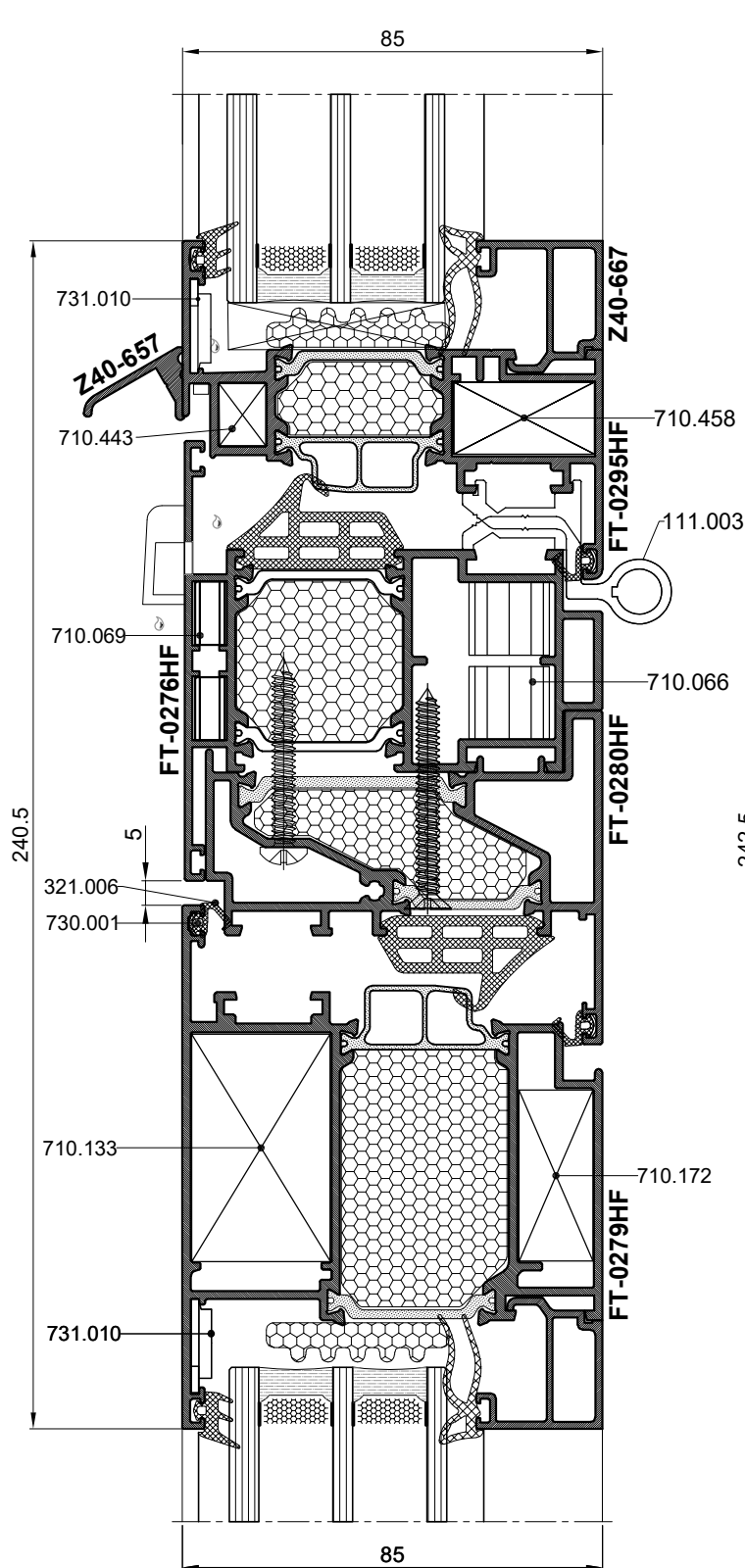
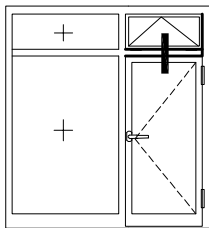


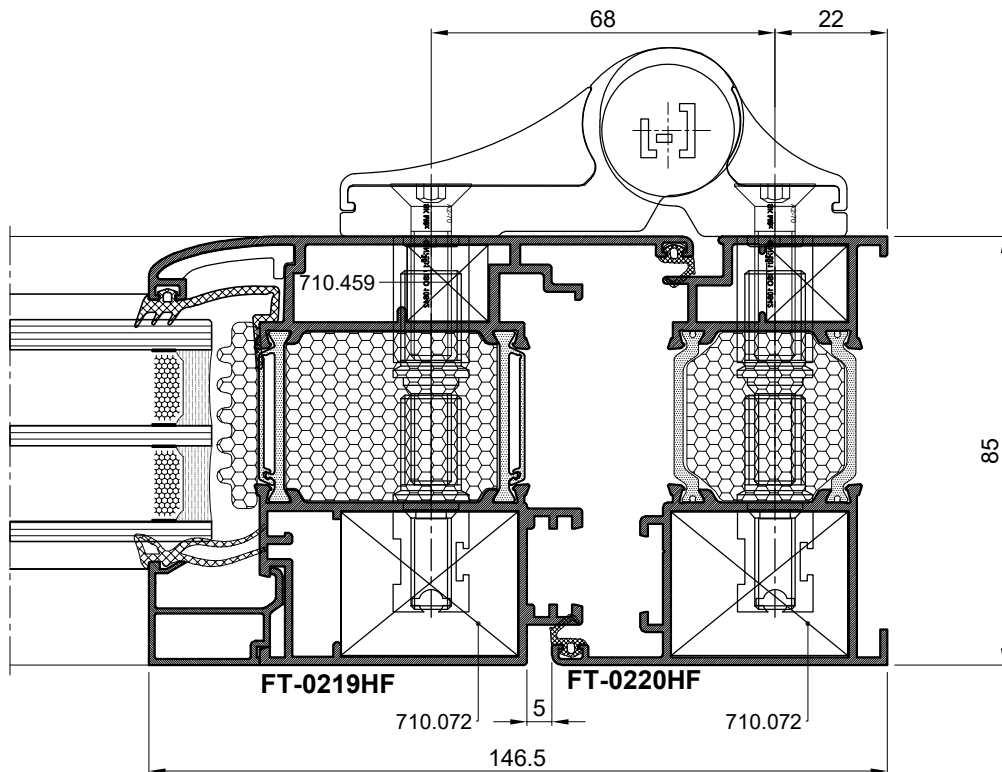
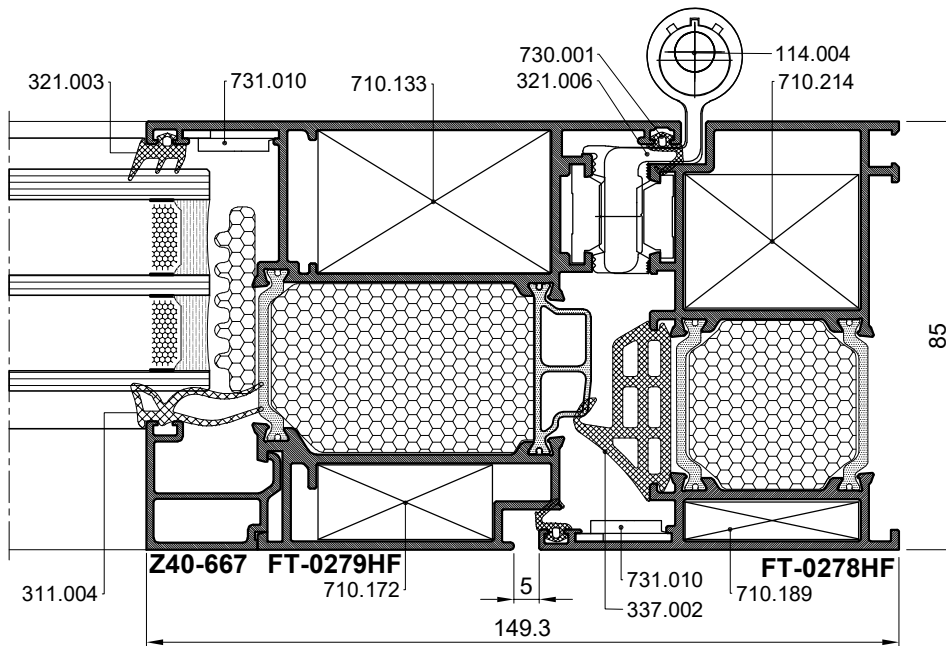
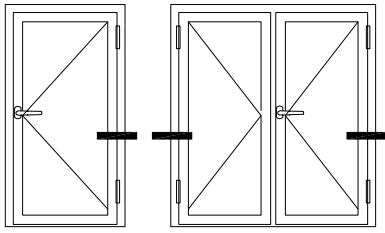


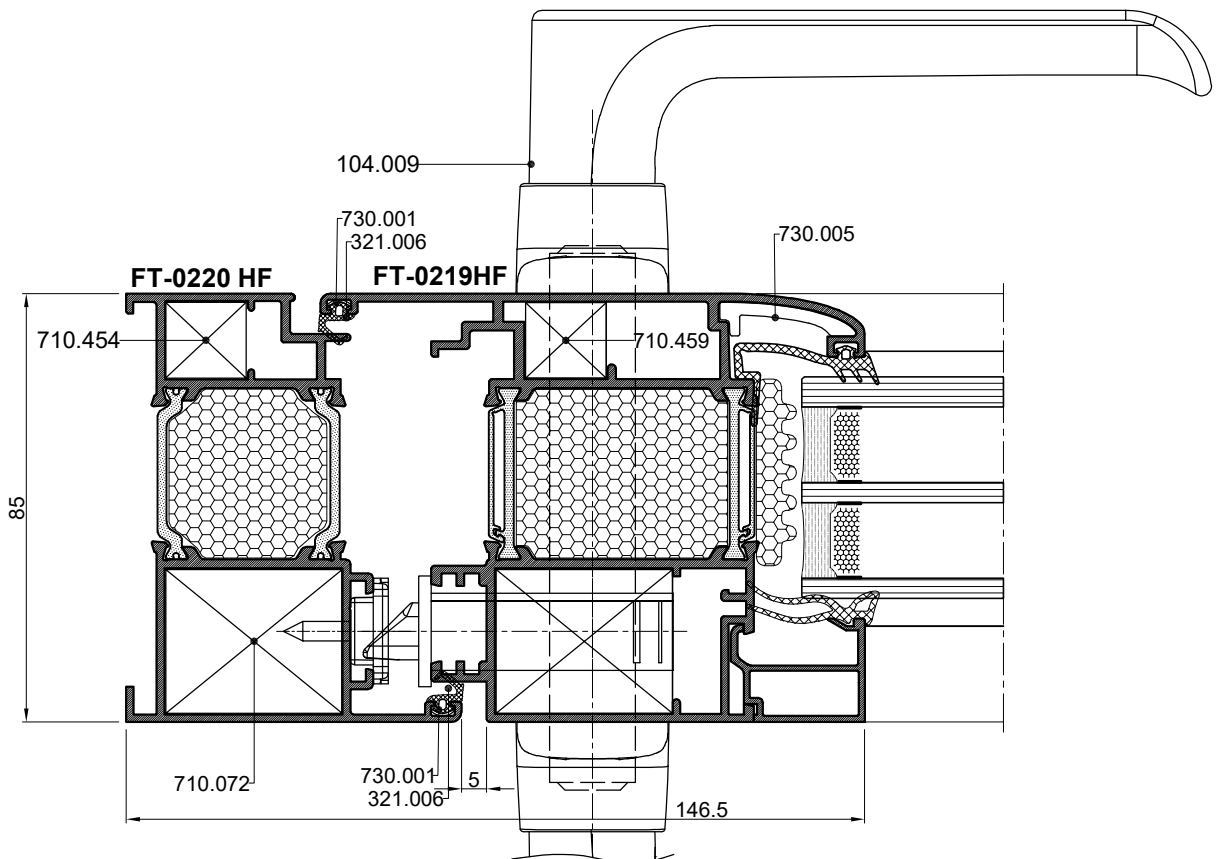
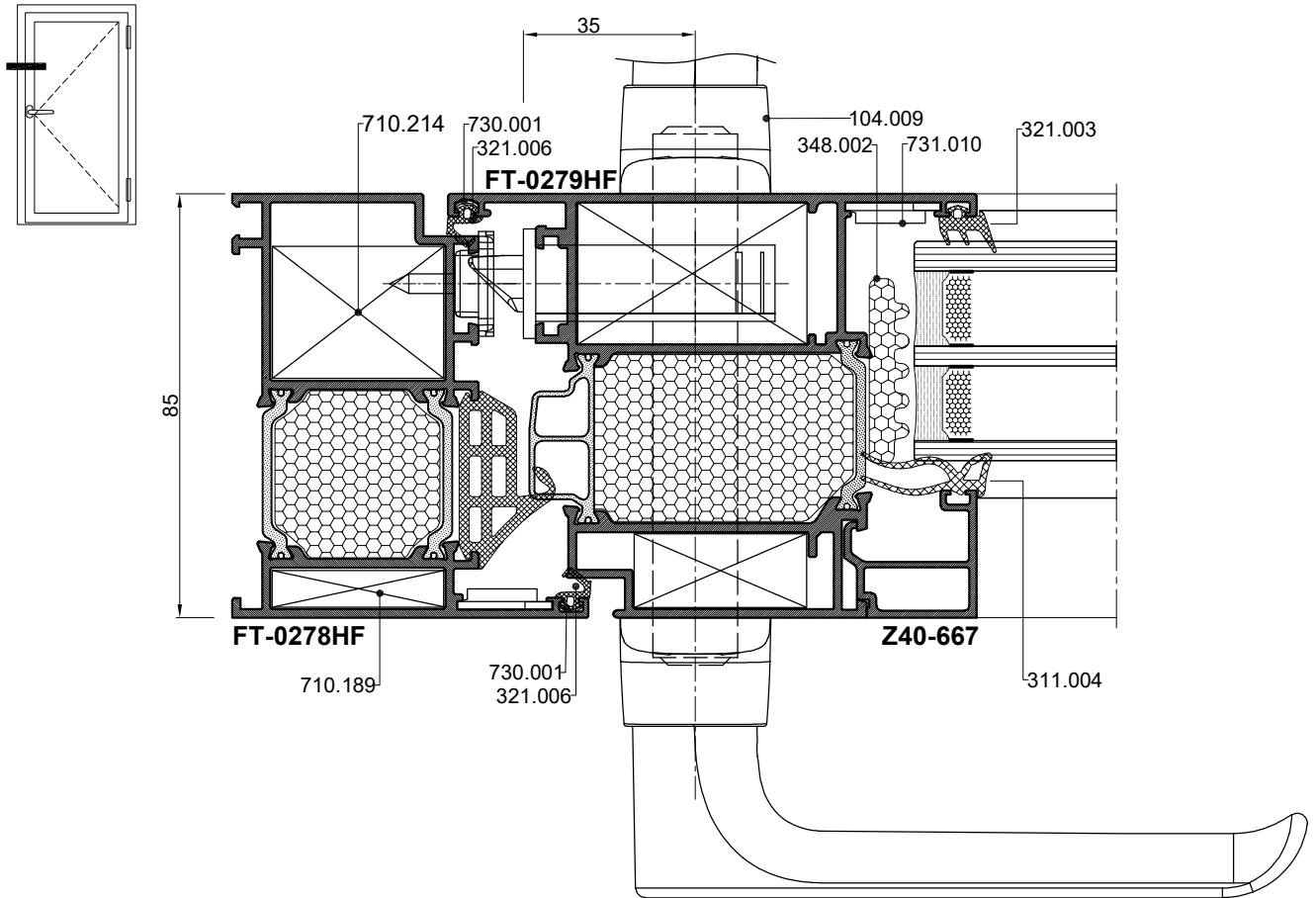


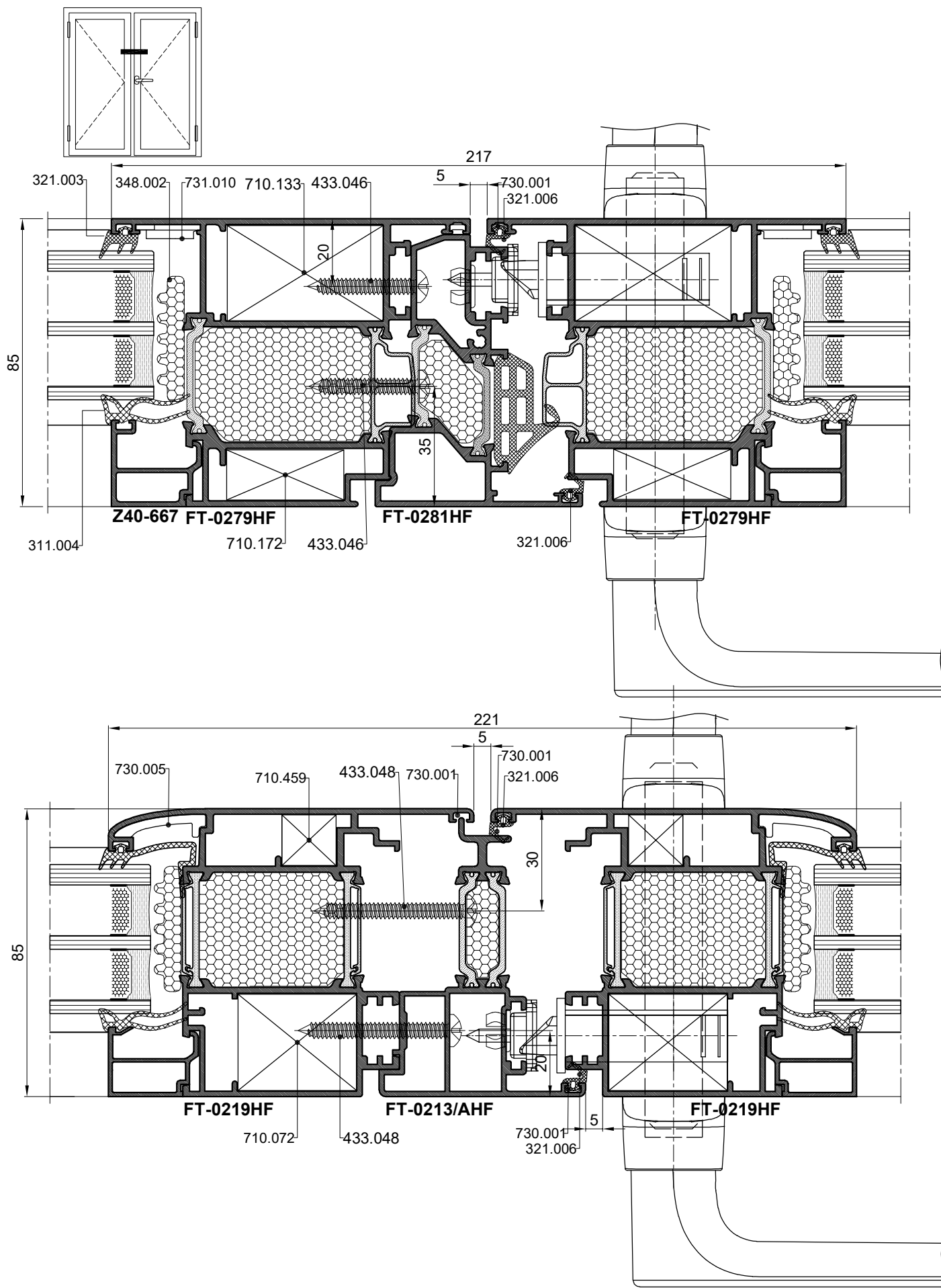


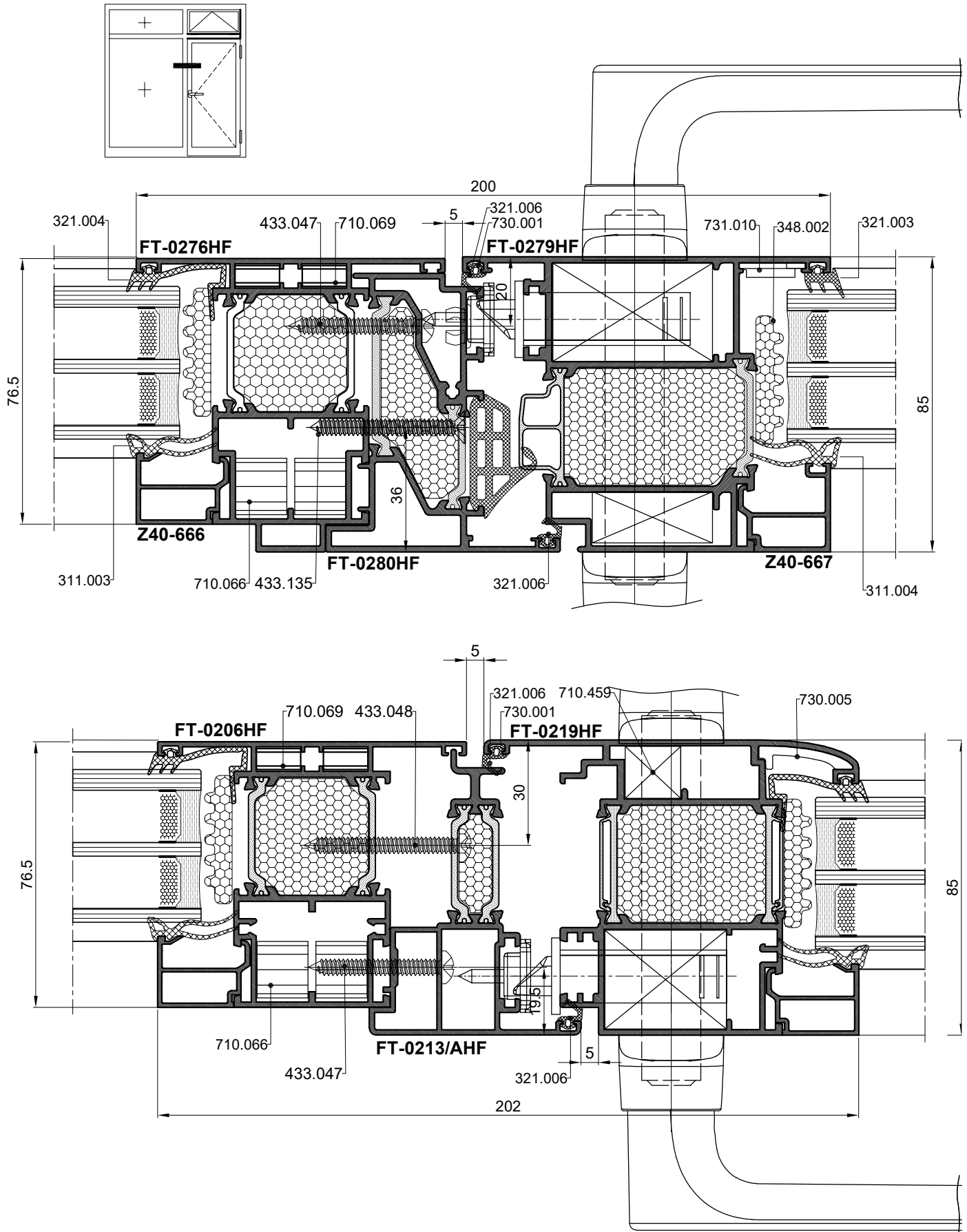


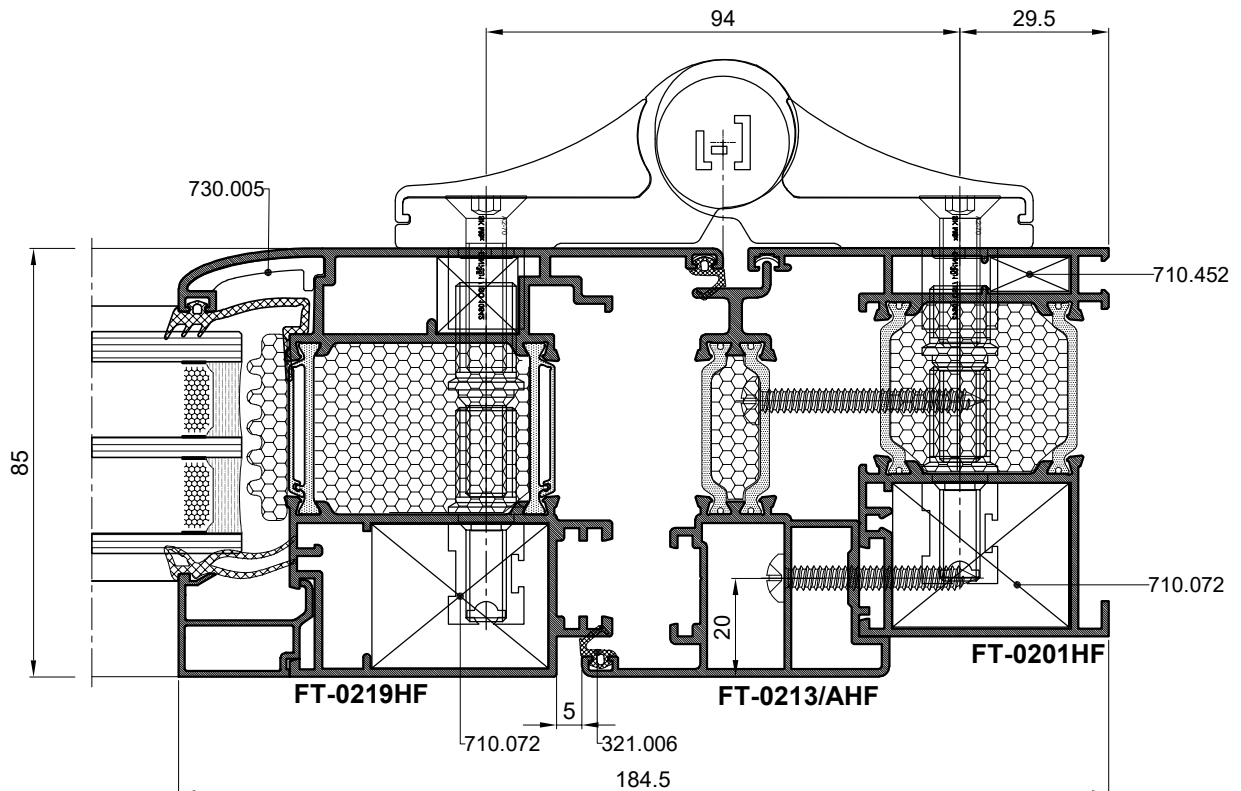
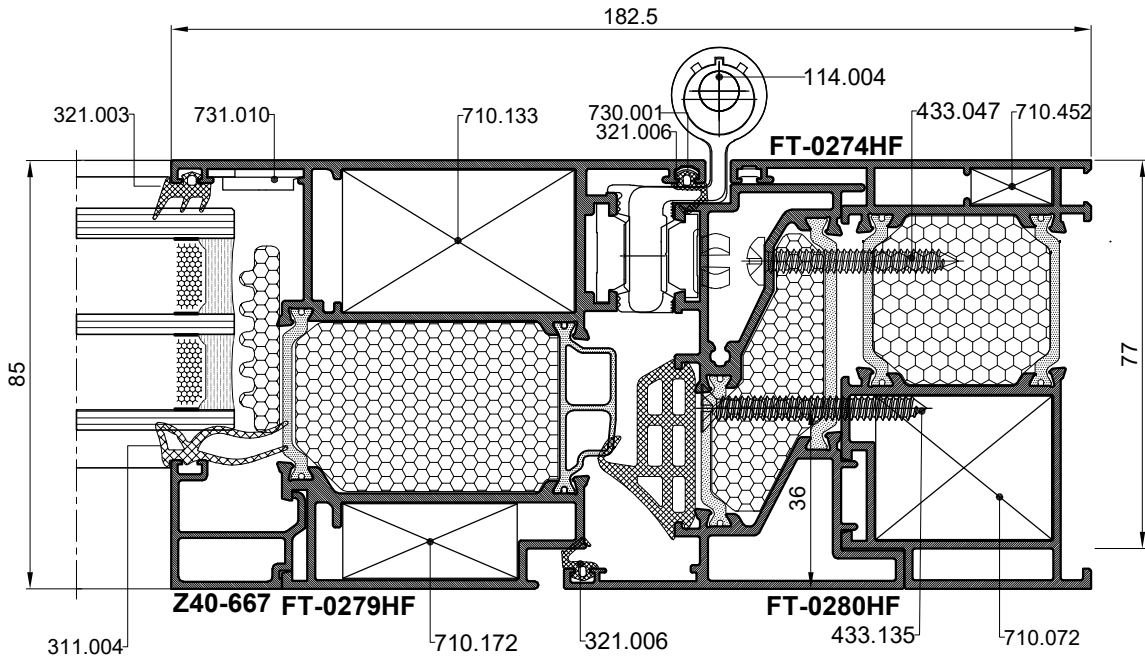
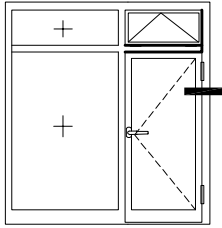





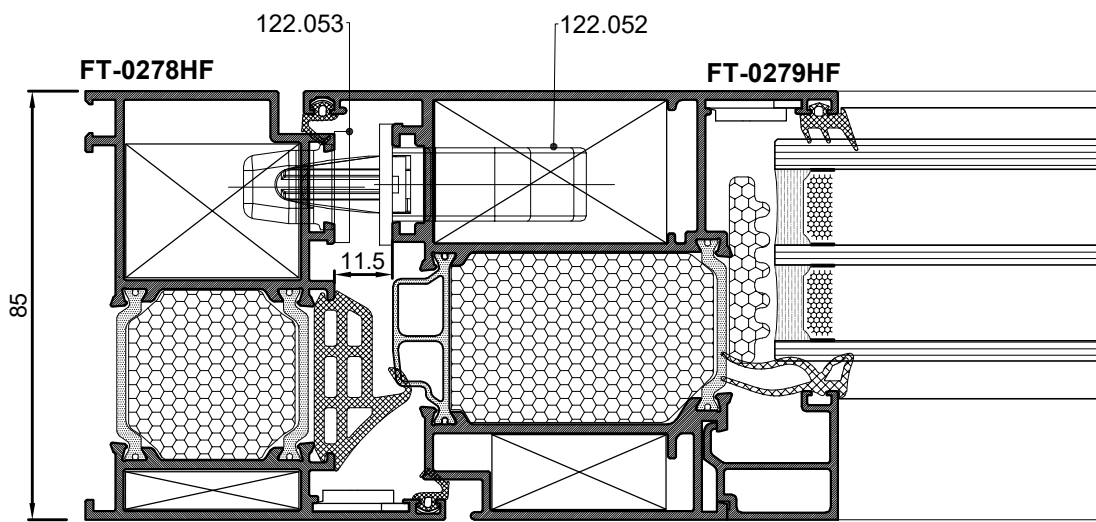
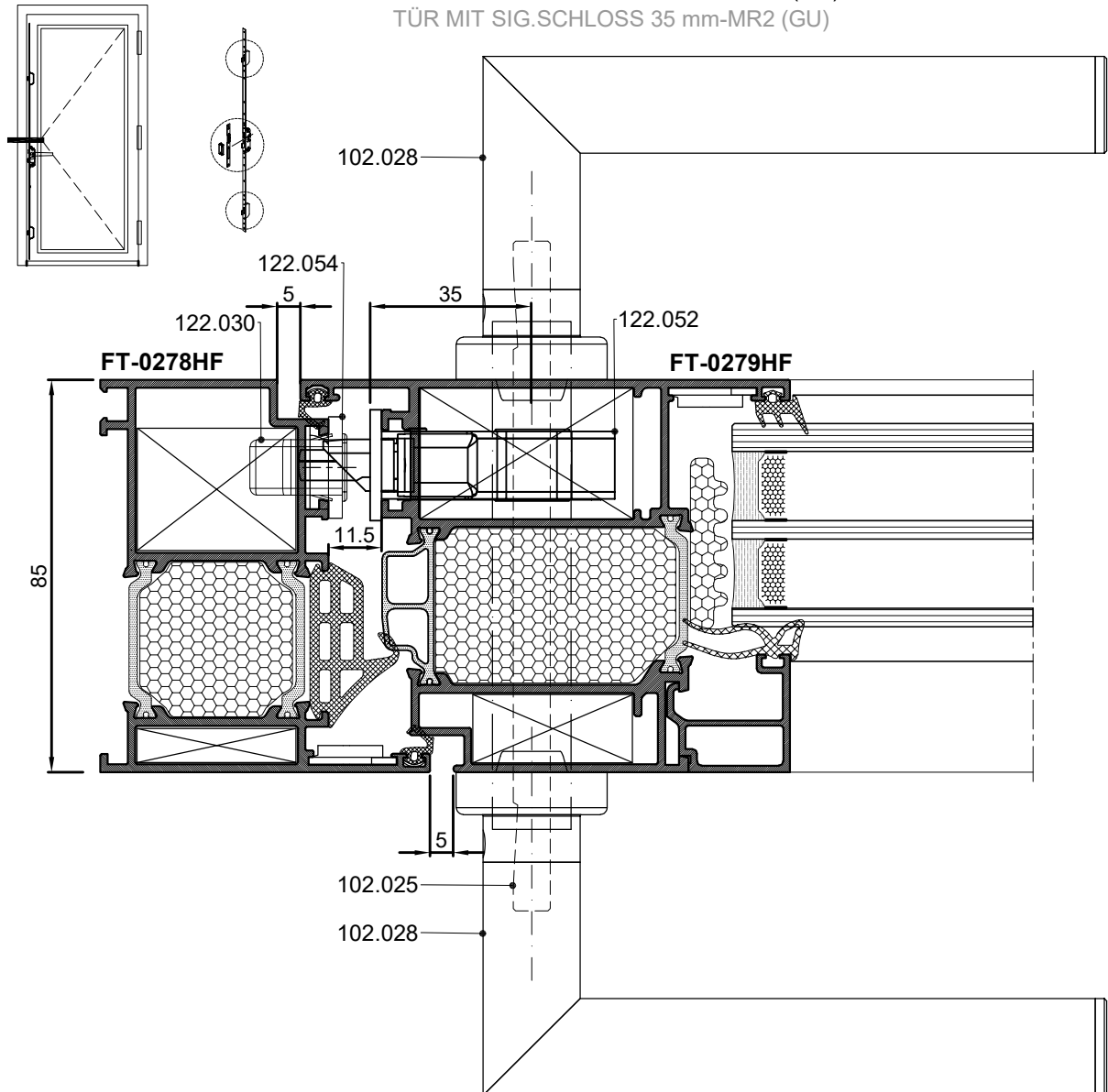






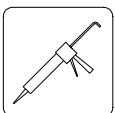
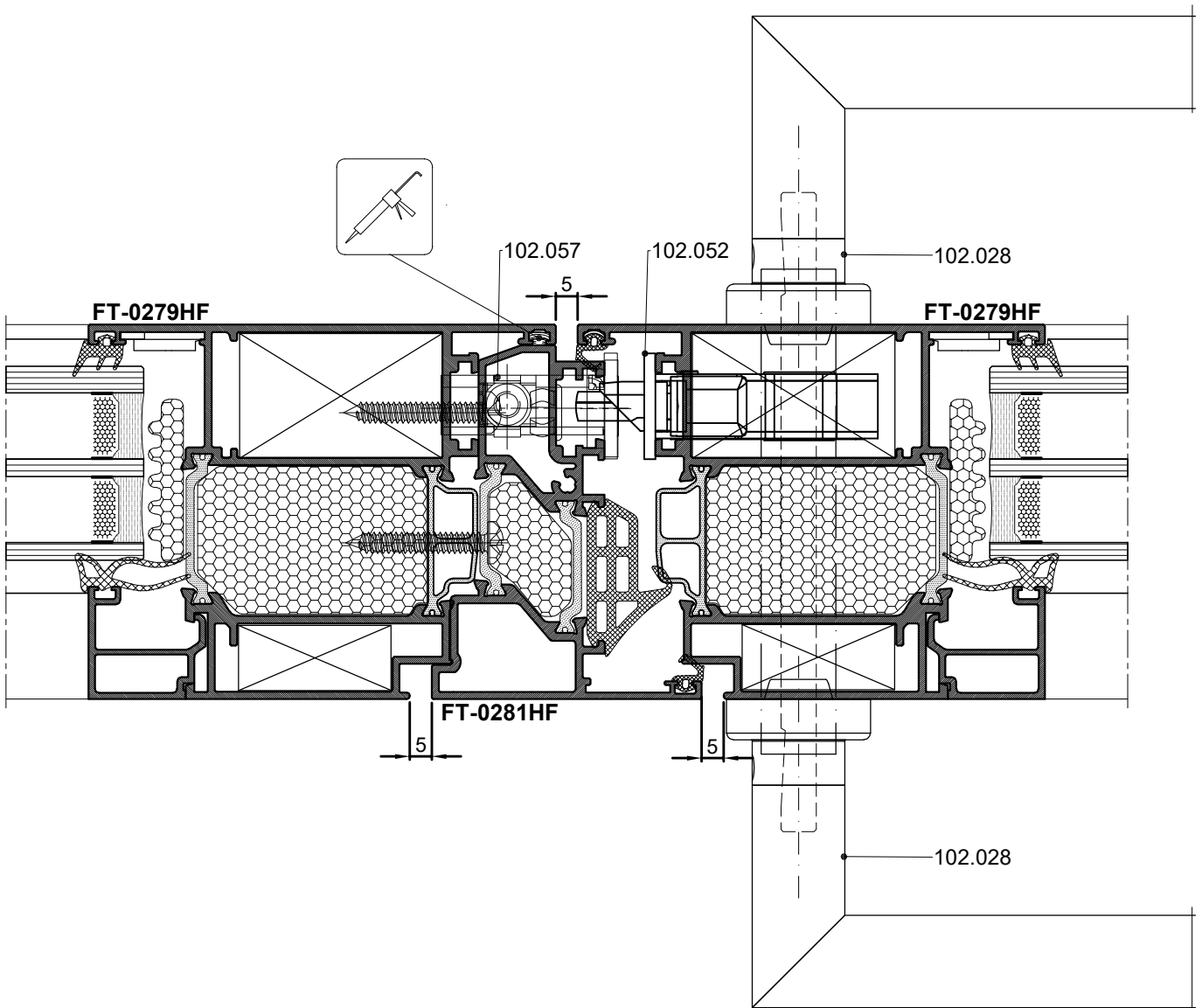
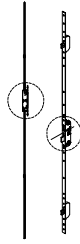
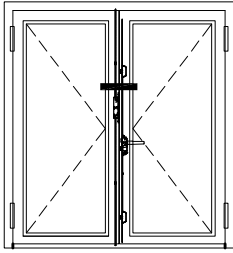


VRATA SA SIG.BRAVOM 35 mm-MR2 (GU)
TÜR MIT SIG.SCHLOSS 35 mm-MR2 (GU)

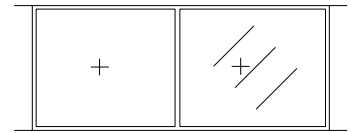

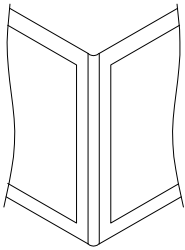
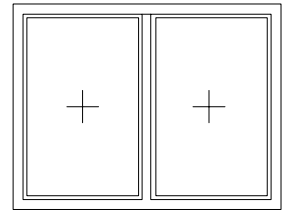
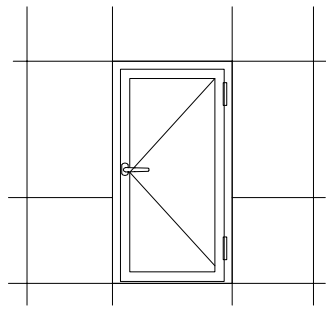
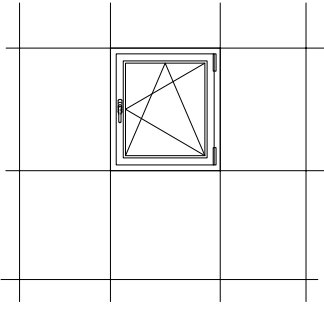


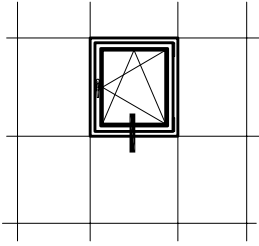
ljepilo za metal
(npr. Teroson MS 939)
metal glue
(eg. Teroson MS 939)

VRATA SA I SIG.BRAVOM 35 mm-MR2 (GU)
TÜR MIT SIG.SCHLOSS 35 mm-MR2 (GU)

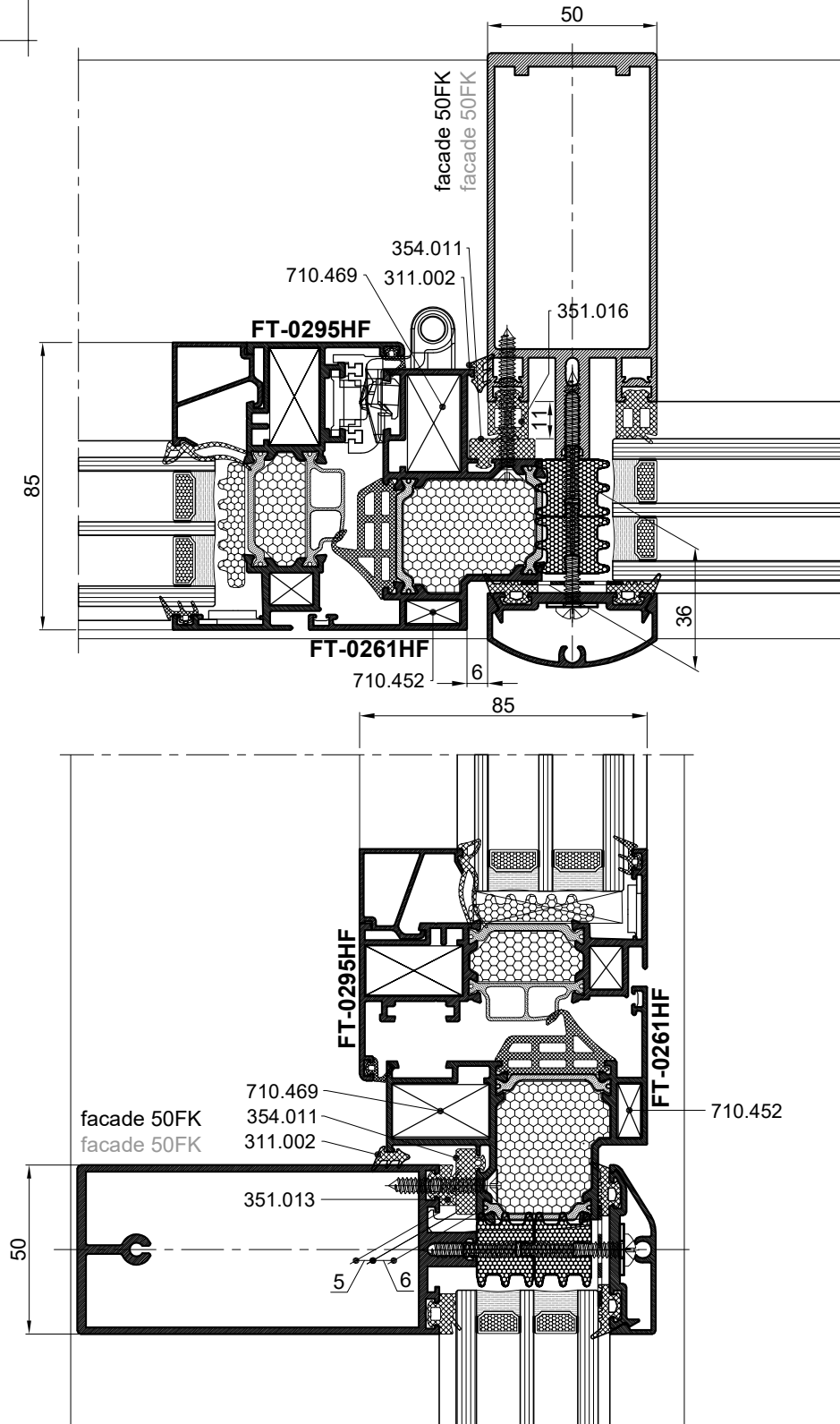


ljepilo za metal
(npr. Teroson MS 939)
metal glue
(eg. Teroson MS 939)

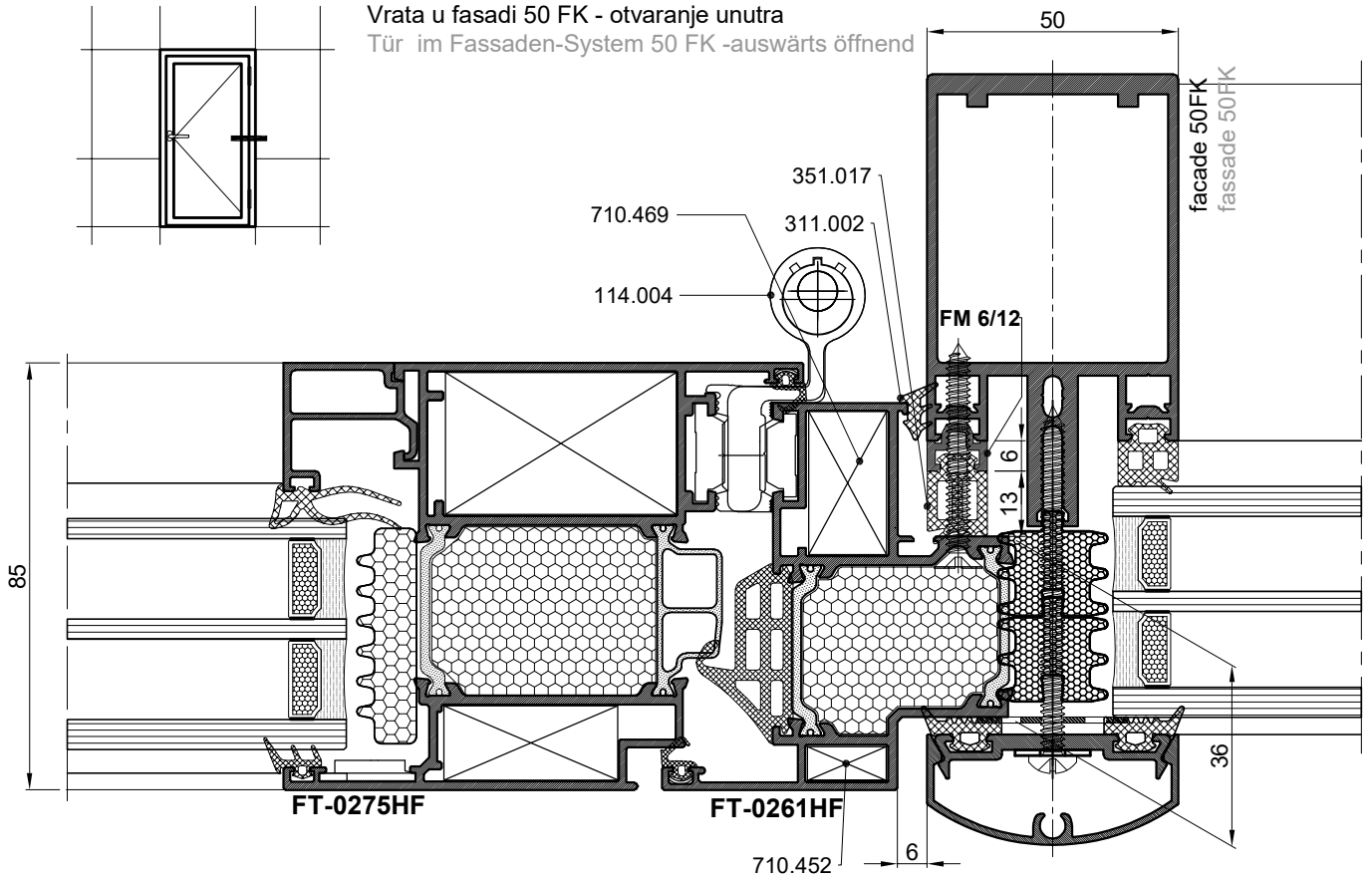




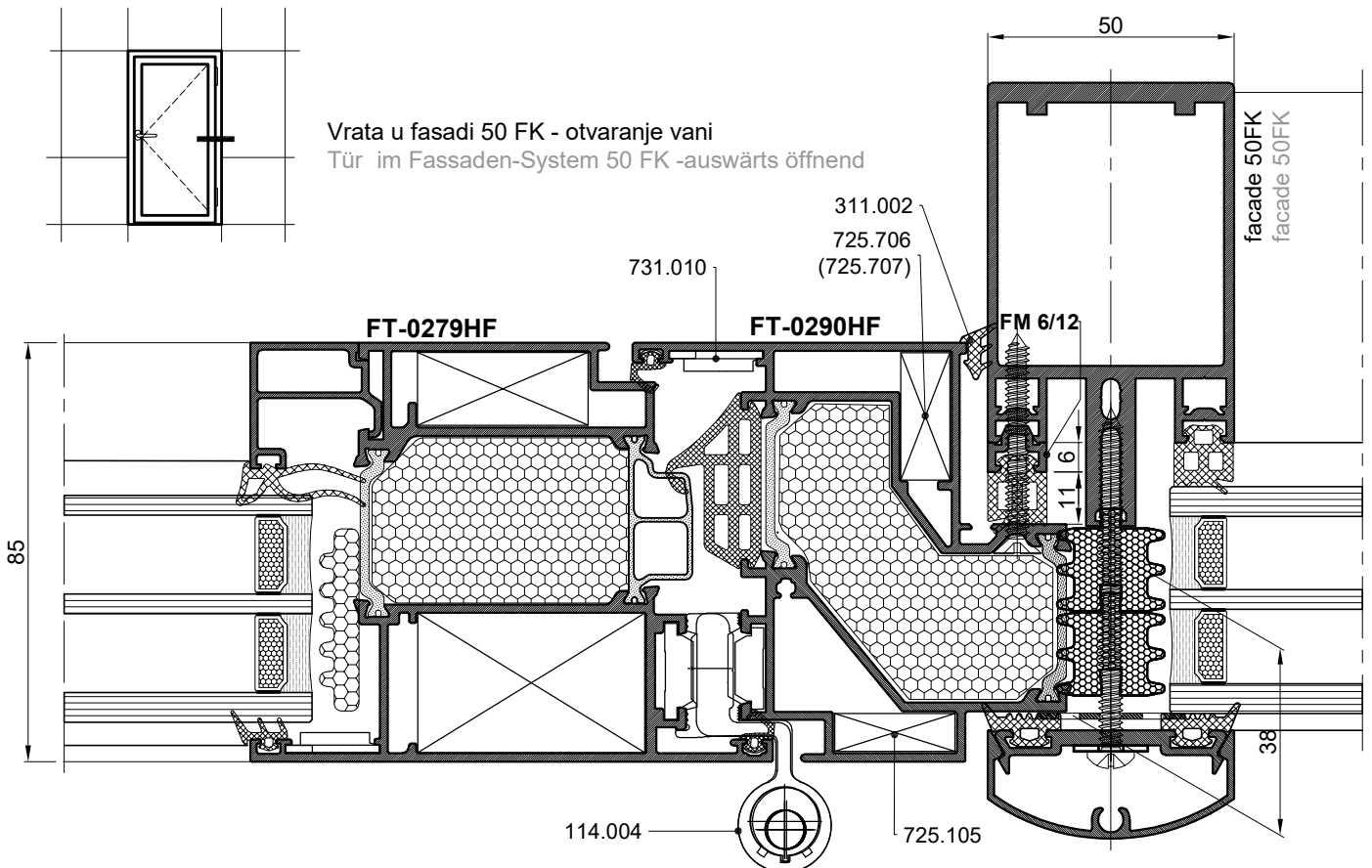
Prozor u fasadi 50 FK
Fenster im Fassaden-System 50 FK

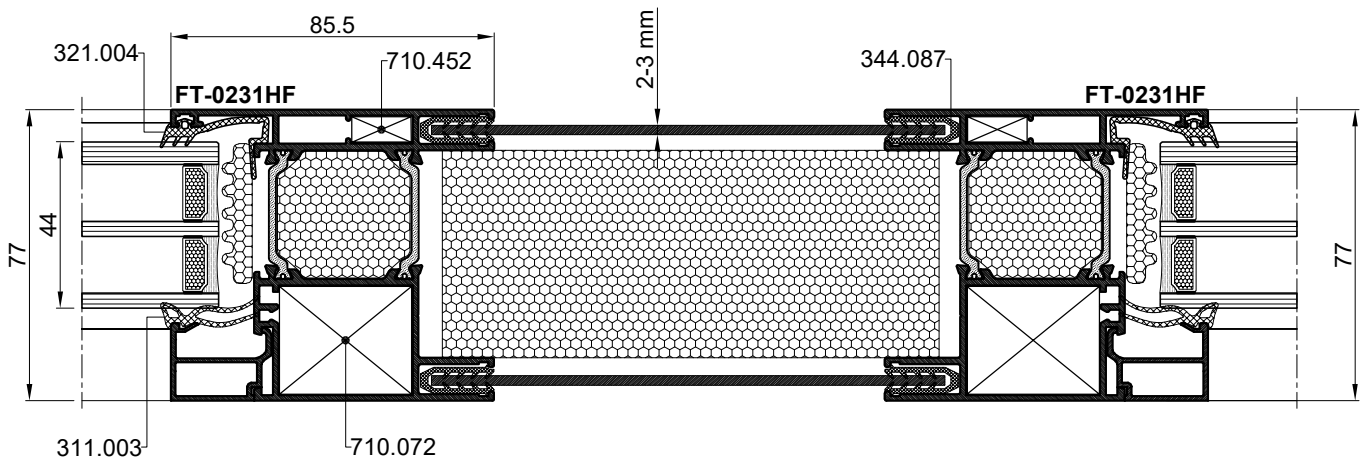
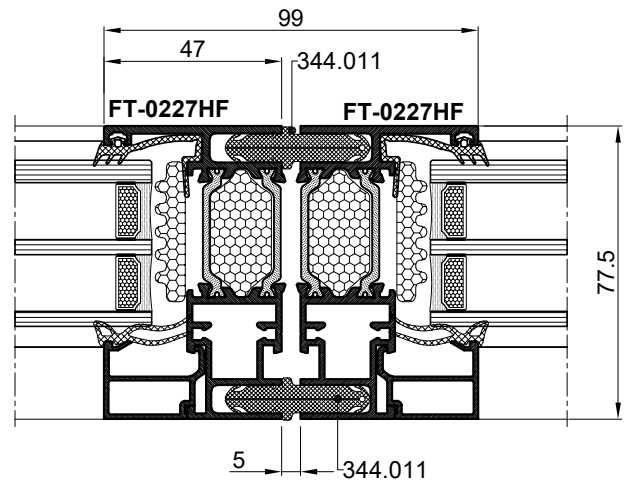
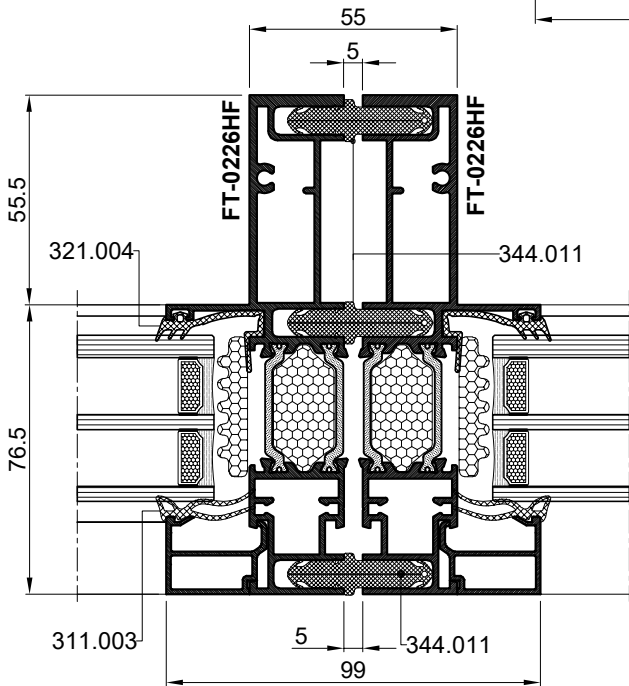
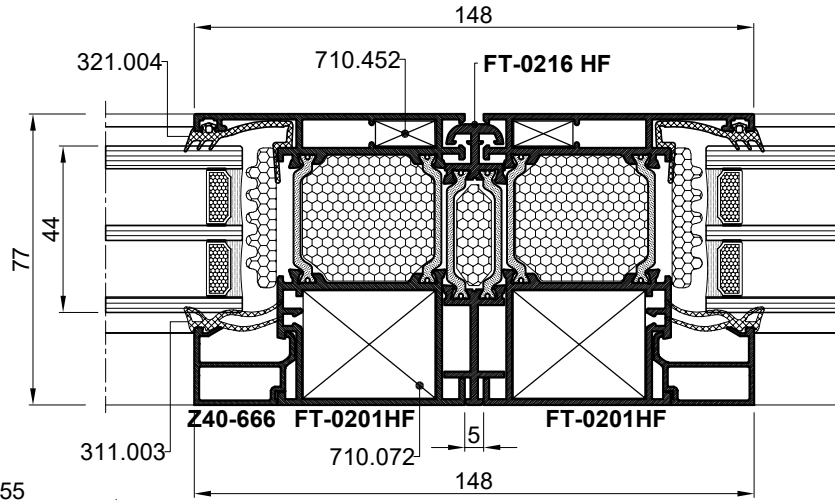
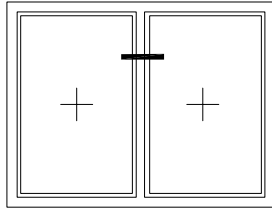


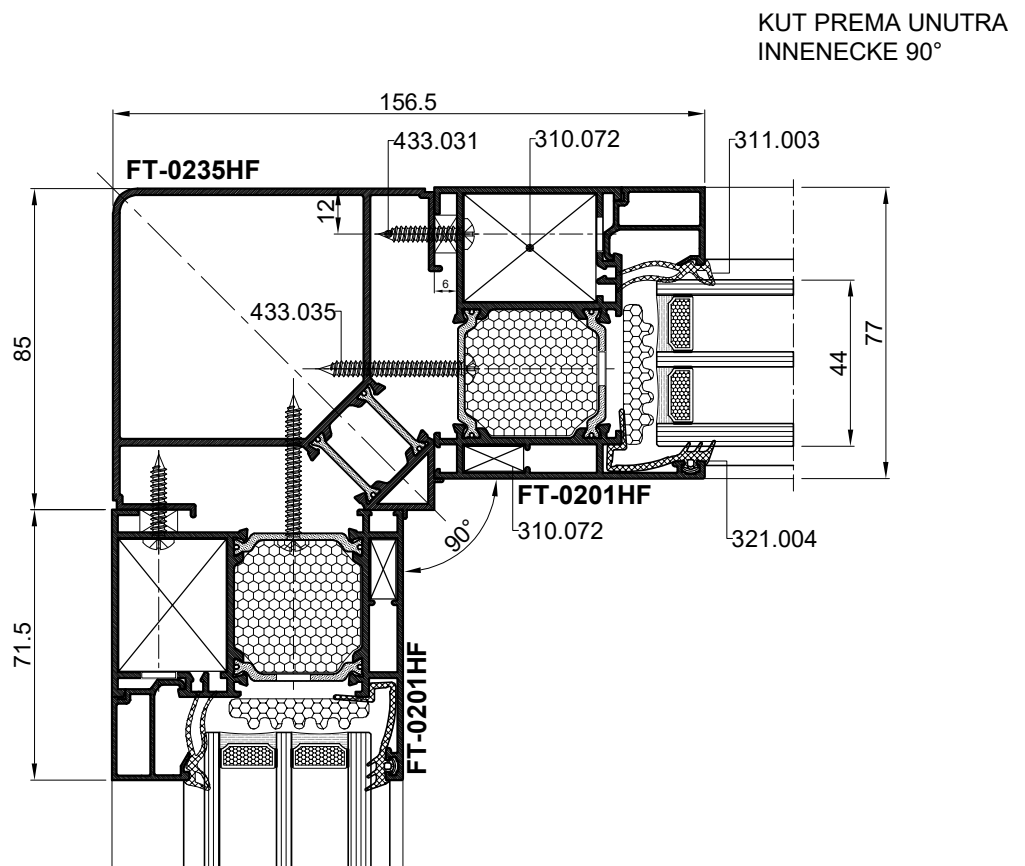
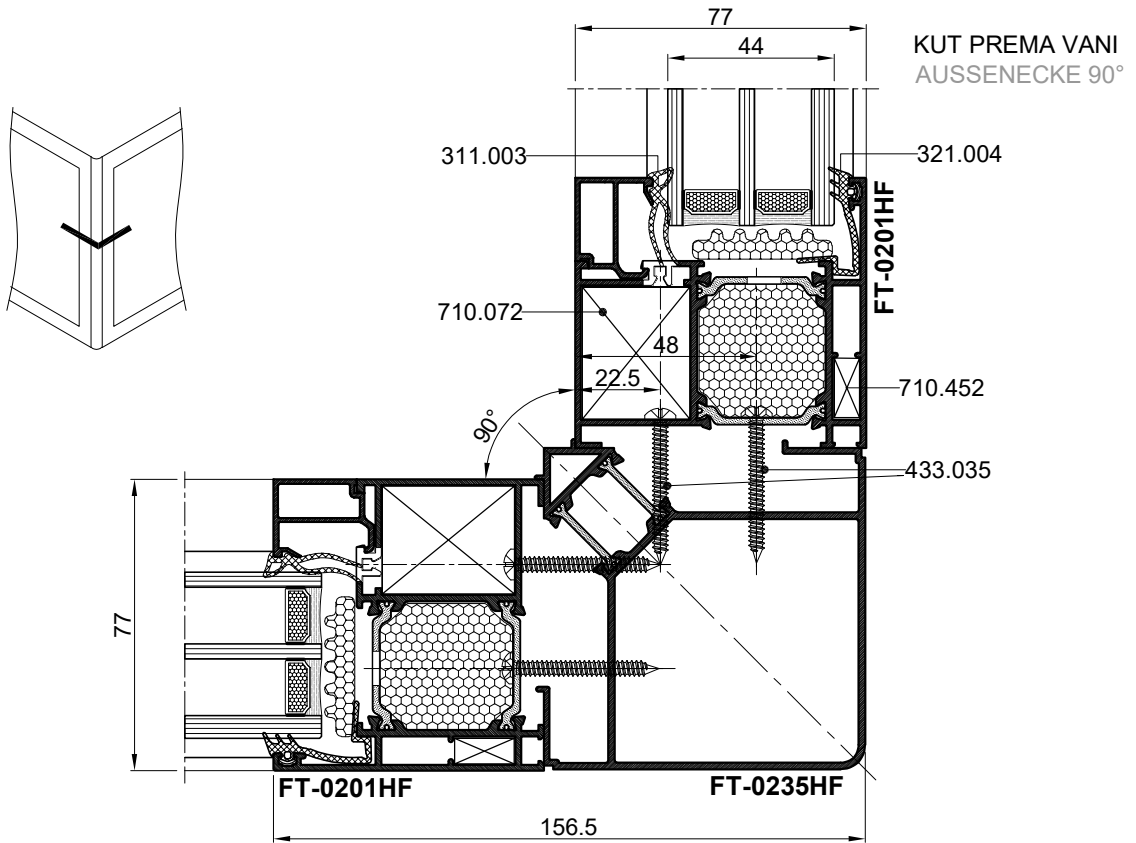
Vrata u fasadi 50 FK - otvaranje unutra
Tür im Fassaden-System 50 FK -auswärts öffnend

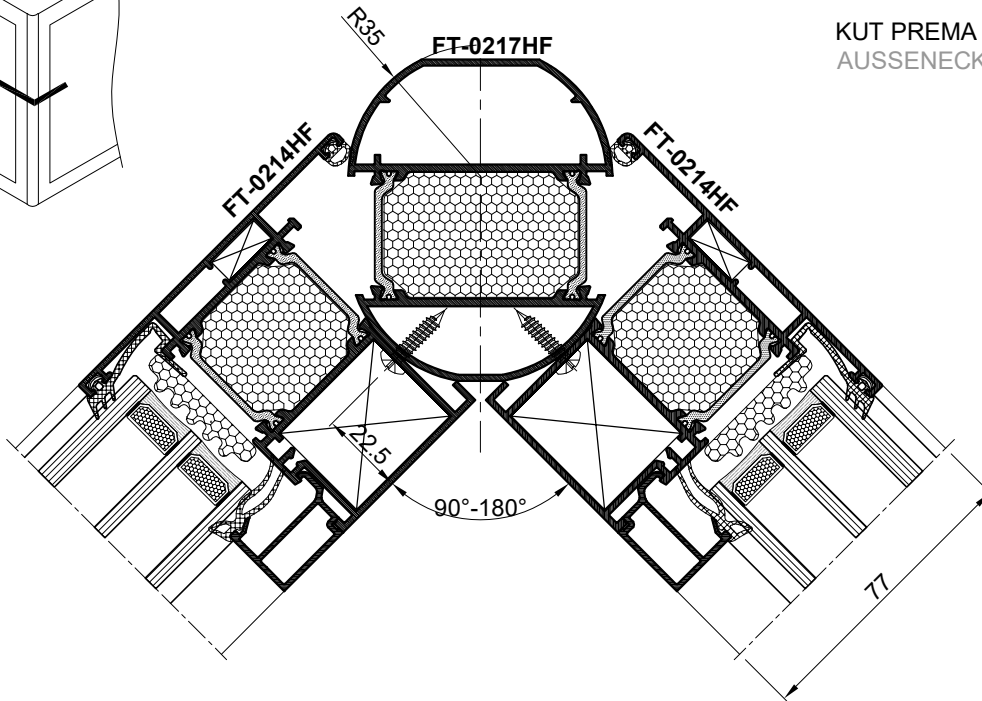
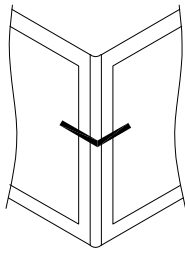


Vrata u fasadi 50 FK - otvaranje vani
Tür im Fassaden-System 50 FK -auswärts öffnend

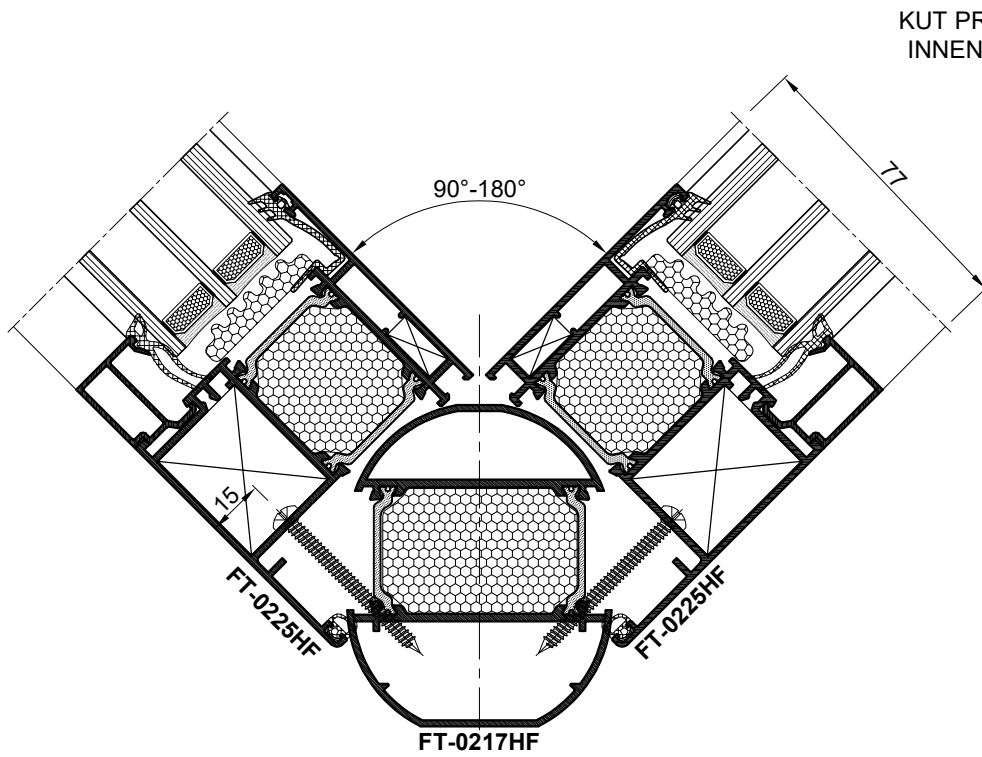








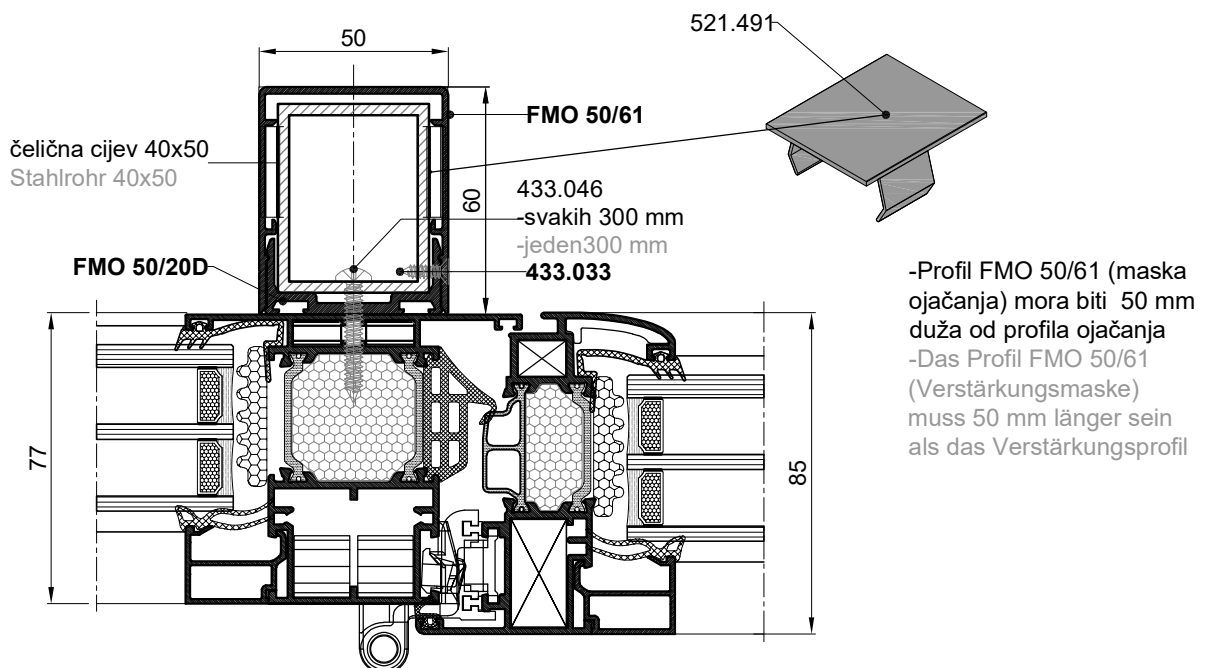
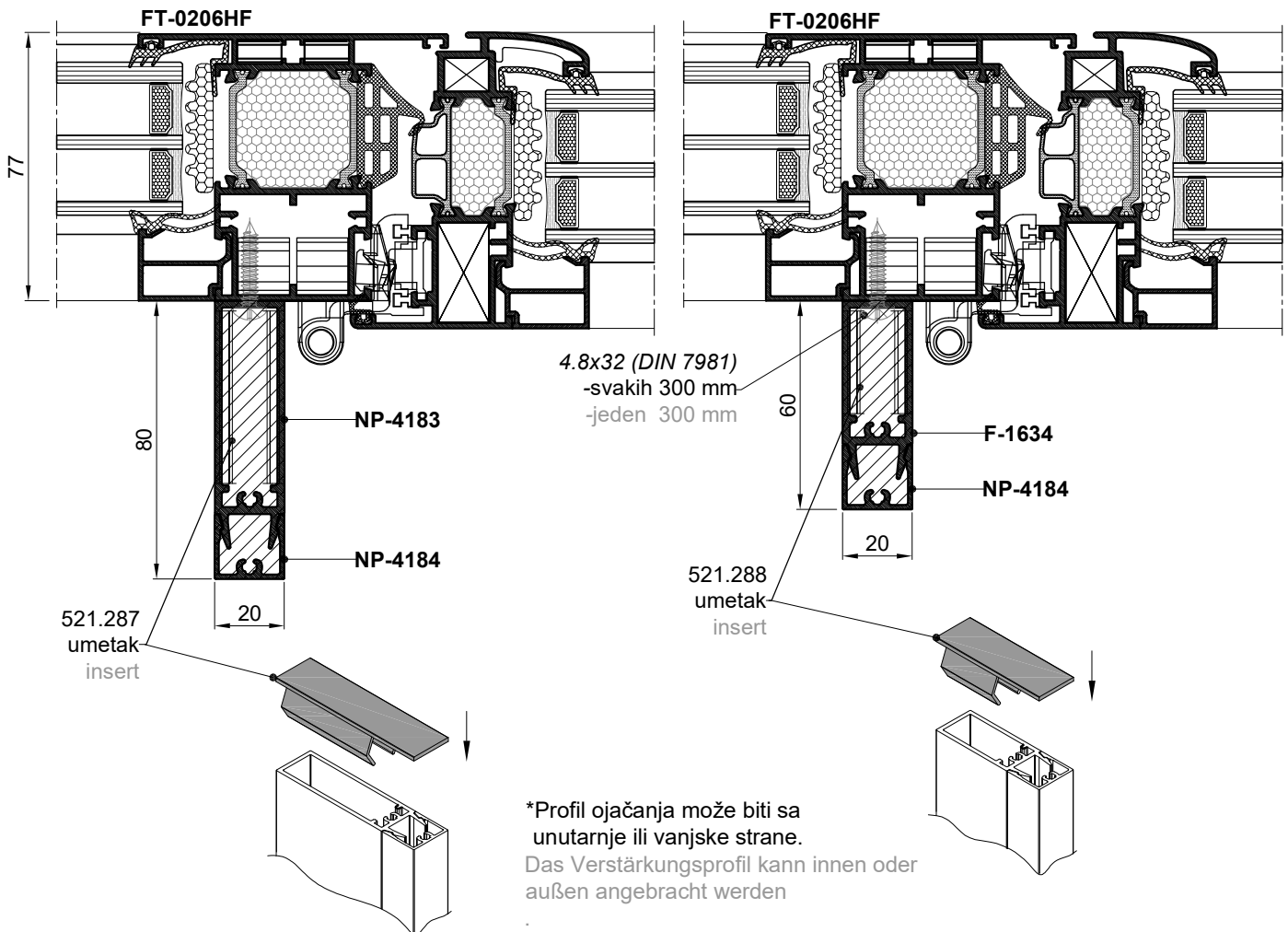
KUT PREMA VANI
AUSSENECKE



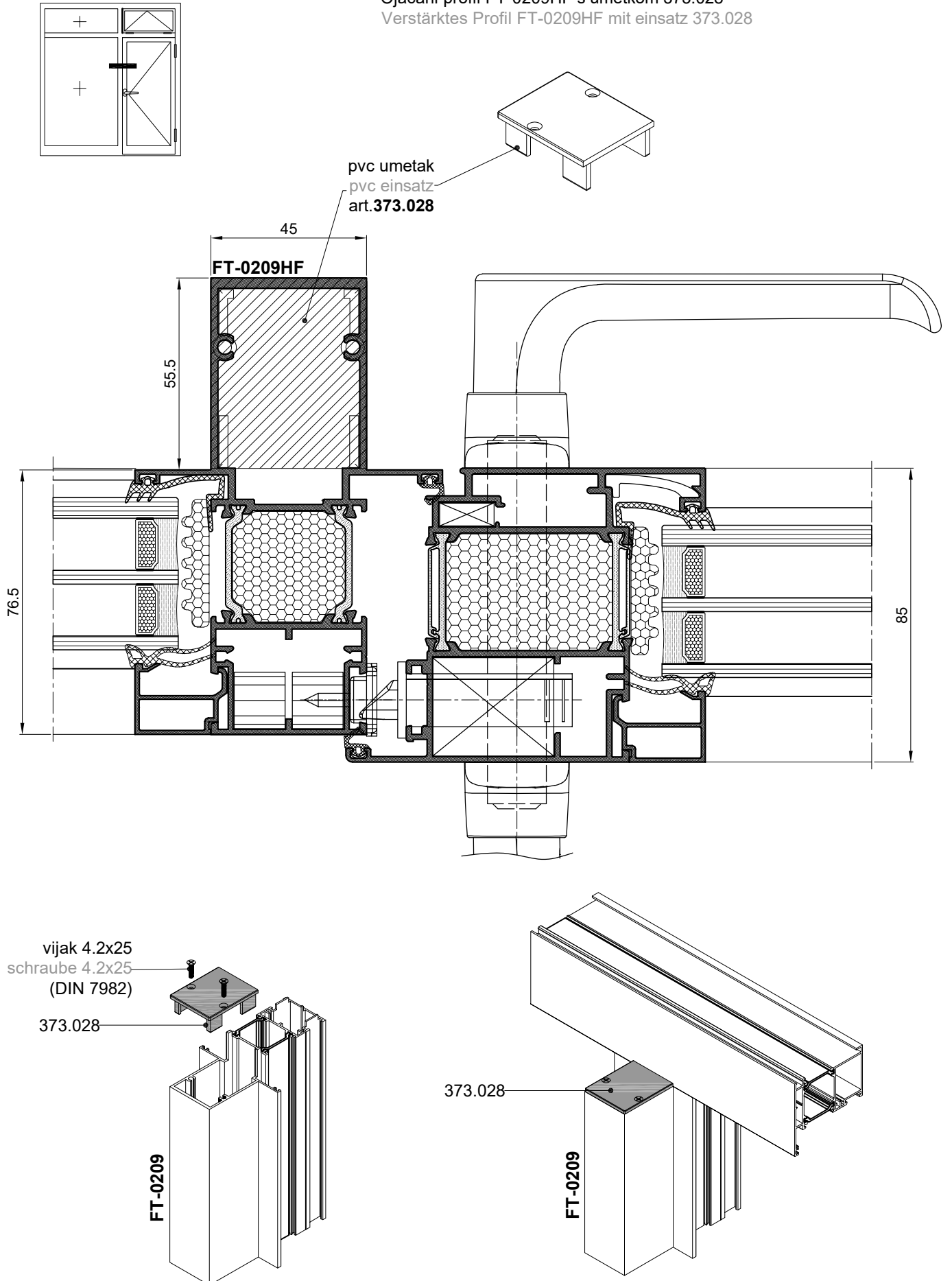
KUT PREMA UNUTRA
INNENECKE

Ojačanje 80 mm
Verstärkungsprofile 80 mm

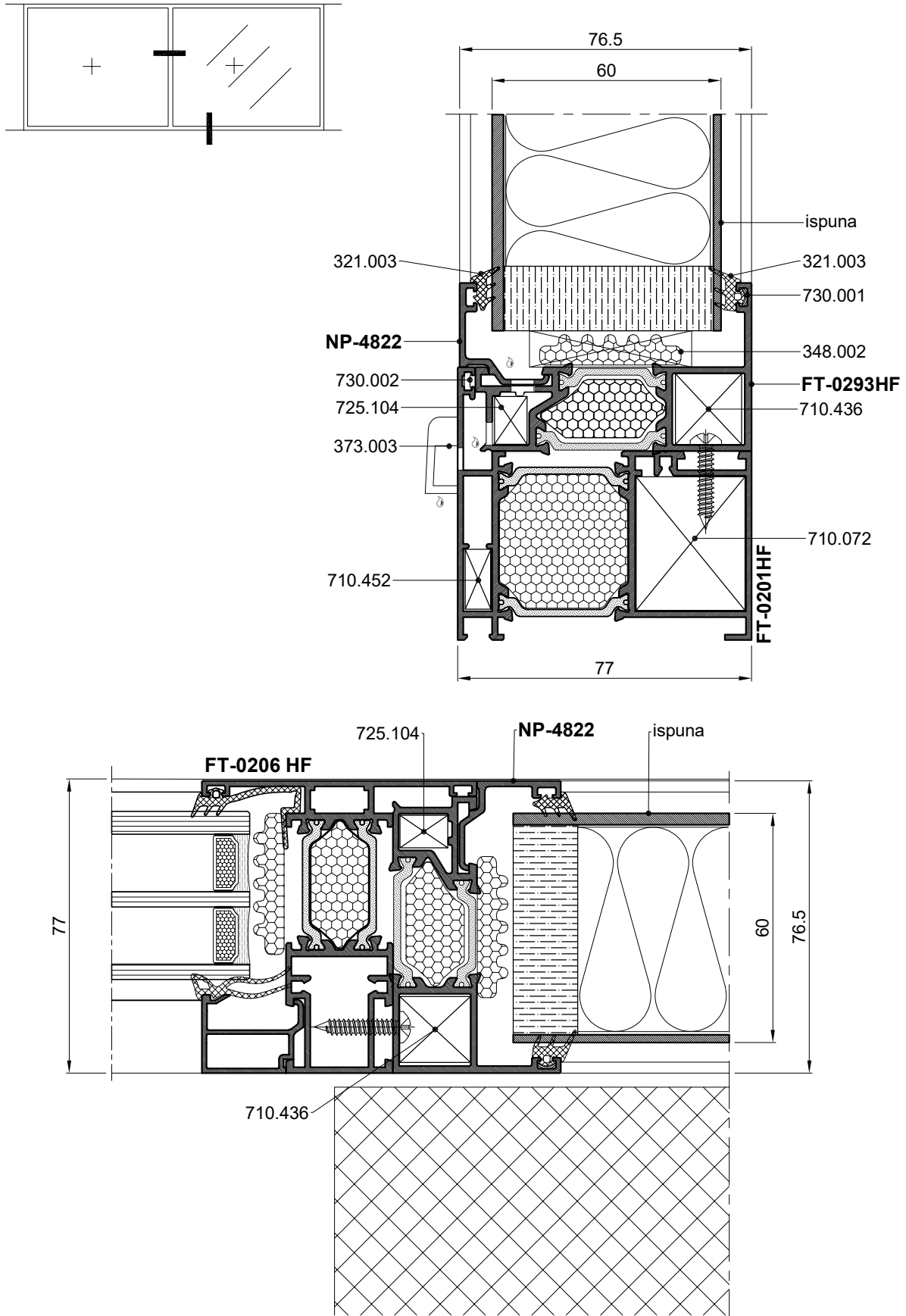
Ojačanje 60 mm
Verstärkungsprofile 60 mm

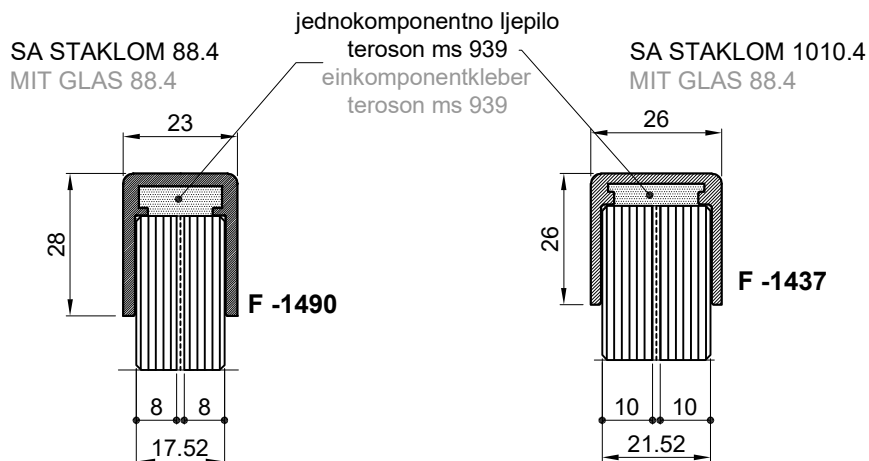
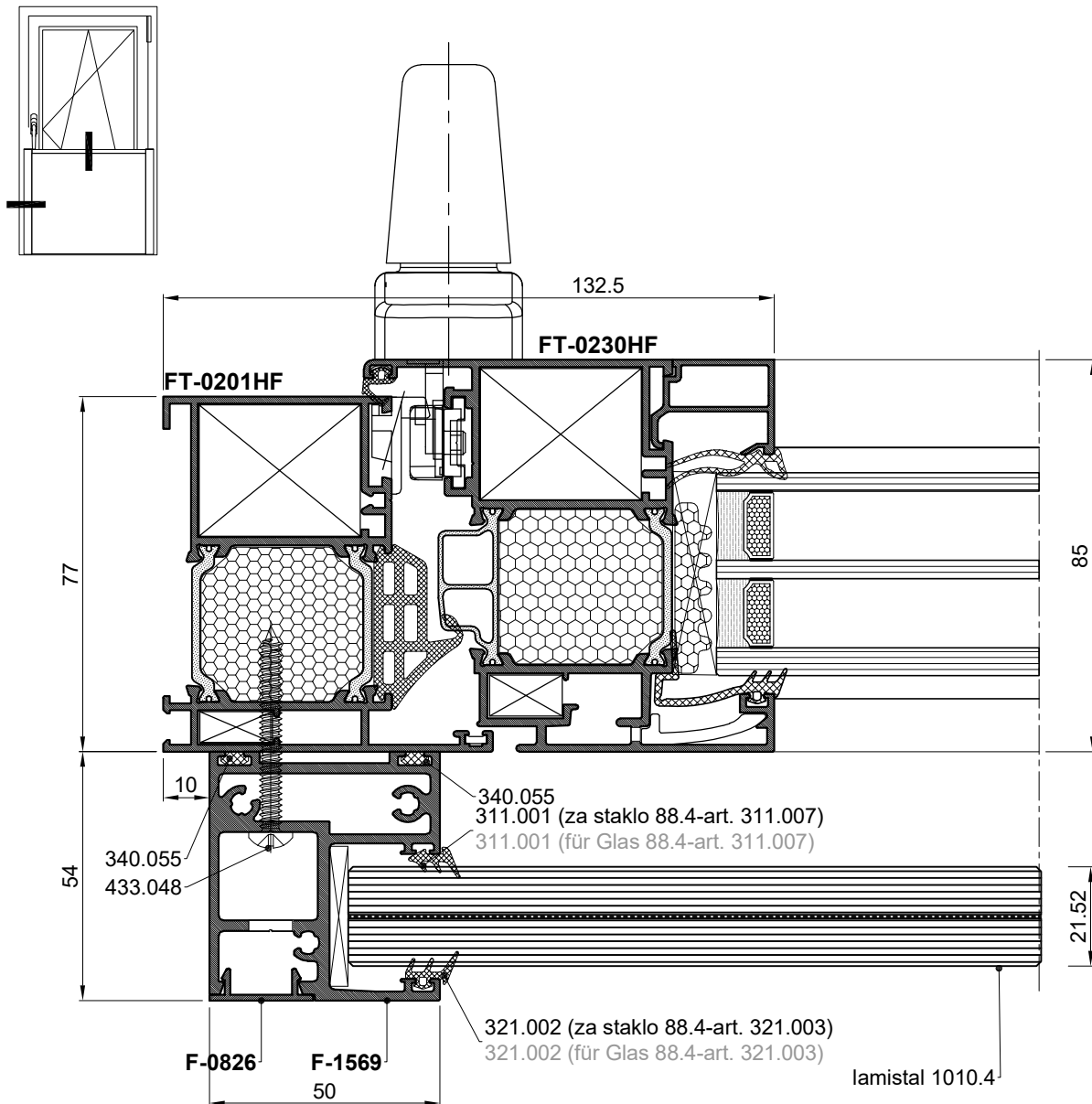



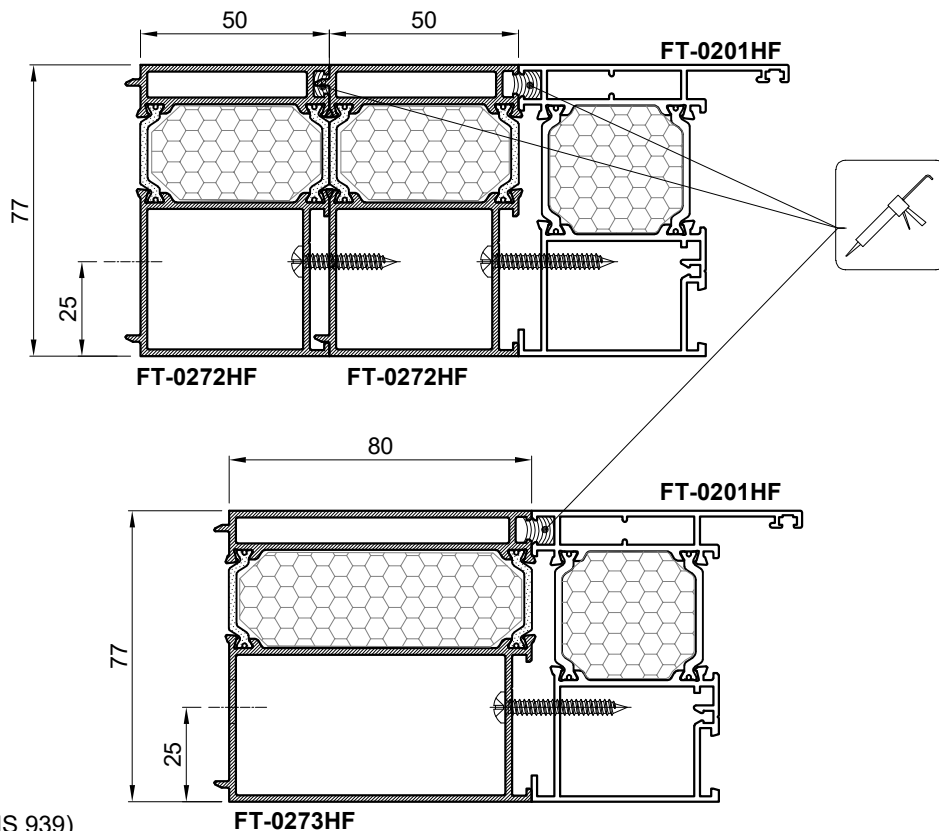
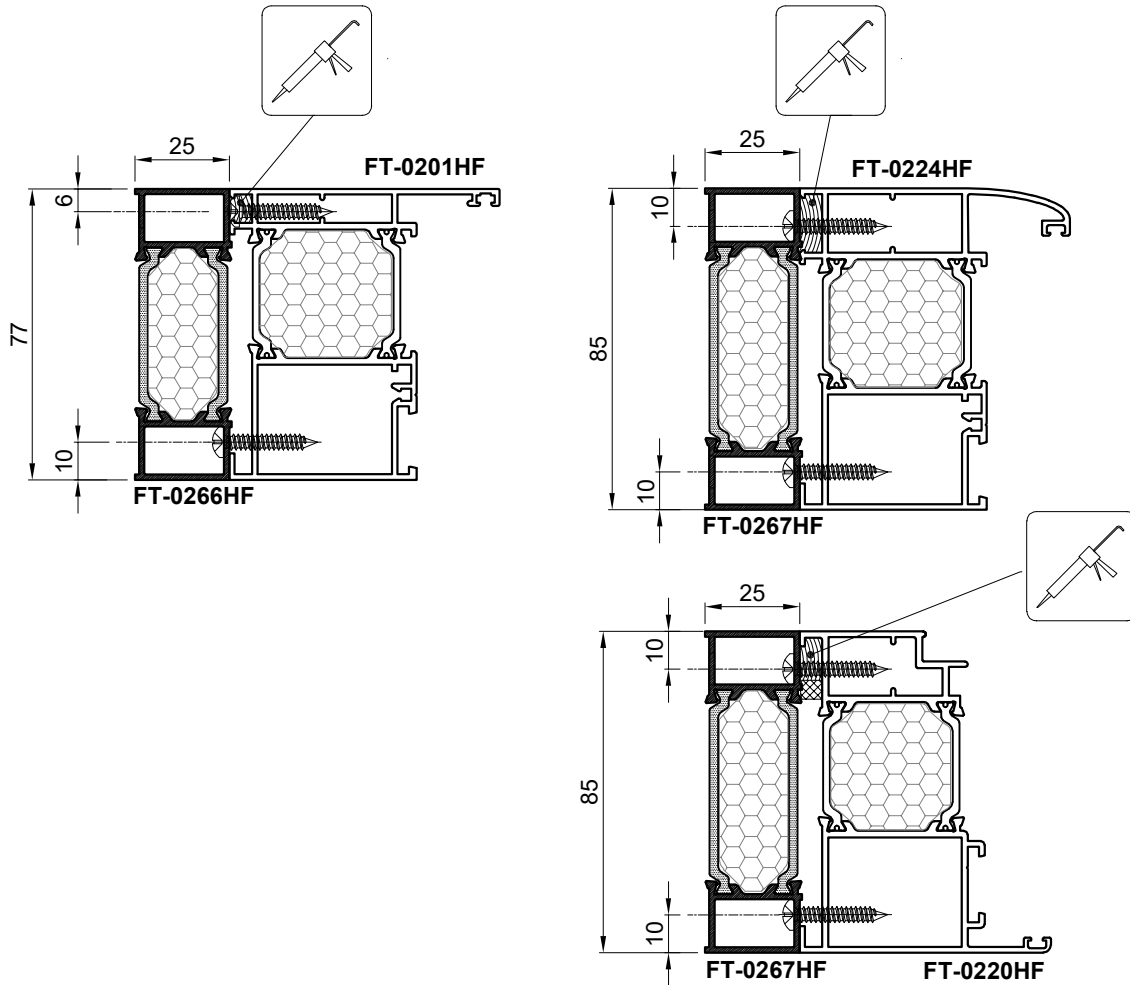
Ojačani profil FT-0209HF s umetkom 373.028
Verstärktes Profil FT-0209HF mit einsatz 373.028



Detalj ostaklivanja s vanjske strane
Detail der Verglasung an der Außenseite





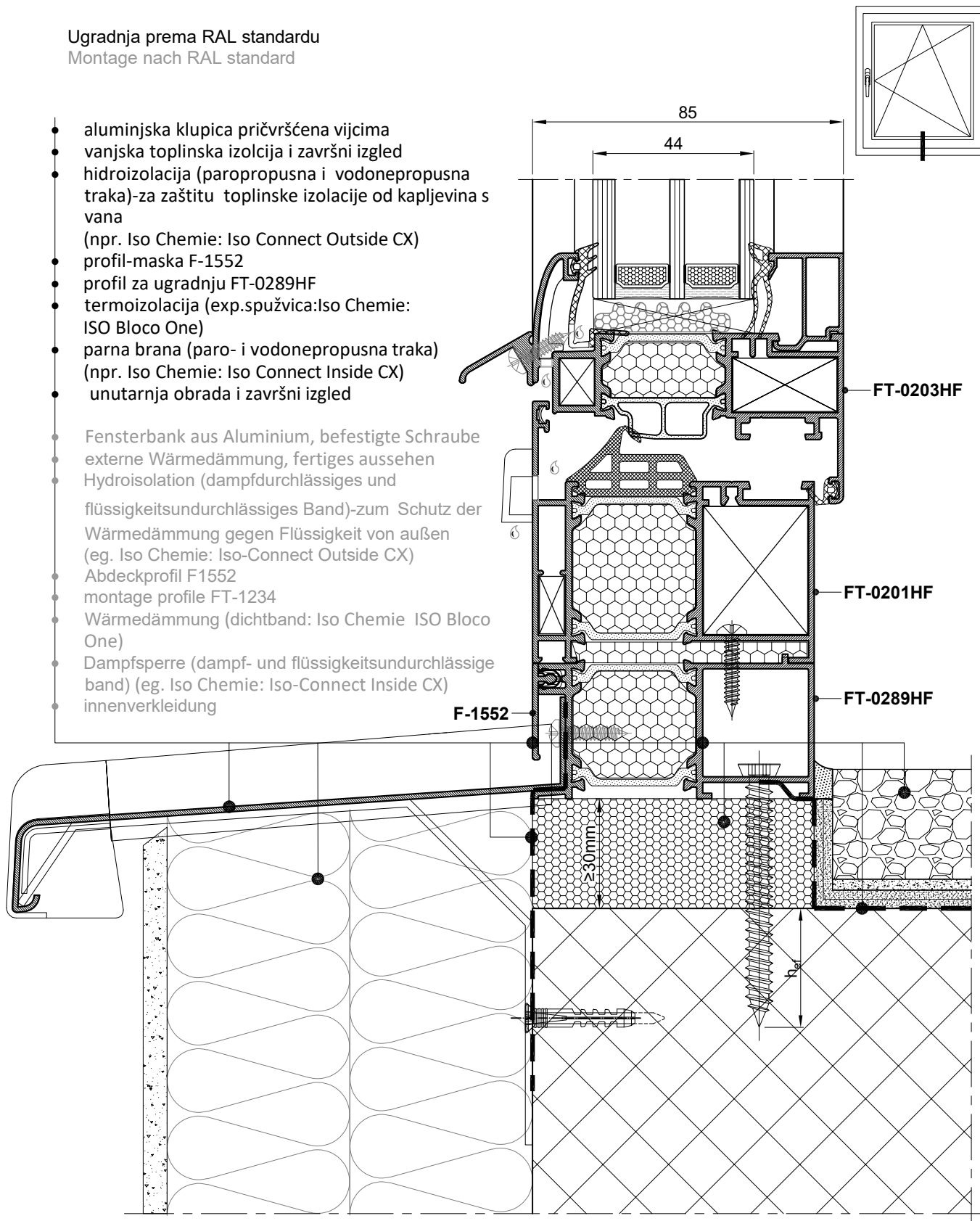


ljepilo za metal
(npr. Teroson MS 939)
metallkleber
(zum Beispiel Teroson MS 939)

Ugradnja prema RAL standardu
Montage nach RAL standard

- aluminjska klupica pričvršćena vijcima
- vanjska toplinska izolacija i završni izgled
- hidroizolacija (paropropusna i vodonepropusna traka)-za zaštitu toplinske izolacije od kapljevina s vana
(npr. Iso Chemie: Iso Connect Outside CX)
- profil-masku F-1552
- profil za ugradnju FT-0289HF
- termoizolacija (exp.spužvica: Iso Chemie: ISO Bloco One)
- parna brana (paro- i vodonepropusna traka)
(npr. Iso Chemie: Iso Connect Inside CX)
- unutarnja obrada i završni izgled

- Fensterbank aus Aluminium, befestigte Schraube
- externe Wärmedämmung, fertiges aussehen
- Hydroisolation (dampfdurchlässiges und flüssigkeitsundurchlässiges Band)-zum Schutz der Wärmedämmung gegen Flüssigkeit von außen
(eg. Iso Chemie: Iso-Connect Outside CX)
- Abdeckprofil F1552
- montage profile FT-1234
- Wärmedämmung (dichtband: Iso Chemie ISO Bloco One)
- Dampfsperre (dampf- und flüssigkeitsundurchlässige band) (eg. Iso Chemie: Iso-Connect Inside CX)
- innenverkleidung

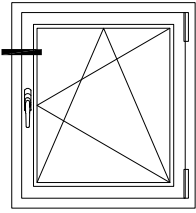


Koeficijent prolaza topline presjeka

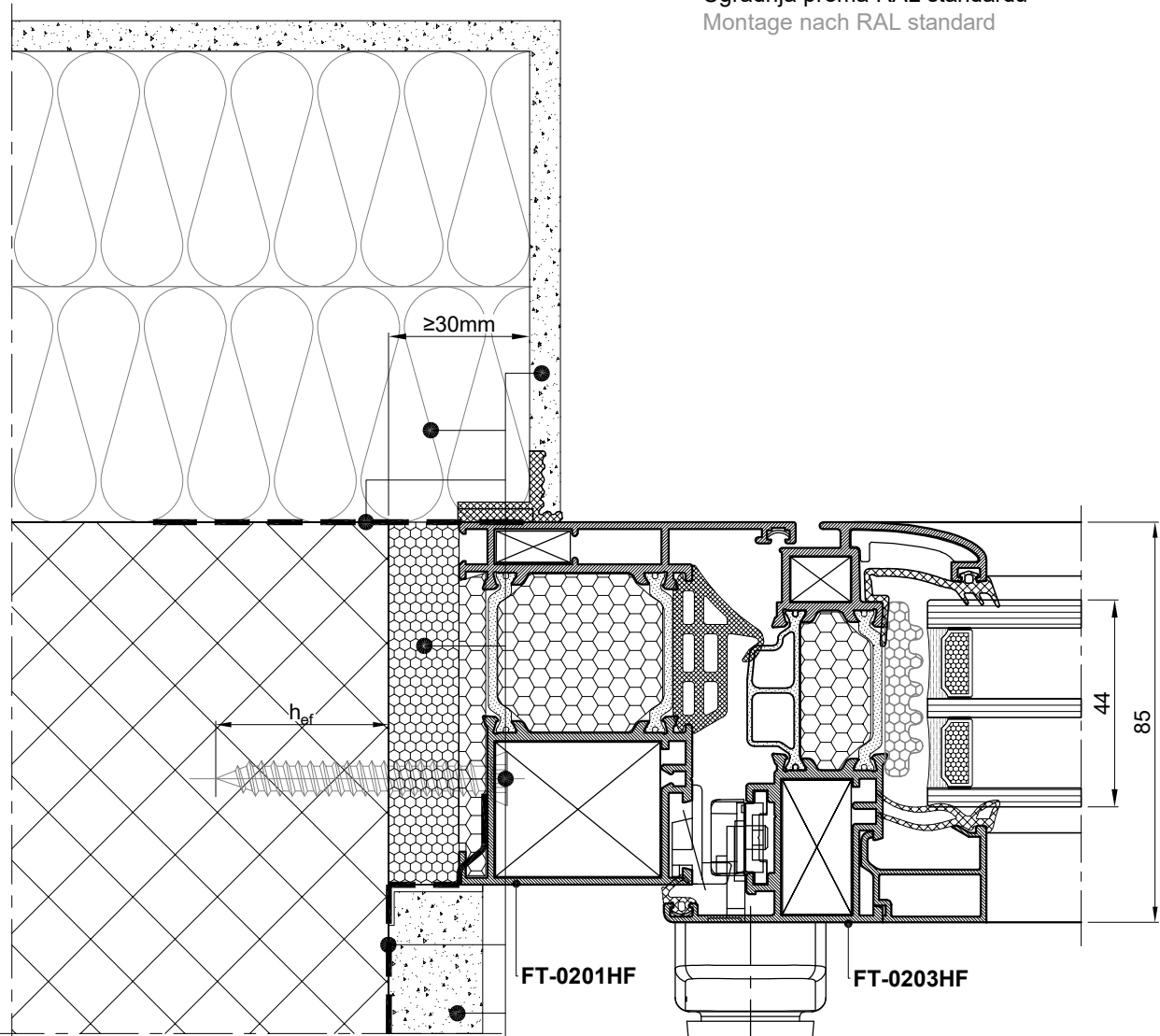
$U_f = 1.2 \text{ W/m}^2\text{K}$

Wärmeübergangskoeffizient des Querschnitts

$U_f = 1.2 \text{ W / m}^2\text{K}$



Ugradnja prema RAL standardu
Montage nach RAL standard



- vanjska obrada i završni izgled
- termoizolacija
- hidroizolacija (paropropusna i vodonepropusna traka) - (npr. Iso Chemie: Iso Connect Outside CX)
- termoizolacija (exp.spužvica: Iso Chemie: ISO Bloco One)
- 430.073-turbovijak (npr.fischer FFS 7.5x72)
- parna brana (paro- i vodonepropusna traka) - (npr. Iso Chemie: Iso Connect Inside CX)
- unutarnja obrada i završni izgled

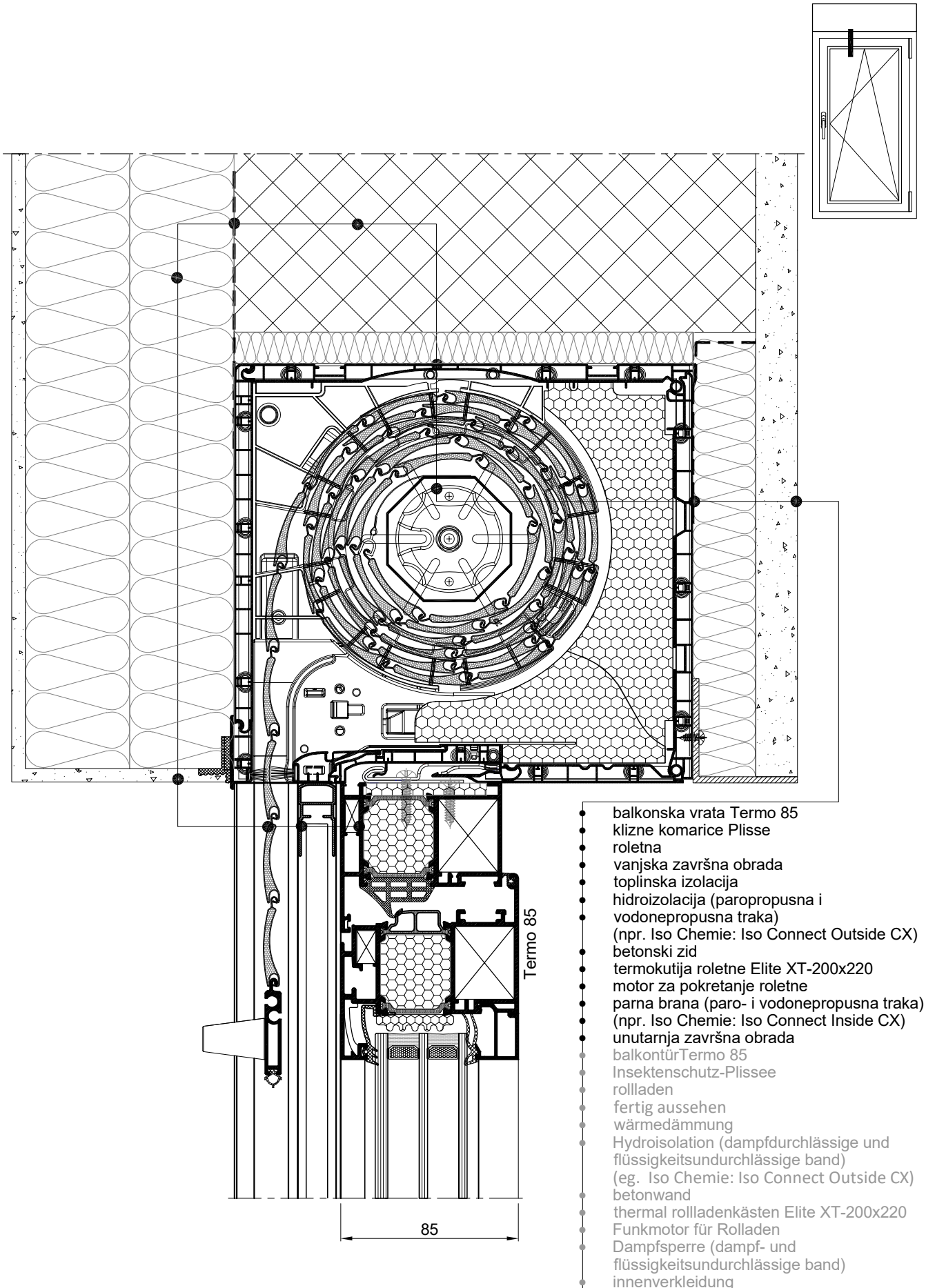
- externe verarbeitung und fertig aussehen
- Wärmedämmung
- Hydroisolation (dampfdurchlässige und flüssigkeitsundurchlässige band) (eg. Iso Chemie: Iso Connect Outside CX)
- Wärmedämmung (dichtband: Iso Chemie ISO Bloco One)
- 430.073-schraube (eg.fischer FFS 7.5x72)
- Dampfsperre (dampf- und flüssigkeitsundurchlässige band) (eg. Iso Chemie: Iso-Connect Inside CX)
- innenverkleidung

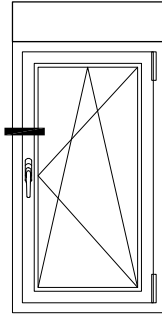
Koeficijent prolaza topline presjeka

$U_f = 1.2 \text{ W/m}^2\text{K}$

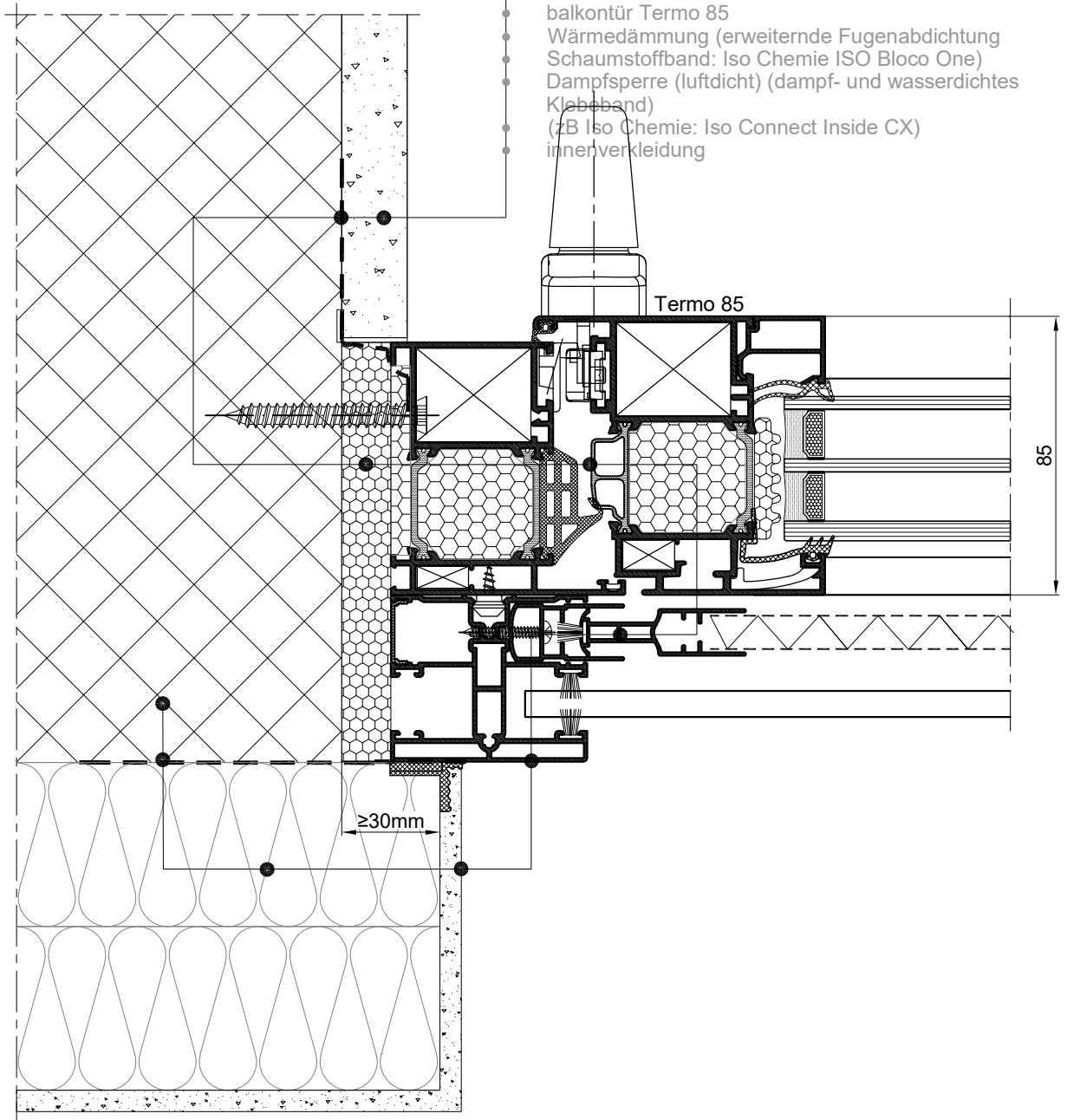
Wärmeübergangskoeffizient des Querschnitts

$U_f = 1.2 \text{ W / m}^2\text{K}$


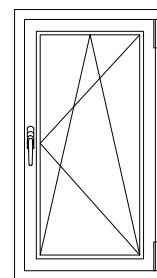
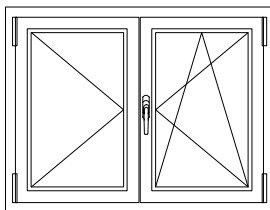
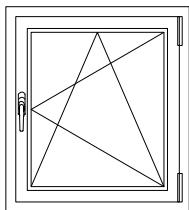


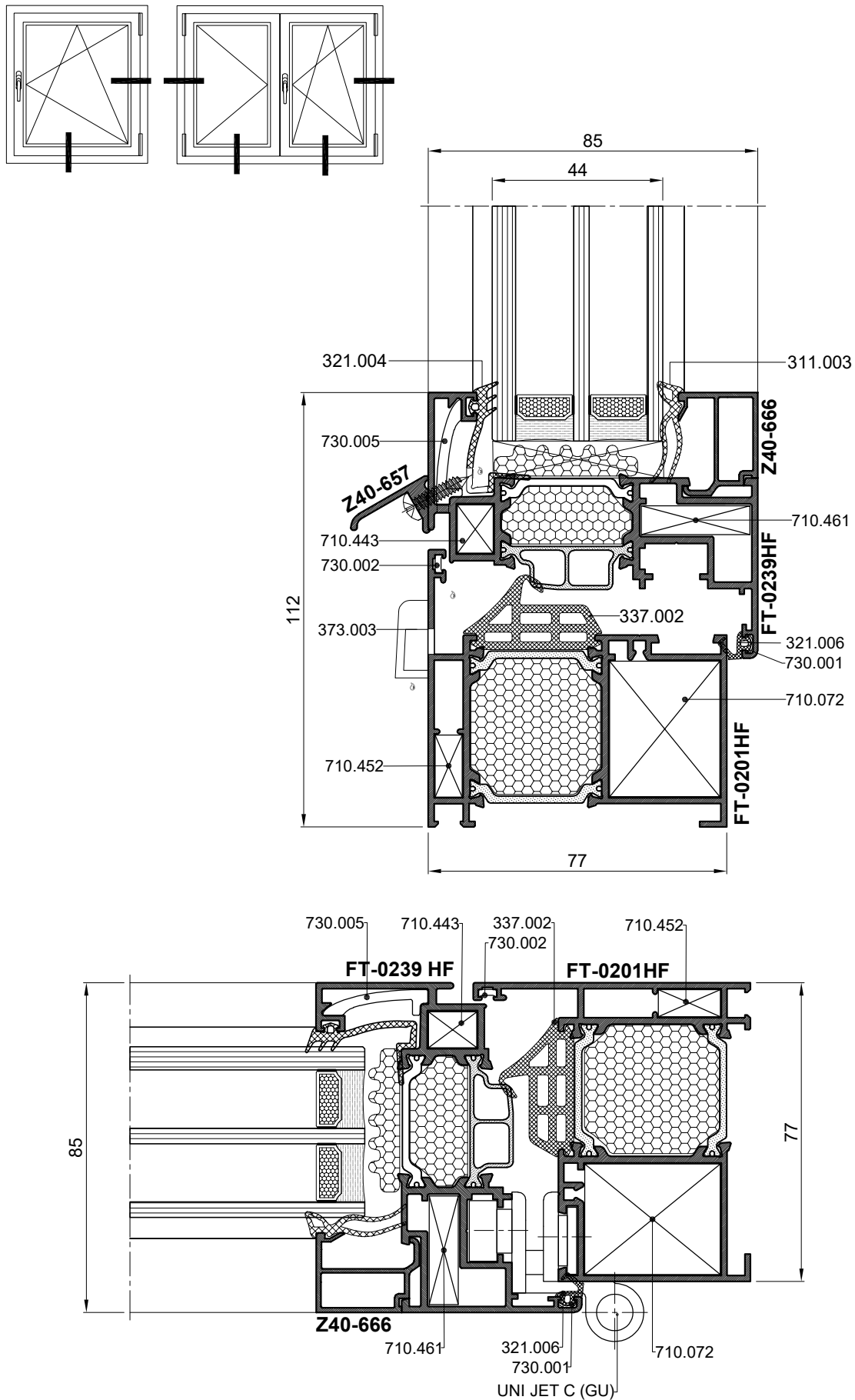


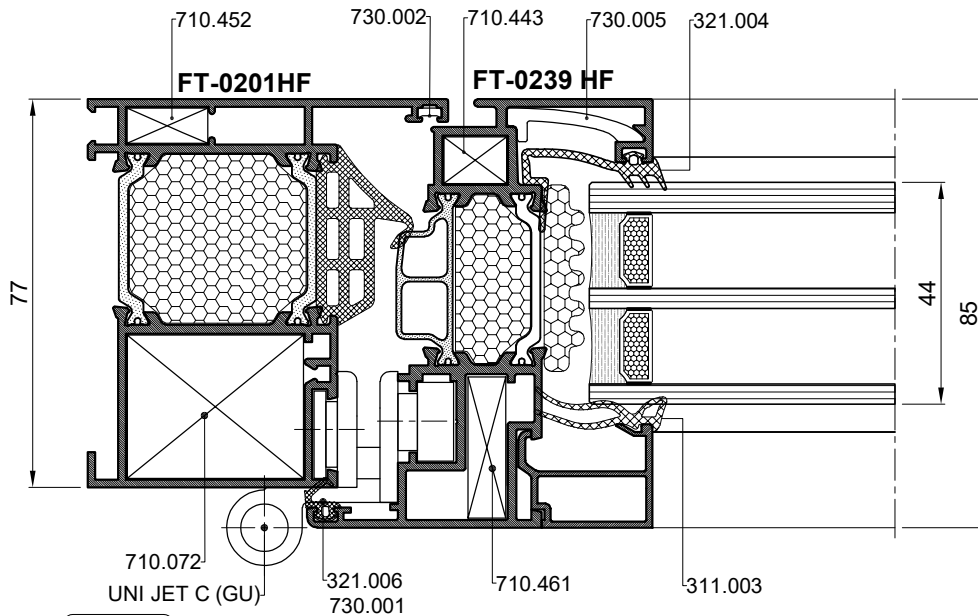
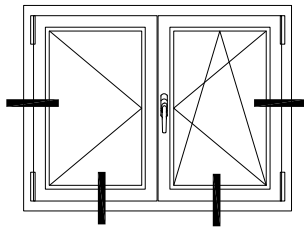
- betonski zid
- hidroizolacija (paropropusna i vodonepropusna traka) (npr. Iso Chemie: Iso Connect Outside CX)
- toplinska izolacija
- vanjska završna obrada
- vodilica roletne
- klizne komarice Plisse
- balkonska vrata Termo 85
- termoizolacija (exp.spužvica: Iso Chemie: ISO Bloco One)
- parna brana (paro- i vodonepropusna traka) (npr. Iso Chemie: Iso Connect Inside CX)
- unutarnja završna obrada
- betonwand
- Hydroisolation (dampfdurchlässige und flüssigkeitsundurchlässige band) (eg. Iso Chemie: Iso Connect Outside CX)
- wärmedämmung
- fertig aussehen
- Rolladen profile
- Insektenschutz-Plissee
- balkontür Termo 85
- Wärmedämmung (erweiternde Fugenabdichtung Schaumstoffband: Iso Chemie ISO Bloco One)
- Dampfsperre (luftdicht) (dampf- und wasserdichtes Klebeband) (zB Iso Chemie: Iso Connect Inside CX)
- innerverkleidung



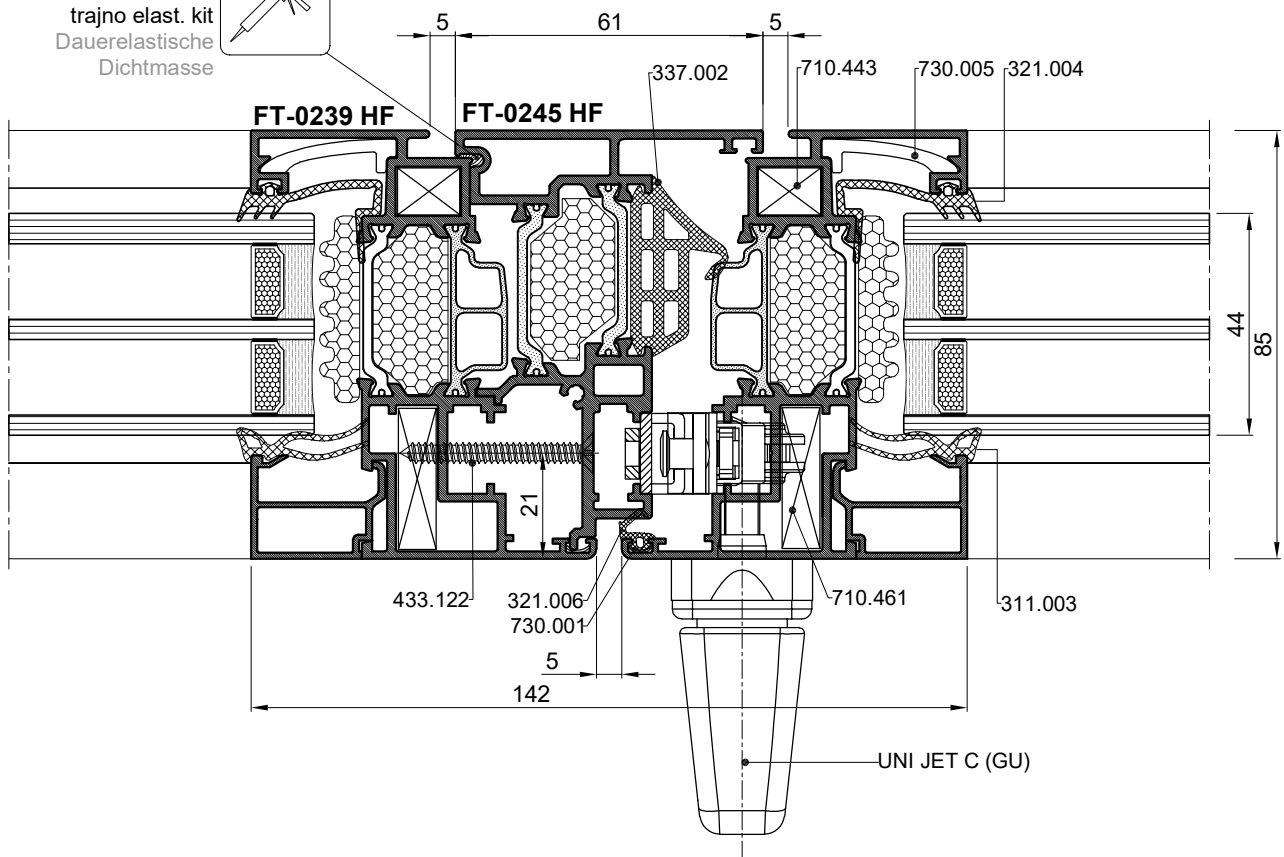

Profili sa žlijebom 16/13
Profile mit Nuten 16/13

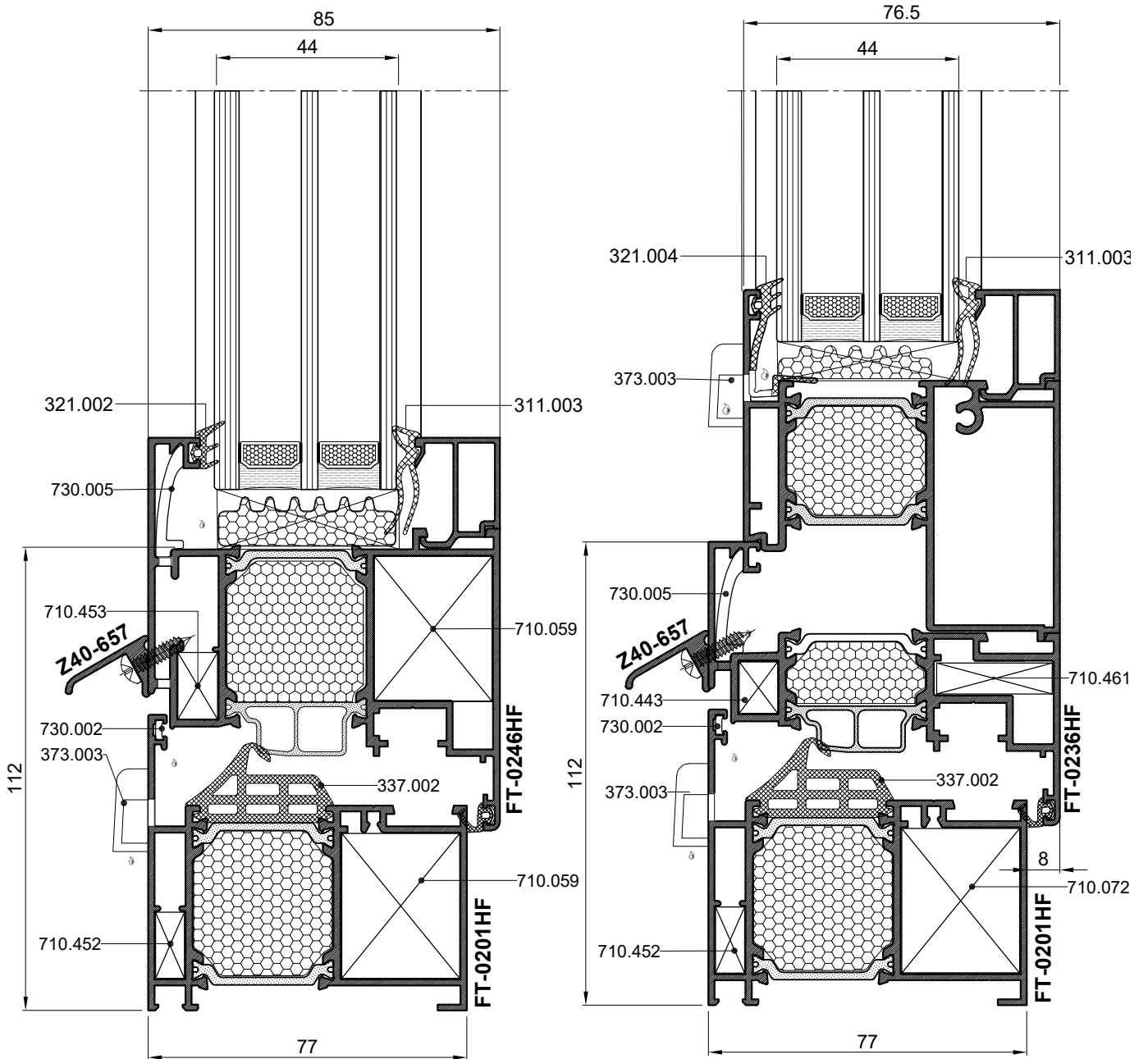
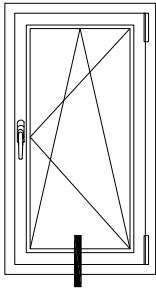


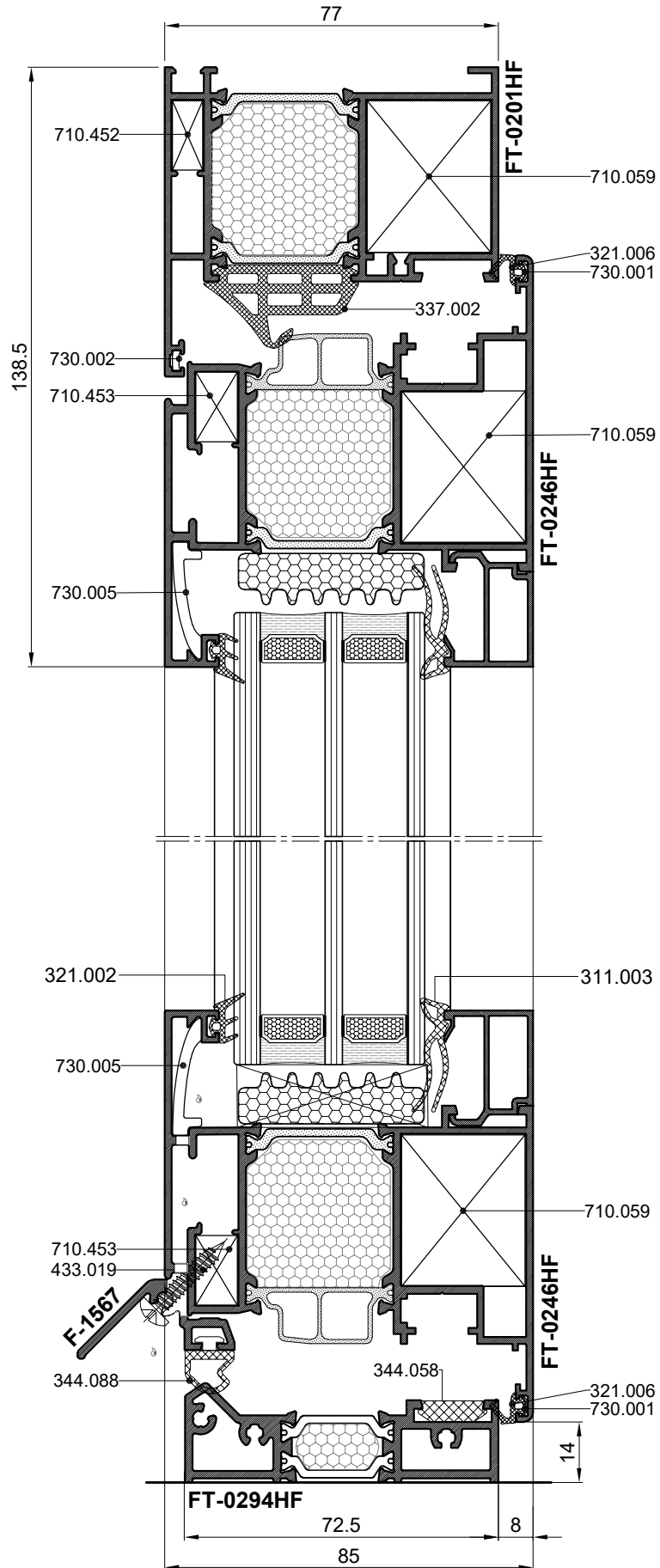
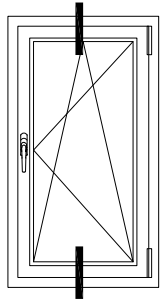


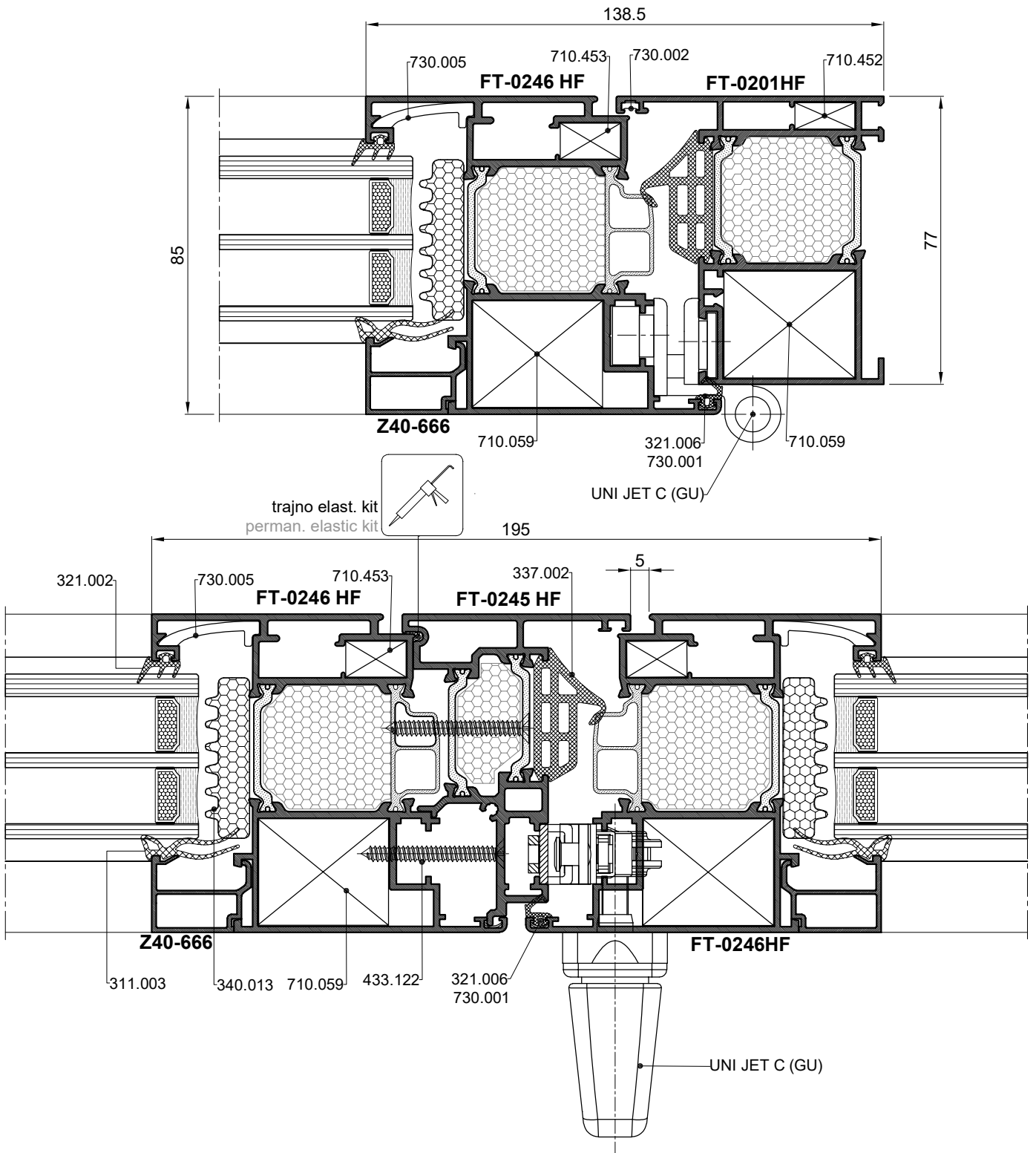
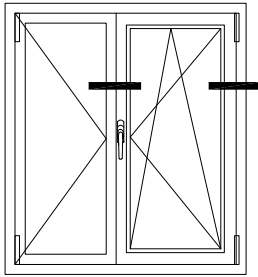


trajno elast. kit
Dauerelastische
Dichtmasse









FEAL



Skenirajte QR kod i registrirajte
se na partner.feal.ba

*Scannen Sie den QR-Code und
registrieren Sie sich auf partner.feal.ba*

TERMO 85

Knjiga A / *Buch A*

Veljača 2020. / Februar 2020

FEAL d.o.o.
Trnska cesta 146
88220 Široki Brijeg
Bosna i Hercegovina
Tel. +387 39 704-269; 705-807; 705-636
Fax. +387 39 704-358
info@feal.ba
www.feal.ba