



# FEAL




Z40



DALMO



KLIZNE GRILJE

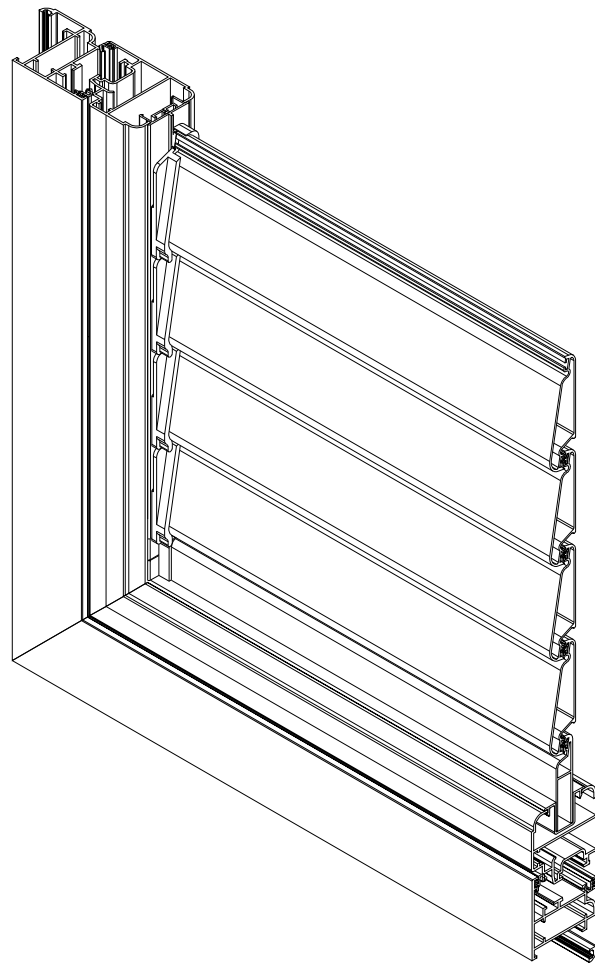


G 5

## GRILJE FEAL

*LOUVER SHUTTERS*





**GRILJA Z40**



## SADRŽAJ

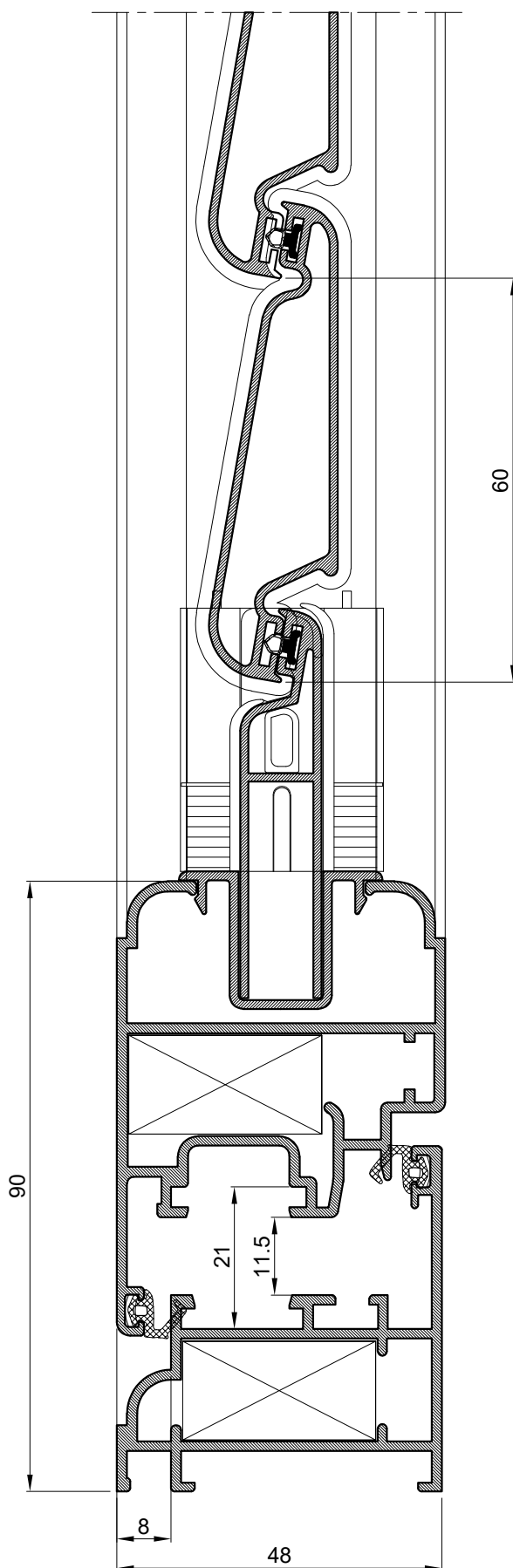
01	ZNAČAJKE SISTEMA	Grilja Z40	400.01.100-103
02	ISPITIVANJA I CERTIFIKATI	Grilja Z40	400.01.100-103
03	PROFILI	Grilja Z40	400.03.100-109
04	VEZNI ELEMENTI	Grilja Z40	400.04.100-103
05	PVC ELEMENTI	Grilja Z40	400.05.100-103
06	MEHANIZMI	Grilja Z40	400.06.100-107
07	BRTVILA	Grilja Z40	400.07.100-103
10	PRESJECI	Grilja Z40	400.10.100-121
11	OBRADA I MONTAŽA	Grilja Z40	400.11.100-137
12	REZNE LISTE	Grilja Z40	400.12.100-117



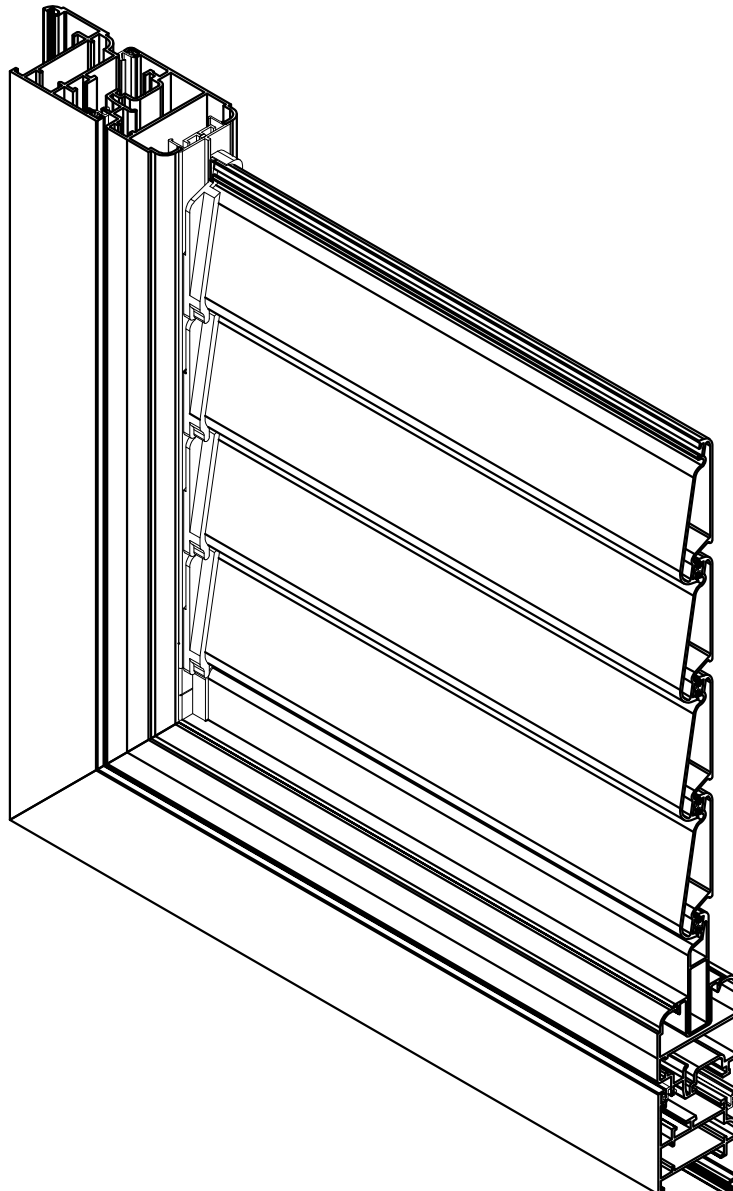
# Značajke sistema /Grilja Z40/



**GRILJA Z40**



- Sistem profila **Grilja Z40** namjenjen je za izradu zaokretnih grilja u obliku prozora i vrata.
- Grilje su dugovječne, lagane, čvrste, postojane (materijal i površinska zaštita), te su otporne na vremenske i ostale utjecaje. Jednostavne su i praktične za rukovanje, čišćenje i održavanje.
- Odabir boje po izboru (u boji prema RAL karti, eloksaža te imitacija drveta).
- Ispuna grilje može biti pokretna (zaokretne lamele), fiksna (fiksne lamele) i škure (puna ispuna).
- Preklop okvira krila i rama je 8 mm.
- Žlijeb za okov je Eurožlijeb.



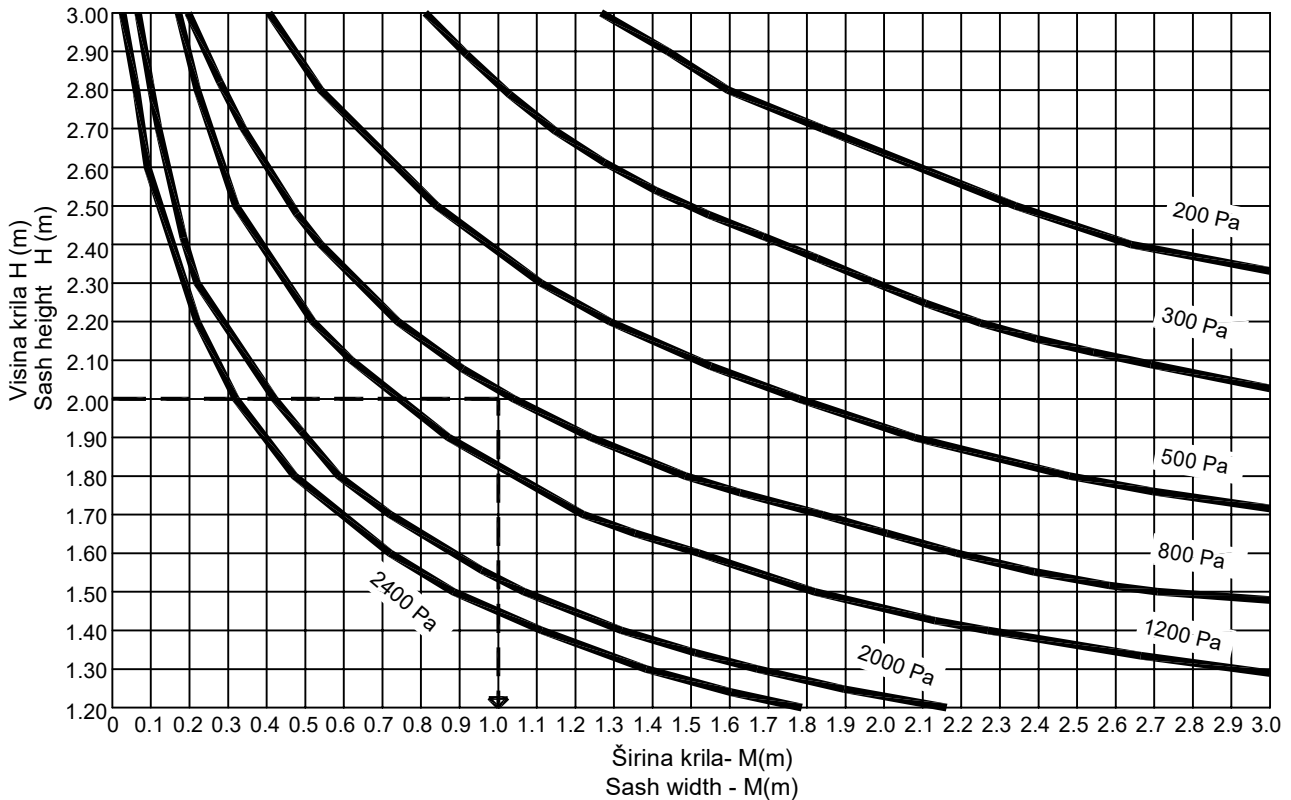
# Ispitivanja i certifikati

## /Grilja Z40/

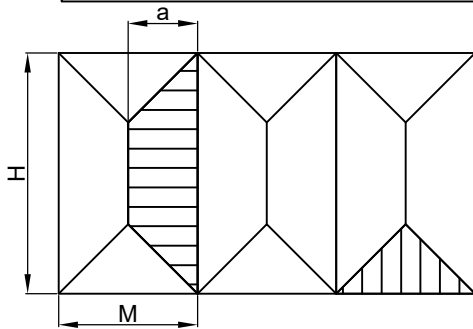


### Opterećenje vjetrom

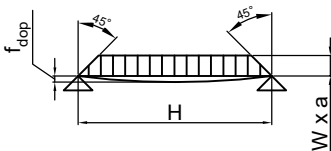
### Statistički dijagrami



Primjer: Visina krila - H = 2.0 m  
 Opt. vjetrom = 800 Pa = 130 km/h  
 Rezultat: Moguća širina krila = 1 m  
 Tlak od 800 Pa odgovara opterećenju vjetrom od 130km/h

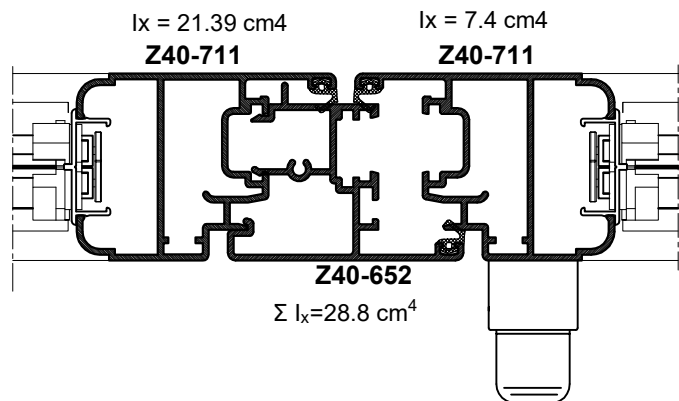


Trapeziodno opterećenje



$$I_x = \frac{W \times M \times H^4}{1920 \times E \times f_{dop}} \times (25 - 40 \frac{a^2}{H^2} + 16 \frac{a^2}{H^2})$$

- $I_x$  (cm<sup>4</sup>) = Moment inercije Moment of inertia
- $W$  (kN/m<sup>2</sup>) = Opterećenje vjetrom Wind load
- $H$  (m) = Visina krila Sash height
- $E$  (kN/mm<sup>2</sup>) = Modul elastičnosti Modulus of elasticity
- $f_{dop}$  (mm) = Dopušteni progib Deflection limit
- $a$  (m) = Širina opterećenja =L/a Load width
- $M$  (m) = Širina krila Sash width

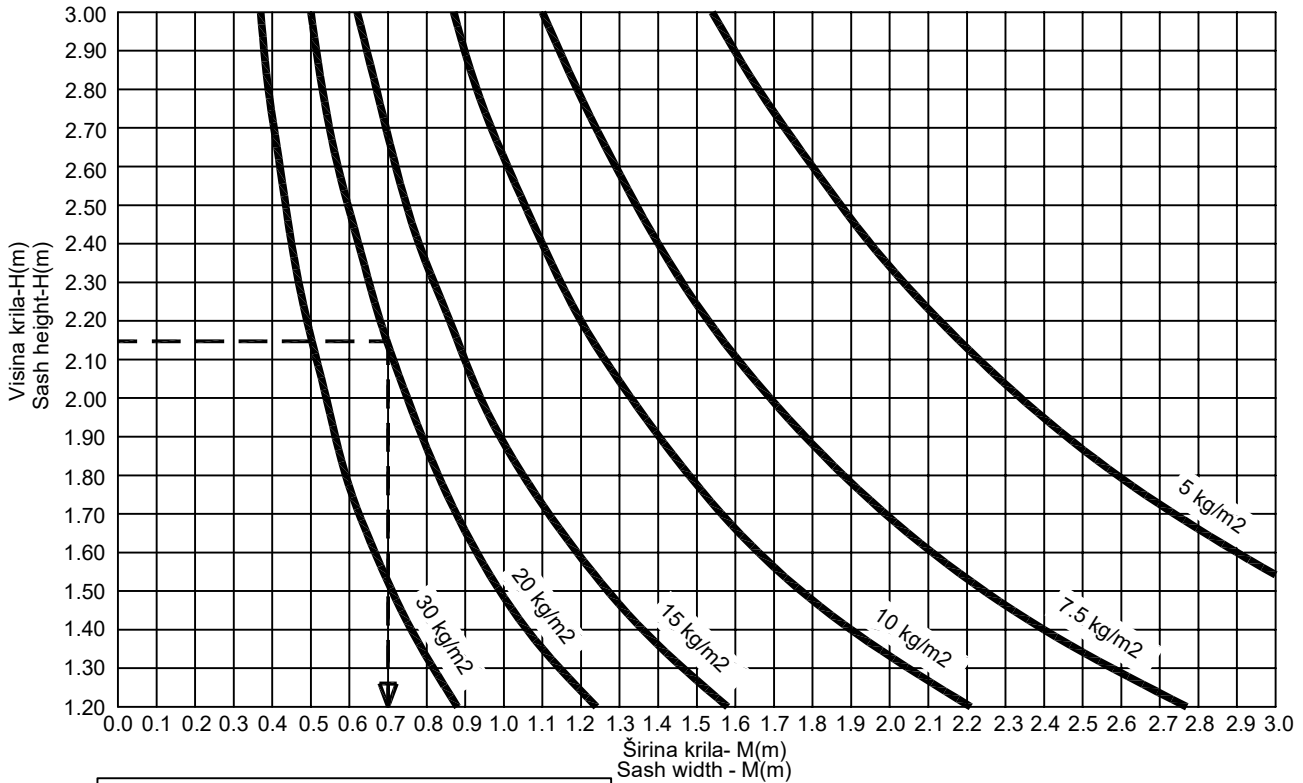


### Odabir šarki:

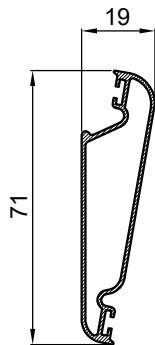
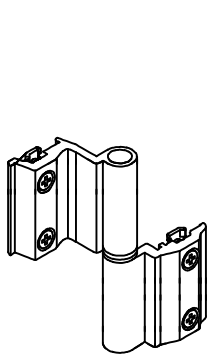
Artikli Article	H max	L Min	L Max	Max nosivost Max load capacity
Art. 110.007 (dvije šarke) Art. 110.007 (2 hinges)	2200 mm	-	1200 mm	80 Kg po krilu 80 Kg for sash
Art. 110.007 (tri šarke) Art. 110.007 (3 hinges)	2300 mm	-	1200 mm	90 Kg po krilu 90 Kg for sash

### Maksimalna dopuštena težina krila

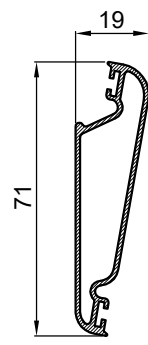
### Statistički dijagrami



Primjer: Visina krila - H = 2.15 m  
 Težina ispunje = 20 kg/m<sup>2</sup>  
 Rezultat: Moguća širina krila - M = 0.7 m  
 Maksimalna težina krila = 30kg



**D45-074/L**  
kg/m<sup>2</sup> 8,01

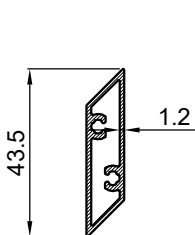


**D45-074**  
kg/m<sup>2</sup> 9,42

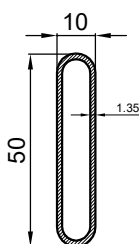
#### Odabir šarki:

Artikli Article	H max	L Min	L Max	Max nosivost Max load capacity
Art. 110.007 (dvije šarke) Art. 110.007 ( 2 hinges)	2200 mm	-	1200 mm	80 Kg po krilu 80 Kg for sash
Art. 110.007 (tri šarke) Art. 110.007 (3 hinges)	2300 mm	-	1200 mm	90 Kg po krilu 90 Kg for sash

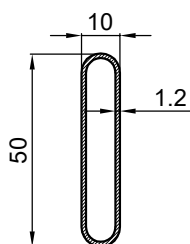
Max nosivost šarke 40 kg  
 Max load capacity of the hinge 40 kg



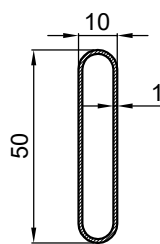
**F-1608**  
kg/m<sup>2</sup> 9,855



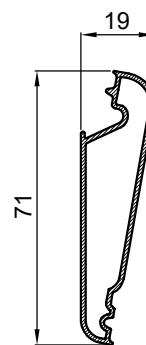
**F-0187**  
kg/m<sup>2</sup> 9,92



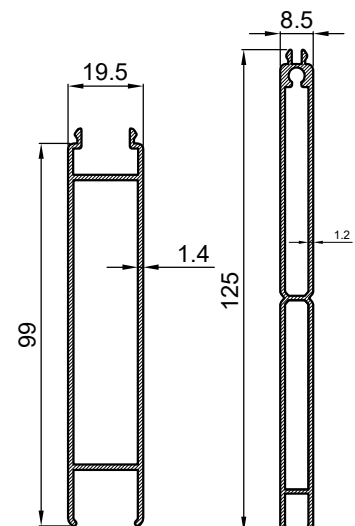
**F-0187/A**  
kg/m<sup>2</sup> 8,73



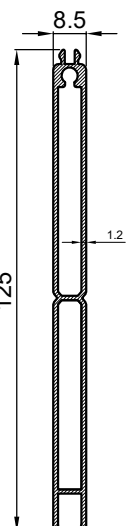
**F-0187/L**  
kg/m<sup>2</sup> 7,67



**D45-081**  
kg/m<sup>2</sup> 8,76



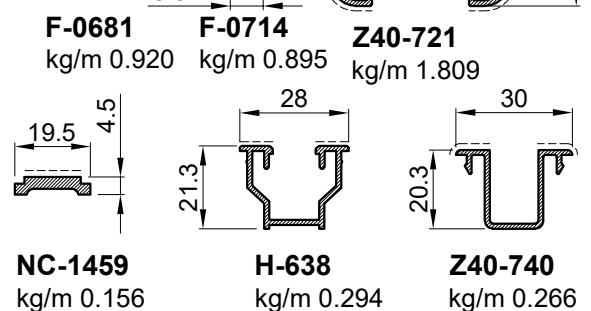
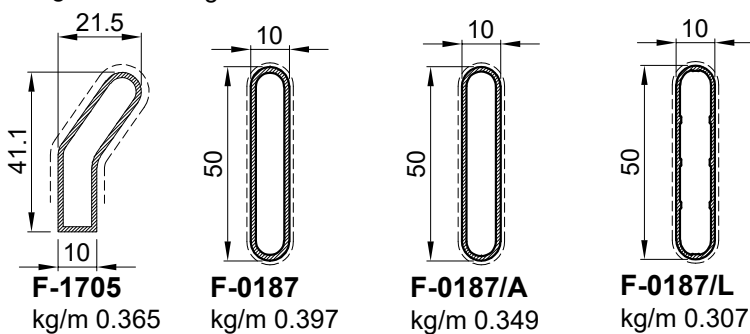
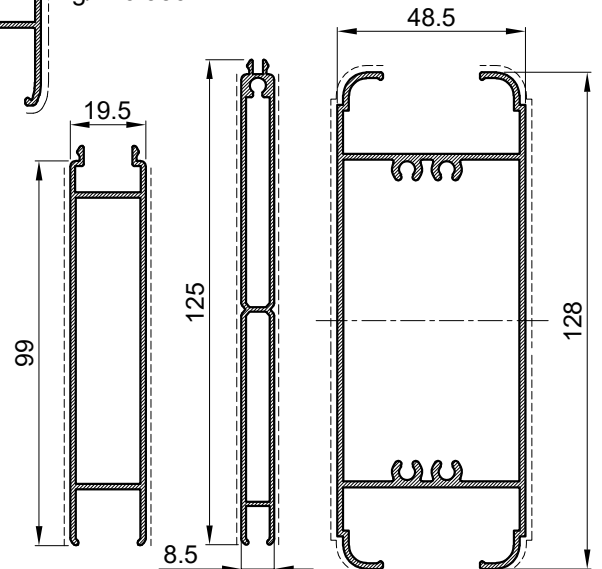
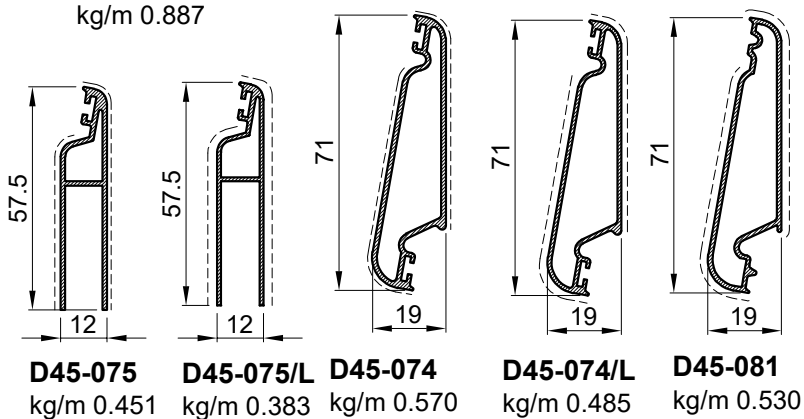
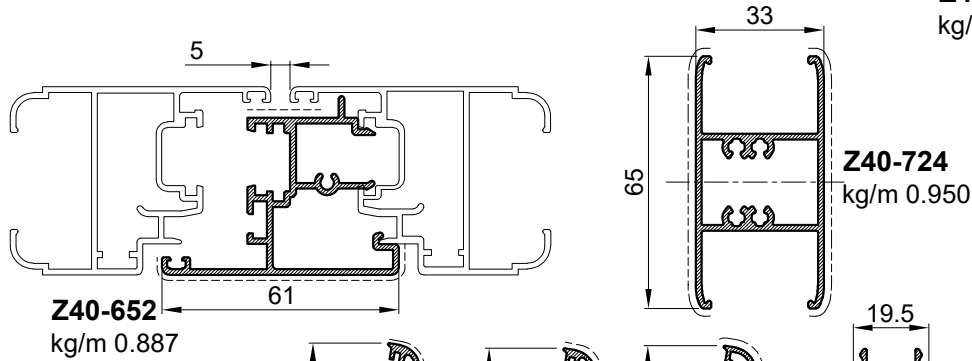
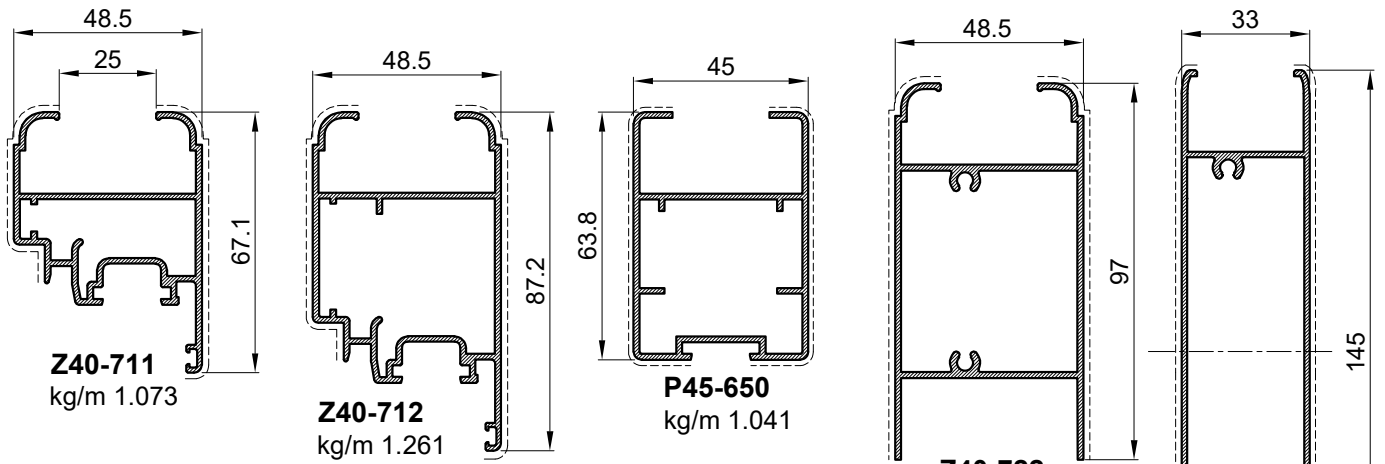
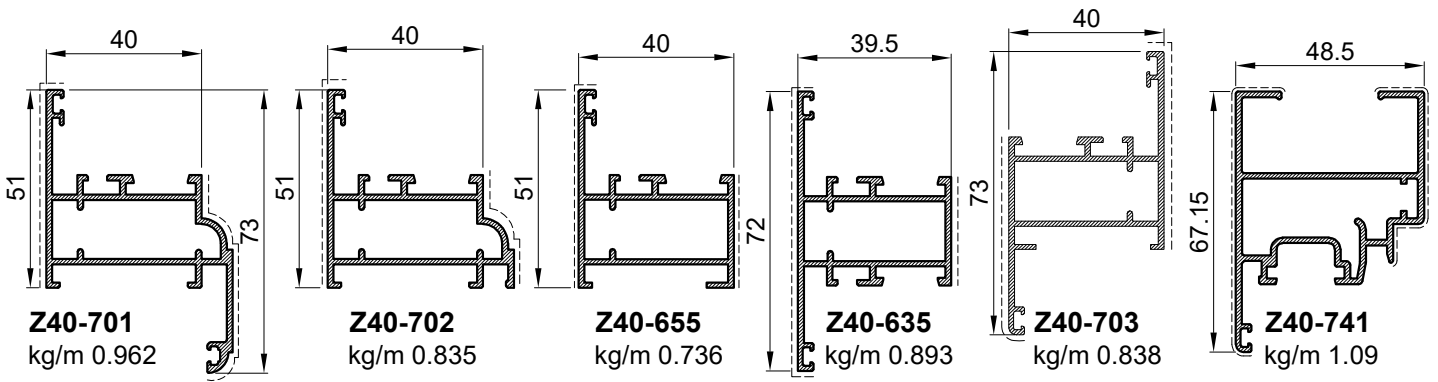
**F-0681**  
kg/m<sup>2</sup> 9,20

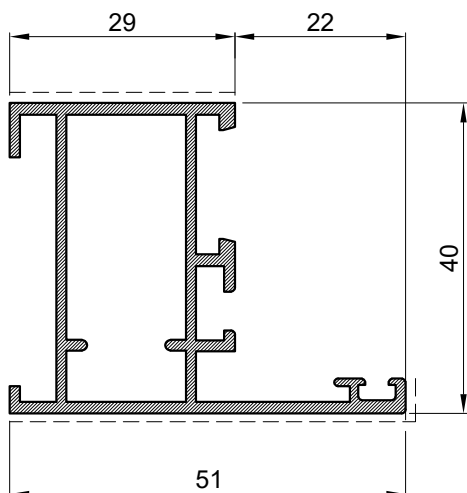


**F-0714**  
kg/m<sup>2</sup> 7,16

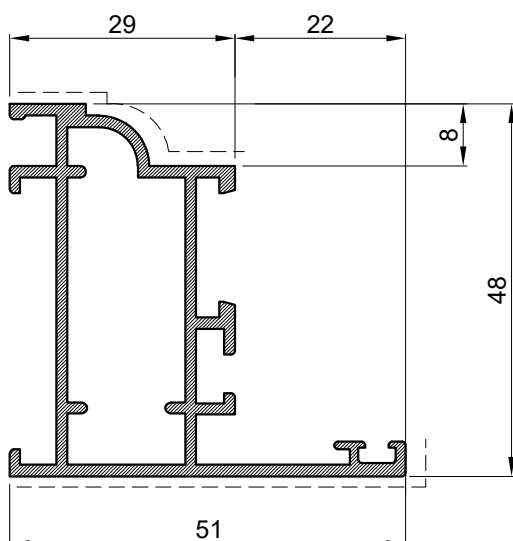
# Profili /Grilja Z40/



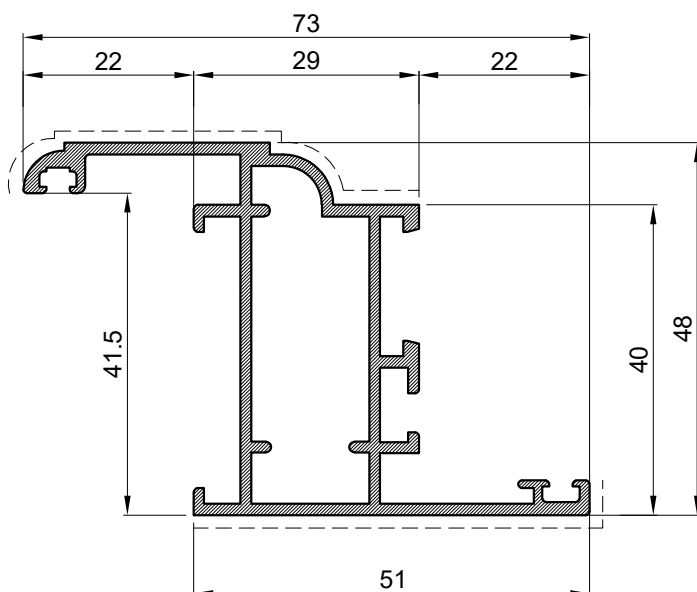




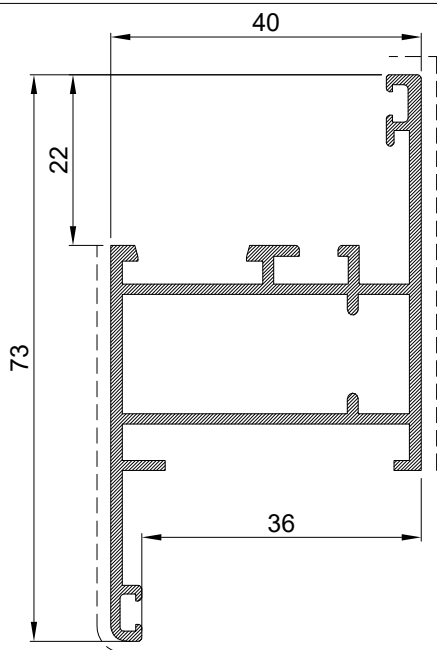
Ram grilje Z40		
Art.-Br.	<b>Z40-655</b>	
Težina	kg/m	<b>0.736</b>
Opseg	mm	273
Momenti inercije	I <sub>x</sub> (cm <sup>4</sup> )	6.16
	W <sub>x</sub> (cm <sup>4</sup> )	2.65
Dužina isporuke	mm	6500



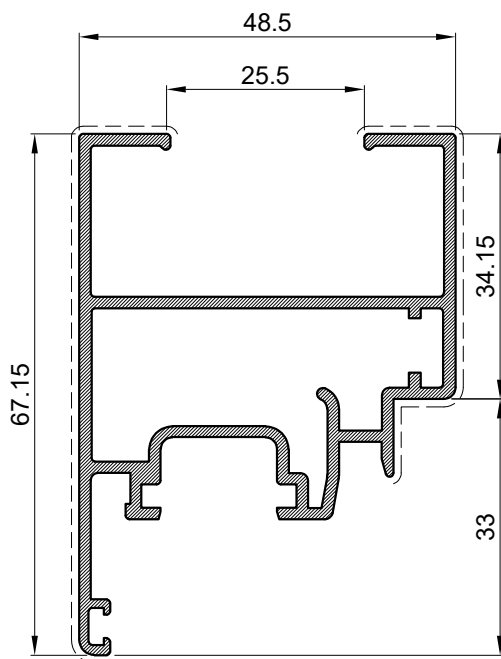
Ram grilje Z40		
Art.-Br.	<b>Z40-702</b>	
Težina	kg/m	<b>0.835</b>
Opseg	mm	291
Momenti inercije	I <sub>x</sub> (cm <sup>4</sup> )	8.86
	W <sub>x</sub> (cm <sup>4</sup> )	3.15
Dužina isporuke	mm	6500



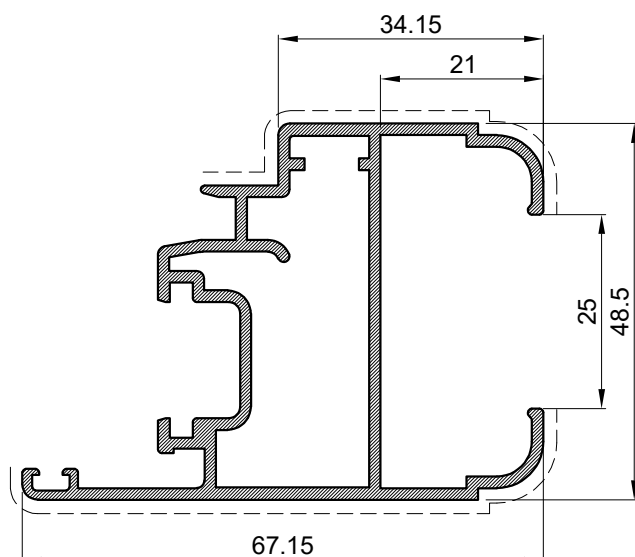
Ram grilje Z40		
Art.-Br.	<b>Z40-701</b>	
Težina	kg/m	<b>0.962</b>
Opseg	mm	351
Momenti inercije	I <sub>x</sub> (cm <sup>4</sup> )	11.63
	W <sub>x</sub> (cm <sup>4</sup> )	4.71
Dužina isporuke	mm	6500



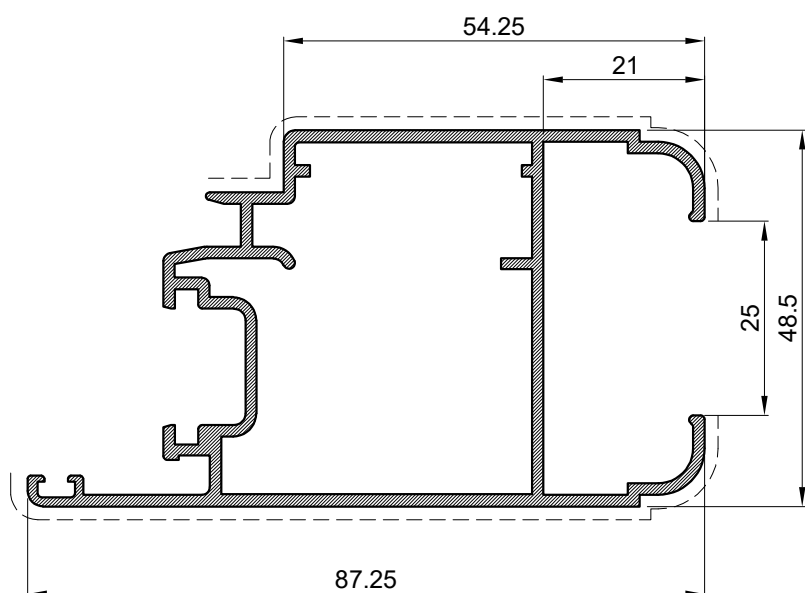
Ram grilje Z40		
Art.-Br.	<b>Z40-703</b>	
Težina	kg/m	<b>0.838</b>
Opseg	mm	329
Momenti inercije	I <sub>x</sub> (cm <sup>4</sup> )	8.19
	W <sub>x</sub> (cm <sup>4</sup> )	2.15
Dužina isporuke	mm	6500



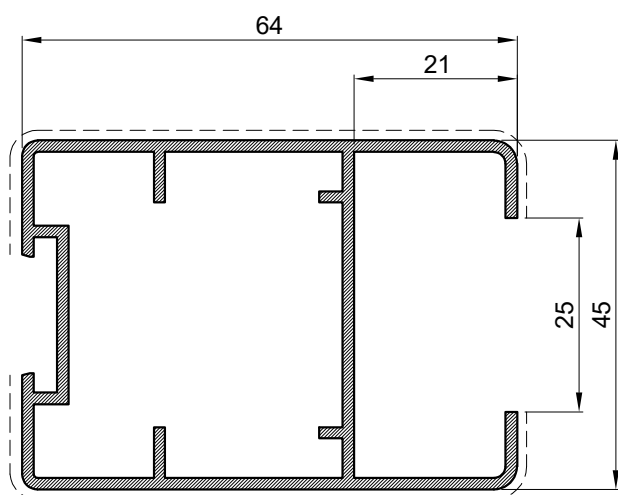
Kriilo grilje Z40		
Art.-Br.	<b>Z40-741</b>	
Težina	kg/m	<b>1.09</b>
Opseg	mm	373.8
Momenti inercije	I <sub>x</sub> (cm <sup>4</sup> )	11.12
	W <sub>x</sub> (cm <sup>4</sup> )	2.99
Dužina isporuke	mm	6500



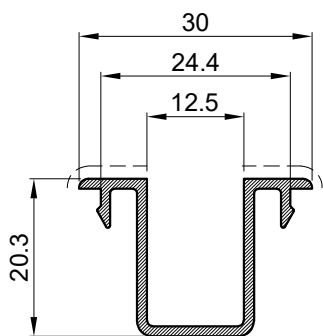
Kriilo grilje Z40		
Art.-Br.	<b>Z40-711</b>	
Težina	kg/m	<b>1.073</b>
Opseg	mm	366
Momenti inercije	I <sub>x</sub> (cm <sup>4</sup> )	12.43
	W <sub>x</sub> (cm <sup>4</sup> )	4.6
Dužina isporuke	mm	6500



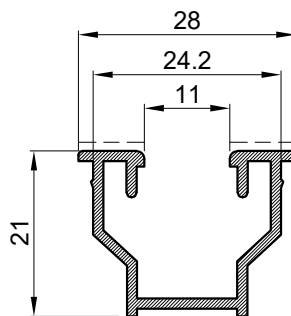
Kriilo grilje Z40		
Art.-Br.	<b>Z40-712</b>	
Težina	kg/m	<b>1.261</b>
Opseg	mm	406
Momenti inercije	I <sub>x</sub> (cm <sup>4</sup> )	16.02
	W <sub>x</sub> (cm <sup>4</sup> )	6.03
Dužina isporuke	mm	6500



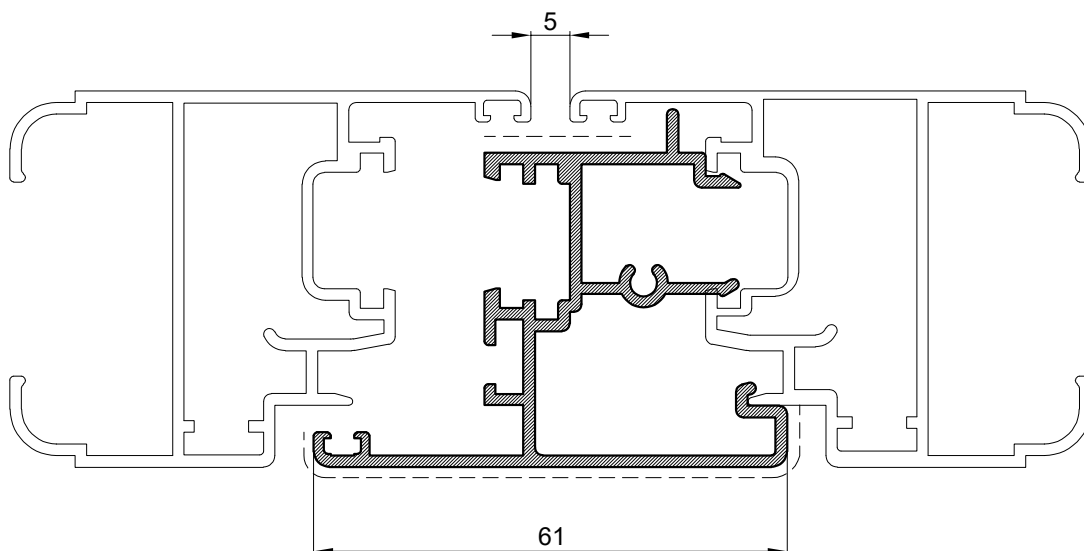
Kriilo grilje bez okvira		
Art.-Br.	<b>P45-650</b>	
Težina	kg/m	<b>1.041</b>
Opseg	mm	307
Momenti inercije	I <sub>x</sub> (cm <sup>4</sup> )	12.41
	W <sub>x</sub> (cm <sup>4</sup> )	5.51
Dužina isporuke	mm	6500



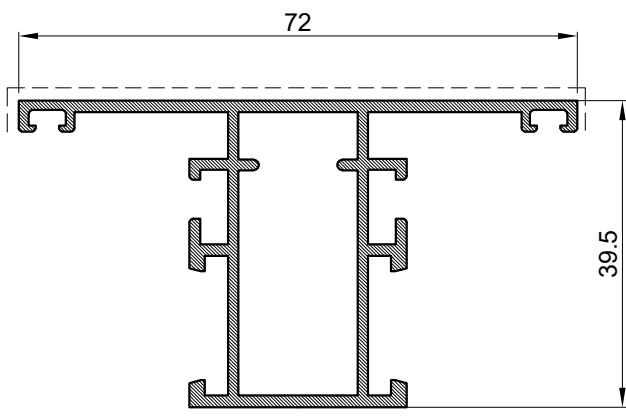
Prihvatnik početnog profila ispune grilje Z40		
Art.-Br.	<b>Z40-740</b>	
Težina	kg/m	<b>0.266</b>
Opseg	mm	154
m	mm	6500



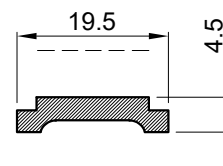
Prihvatnik početnog profila ispune grilje Z40		
Art.-Br.	<b>H-638</b>	
Težina	kg/m	<b>0.294</b>
Opseg	mm	167
Dužina isporuke	mm	6500



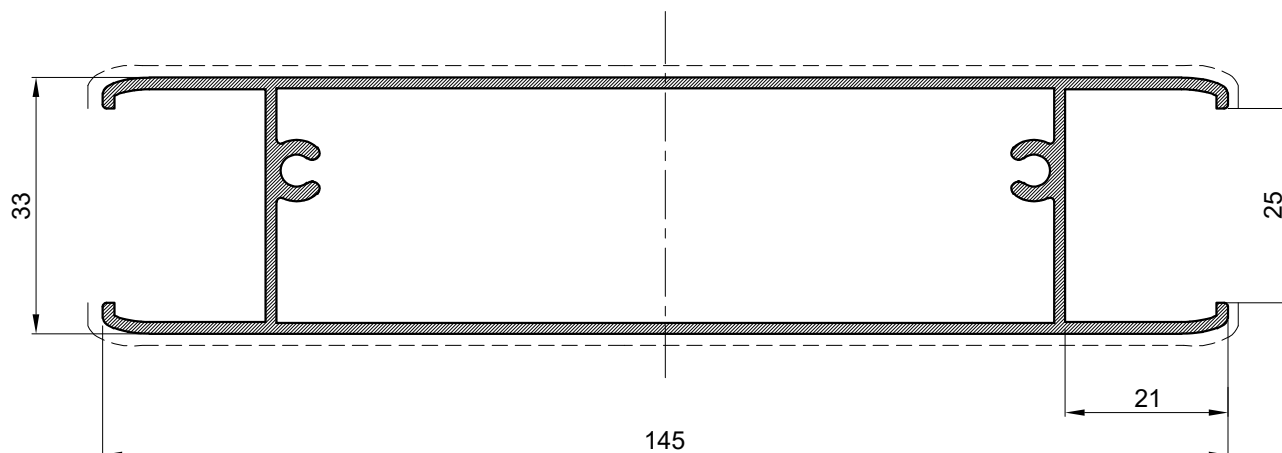
Kombatuta grilje Z40		
Art.-Br.	<b>Z40-652</b>	
Težina	kg/m	<b>0.887</b>
Opseg	mm	433
Momenti inercije	I <sub>x</sub> (cm <sup>4</sup> )	7.4
	W <sub>x</sub> (cm <sup>4</sup> )	2.61
Dužina isporuke	mm	6500



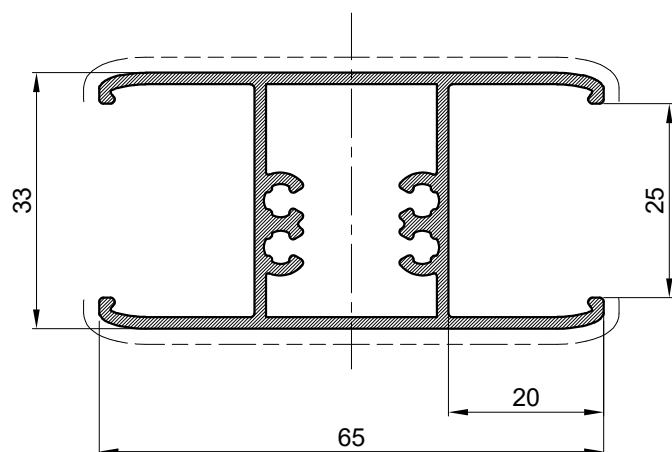
Prečka rama		
Art.-Br.	<b>Z40-635</b>	
Težina	kg/m	<b>0.893</b>
Opseg	mm	316
Momenti inercije	I <sub>x</sub> (cm <sup>4</sup> )	6.52
	W <sub>x</sub> (cm <sup>4</sup> )	7.76
Dužina isporuke	mm	6500



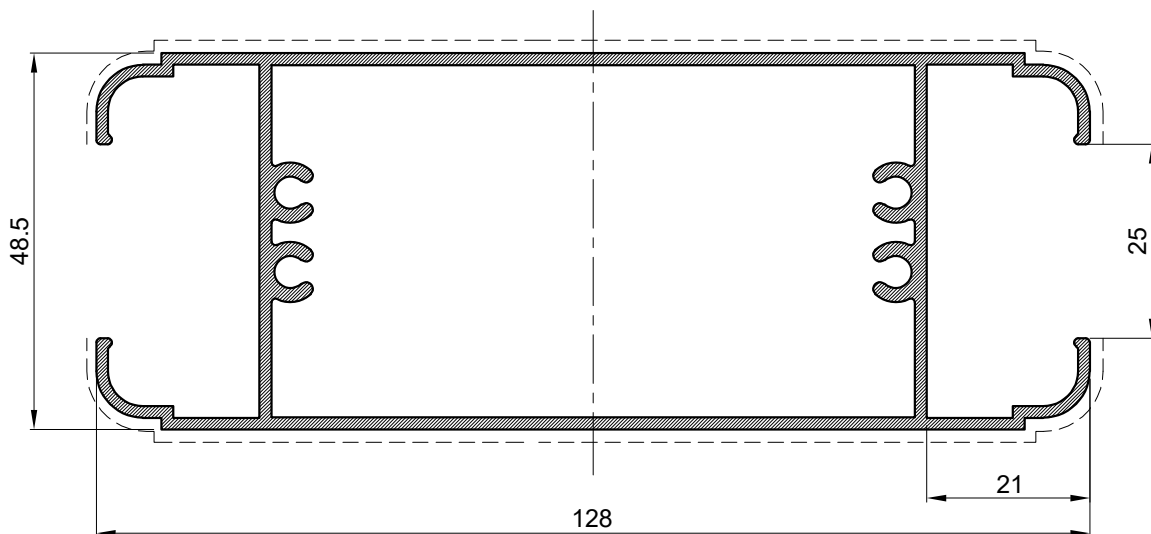
Klizač		
Art.-Br.	<b>NC-1459</b>	
Težina	kg/m	<b>0.156</b>
Opseg	mm	51
Dužina isporuke	mm	6500



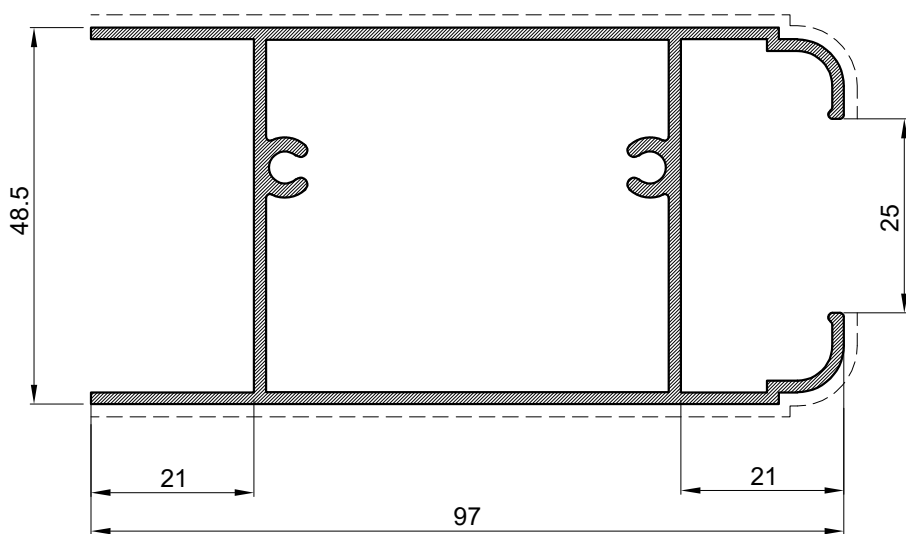
Prečka grilje Z40		
Art.-Br.	<b>Z40-723</b>	
Težina	kg/m	<b>1.500</b>
Opseg	mm	451
Momenti inercije	I <sub>x</sub> (cm <sup>4</sup> )	11.21
	W <sub>x</sub> (cm <sup>4</sup> )	6.64
Dužina isporuke	mm	6500



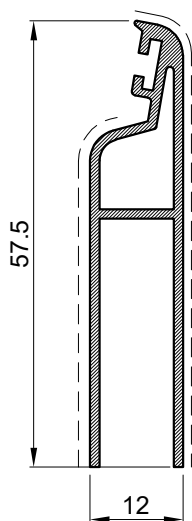
Prečka grilje Z40		
Art.-Br.	<b>Z40-724</b>	
Težina	kg/m	<b>0.950</b>
Opseg	mm	288
Momenti inercije	I <sub>x</sub> (cm <sup>4</sup> )	9.59
	W <sub>x</sub> (cm <sup>4</sup> )	2.95
Dužina isporuke	mm	6500



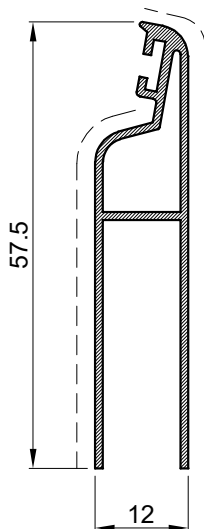
Prečka grilje Z40		
Art.-Br.	<b>Z40-721</b>	
Težina	kg/m	<b>1.809</b>
Opseg	mm	502
Momenti inercije	I <sub>x</sub> (cm <sup>4</sup> )	25.33
	W <sub>x</sub> (cm <sup>4</sup> )	10.38
Dužina isporuke	mm	6500



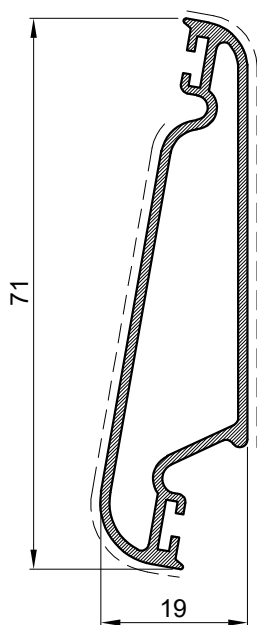
Prečka grilje Z40		
Art.-Br.	<b>Z40-722</b>	
Težina	kg/m	<b>1.365</b>
Opseg	mm	408
Momenti inercije	I <sub>x</sub> (cm <sup>4</sup> )	19.44
	W <sub>x</sub> (cm <sup>4</sup> )	7.84
Dužina isporuke	mm	6500



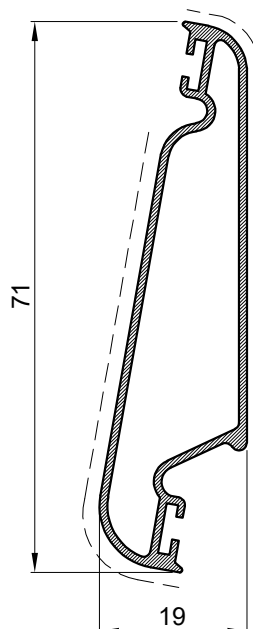
Početni profil ispune		
Art.-Br.	<b>D45-075</b>	
Težina	kg/m	<b>0.451</b>
Opseg	mm	215
Dužina isporuke	mm	6500



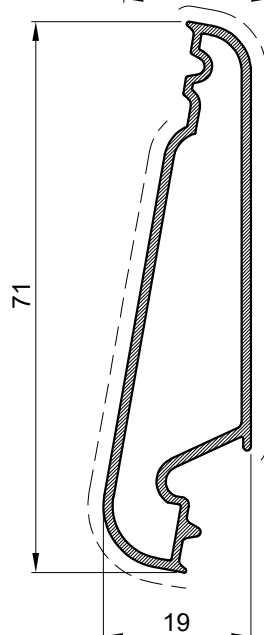
Početni profil ispune		
Art.-Br.	<b>D45-075/L</b>	
Težina	kg/m	<b>0.383</b>
Opseg	mm	214
Dužina isporuke	mm	6500



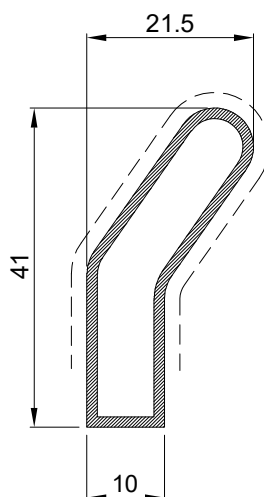
Profil ispune		
Art.-Br.	<b>D45-074</b>	
Težina	kg/m	<b>0.570</b>
Opseg	mm	195
Dužina isporuke	mm	6500



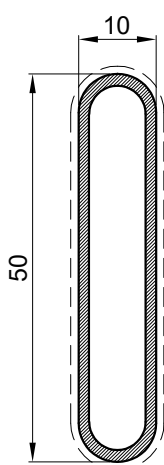
Profil ispune		
Art.-Br.	<b>D45-074/L</b>	
Težina	kg/m	<b>0.485</b>
Opseg	mm	195
Dužina isporuke	mm	6500



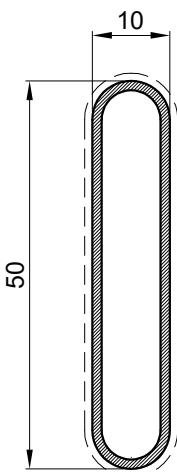
Profil ispune		
Art.-Br.	<b>D45-081</b>	
Težina	kg/m	<b>0.530</b>
Opseg	mm	174
Dužina isporuke	mm	6500



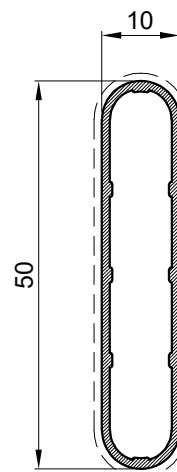
Profil ispune		
Art.-Br.	<b>F-1705</b>	
Težina	kg/m	<b>0.365</b>
Opseg	mm	105
Dužina isporuke	mm	6500



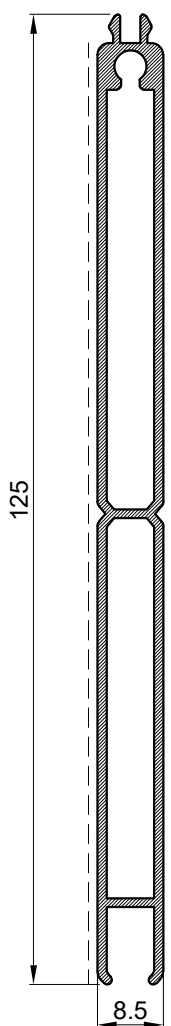
Profil ispunje		
Art.-Br.	<b>F-0187</b>	
Težina	kg/m	<b>0.397</b>
Opseg	mm	111
Dužina isporuke	mm	6500



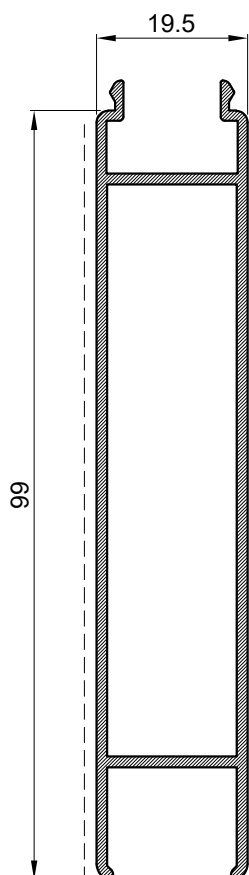
Profil ispunje		
Art.-Br.	<b>F-0187/A</b>	
Težina	kg/m	<b>0.349</b>
Opseg	mm	111
Dužina isporuke	mm	6500



Profil ispunje		
Art.-Br.	<b>F-0187/L</b>	
Težina	kg/m	<b>0.307</b>
Opseg	mm	111
Dužina isporuke	mm	6500



Profil ispunje		
Art.-Br.	<b>F-0714</b>	
Težina	kg/m	<b>0.895</b>
Opseg	mm	294
Dužina isporuke	mm	6500

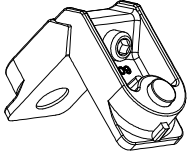
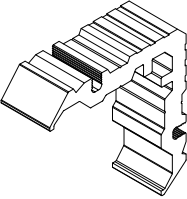
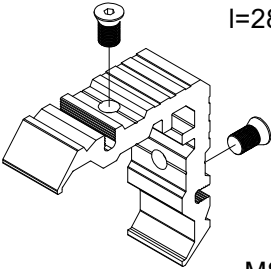
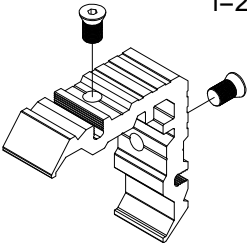
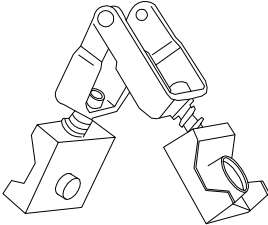
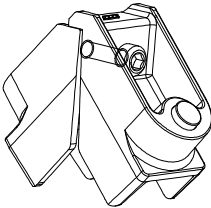


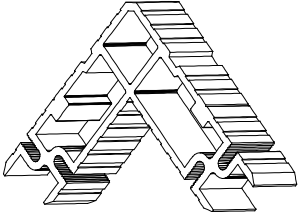

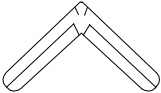
Profil ispunje		
Art.-Br.	<b>F-0681</b>	
Težina	kg/m	<b>0.920</b>
Opseg	mm	304
Dužina isporuke	mm	6500



# Vezni elementi /Grilja Z40/

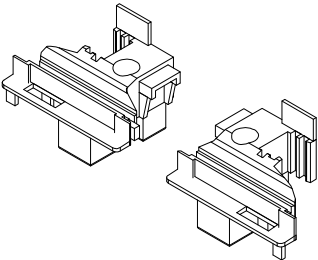
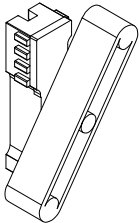
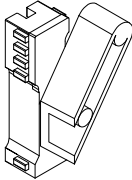
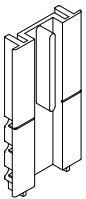
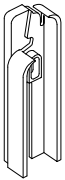


CODE	Izgled-presjek	Opis	Materijal	Nap.
730.008		- Kutna spojnica prozora-za komoru 29x15.2 - Stara oznaka: 0409 ,1001	Al	
710.450	 l=28,5mm	- Kutna spojnica za komoru 29x15,2 - Za profile:Z40-702, Z40-711	Al.	
710.458	 l=28,5mm M8x13	- Kutna spojnica za komoru 29x15,2 - Za profile:Z40-702, Z40-711	Al.	
710.468	 l=28,5mm M8x13	- Kutna spojnica za komoru 29x15,2-nesimetrična	Al.	
731.001		- Kutna spojnica za promjenjiv kut za komoru 29x15.2 - Stara oznaka: 0909	Zamak #3	
730.009		- Kutna spojnica prozora -za komoru 29x35.5 - Stara oznaka: 4004 ,2001	Al	

CODE	Izgled-presjek	Opis	Materijal	Nap.
710.059	 <p>L=28,5mm</p>	<ul style="list-style-type: none"> <li>- Kutna spojnica za komoru 29x35,5</li> <li>- Stara oznaka K-0795</li> </ul>	Al.	
710.072	 <p>L=28,5mm</p> <p>M8x13</p>	<ul style="list-style-type: none"> <li>- Kutna spojnica za komoru 29x35,5</li> <li>- Stara oznaka K-0795</li> </ul>	Al.	
730.001		<ul style="list-style-type: none"> <li>- Kutna spojnica za komoru 1.7x4.7</li> <li>- Stara oznaka: G112</li> </ul>	Inox	

**PVC elementi  
/Grilja Z40/**

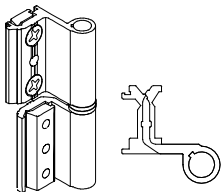
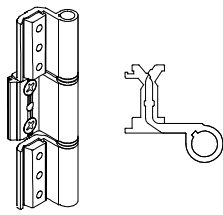
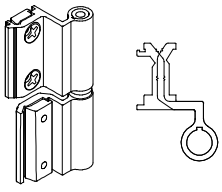
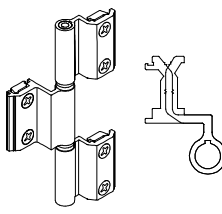
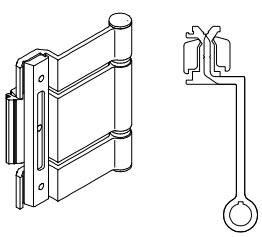
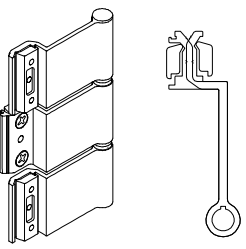


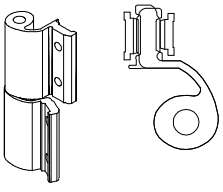
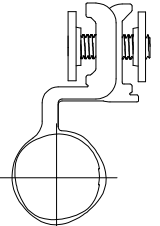
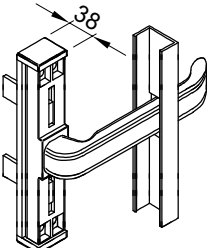
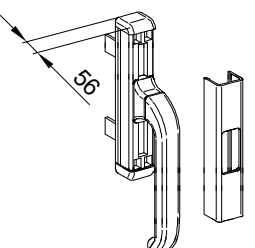
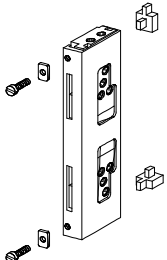
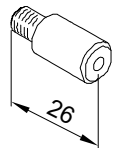
CODE	Izgled-presjek	Opis	Materijal	Nap.
363.008		<ul style="list-style-type: none"> <li>- Umetak profila za okretanje Z40-652-otvaranje unutra</li> <li>- Stara oznaka: GT 402,2107,2274</li> </ul>	PVC	
373.005		<ul style="list-style-type: none"> <li>-Umetak za fiksnu grilju</li> <li>-umeće se u profil H-638</li> <li>-prihvaća profil lamele F-0187</li> <li>- Stara oznaka: 2101-PR</li> </ul>		L+D
373.005.99		<ul style="list-style-type: none"> <li>-Početni i završni umetak za fiksnu grilju</li> <li>-umeće se u profil H-638</li> <li>-prihvaća profil lamele F-1705</li> </ul>		L+D
370.064		<ul style="list-style-type: none"> <li>-Umetak za mehanizma (utor 25mm), za početnu i završnu lamelu kod grilje sa pokretnim lamelama.</li> <li>- B.B.C. Italija</li> </ul>	PVC	
370.065		<ul style="list-style-type: none"> <li>-Umetak za početnu i završnu lamelu kod grilje sa pokretnim lamelama.</li> <li>- B.B.C. Italija</li> </ul>	PVC	





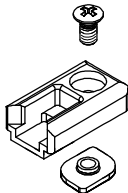



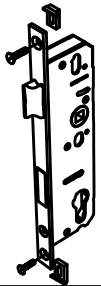
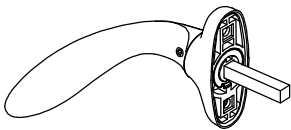
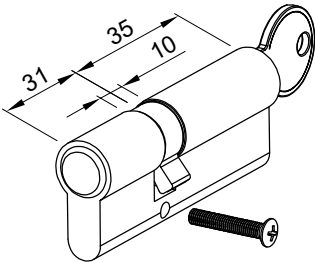
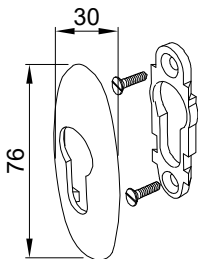

# Mehanizmi /Grilja Z40/

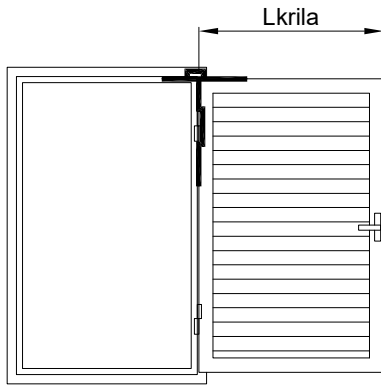


CODE	Izgled-presjek	Opis	Materijal	Nap.
111.001.01 02 03		<ul style="list-style-type: none"> <li>- Dvodijelna šarka <i>EURO ŽLIJEB</i></li> <li>- Stara oznaka E-100</li> <li>- Boje: 01- bijela; 02 - siva;03 - crna</li> </ul>		
111.002.01 02 03		<ul style="list-style-type: none"> <li>- Trodjelna šarka <i>EURO ŽLIJEB</i></li> <li>- Stara oznaka E-120</li> <li>- Boje: 01- bijela; 02 - siva;03 - crna</li> </ul>		
111.003.01 02 03		<ul style="list-style-type: none"> <li>- Dvodijelna šarka-vani <i>EURO ŽLIJEB</i></li> <li>- Stara oznaka EV-110</li> <li>- Boje: 01- bijela; 02 - siva;03 - crna</li> </ul>		
111.004.01 02 03		<ul style="list-style-type: none"> <li>- Trodjelna šarka-vani <i>EURO ŽLIJEB</i></li> <li>- Stara oznaka EV-130</li> <li>- Boje: 01- bijela; 02 - siva;03 - crna</li> </ul>		
111.013.01 02 03		<ul style="list-style-type: none"> <li>- Trodjelna prozorska šarka-otvaranje vani (<i>EURO ŽLIJEB</i>)</li> <li>-izbacuje krilo 100 mm</li> <li>- Stara oznaka EV-140</li> <li>- Boje: 01- bijela; 02 - siva;03 - crna</li> </ul>		
111.014.01 02 03		<ul style="list-style-type: none"> <li>- Trodjelna šarka za vrata - otvaranje vani (<i>EURO ŽLIJEB</i>)</li> <li>-izbacuje krilo 100 mm</li> <li>- Stara oznaka EV-160</li> <li>- Boje: 01- bijela; 02 - siva;03 - crna</li> </ul>		

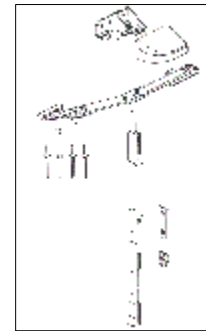
CODE	Izgled-presjek	Opis	Materijal	Nap.
114.001.01 02 03		- Dvodijelna šarka-EURO ŽLIJEB - Stara oznaka 2006.00.305-s 310-b 313-c		
113.003.01 02 03		- Dvodijelna šarka-EURO ŽLIJEB - Stara oznaka: VENUS - Boje: 01- bijela; 02 - siva; 03 - crna		
100.000.01 02 03		- Ručka grilje-uska - Stara oznaka: 1056		
105.004.01 02 03		- Ručka grilje-široka - Stara oznaka: 1004		
143.022		- Vezni elementi ručke i klizača - Stara oznaka: 2250	Inox	
143.023		- Vezni elementi ručke i klizača-vijak - Stara oznaka: 2255	Inox	

CODE	Izgled-presjek	Opis	Materijal	Nap.
140.073.01 03		<ul style="list-style-type: none"> <li>- Ručica za pokretanje lamela grilje sa vijcima i mehanizmom</li> <li>-Stara oznaka: BBC</li> <li>-Boje 01- bijela; 03- crna</li> </ul> <p>Za mehanizam 25 mm</p>		
140.040.01 03		<ul style="list-style-type: none"> <li>Element za pokretnu grilju-</li> <li>-<i>umeće se u profil krila grilje</i></li> <li>-<i>prihvata lamele D45-074</i></li> <li>- stara oznaka SP-X za lamele D45-074</li> <li>-Boje 01- bijela; 03- crna</li> </ul> <p>Mehanizam za utor 25 mm</p>		
143.001		<ul style="list-style-type: none"> <li>- Zapinjač</li> <li>- Stara oznaka: GS 2114</li> </ul>		
143.002		<ul style="list-style-type: none"> <li>-Zapinjač-krakun za pasivno krilo</li> <li>- Stara oznaka: GS 2111</li> </ul>		
143.003		<ul style="list-style-type: none"> <li>- Jednostrani prihvat zapinjača</li> <li>- Stara oznaka GS 1314</li> </ul>		
140.051		<ul style="list-style-type: none"> <li>- Mehanizam za fiksiranje grilje Z40 u otvorenom položaju</li> <li>- Stara oznaka Cobra (Esinplast)</li> </ul>		

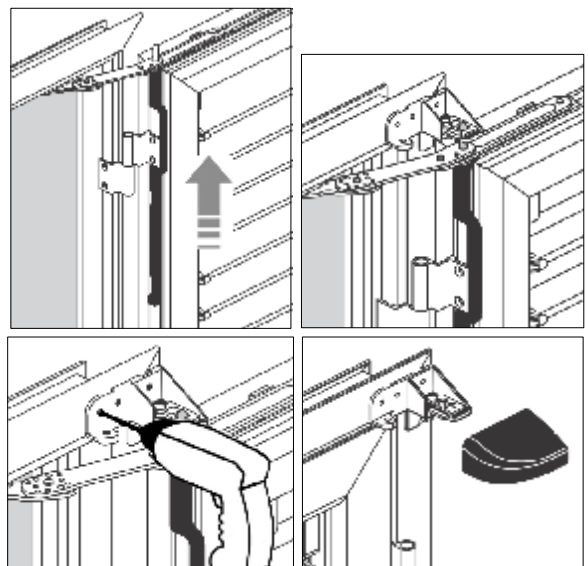
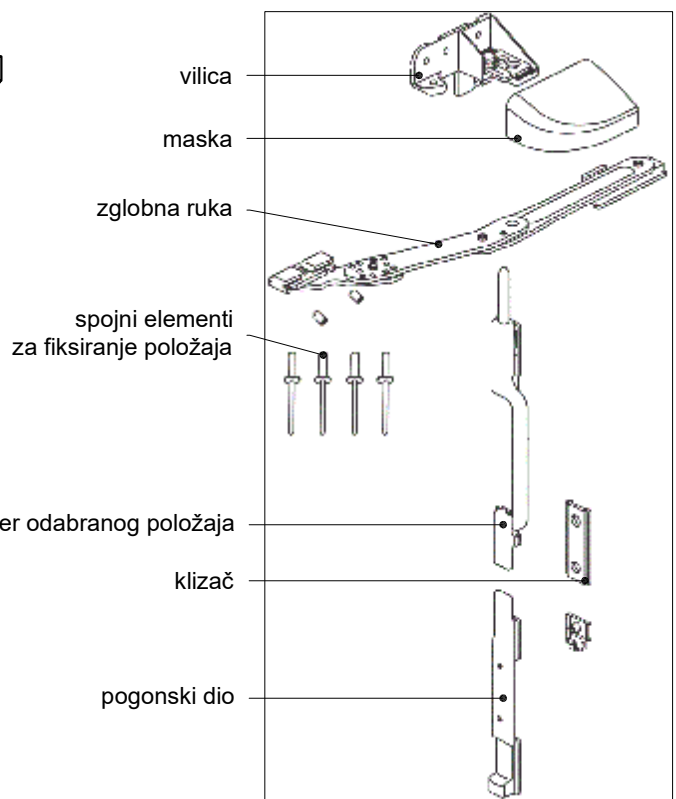
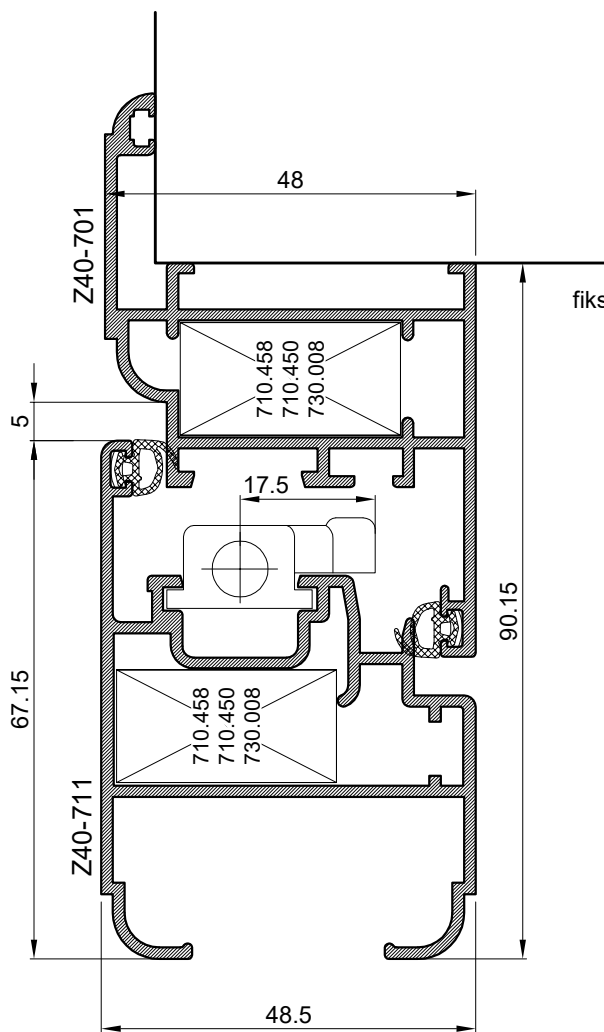

CODE	Izgled-presjek	Opis	Materijal	Nap.
124.001		<ul style="list-style-type: none"> <li>- Brava 35 mm sa jezičkom</li> <li>- Stara oznaka: 3022</li> </ul>	Inox Čelik	
104.001.01 02 03		<ul style="list-style-type: none"> <li>- Ručke za vrata (par)</li> <li>- Stara oznaka: 1032.00</li> <li>- Boje: 01- bijela; 02 - siva;03 - crna</li> </ul>	AlSi Zamak	
124.015		<ul style="list-style-type: none"> <li>- Uložak za bravu 31/35</li> <li>- Stara oznaka: 5053.00.520</li> </ul>		
124.004.01 02 03		<ul style="list-style-type: none"> <li>- Štitnik cilindra za bravu (par)</li> <li>- Stara oznaka: 1016.00</li> <li>- Boje: 01- bijela; 02 - siva;03 - crna</li> </ul>	Zn Čelik	
125.001		<ul style="list-style-type: none"> <li>- Prihvatnik jezička brave (šild)</li> <li>- Stara oznaka: 6862/25</li> </ul>	Prökrom Čelik	



Mehanizam art.140.051 -za fiksiranje krila u otvorenom položaju  
-za profile s eurožlijebom



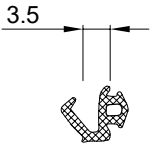
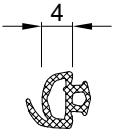


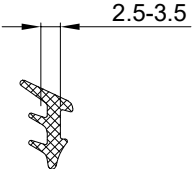
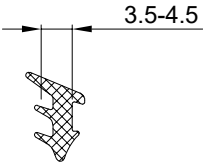
Art. 140.051

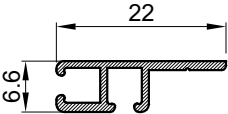
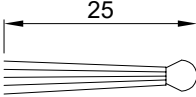




**Brtvila**  
**/Grilja Z40/**




CODE	Izgled-presjek	Opis	Materijal	Nap.
321.006		-Brtva u krilu -Stara oznaka (Z106)	EPDM	61
321.001		- Brtva u krilu - Stara oznaka 210.001.090 (Z106)	EPDM	61
344.014		- Brtva na spoju lamela - Stara oznaka: C781-M	EPDM	
348.010		-Brtva na spoju lamela -Oznaka proizvođača: 01104 (Complastex)	Koekstruzija PVC	
311.001		- Brtva prema staklu /unutarnja/ - Stara oznaka 210.001.125 (921)	EPDM	71
311.002		-Brtva prema staklu /unutarnja/ - Stara oznaka 210.001.123 (918)	EPDM	71

CODE	Izgled-presjek	Opis	Materijal	Nap.
521.001		<ul style="list-style-type: none"> <li>- Držač četkaste Brvila L=2500 mm</li> <li>- Stara oznaka Z 801</li> </ul>	Al.	
347.001		<ul style="list-style-type: none"> <li>- Četkasta brtva L=2500 mm</li> <li>- Stara oznaka Z 802</li> </ul>		

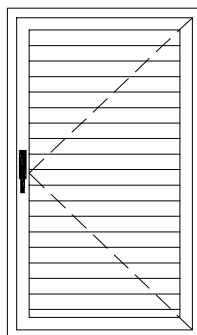
**Presjeci**  
**/Grilja Z40/**



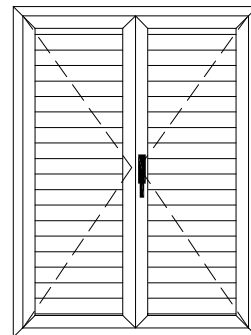
### TIPOLOGIJA



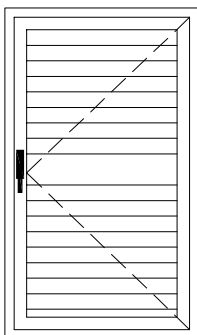
Grilja bez rama



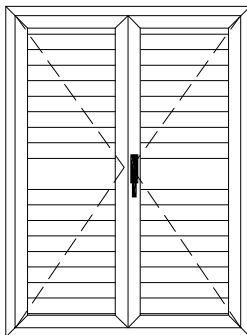
Jednokrilna prozorska grilja



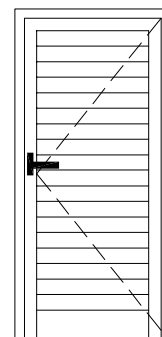
Dvokrilna prozorska grilja



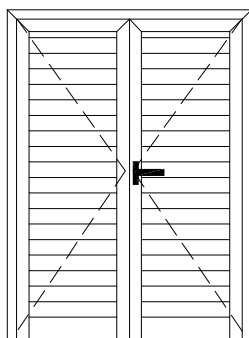
Jednokrilna prozorska grilja s prečkom



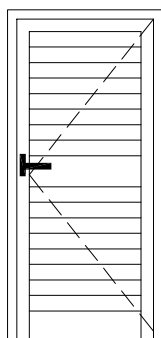
Dvokrilna prozorska grilja s prečkom



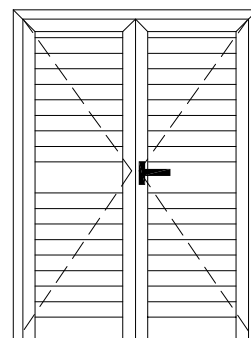
Jednokrilna vratna grilja



Dvokrilna vratna grilja

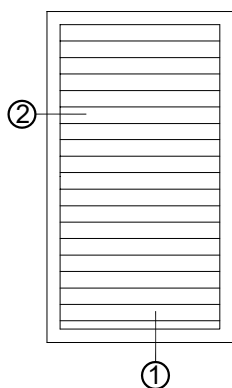


Jednokrilna vratna grilja s prečkom

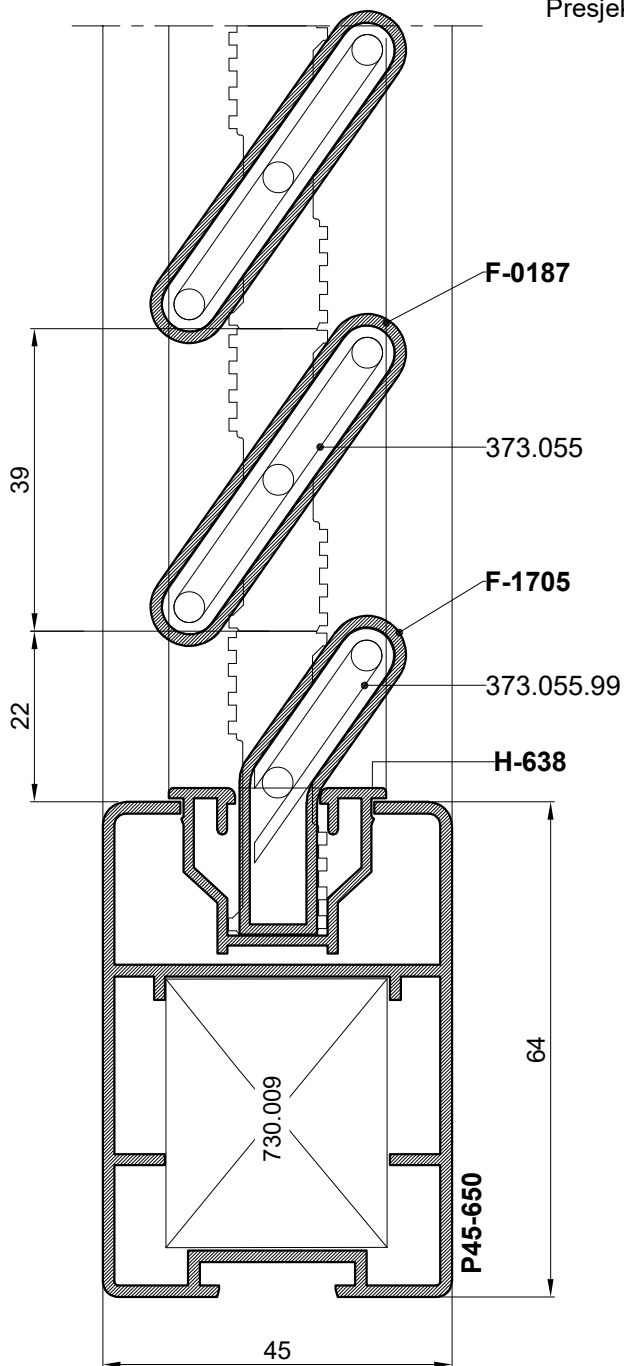


Dvokrilna vratna grilja s prečkom

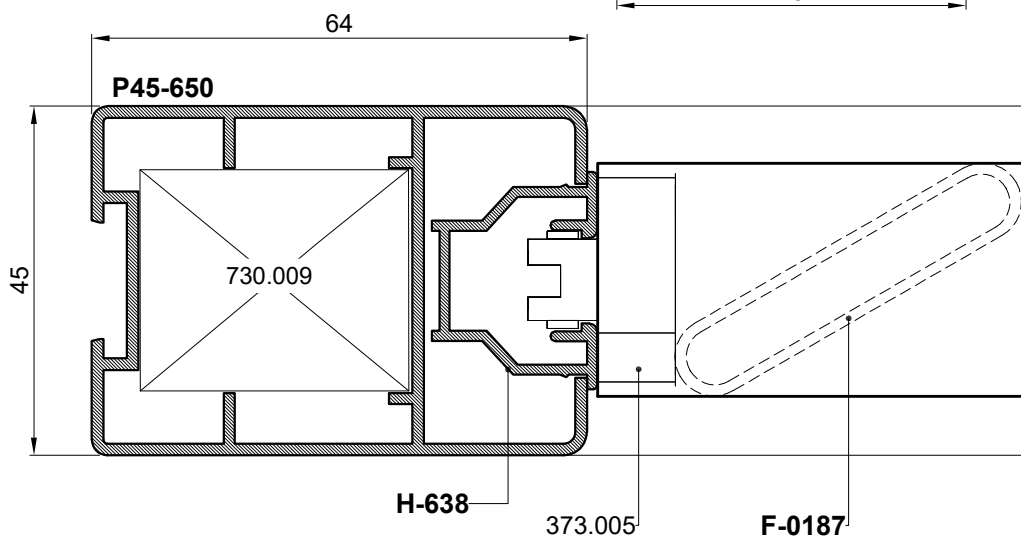
-GRILJA BEZ RAMA  
 -Kriilo grilje od profila P45-650  
 sa ispunom od fiksnih lamela F-0187



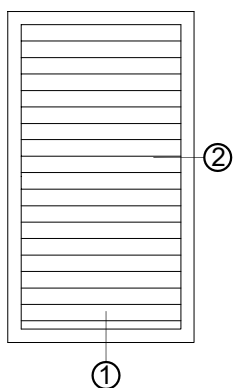
Presjek 1



Presjek 2



-GRILJA BEZ RAMA  
 -Kriilo grilje od profila P45-650  
 sa ispunom od pokretnih lamela  
 D45-074



Presjek 1

Mehanizam 25mm  
 140.040

D45-074

348.010

PVC umetak  
 370.064  
 370.065

D45-075

Z40-740

730.009

P45-650

64

45

Presjek 2

64

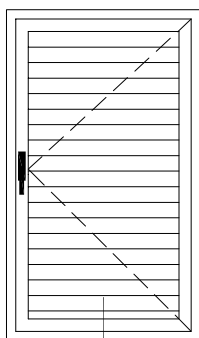
P45-650

730.009

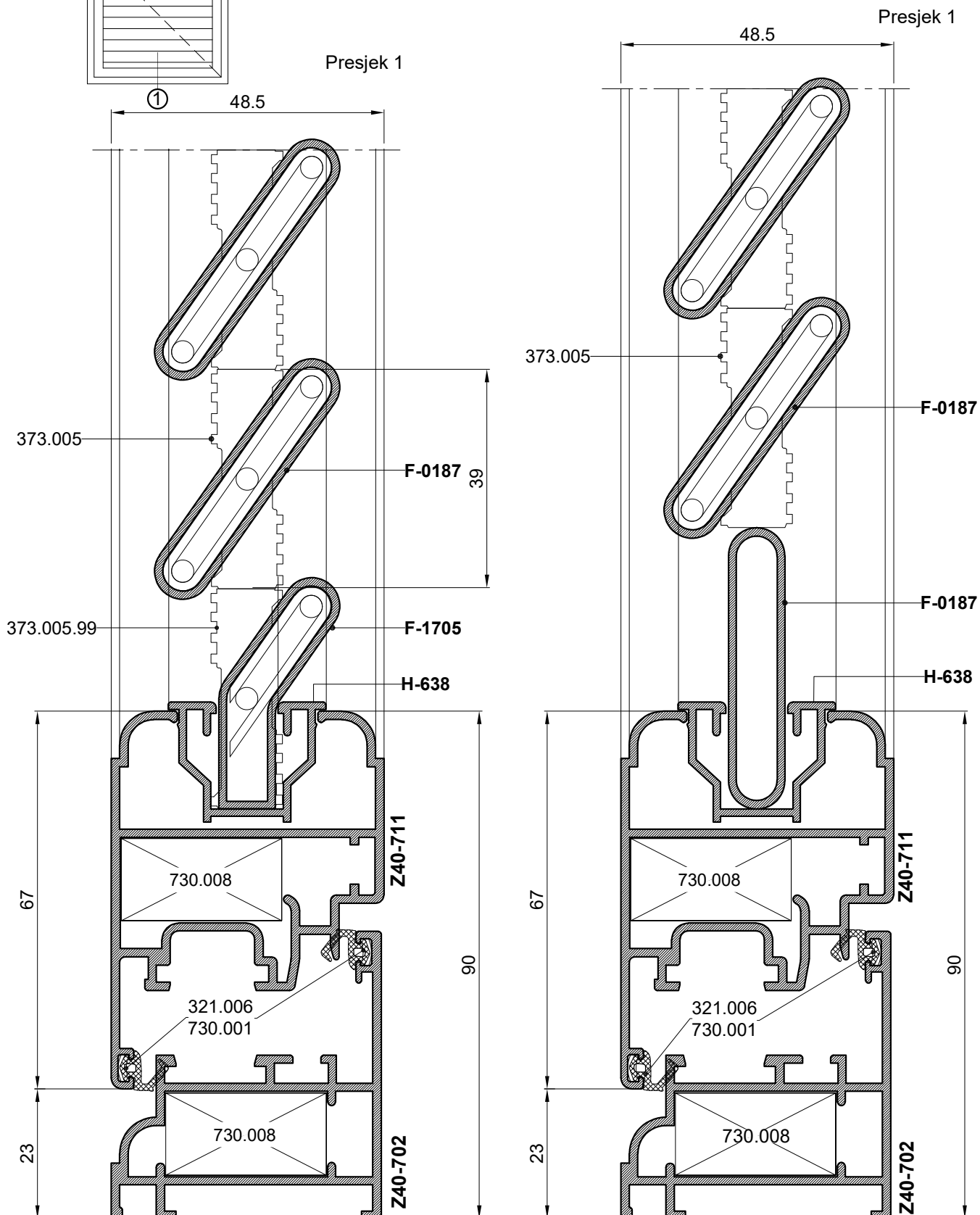
45

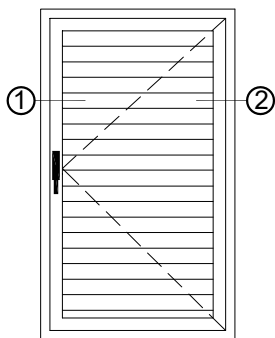
D45-074

Mehanizam 25mm  
 140.040



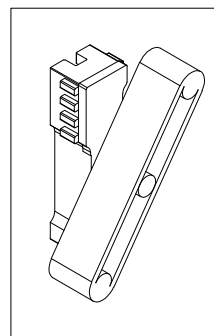
GRILJA S FIKSNOM ISPUNOM  
 Jednokrilna zaokretna prozorska  
 grilja sa fiksnom ispunom  
 F-0187



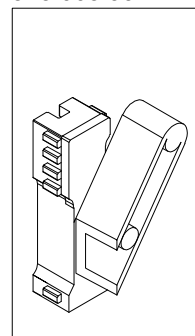


GRILJA S FIKSNOM ISPUNOM  
Jednokrilna zaokretna prozorska  
grilja s fiksnom ispunom F-0187

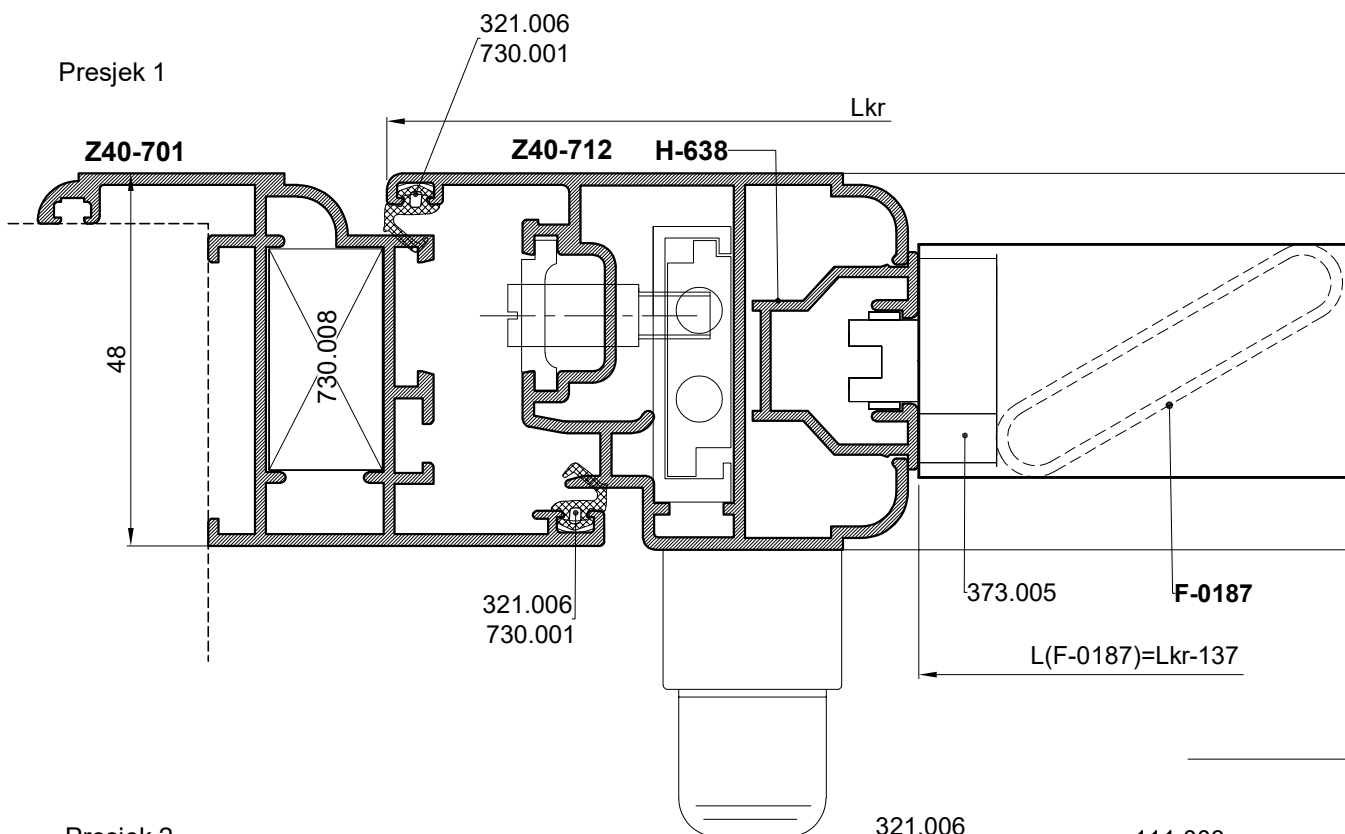
373.005



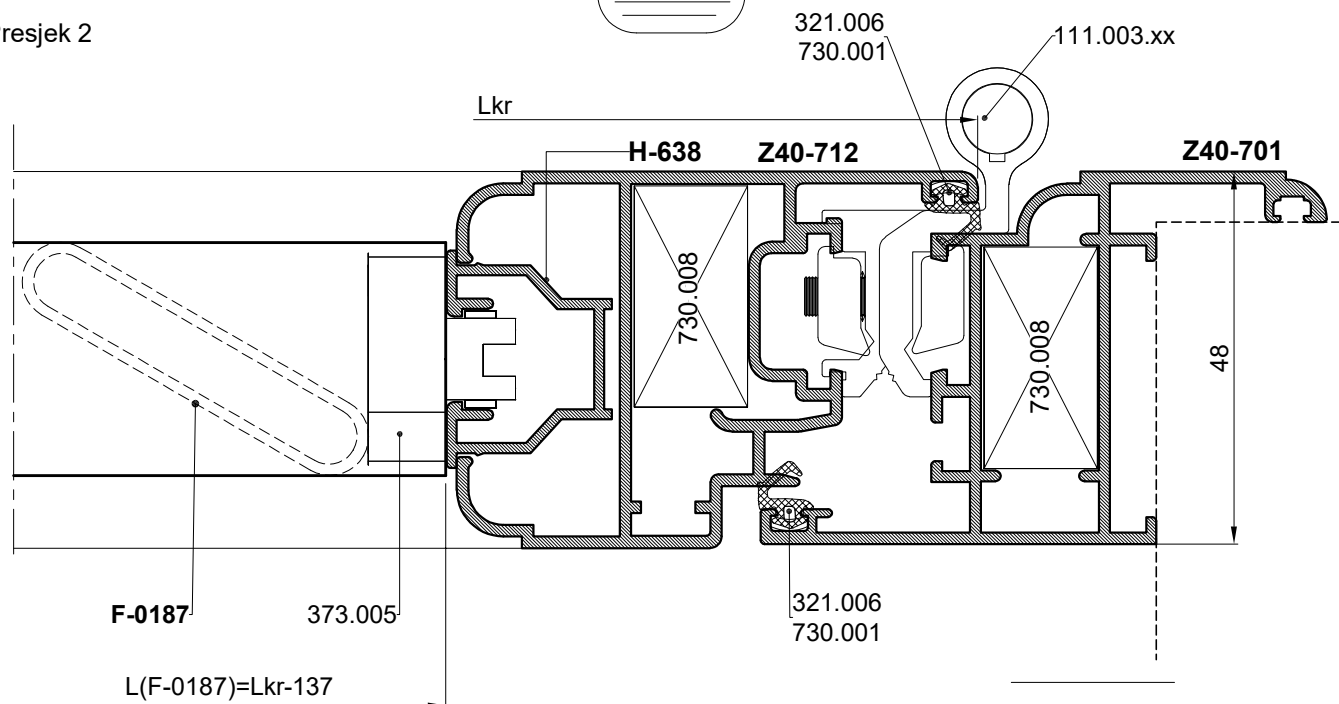
373.005.99

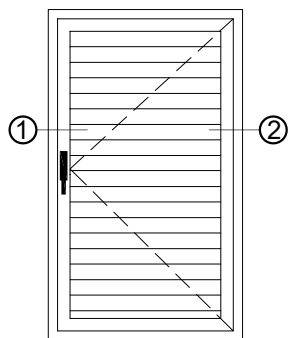


Presjek 1



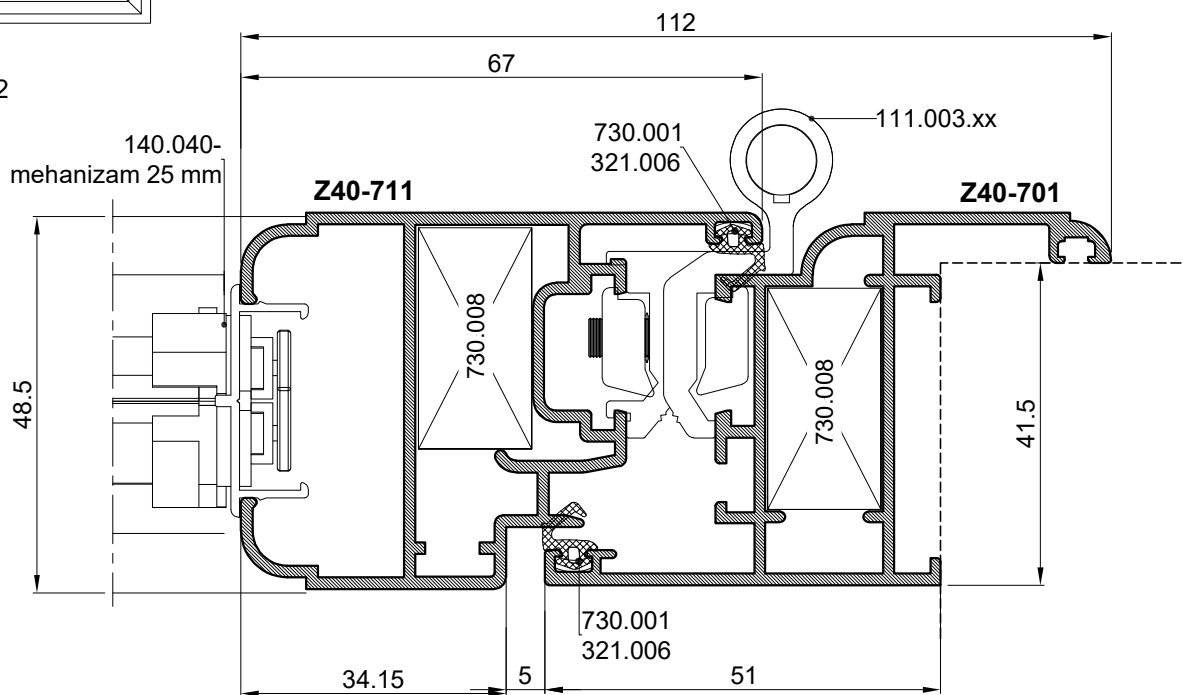
Presjek 2



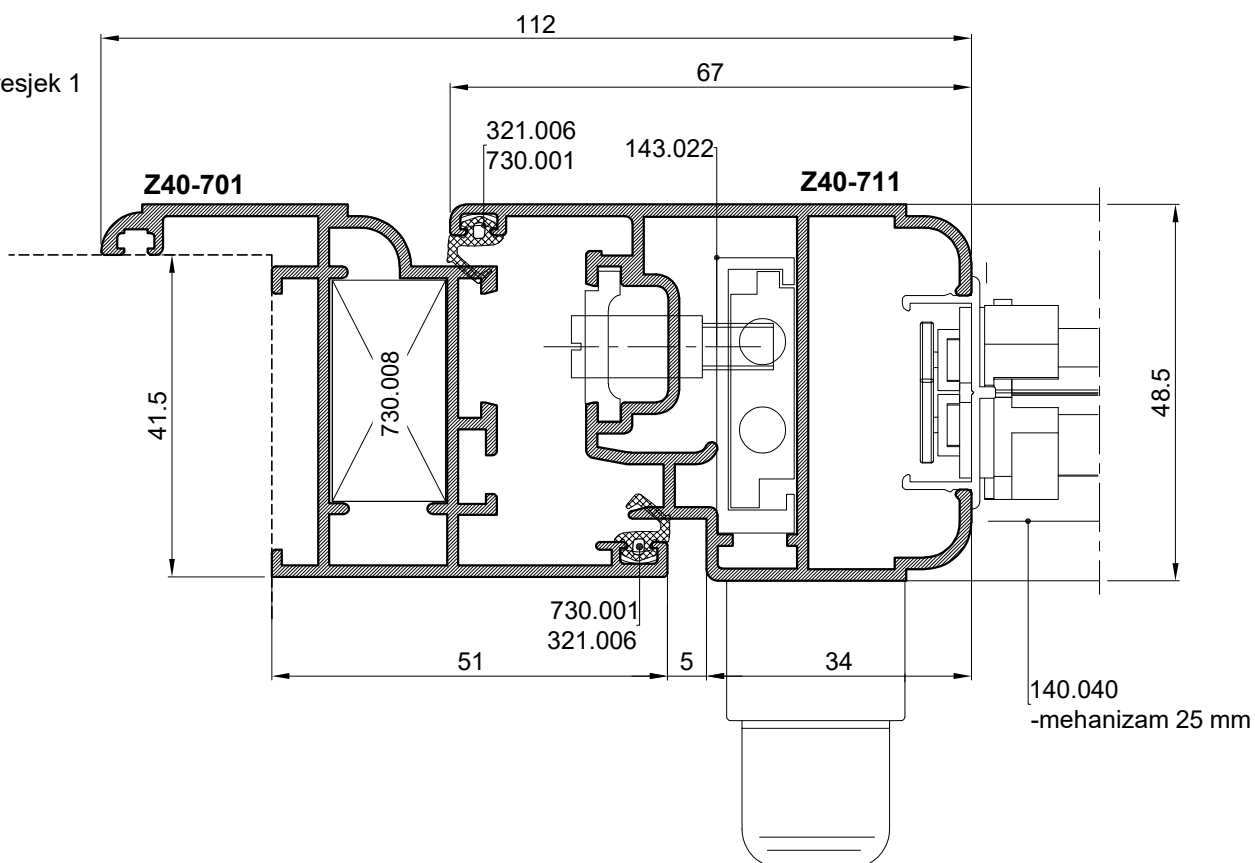


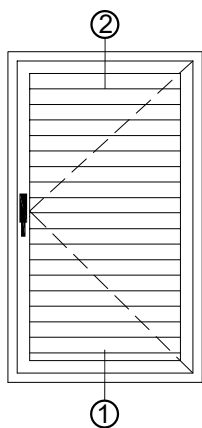
**PROZORSKA GRILJA**  
 Jednokrilna zaokretna prozorska grilja  
 s pokretnim lamelama D45-074

Presjek 2

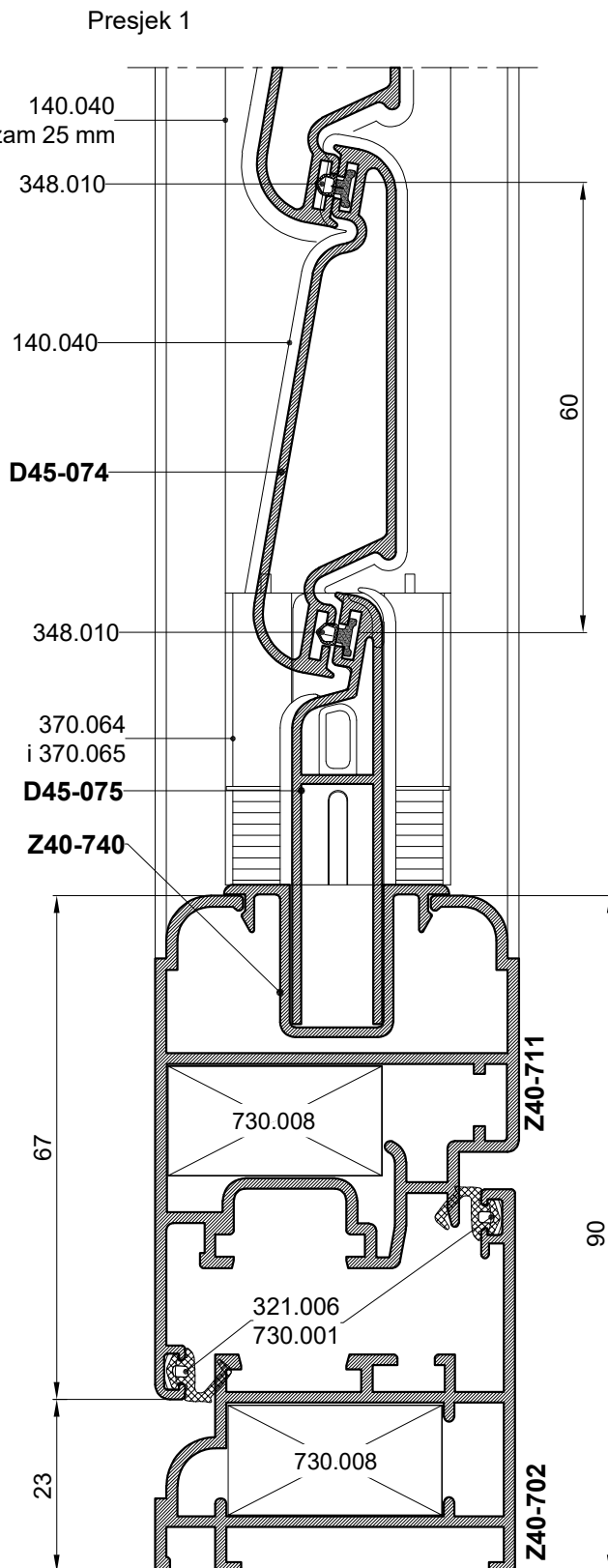
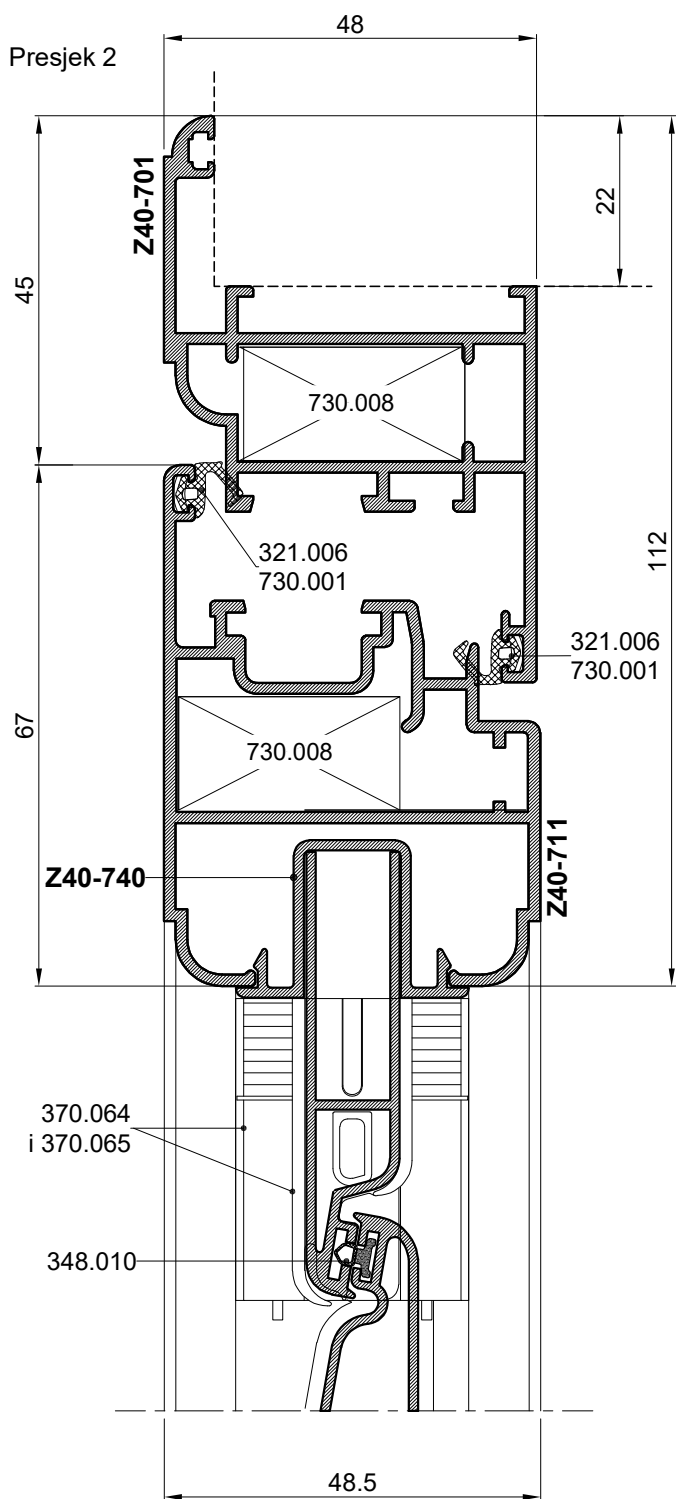


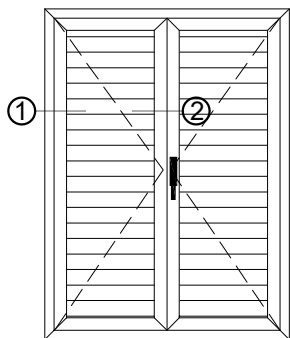
Presjek 1



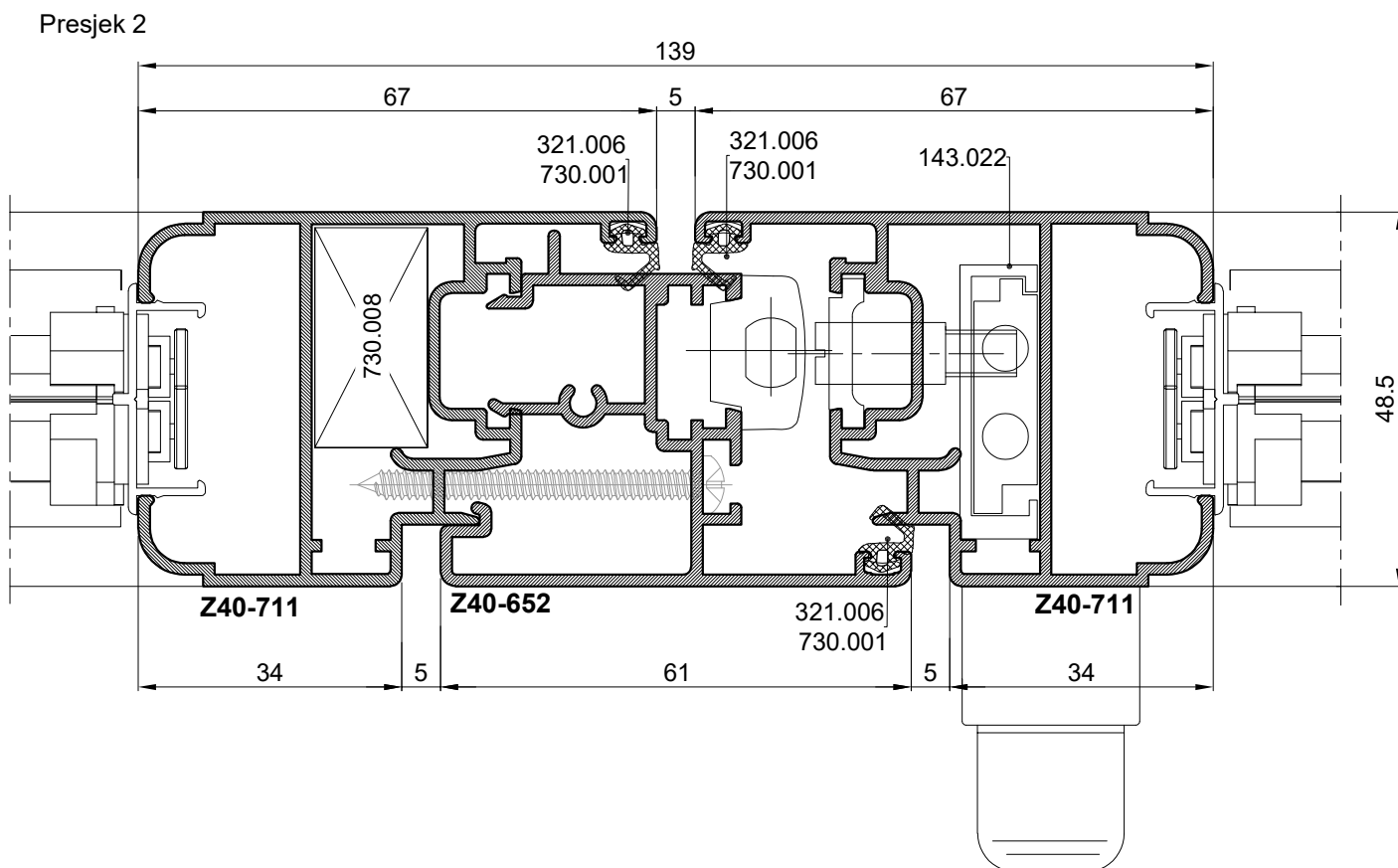
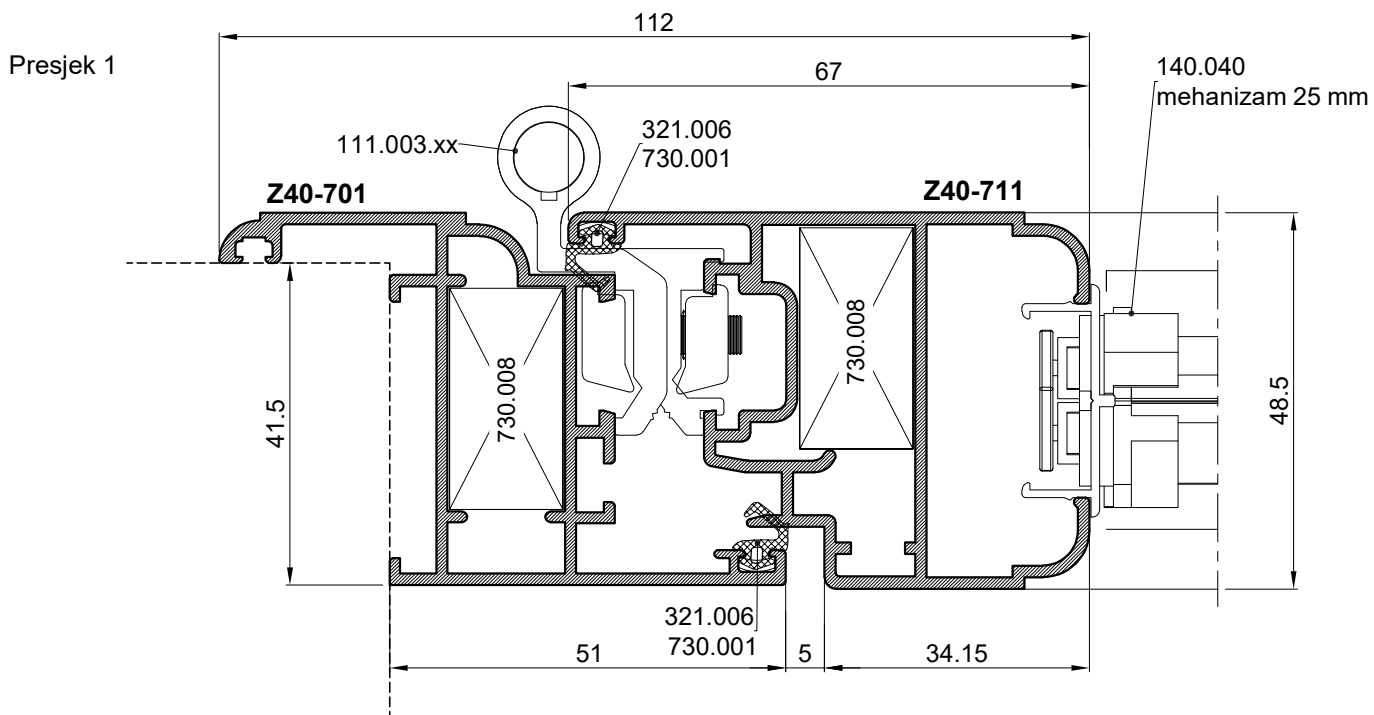


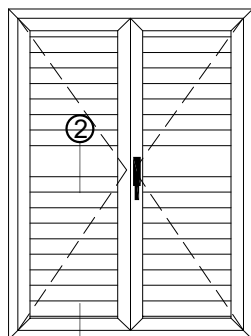
**PROZORSKA GRILJA**  
 Jednokrilna zaokretna prozorska  
 grilja s pokretnim lamelama D45-074





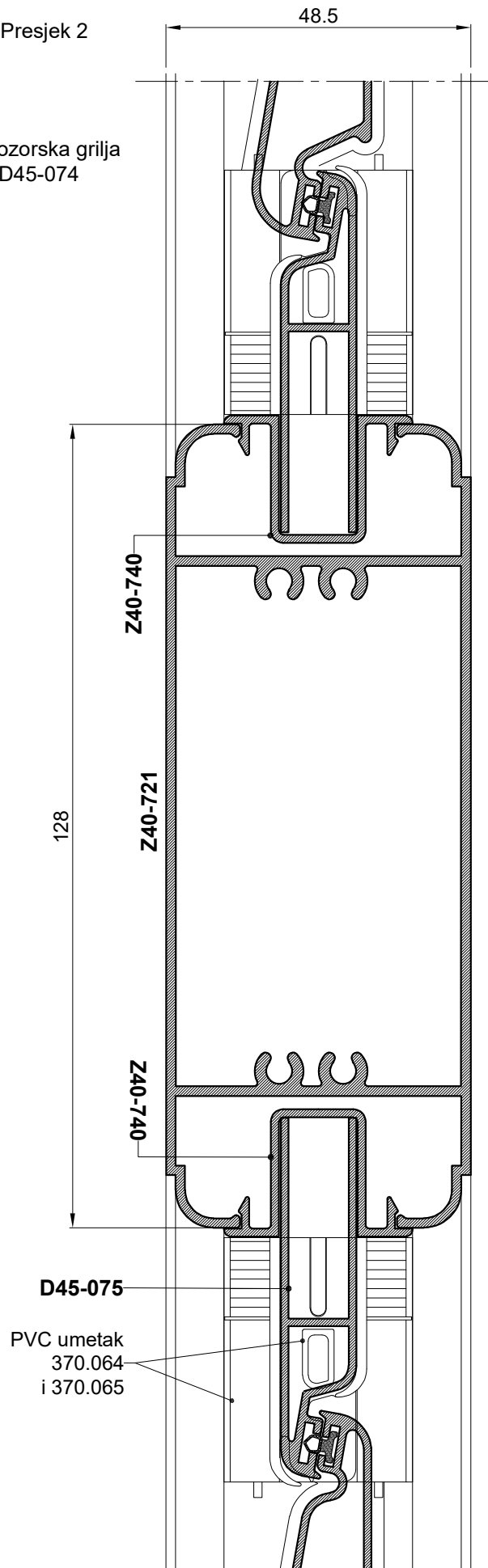
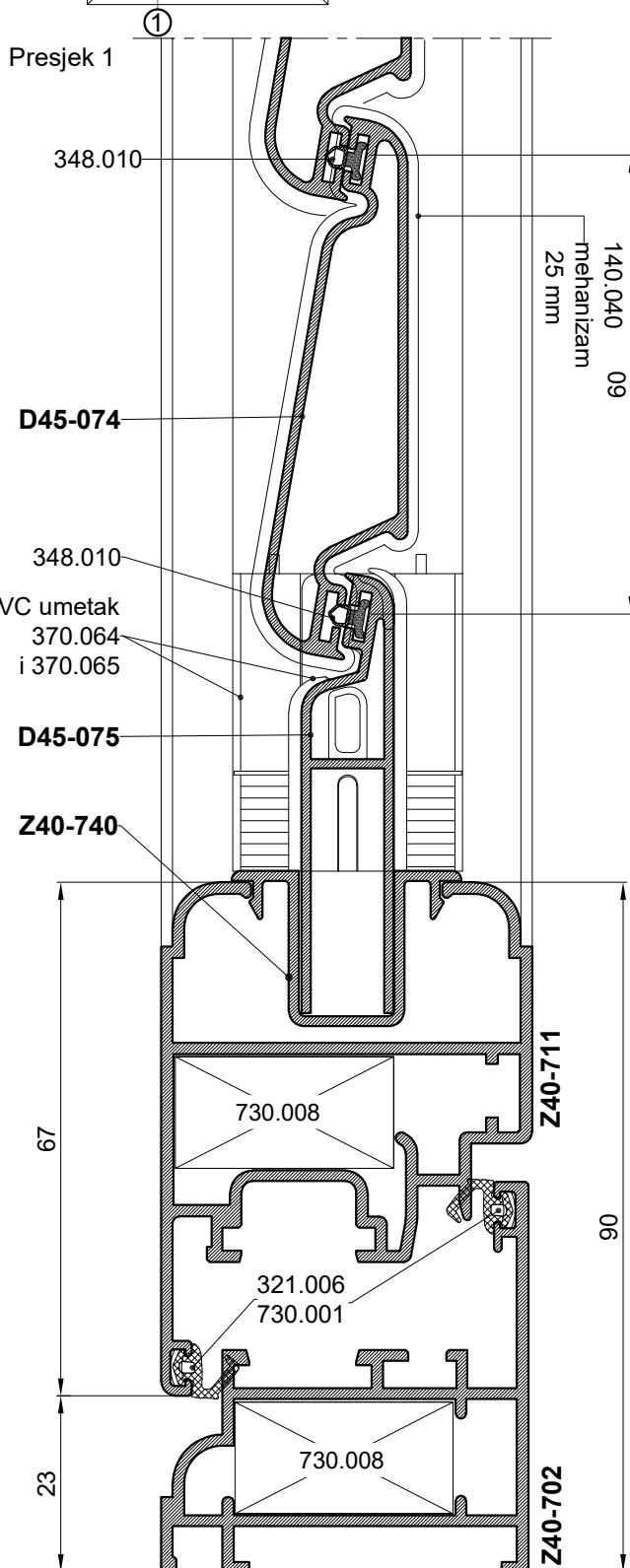
**PROZORSKA GRILJA**  
Dvokrilna zaokretna prozorska grilja  
s pokretnim lamelama D45-074

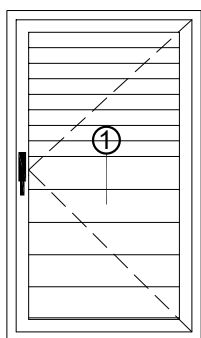




**PROZORSKA GRILJA**  
 Dvokrilna zaokretna prozorska grilja  
 s pokretnim lamelama D45-074

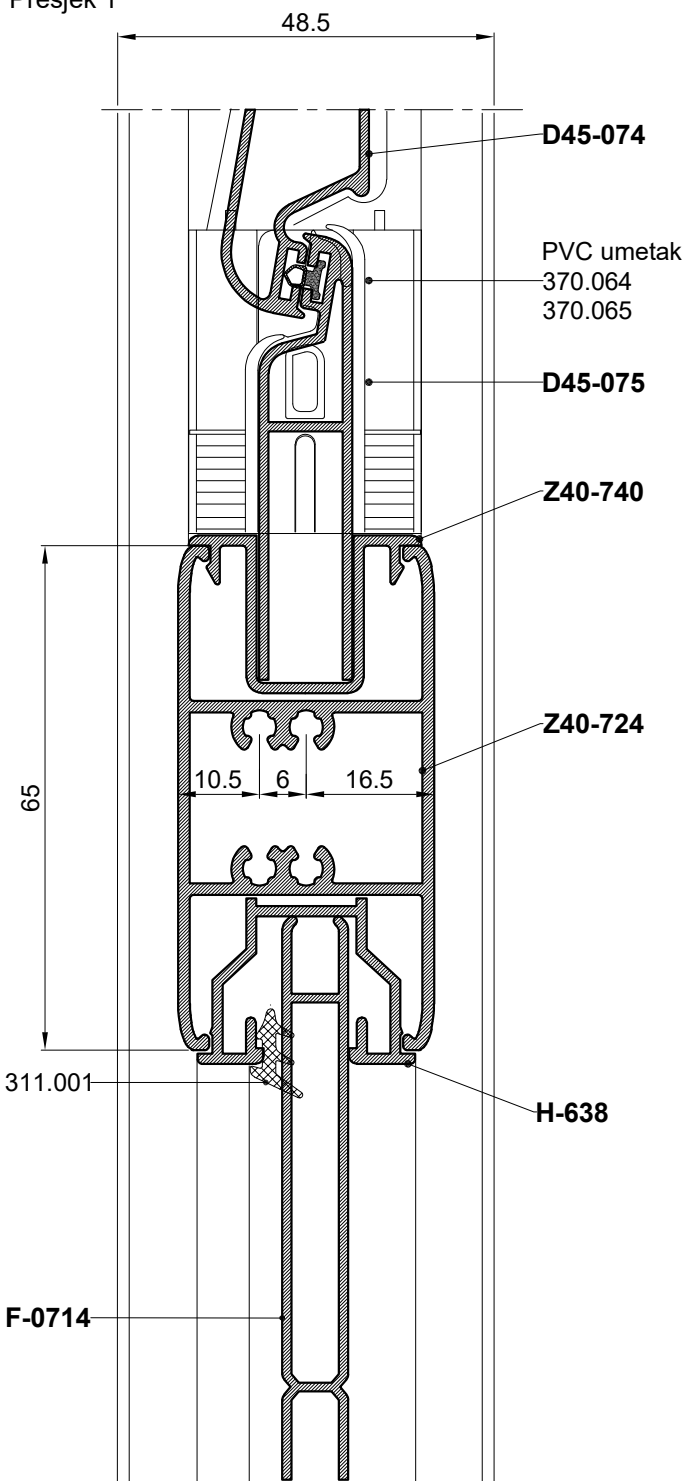
Presjek 2



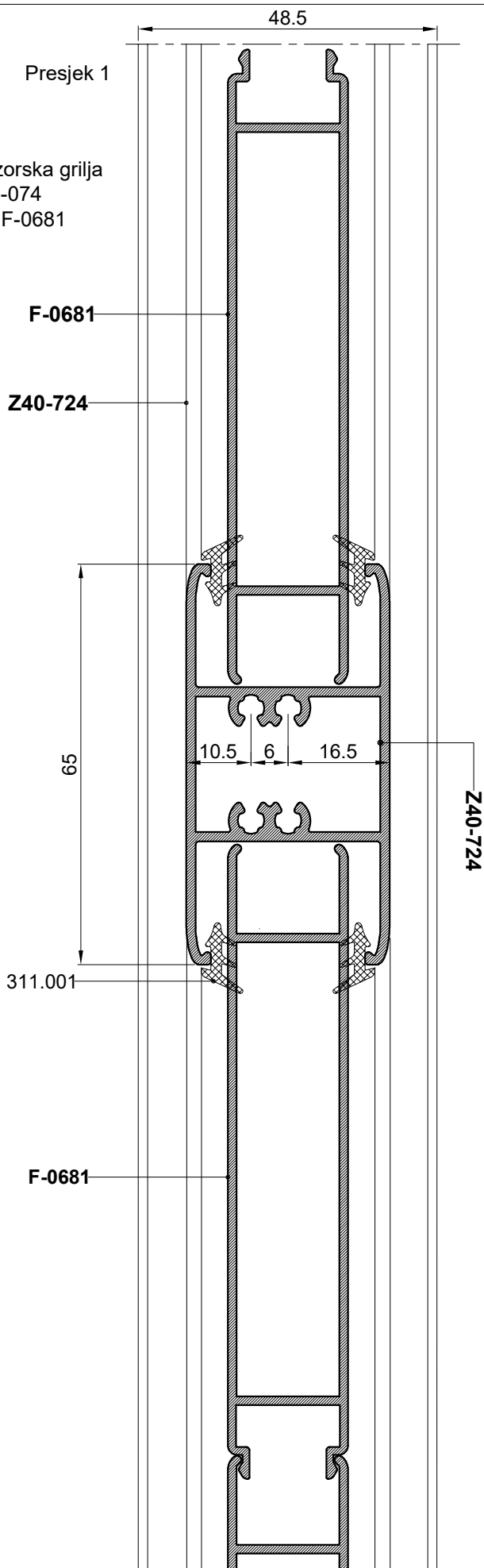


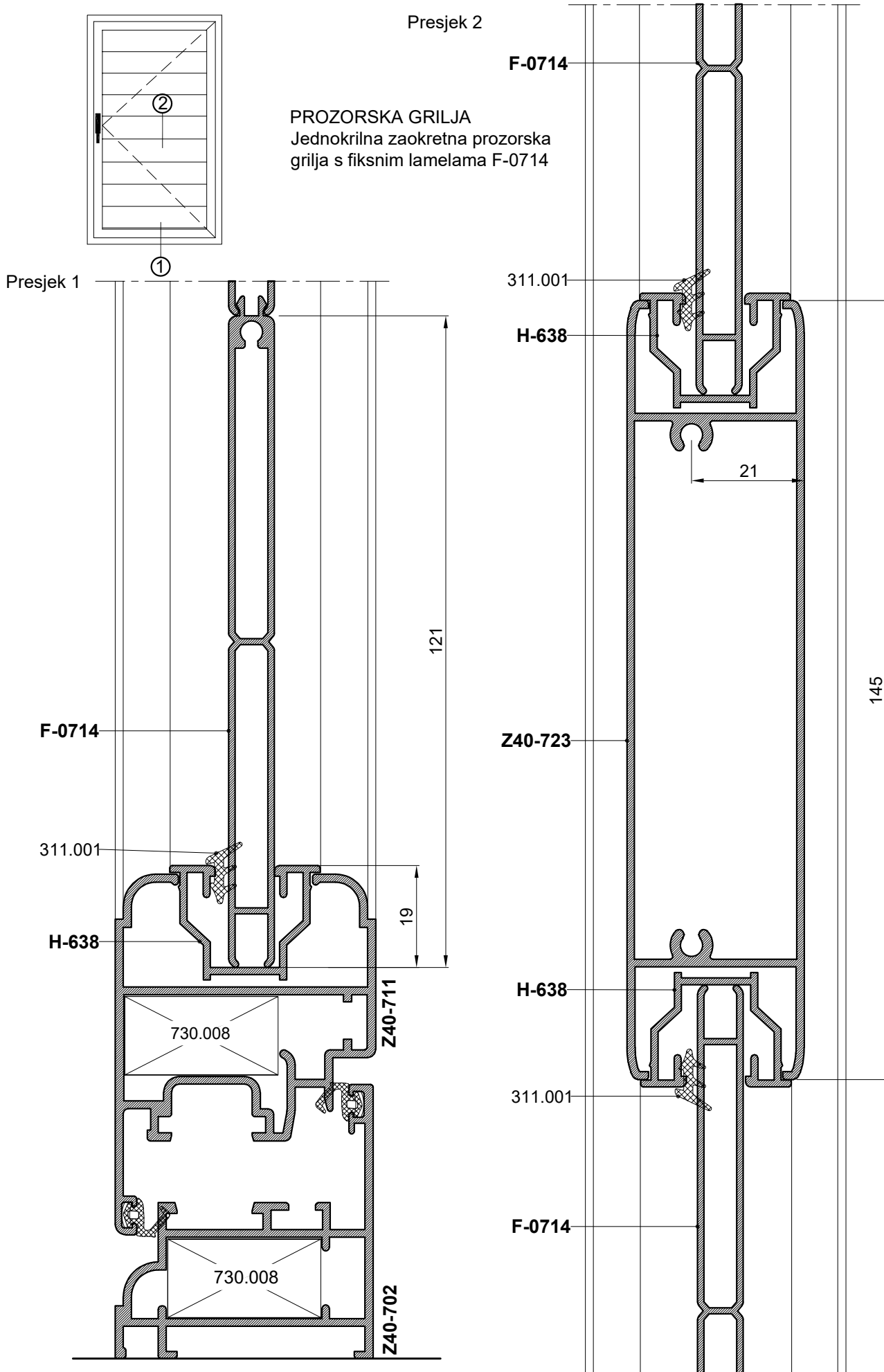
**PROZORSKA GRILJA**  
 Jednokrilna zaokretna prozorska grilja  
 s pokretnim lamelama D45-074  
 i fiksnim lamelama F-0714;F-0681

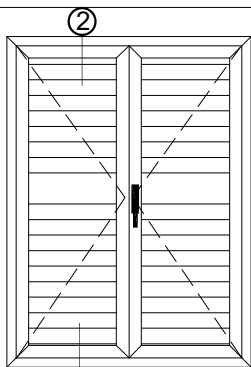
Presjek 1



Presjek 1





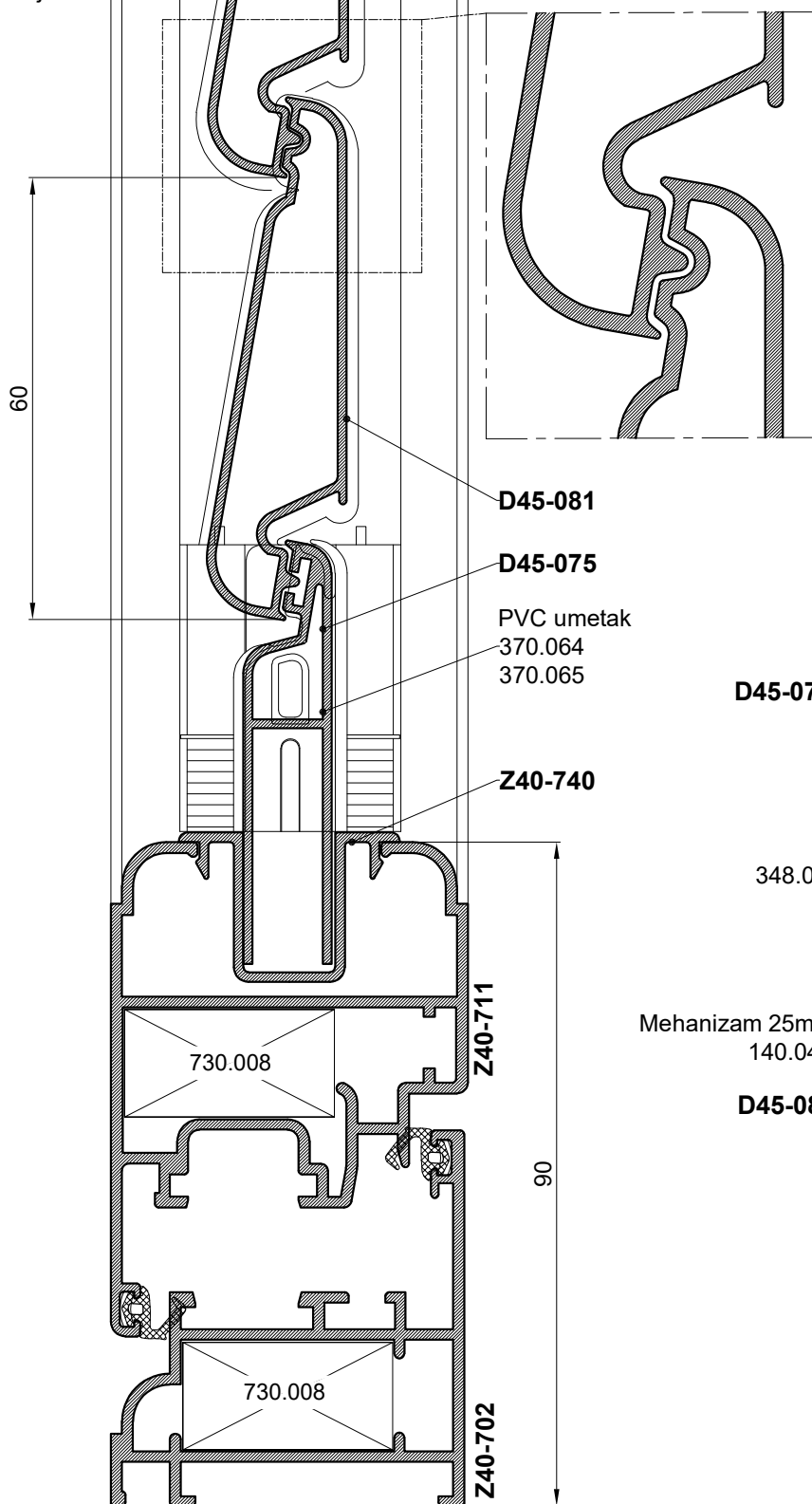
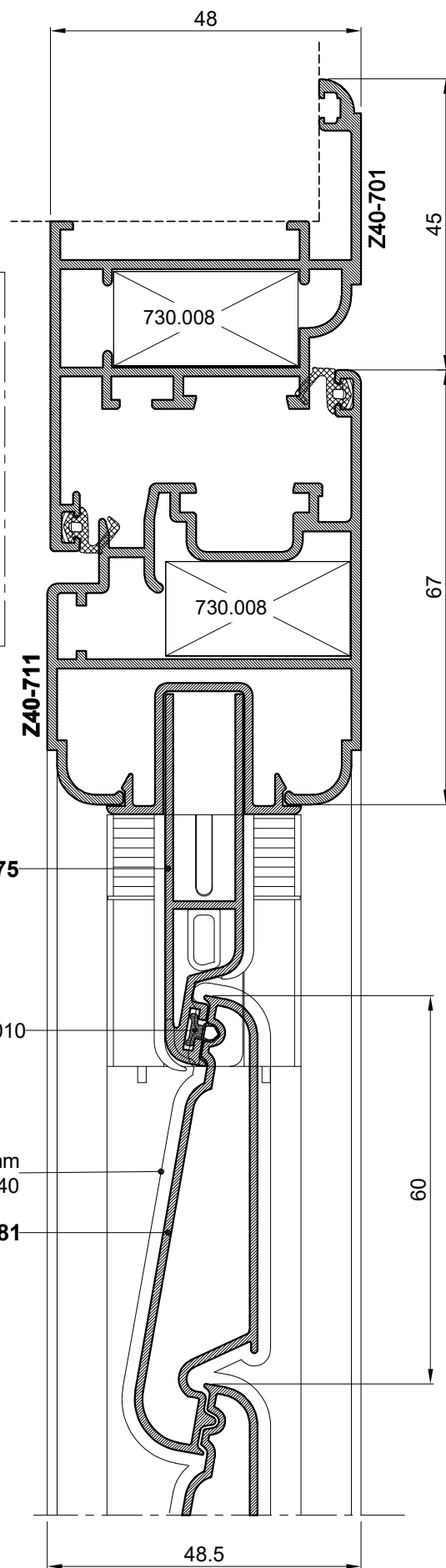


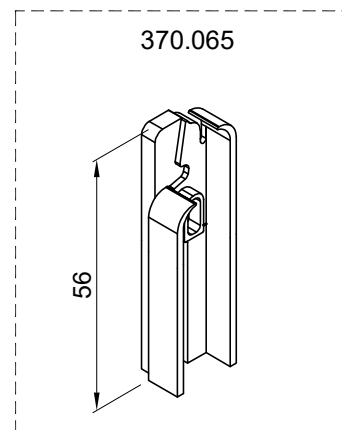
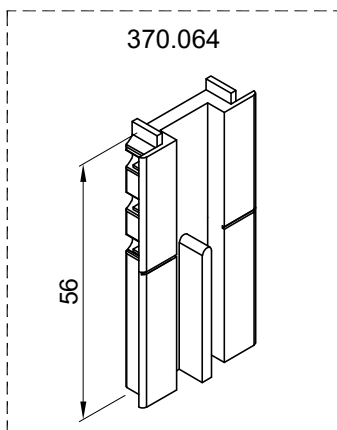
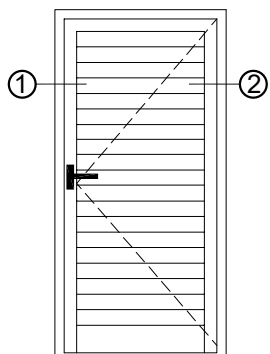
### LAMELE BEZ BRTVE

- Profil D45-081
- Brtva se umeće samo u prvu početnu lamelu (gornju)

Presjek 1

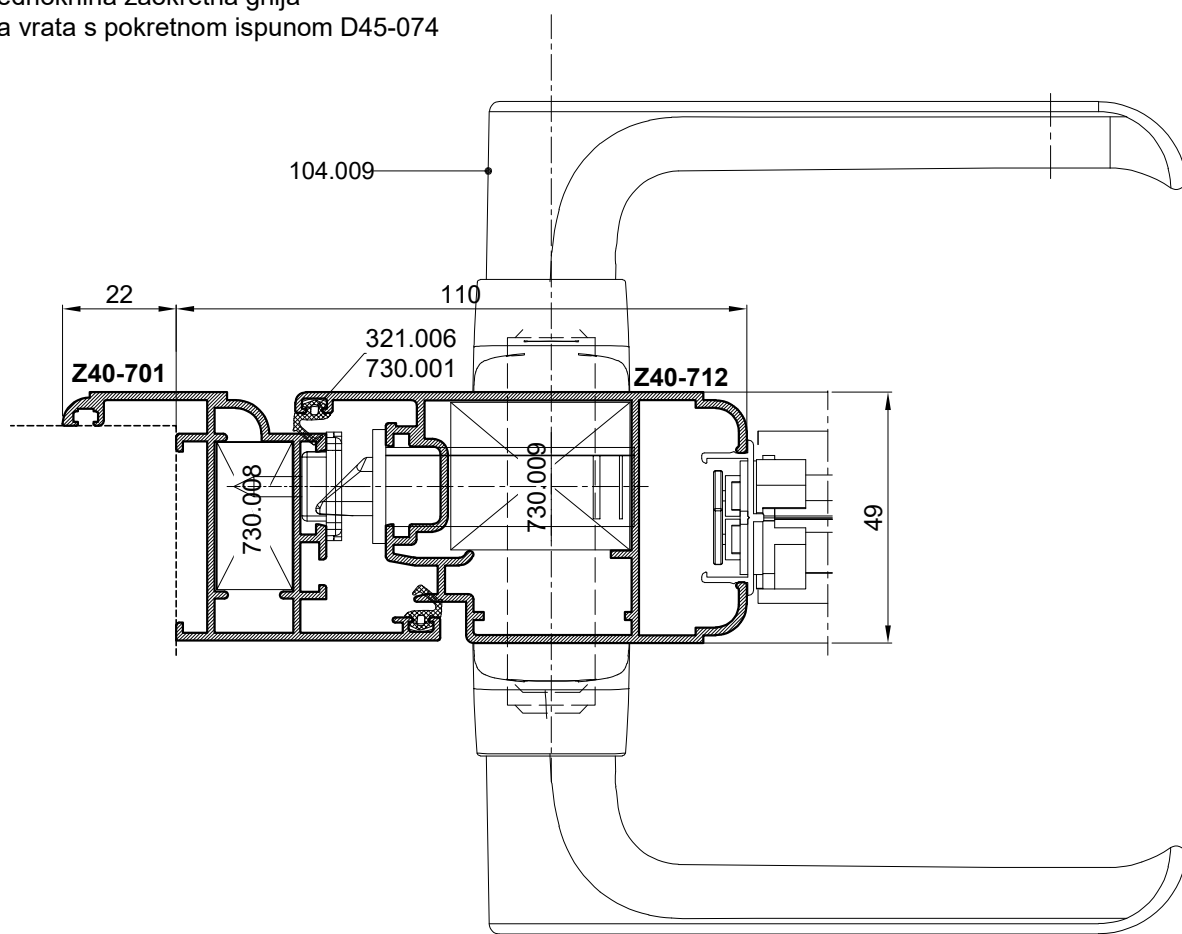
Presjek 1



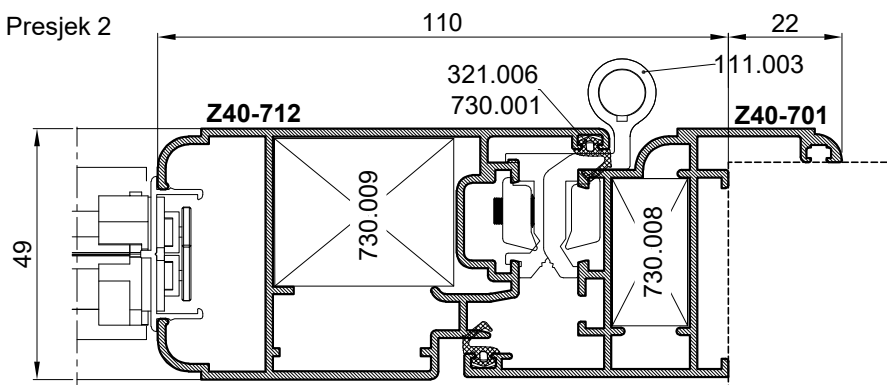


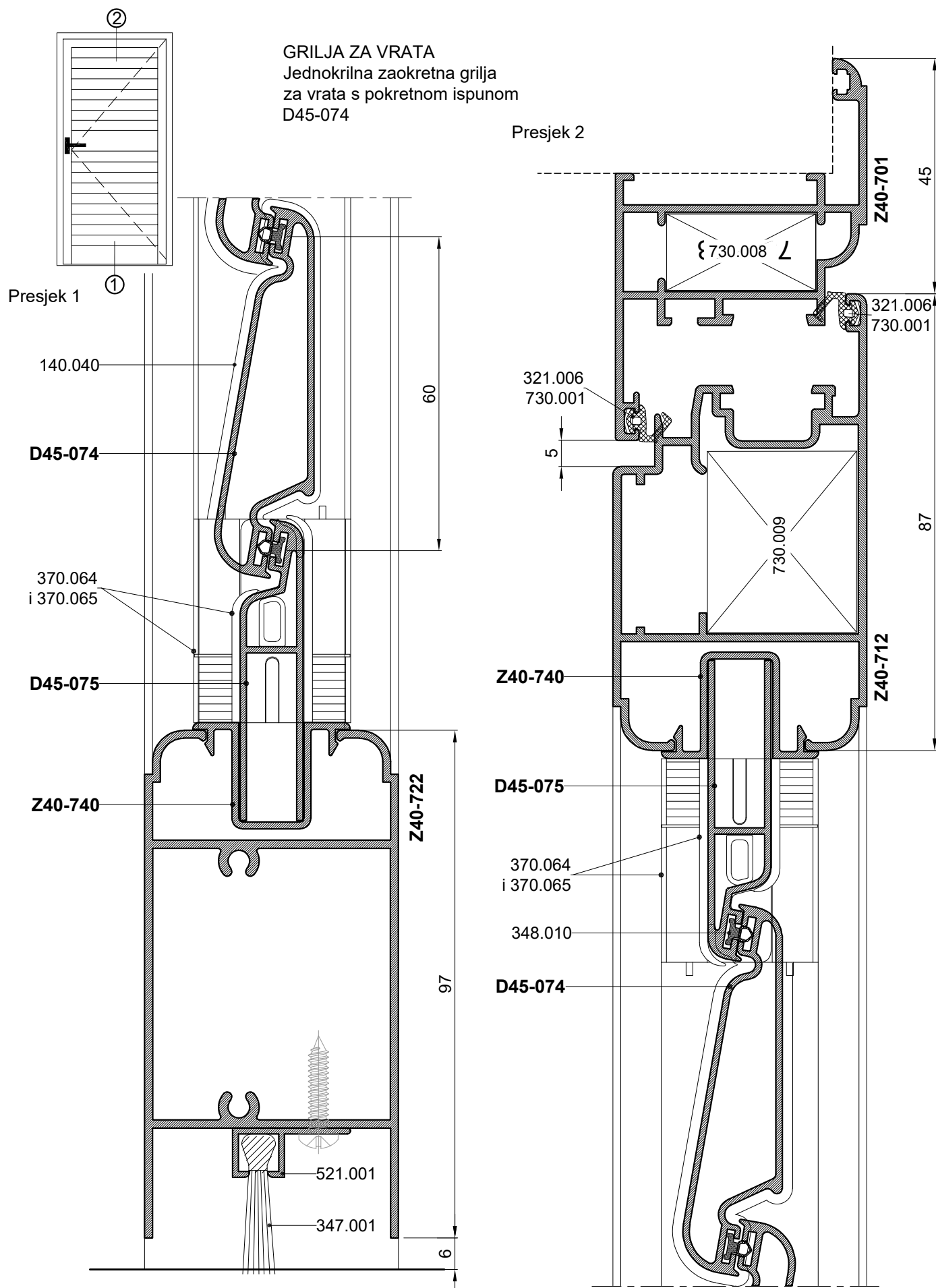
**GRILJA ZA VRATA**  
 Jednokrilna zaokretna grilja  
 za vrata s pokretnom ispunom D45-074

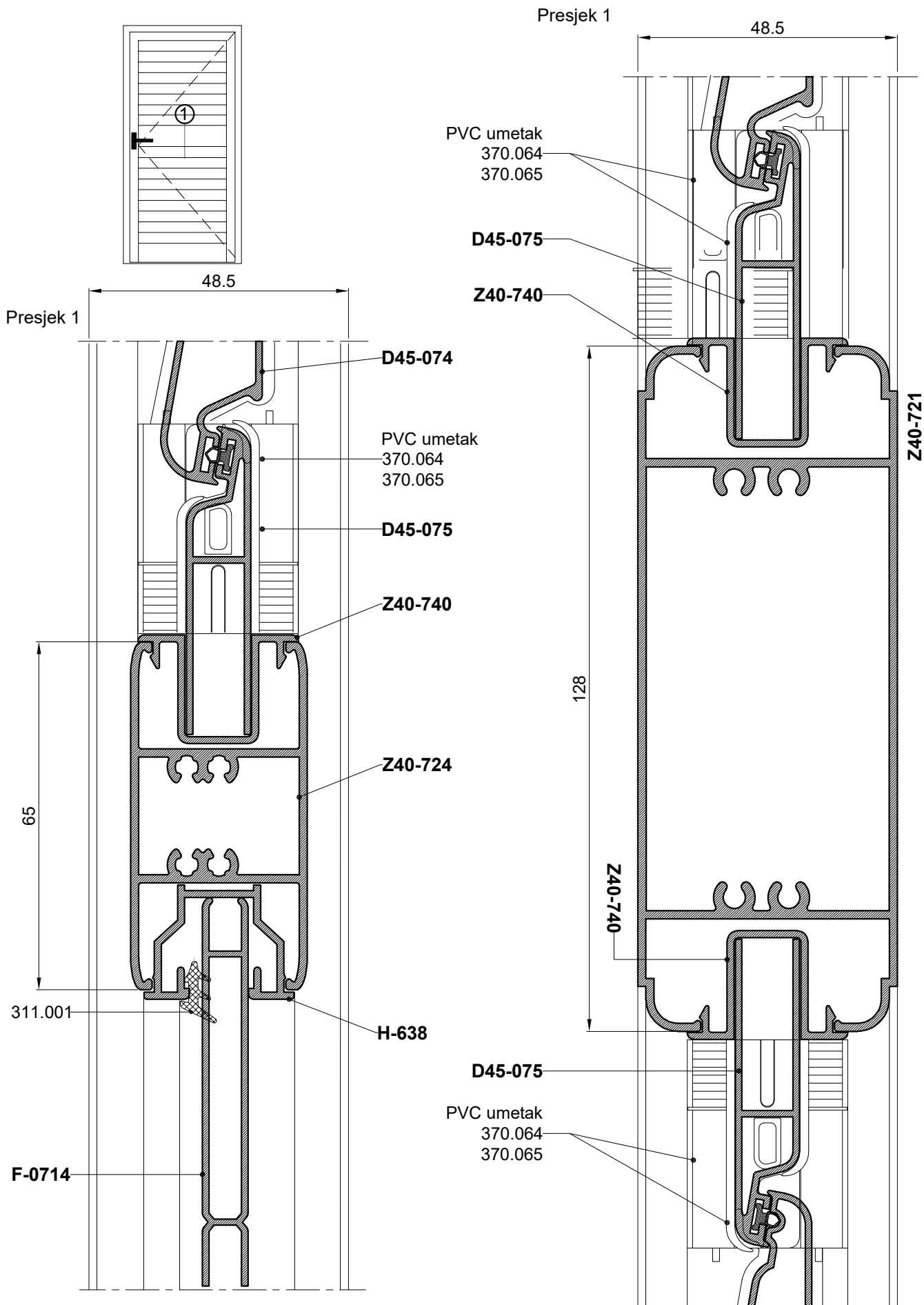
Presjek 1

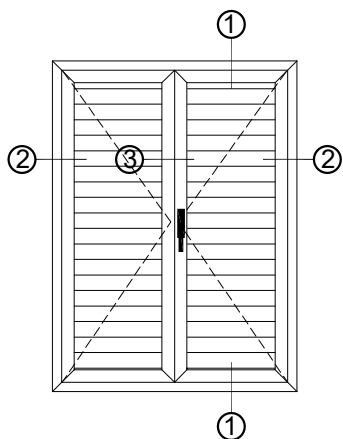


Presjek 2



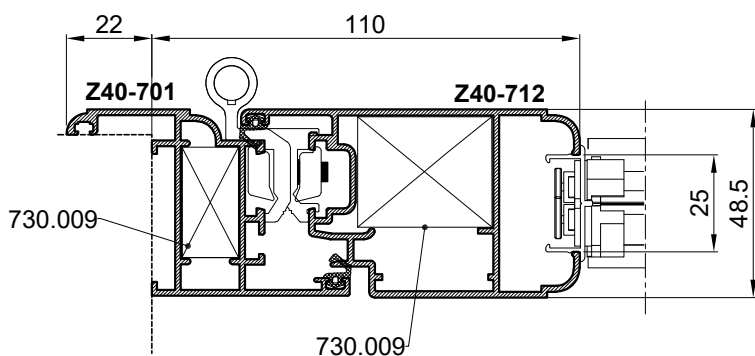




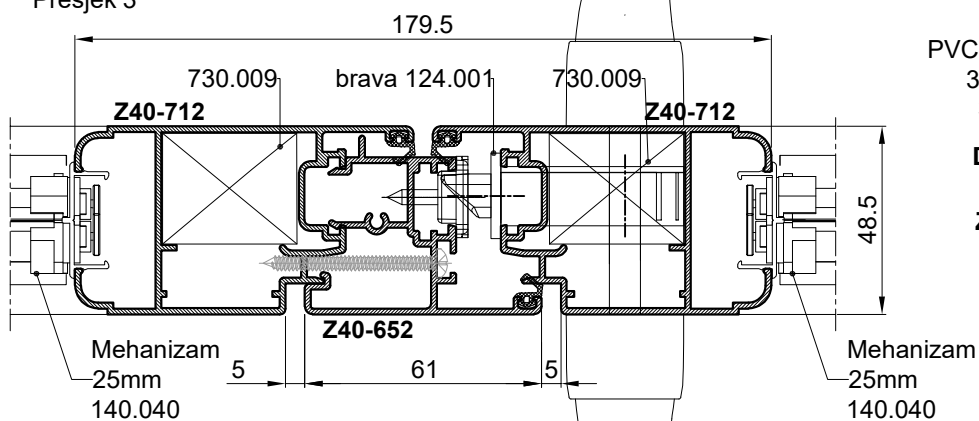


**GRILJA ZA VRATA**  
Dvokilna zaokretna grilja za vrata  
s pokretnom ispunom D45-074

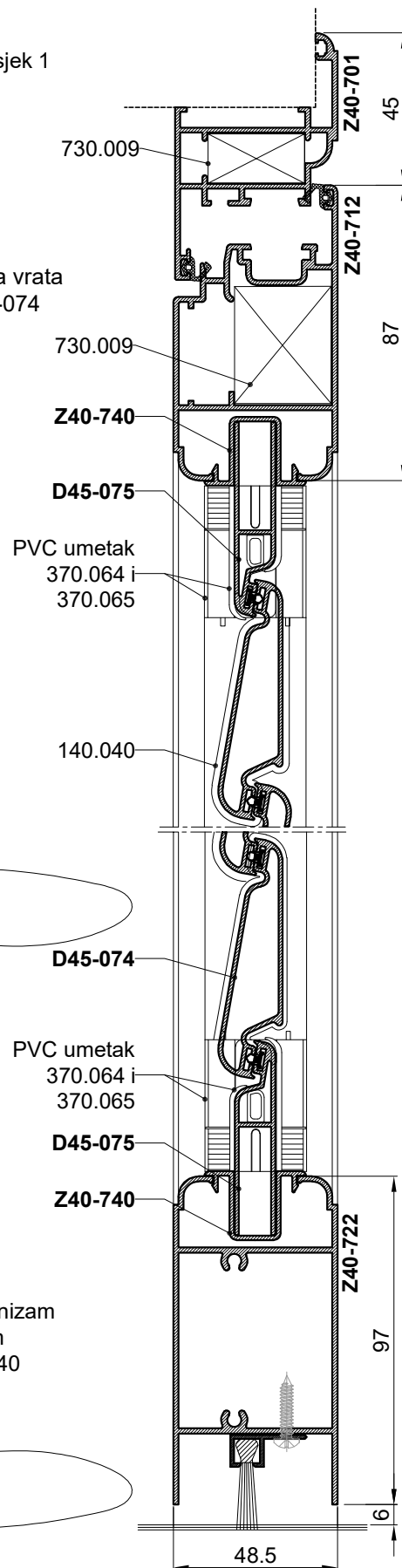
Presjek 2



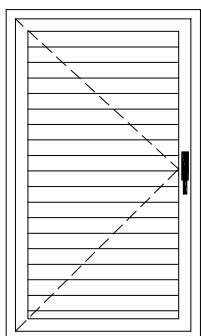
Presjek 3



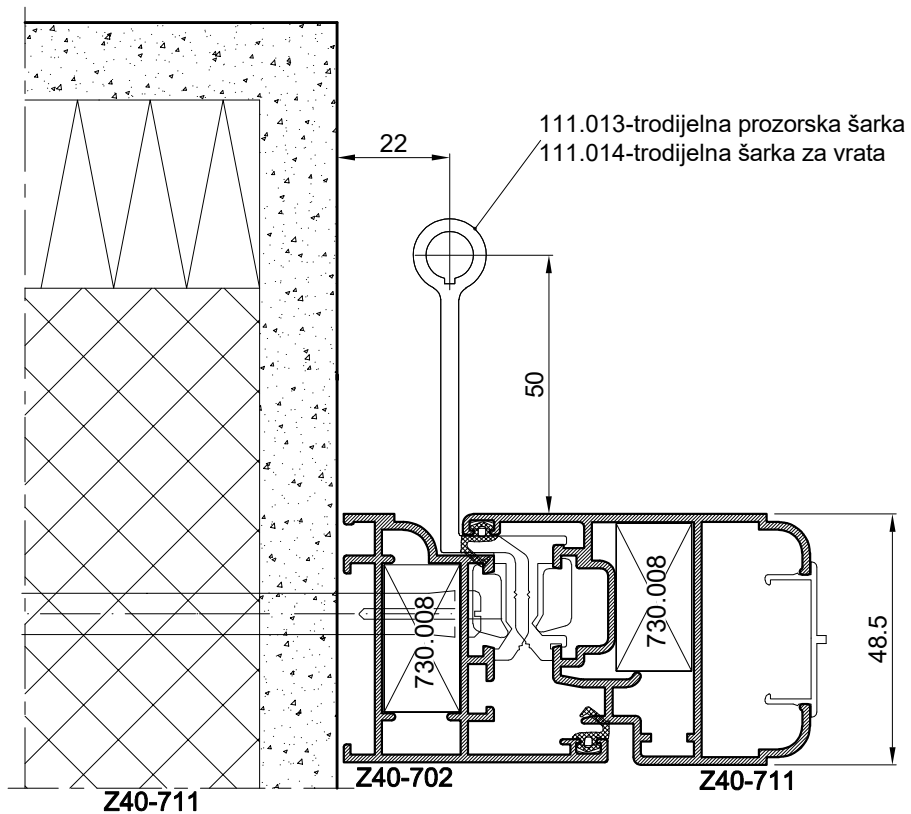
Presjek 1



### OTVARANJE GRILJE SA ODMAKOM OD 100 mm



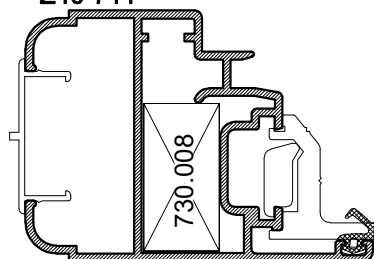
zatvoreno



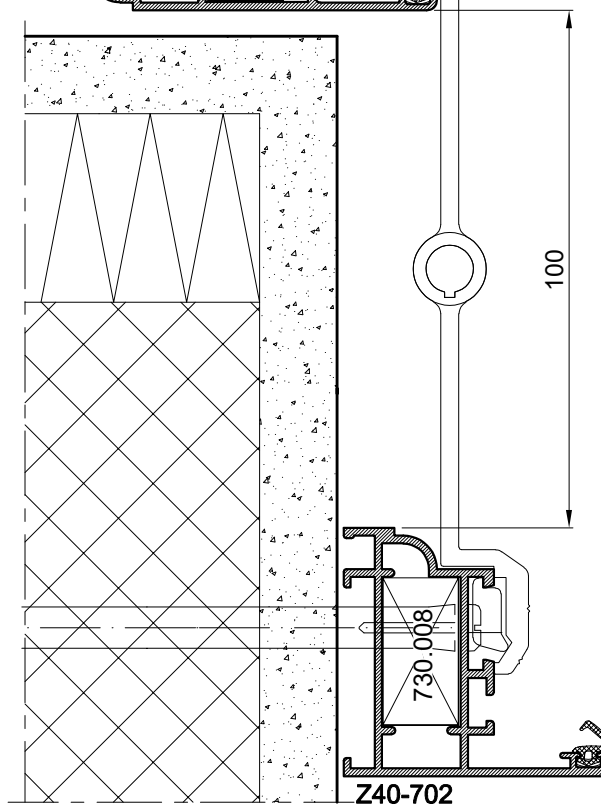
Z40-711

Z40-702

Z40-711

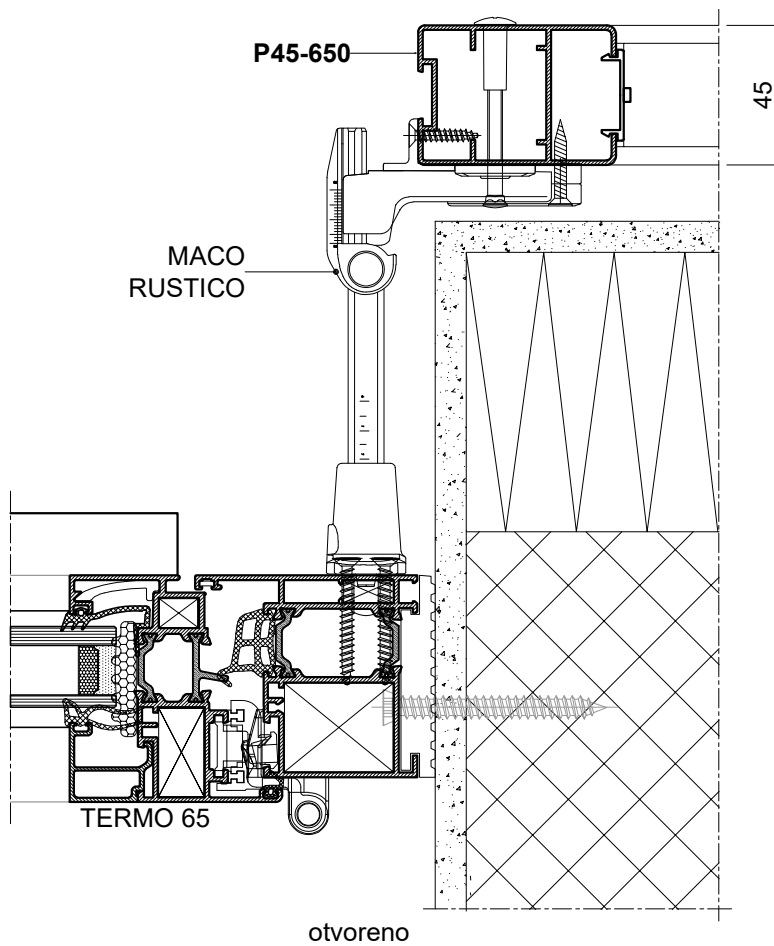
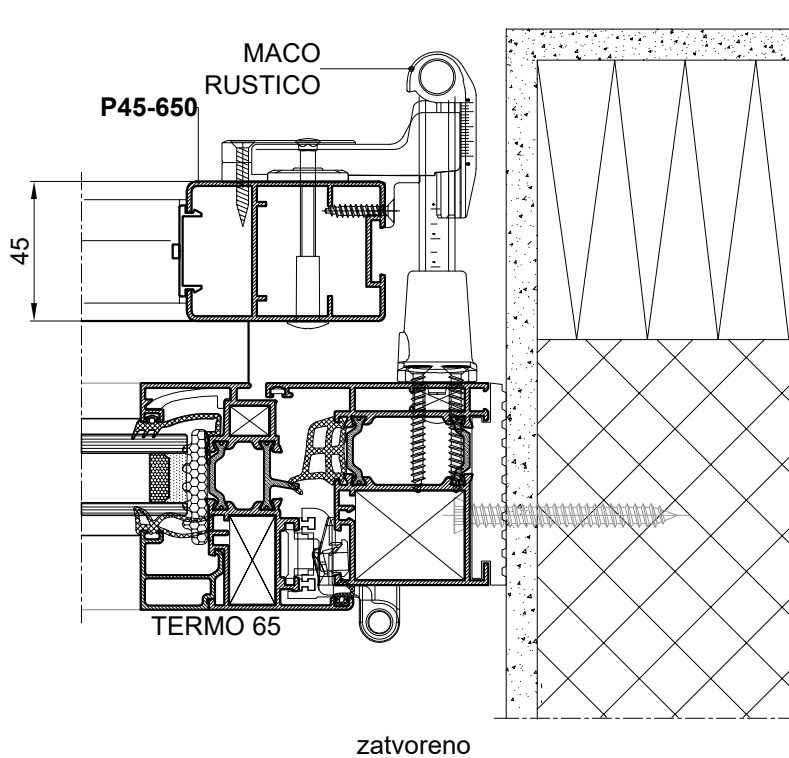


otvoreno

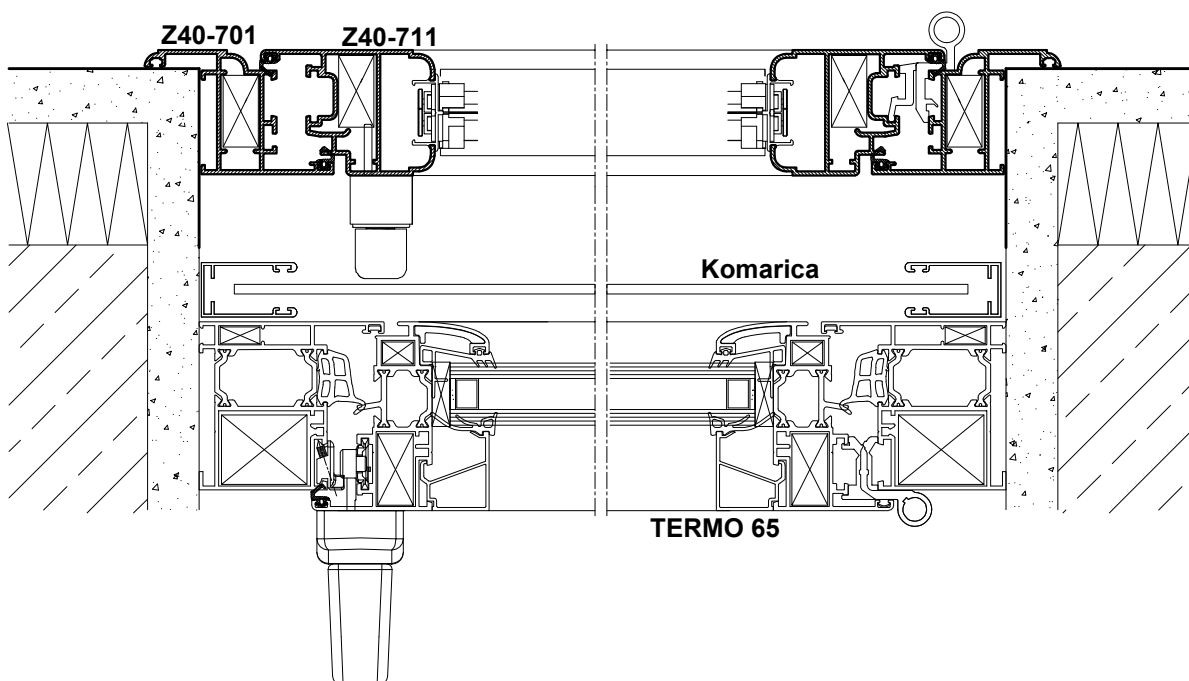
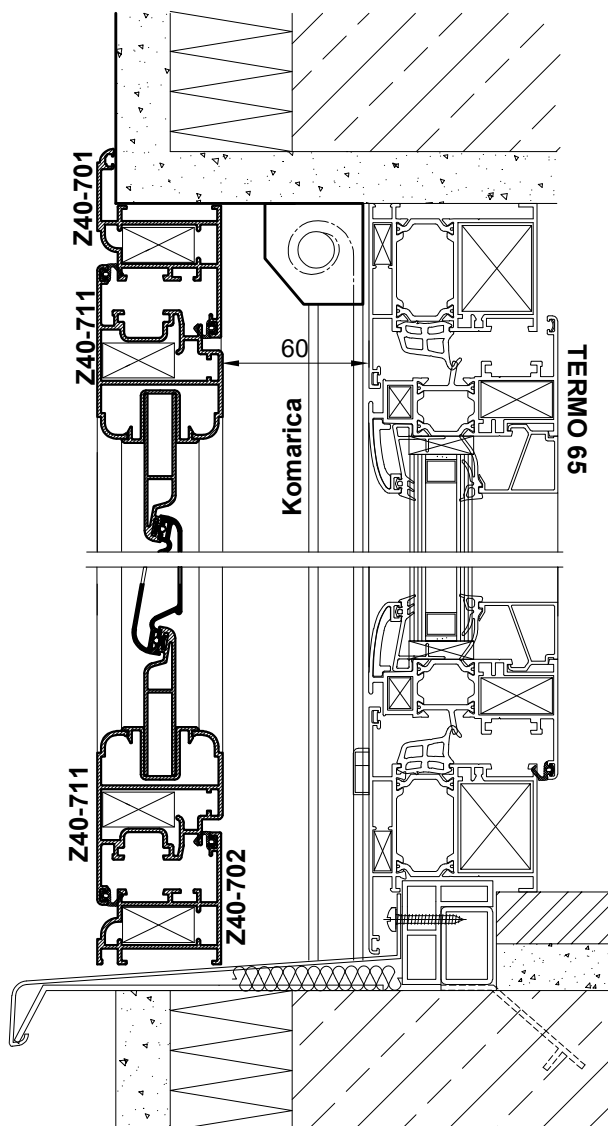


Z40-702

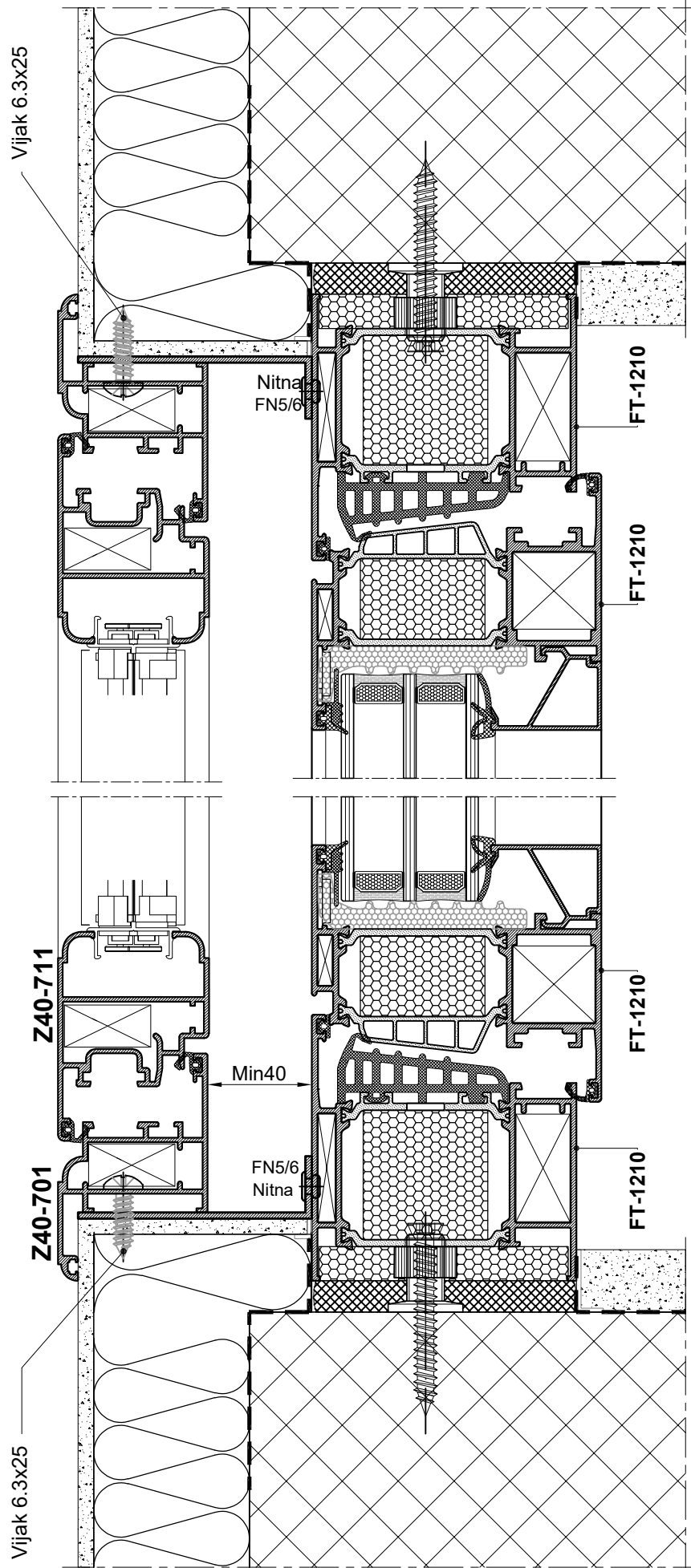
### DETALJ UGRADNJE KRILA GRILJE BEZ RAMA P45-650

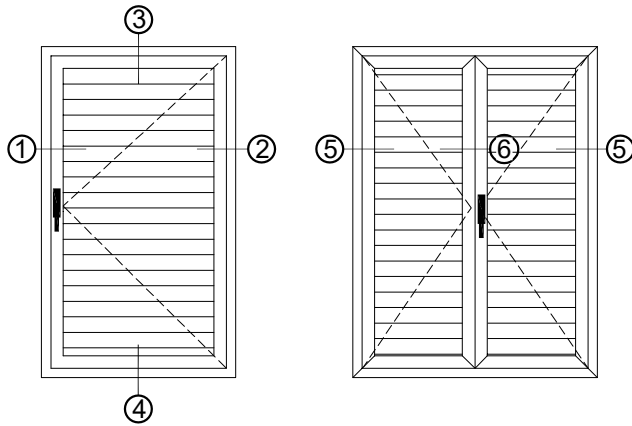


DETALJ PROZORA, GRILJE I KOMARICE

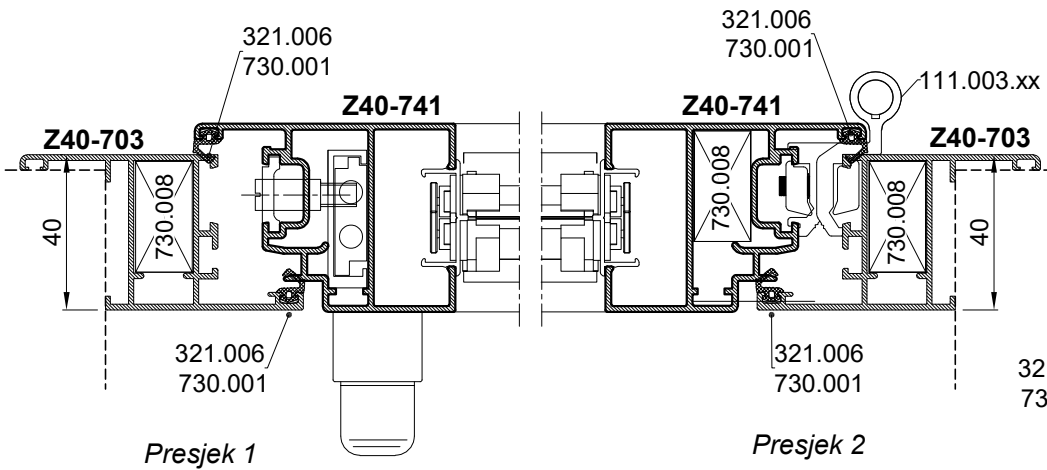


UGRADNJA GRILJE  
 -Ugradnja grije na rub, na  
 gotovu žbuku  
 Koristiti L-nosač ovisno  
 o debljini termoizolacijskog sloja



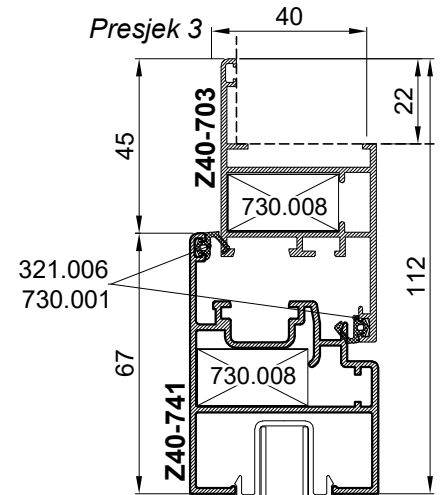


RAVNO KRILO I RAM



Presjek 1

Presjek 2



Presjek 3

321.006  
730.001

67

45

112

40

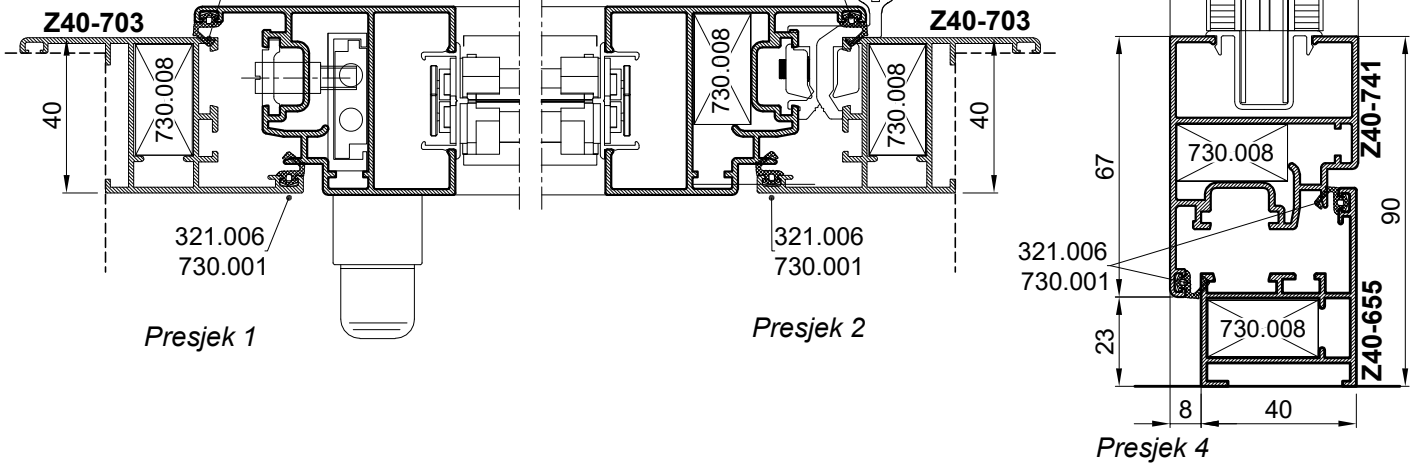
22

Z40-703

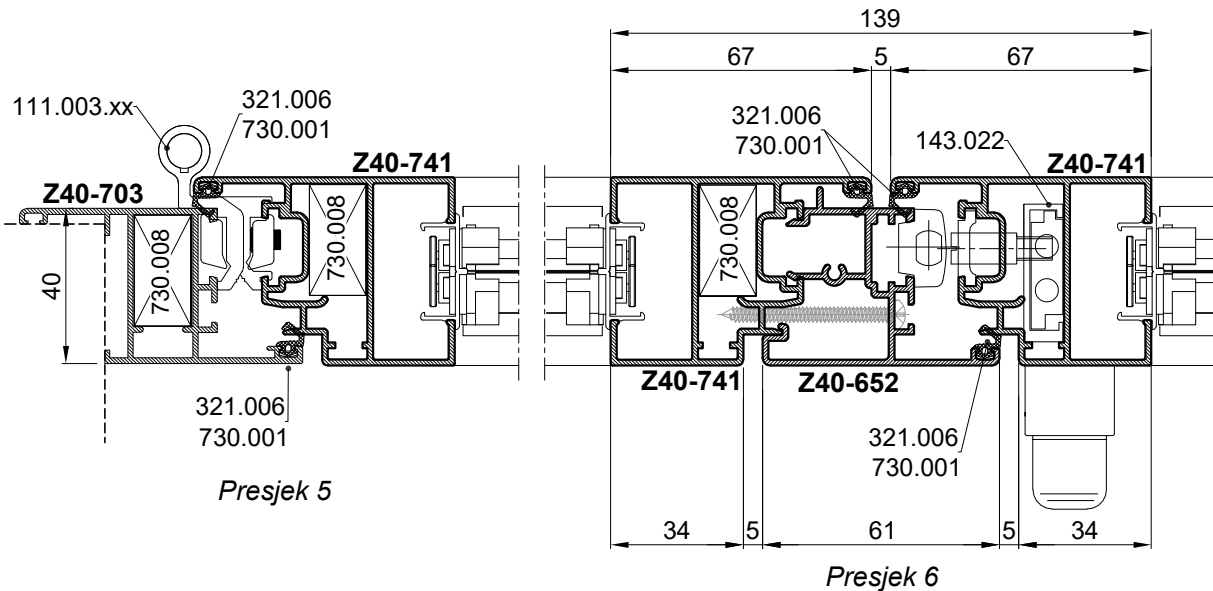
730.008

Z40-741

730.008



Presjek 4



Presjek 5

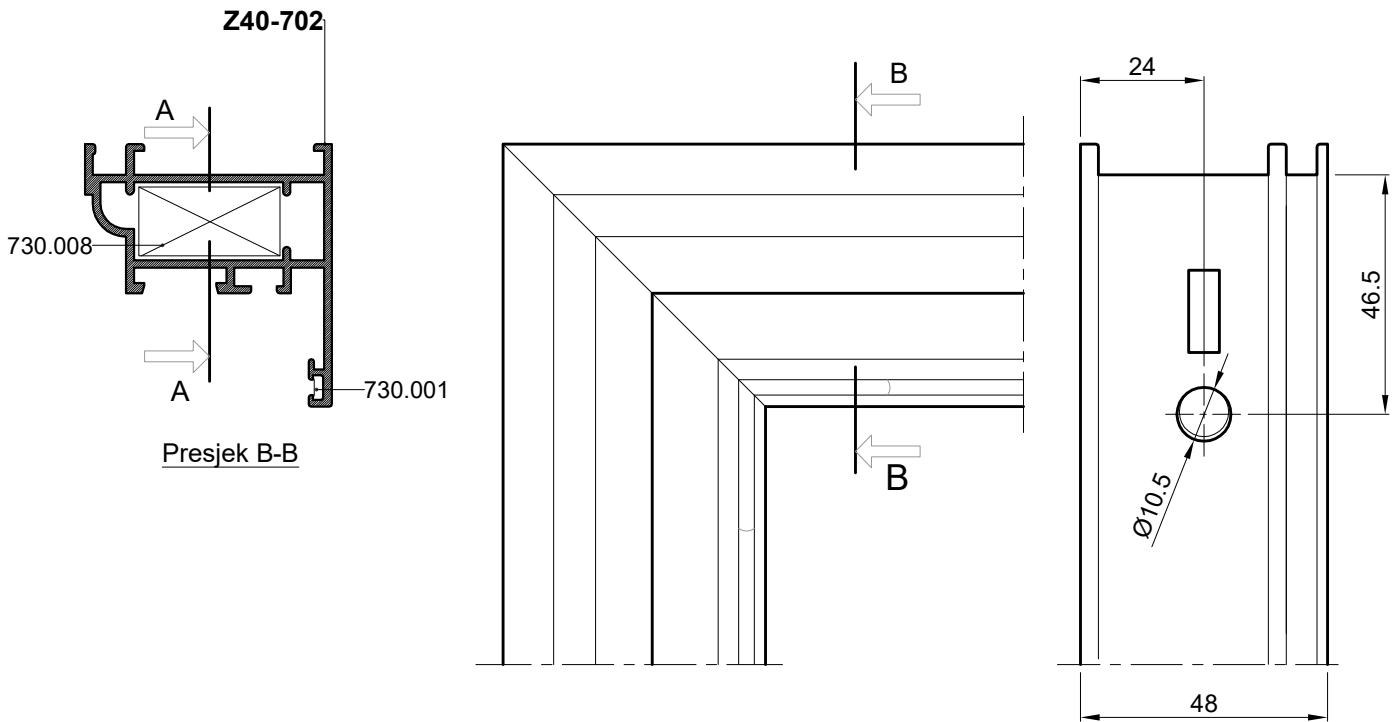
Presjek 6



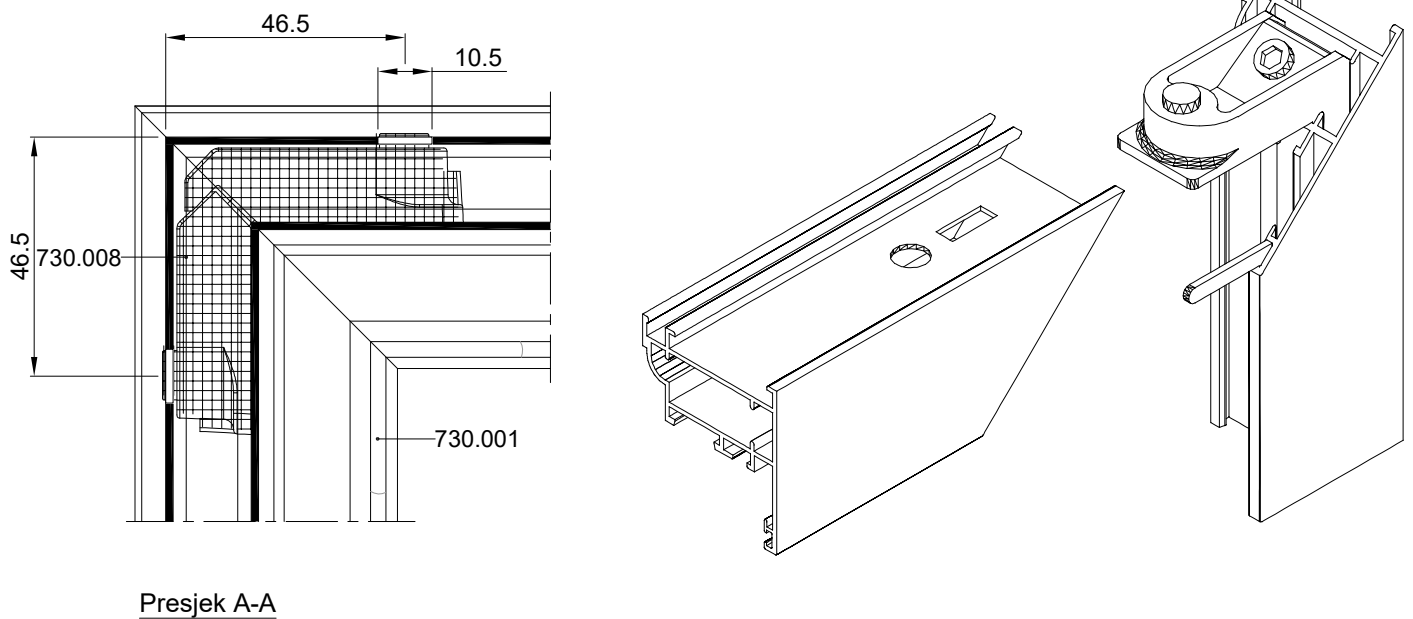
# Obrada i montaža /Grilja Z40/



Spajanje profila Z40-702 kutnikom 710.075

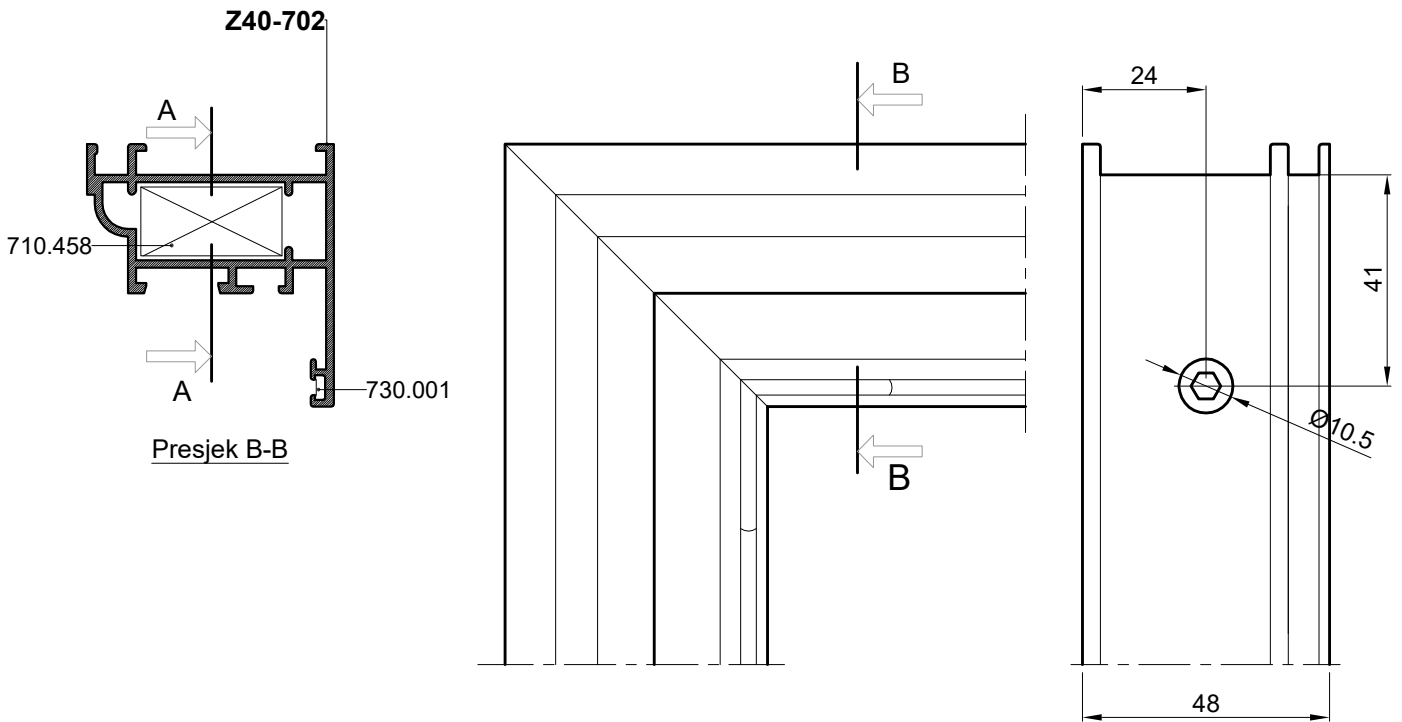


Spajanje kutnikom 730.008 s predobradom štancanja

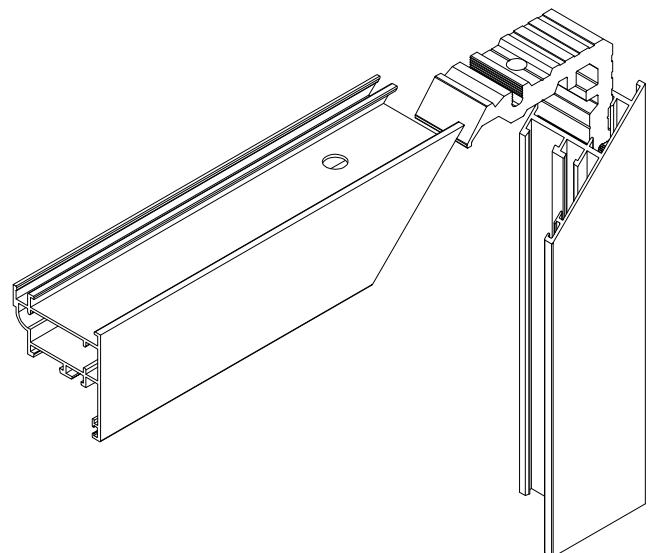
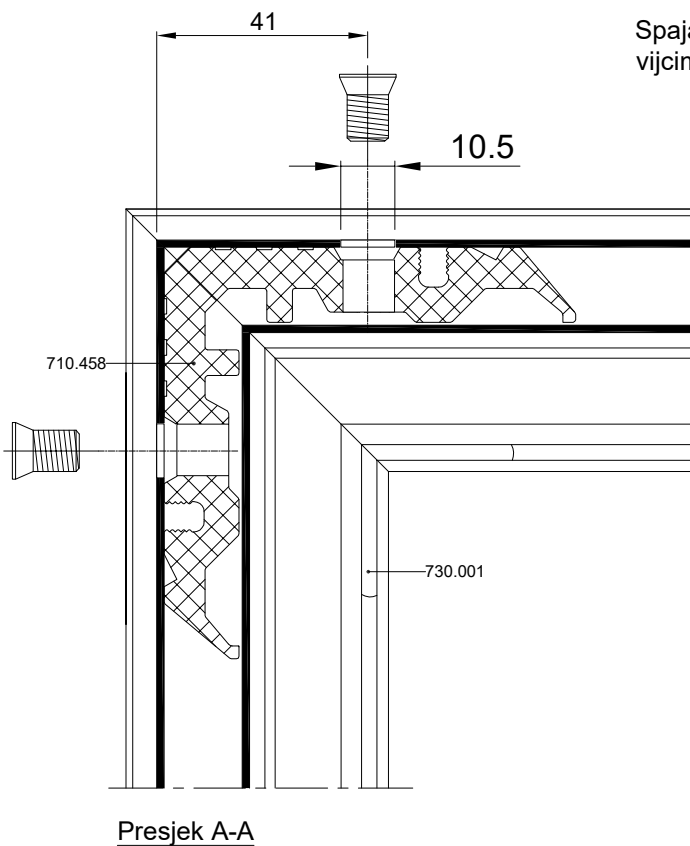


Način spajanja je isti i za profile Z40-701 i Z40-655.

Spajanje profila Z40-702 kutnikom 710.075

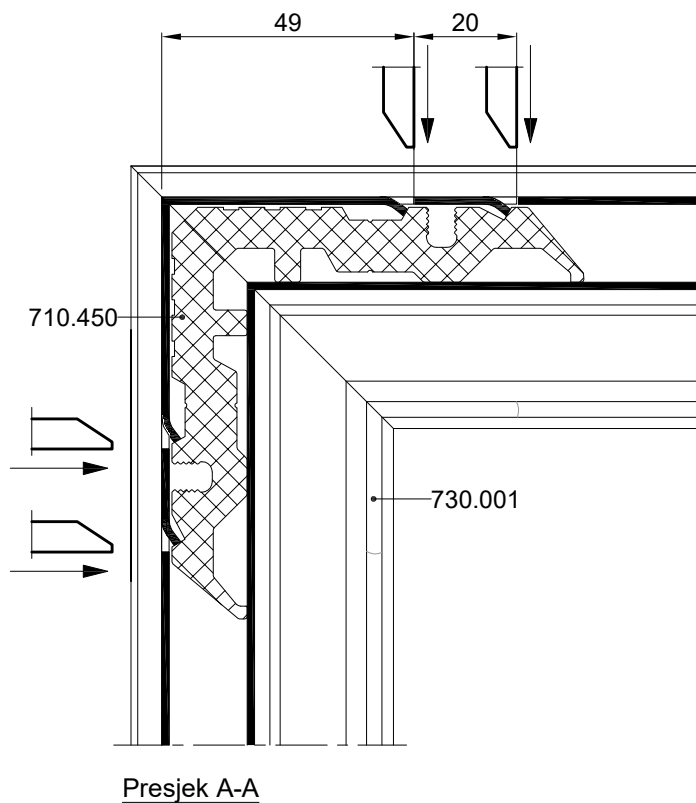
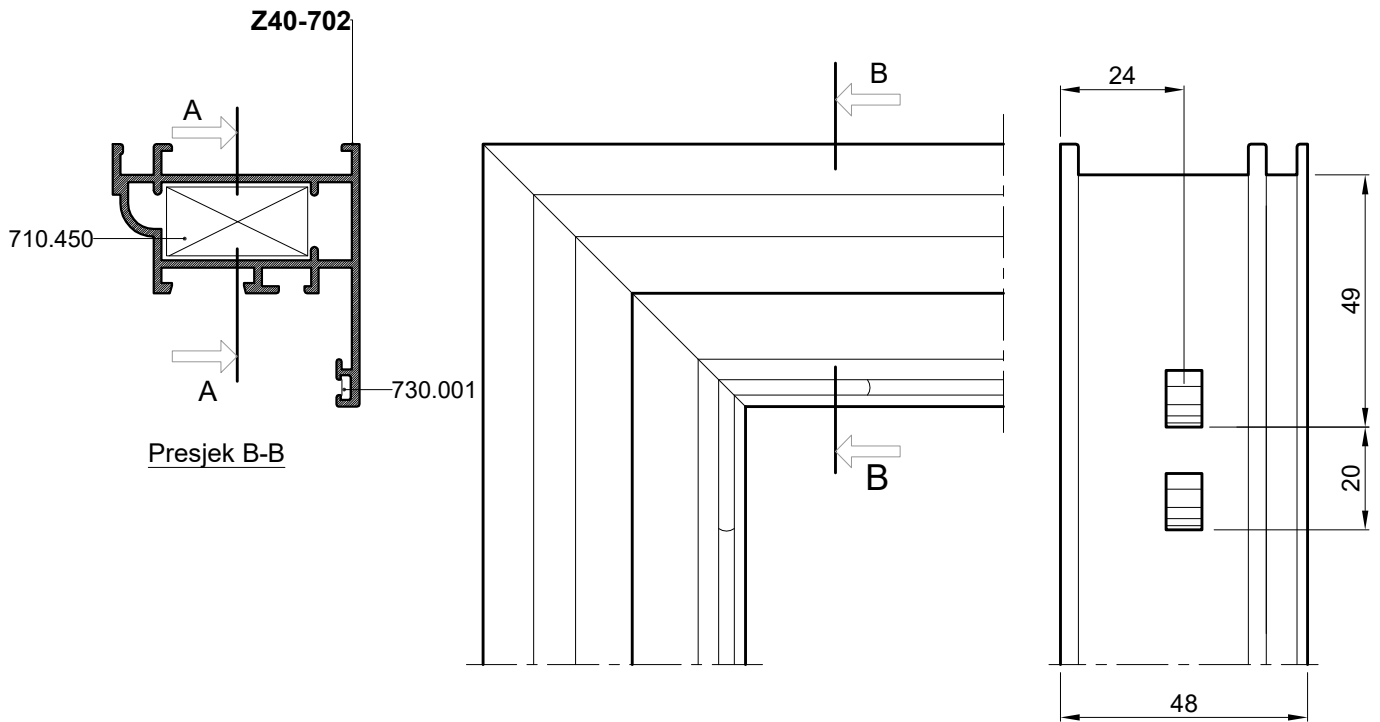


Spajanje kutnikom 710.458 - vijcima M8x13 - (431.266)

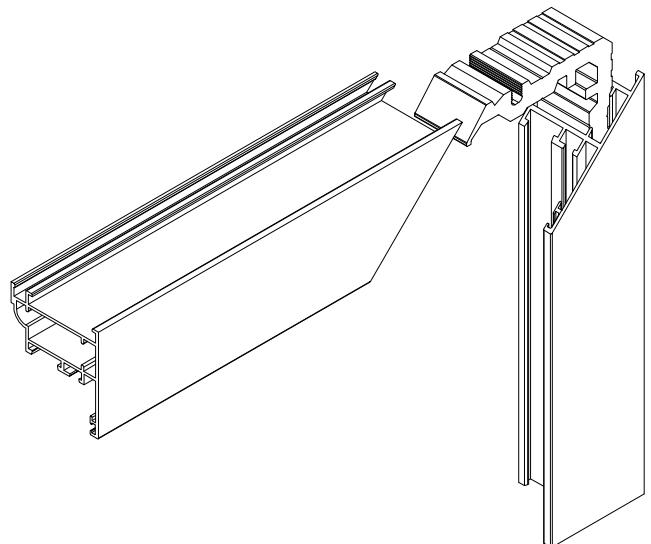


Način spajanja je isti i za profile Z40-701 i Z40-655.

Spajanje profila Z40-702 kutnikom 710.035

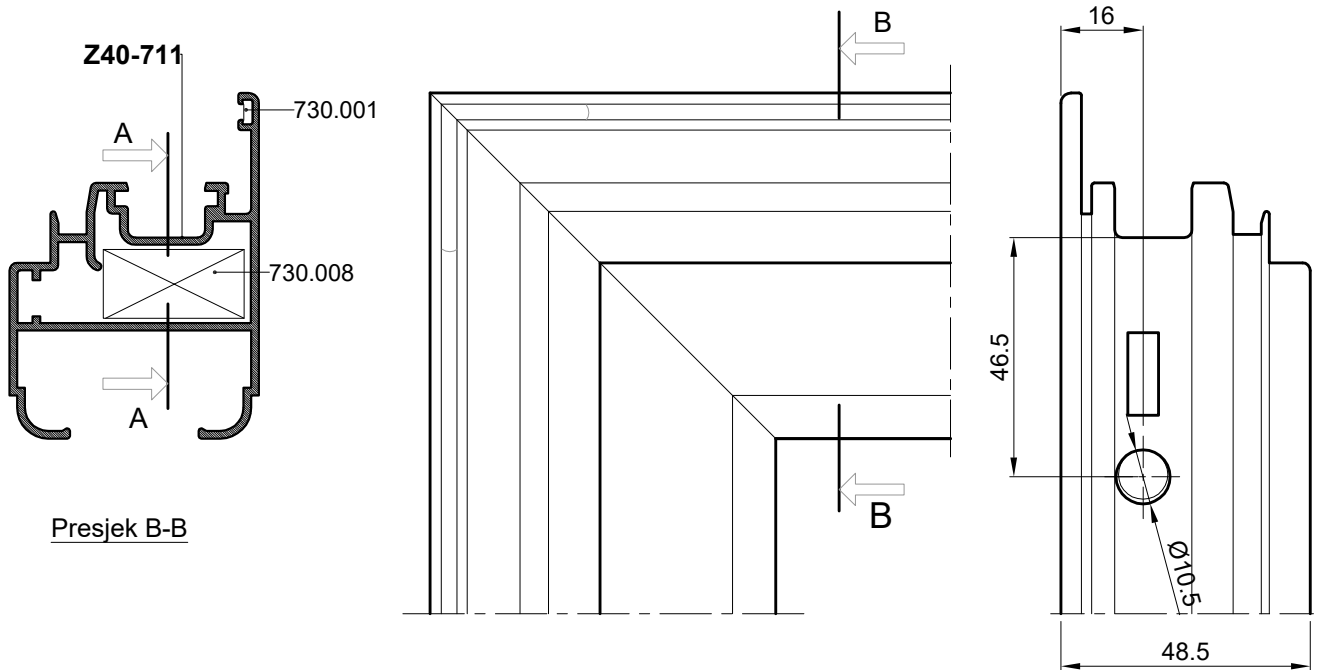


Spajanje kutnikom 710.450 -  
uprešavanjem stijenke profila  
prema kutniku



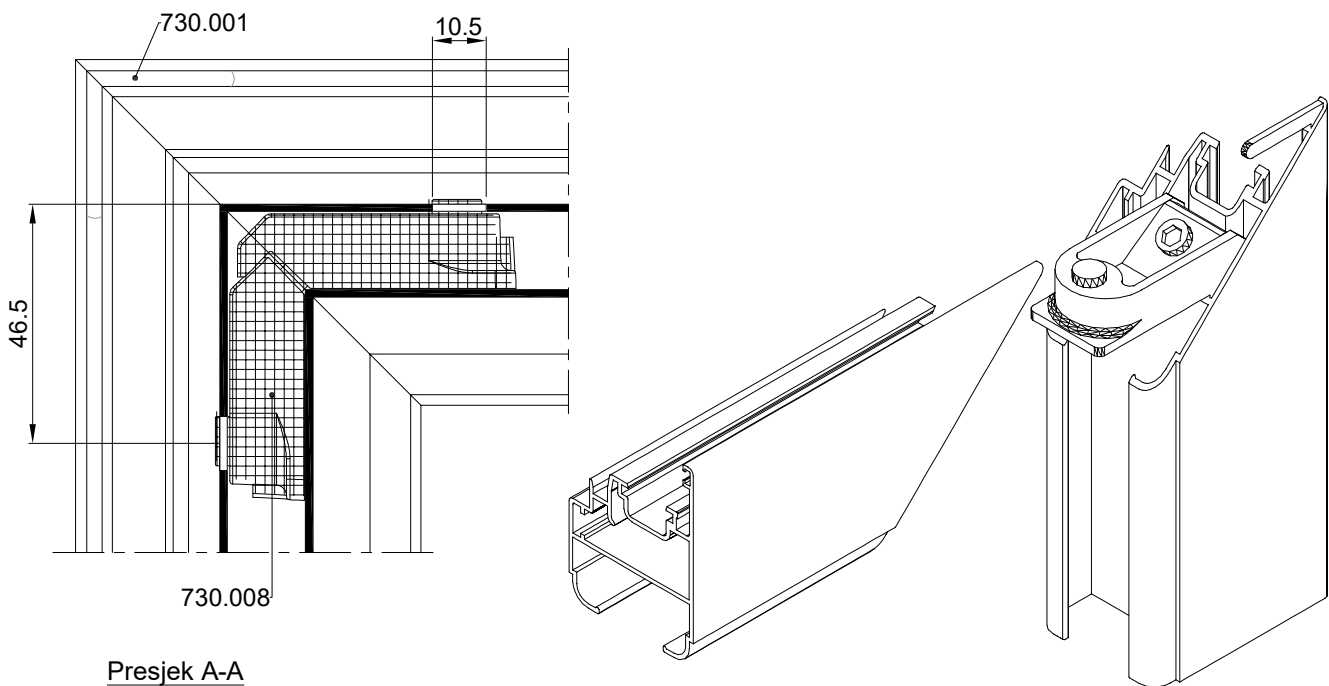
Način spajanja je isti i za profile Z40-701 i Z40-655.

#### Spajanje profila Z40-711 kutnikom 730.008



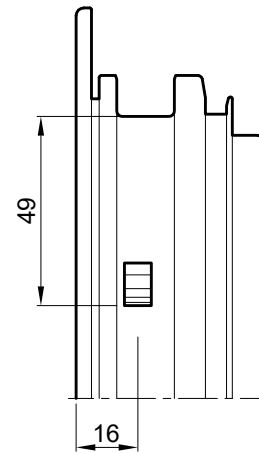
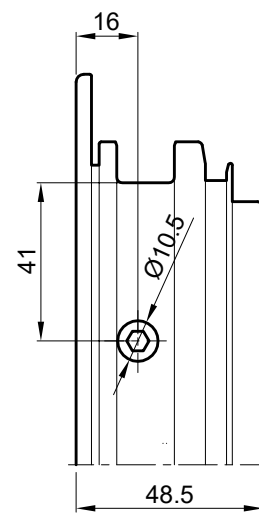
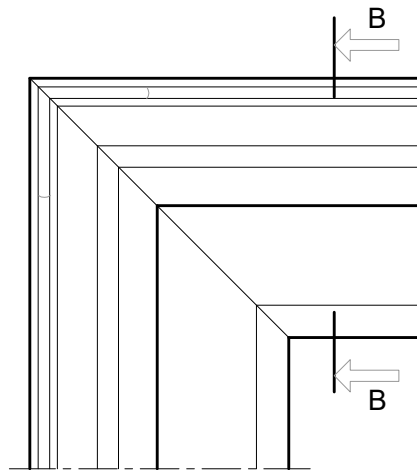
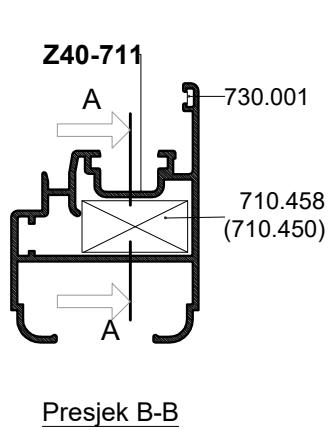
Presjek B-B

#### Spajanje kutnikom 730.008 - s predobradom štanca

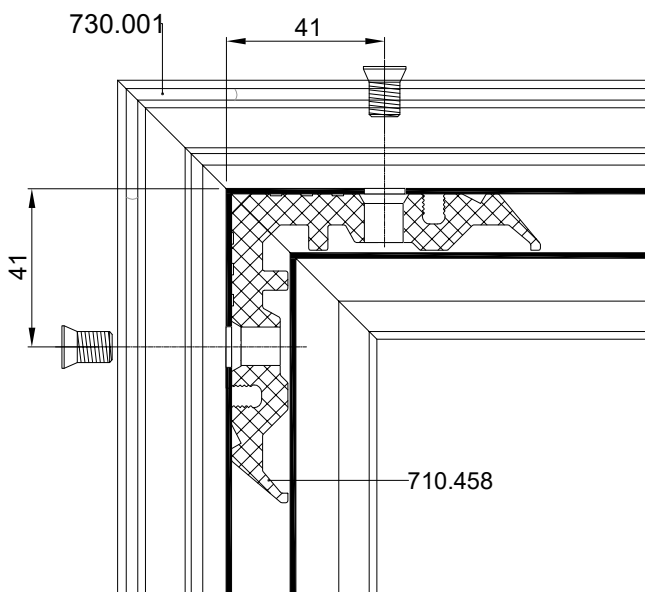


Presjek A-A

#### Spajanje profila Z40-711 kutnikom 710.458 i 710.450

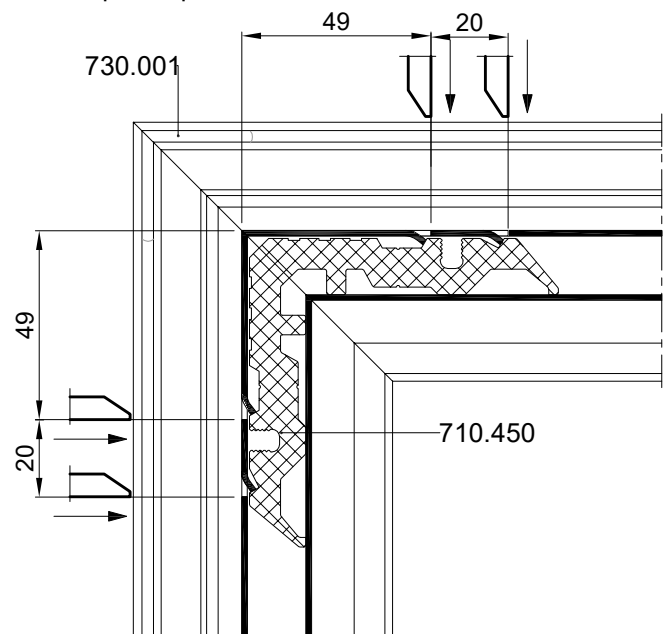


Spajanje kutnikom  
710.458 - vijcima  
M8x13 -(431.266)



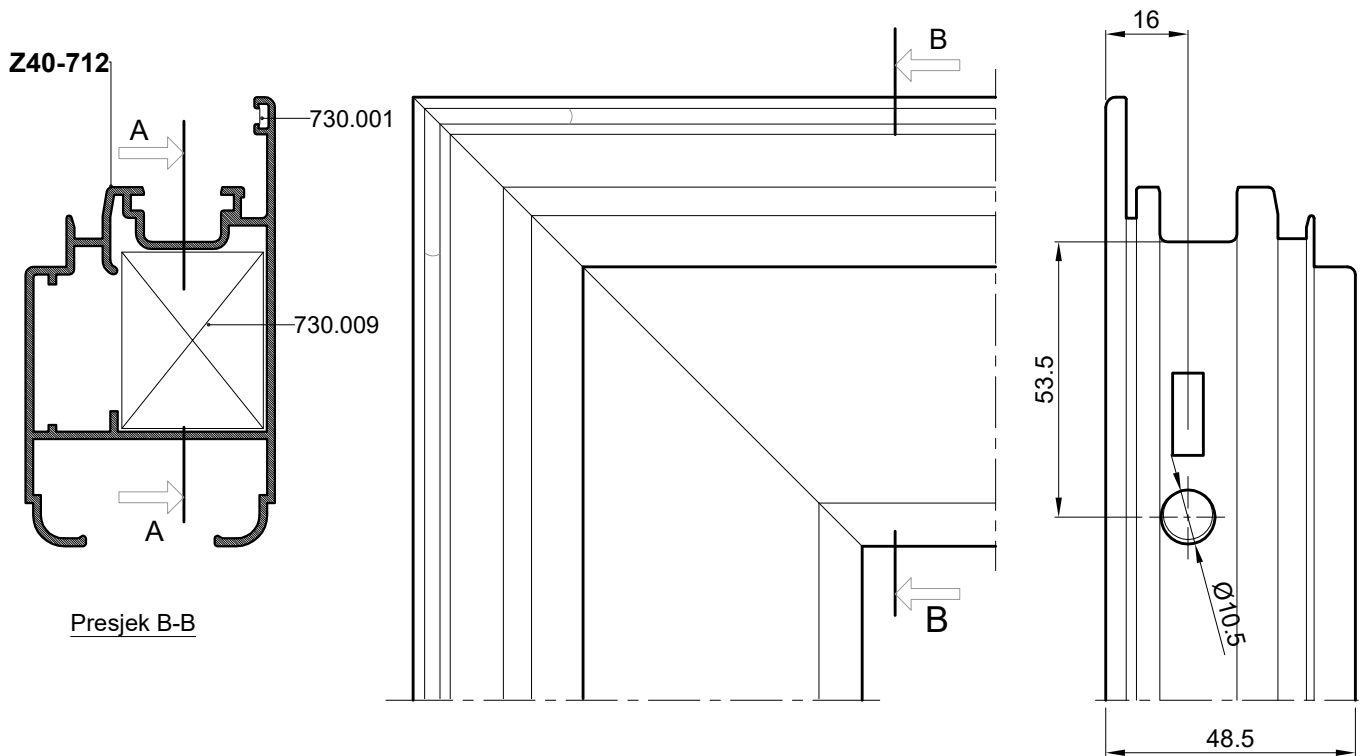
Presjek A-A

Spajanje kutnikom  
710.450 -  
uprešavanjem stijenke  
profila prema kutniku

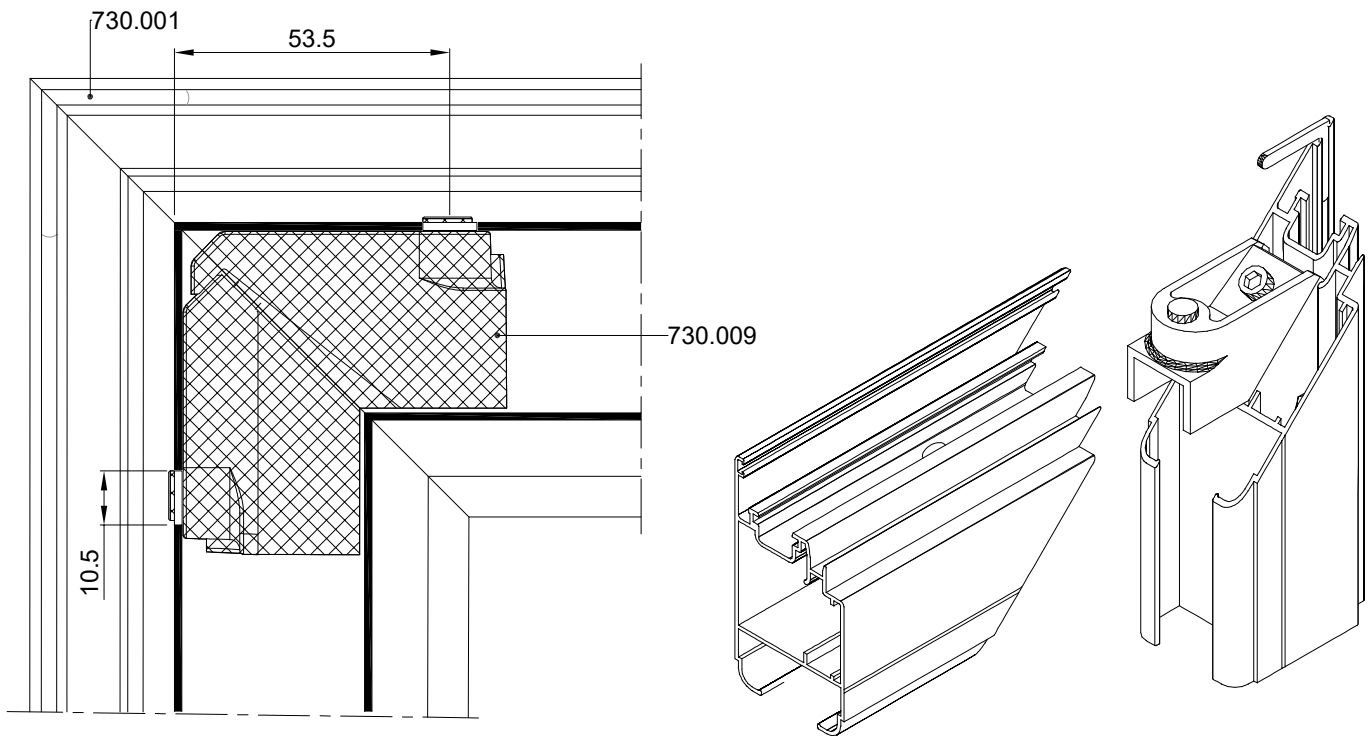


Presjek A-A

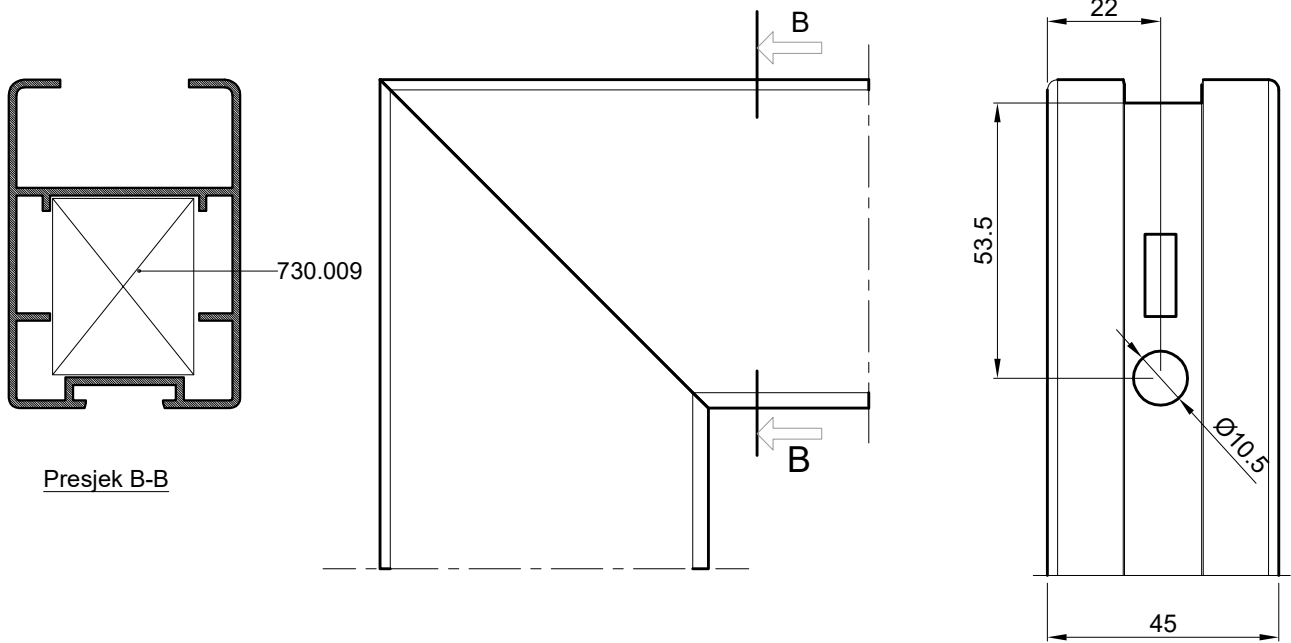
Spajanje profila Z40-712 kutnikom 730.009



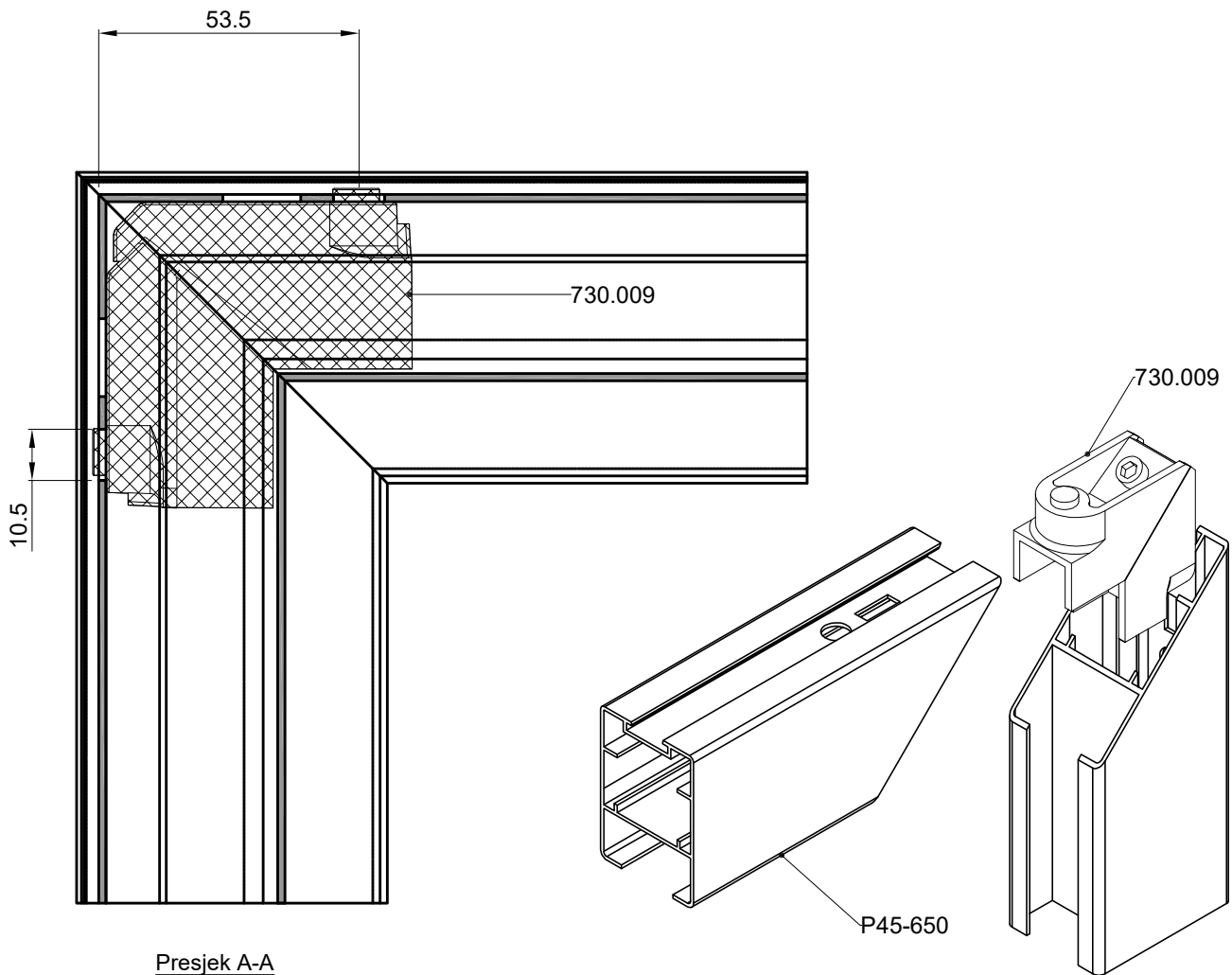
Spajanje kutnikom 730.009 s predobradom štancanja



#### Spajanje profila P45-650 kutnikom 730.009

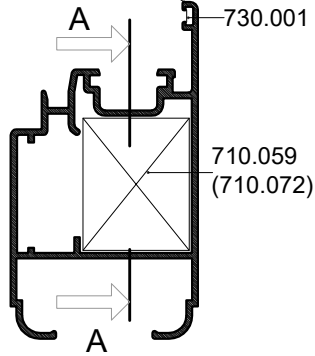


#### Spajanje kutnikom 730.009 s predobradom štancanja

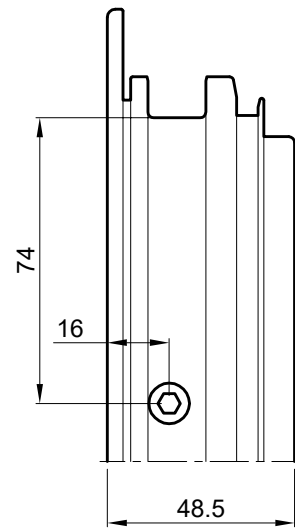
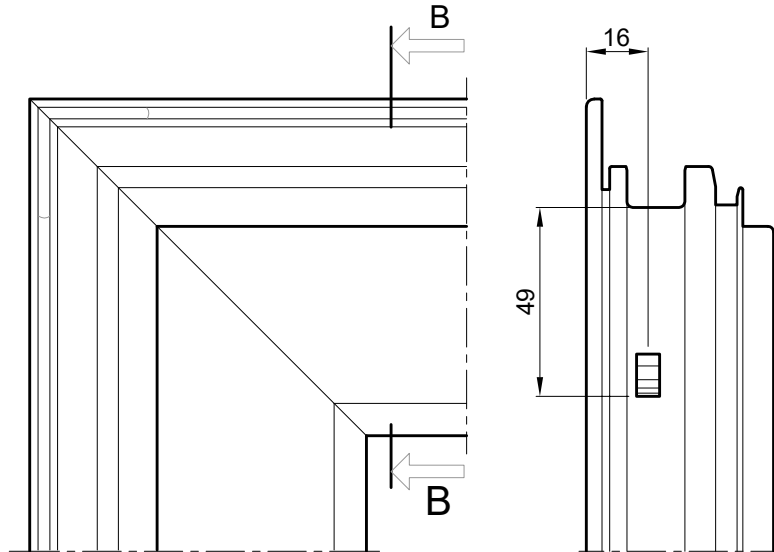


### Spajanje profila Z40-712 kutnikom 710.059 i 710.072

Z40-712

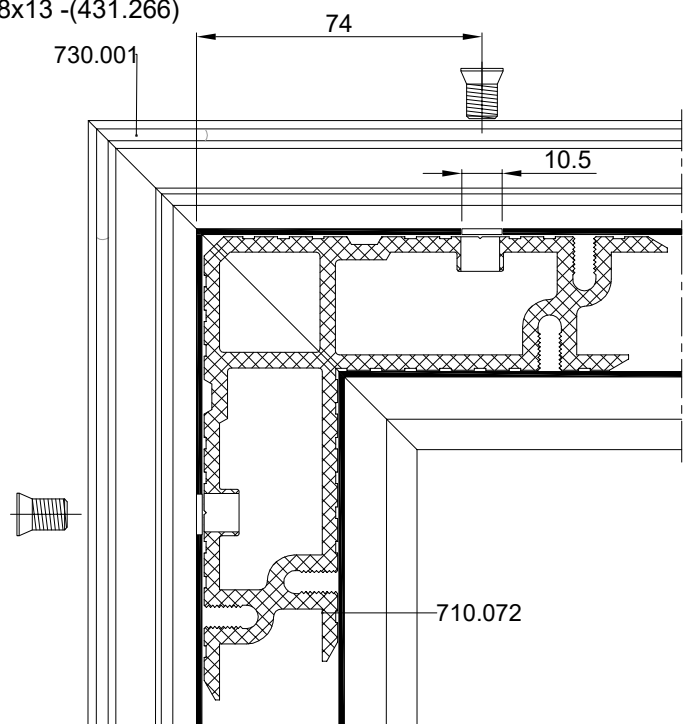
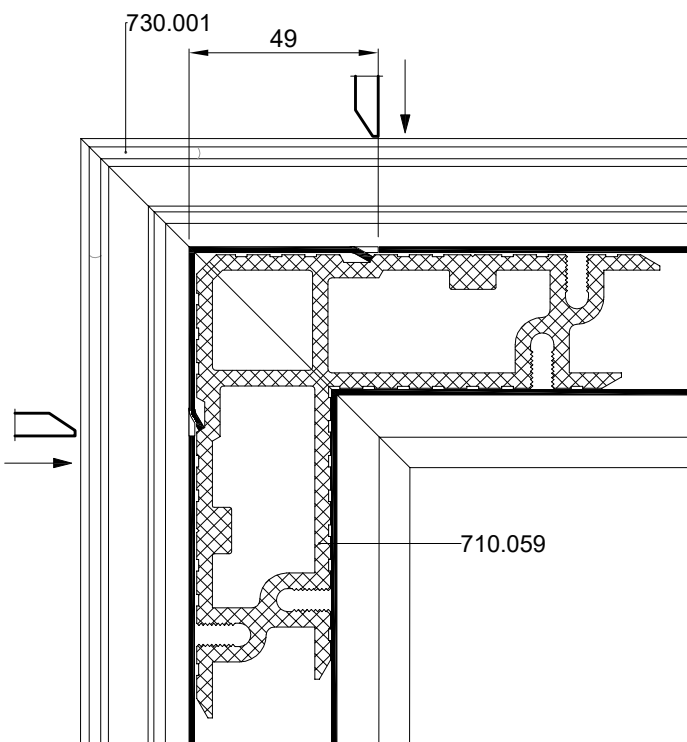


Presjek B-B

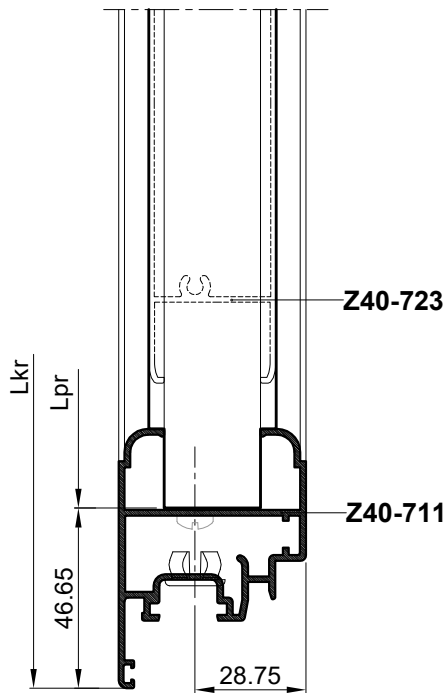


Spajanje kutnikom  
710.059 -  
uprešavanjem stijenke  
profila prema  
kutniku

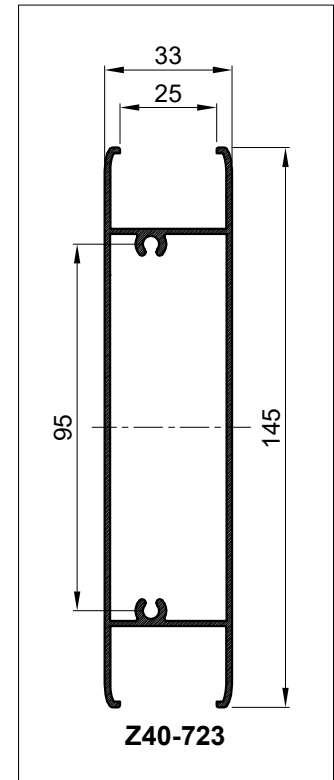
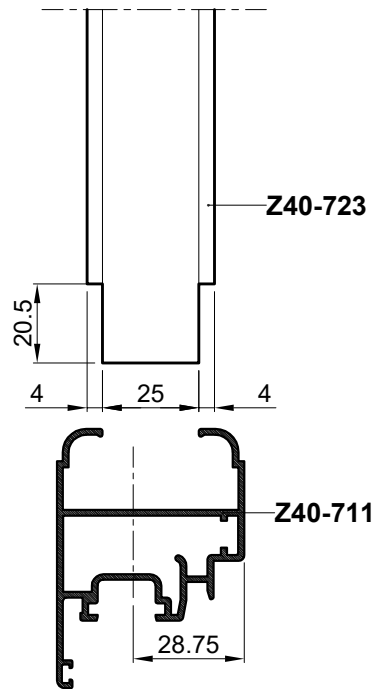
Spajanje kutnikom  
710.072 vijcima  
M8x13 -(431.266)



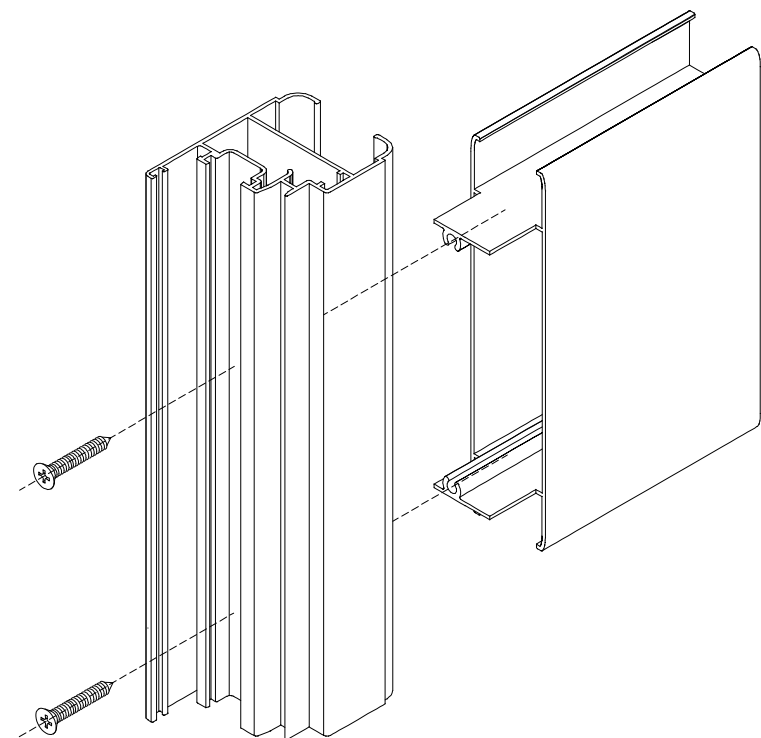
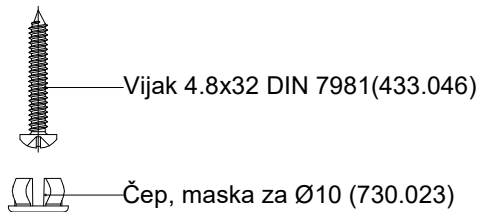
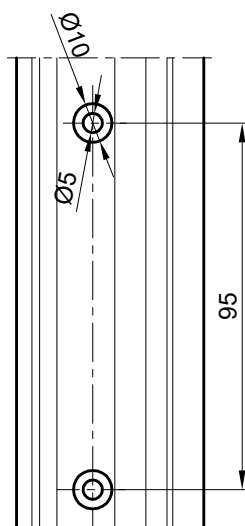
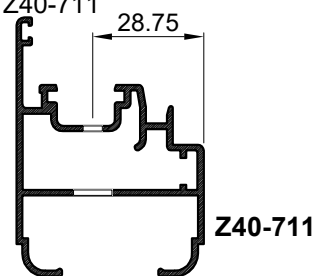
#### Spajanje profila prečke Z40-723 vijcima



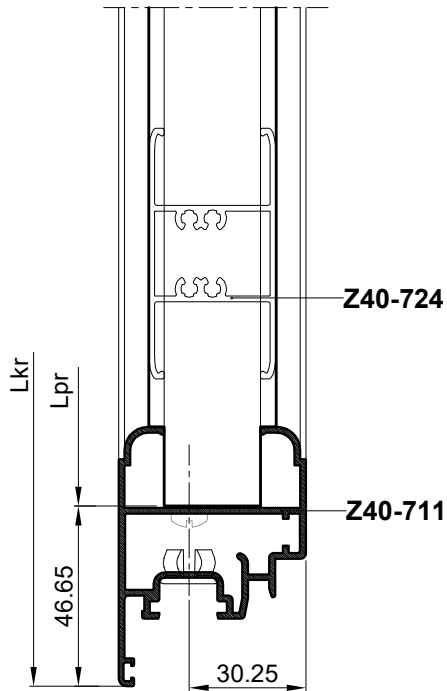
Mjera pilanja prečke:  
Lpr=Lkr-93.3




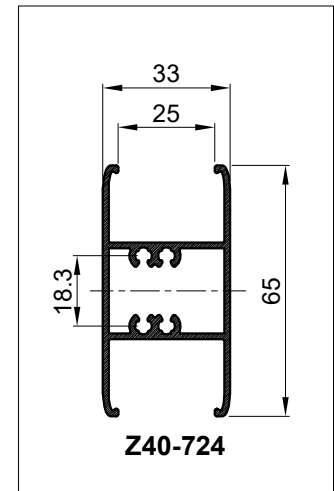
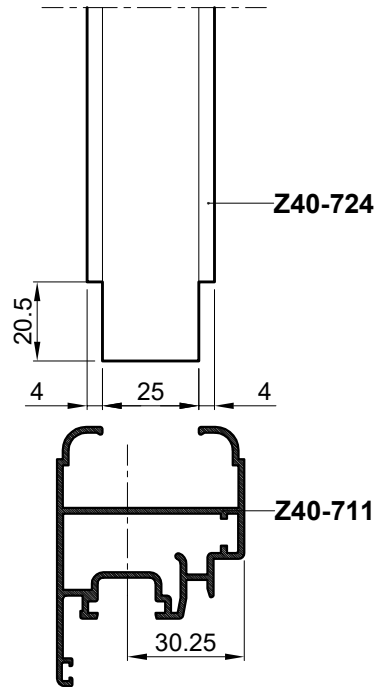
Obrada profila  
Z40-711



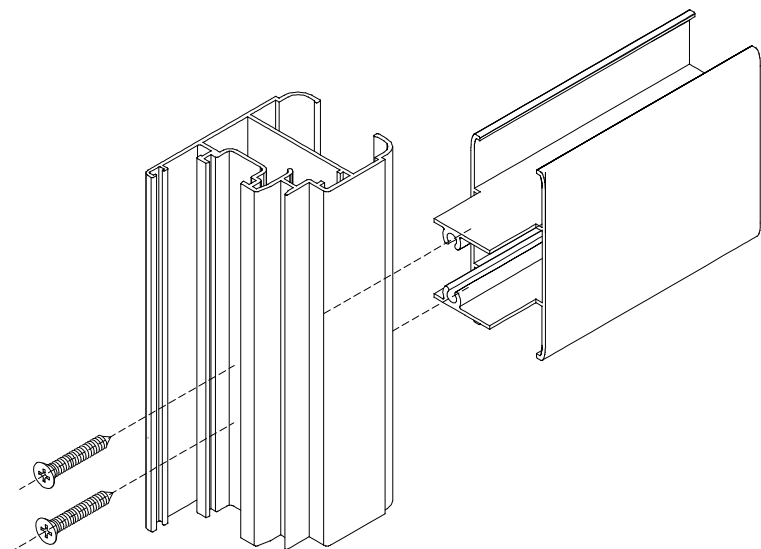
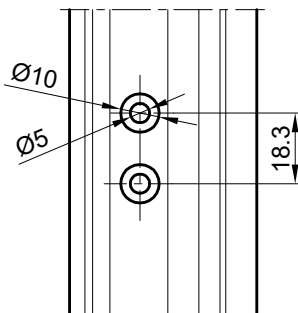
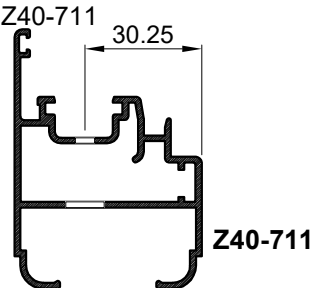
### Spajanje profila prečke Z40-724 vijcima



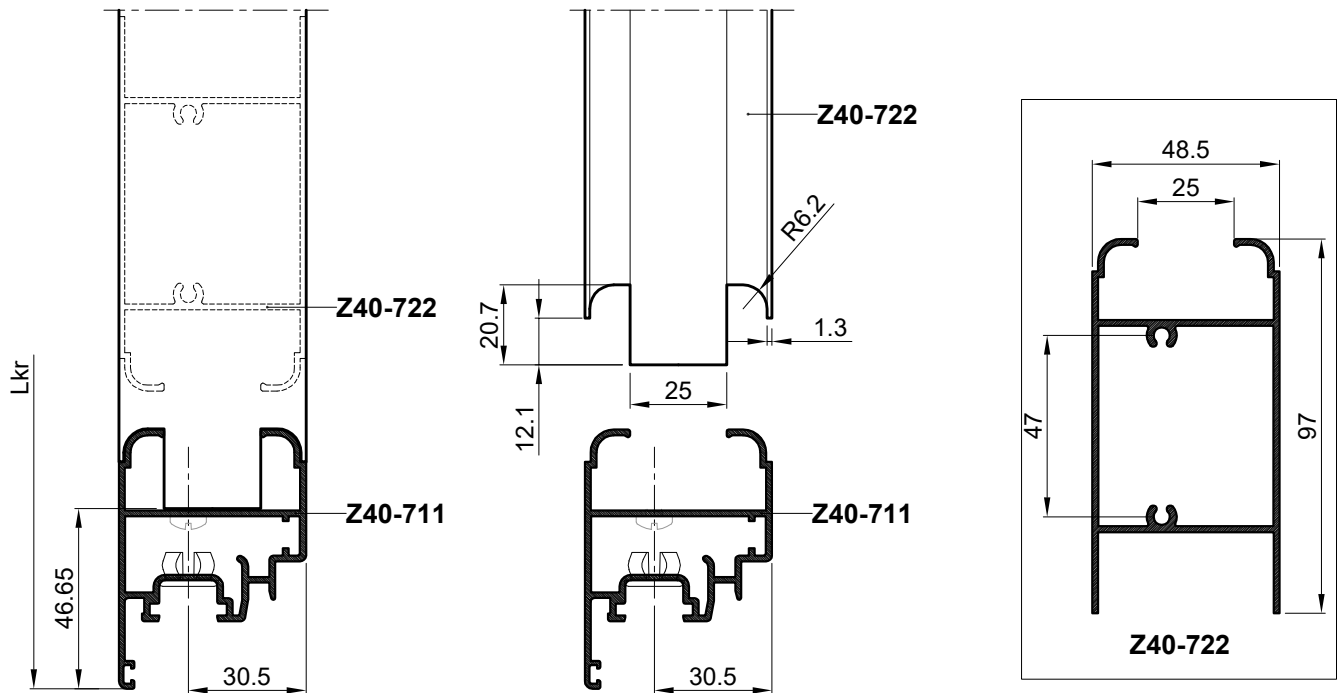
Mjera pilanja prečke:  
Lpr=Lkr-93.3




Obrada profila  
Z40-711



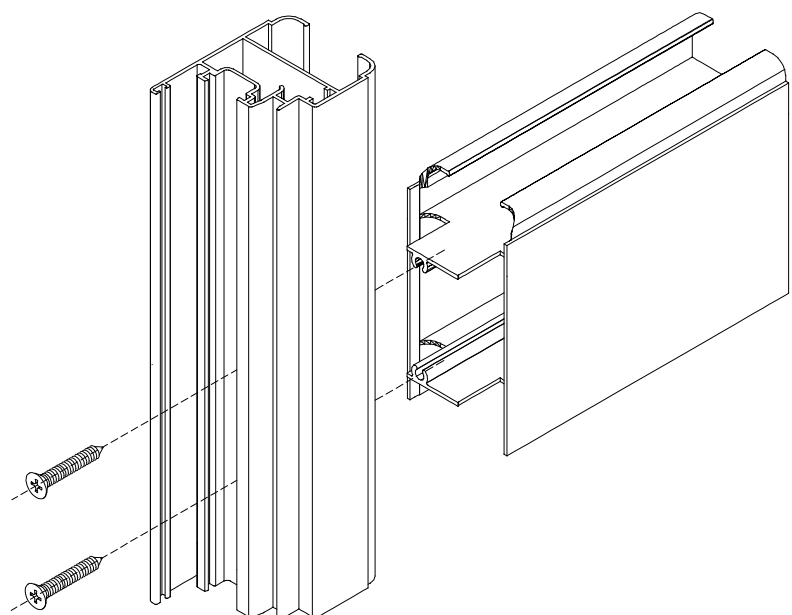
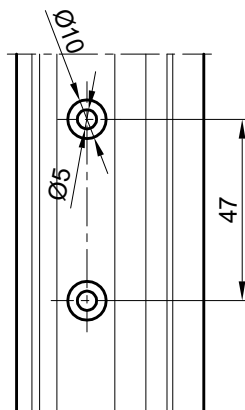
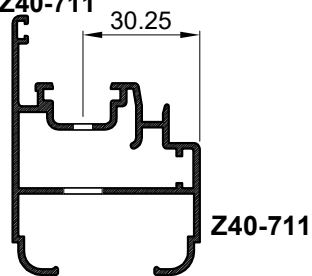
#### Spajanje profila prečke Z40-722 vijcima



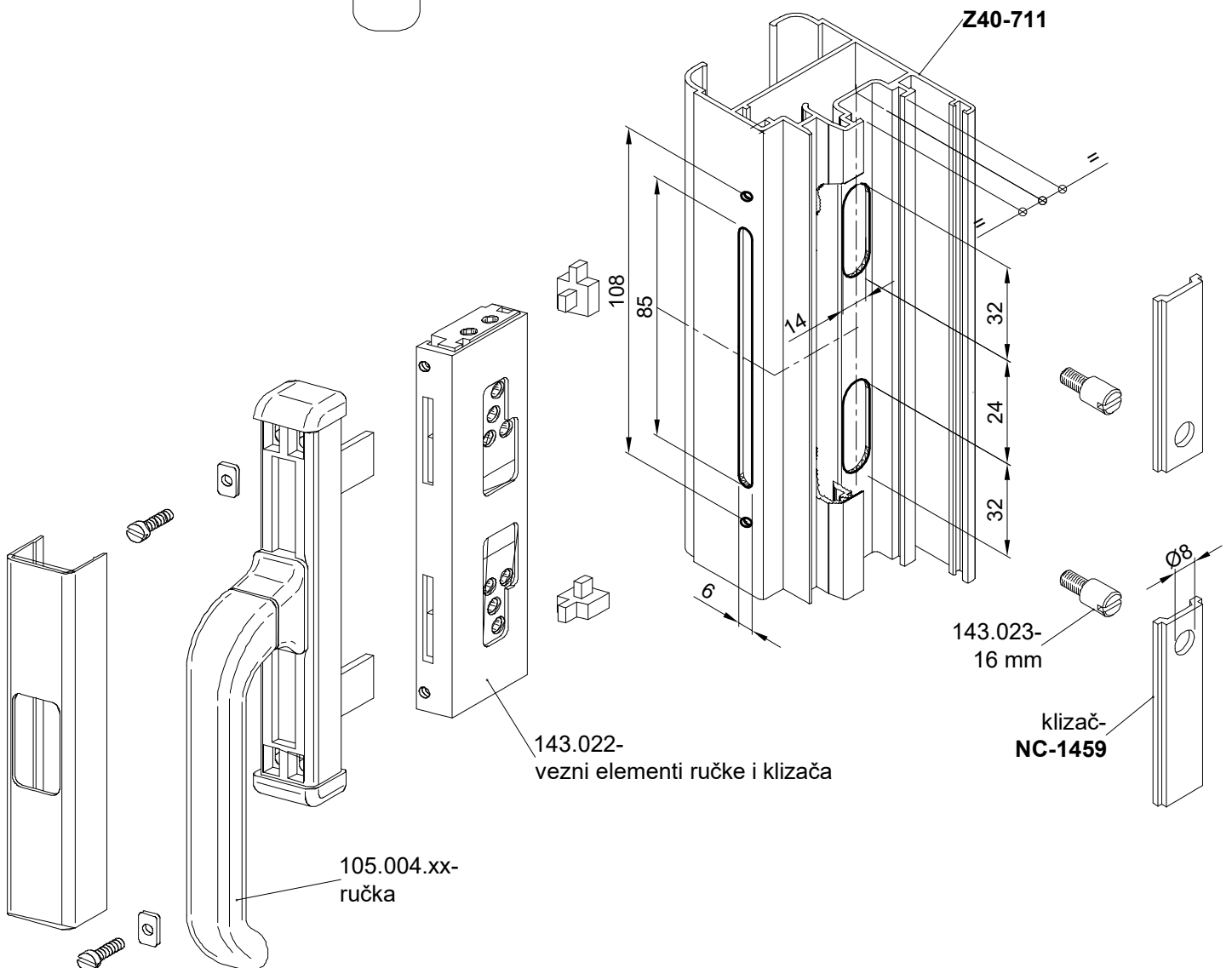
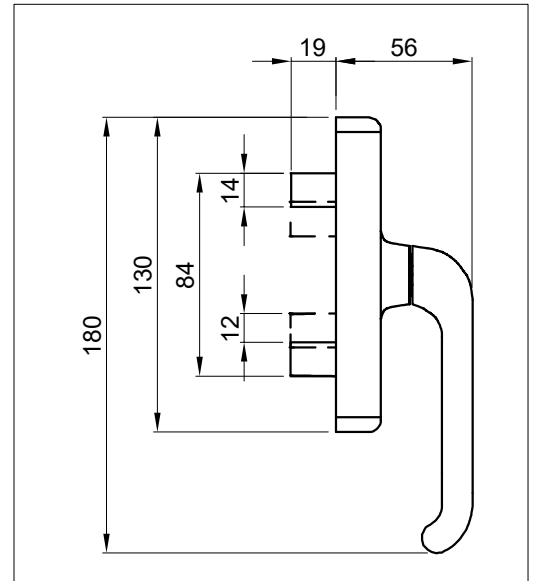
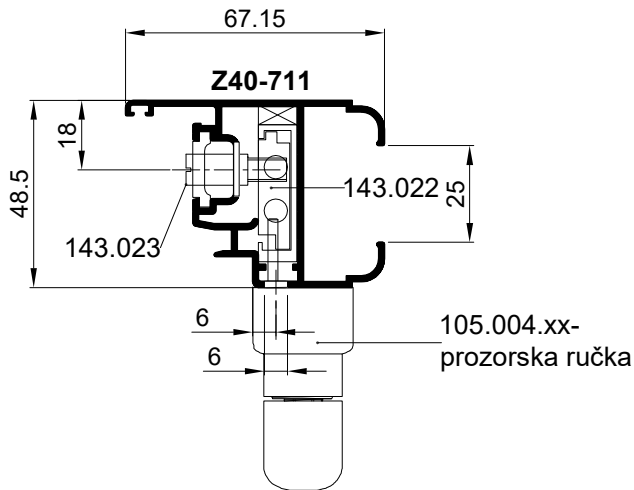
Mjera pilanja prečke:  
Lpr=Lkr-93.3



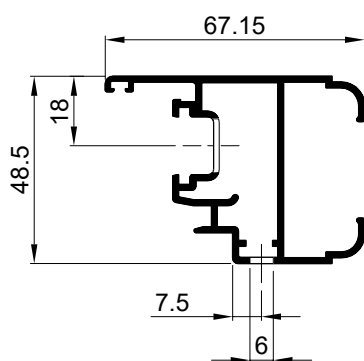
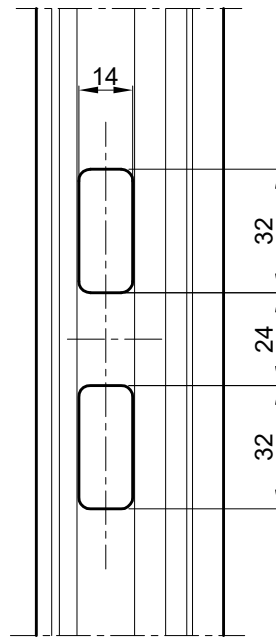
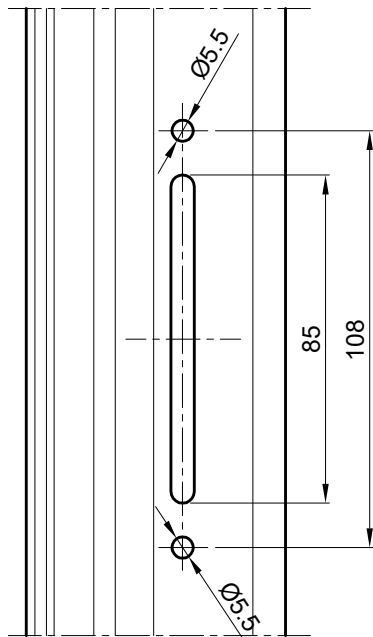
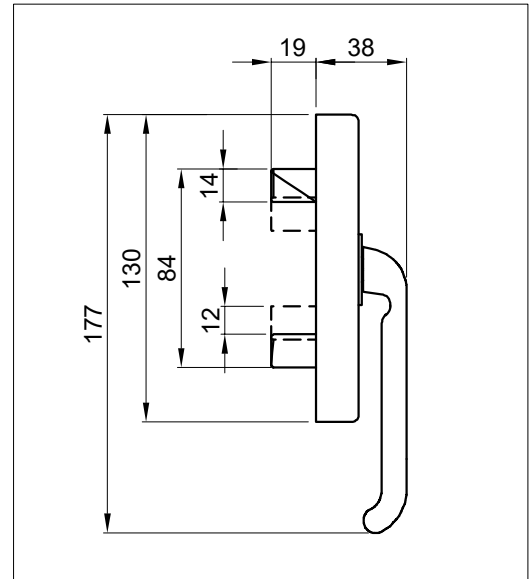
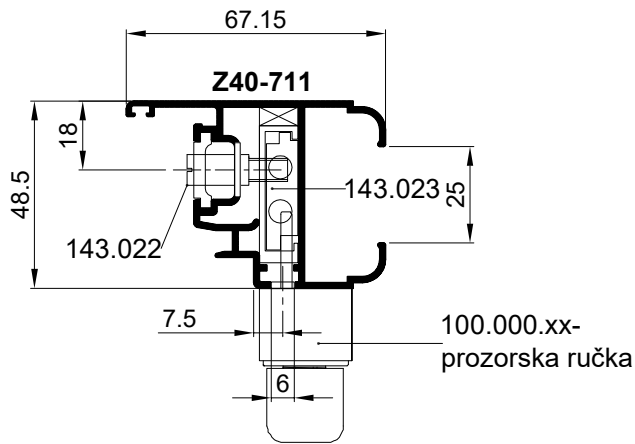
Obrada profila  
Z40-711



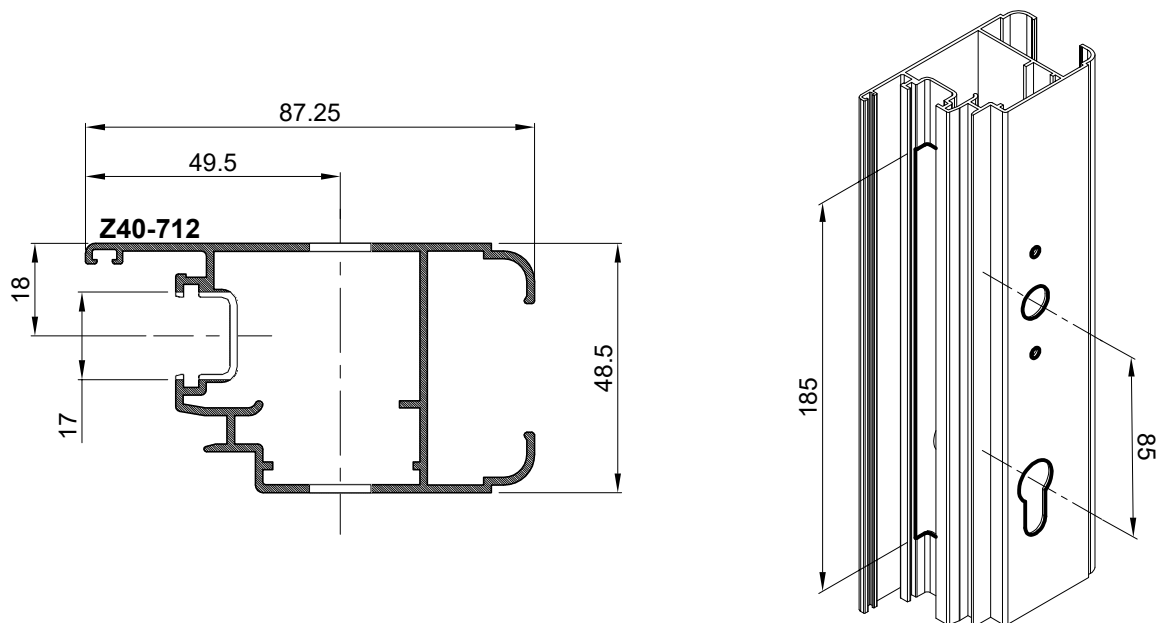
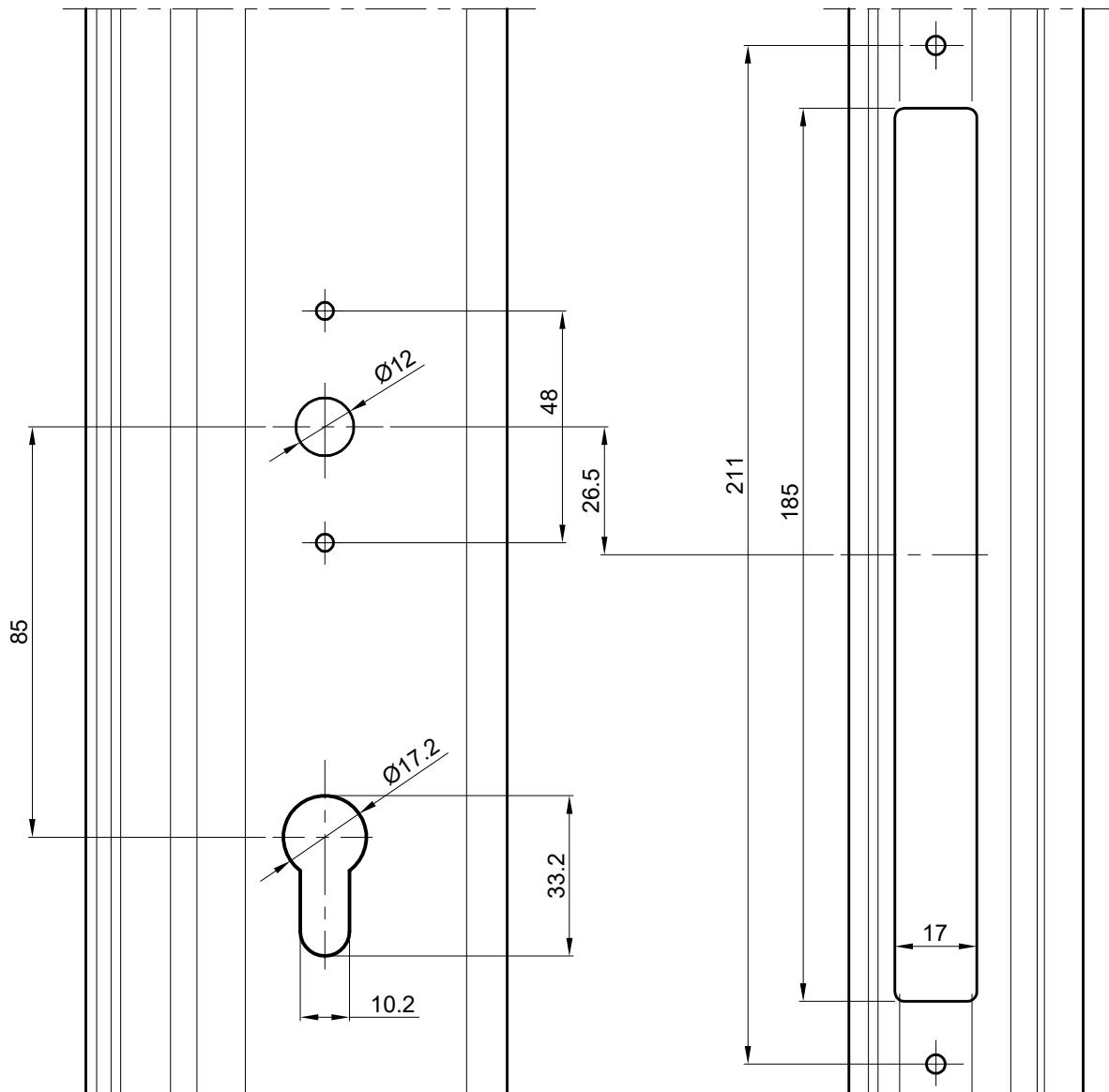
### Ugradnja i Obrada i montaža profila za prozorsku ručku 105.004.xx sa elementima pogona klizača 143.022 i 143.023



Obrada i montaža profila Z40-711 za prozorsku ručku 100.000.xx sa art. 143.022 i 143.023

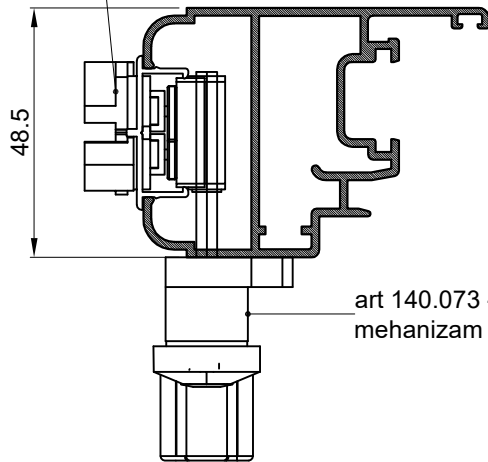


Obrada profila **Z40-712** za bravu 124.001- 35 mm (Stublina) i ručku za vrata 104.001.xx (Stublina)

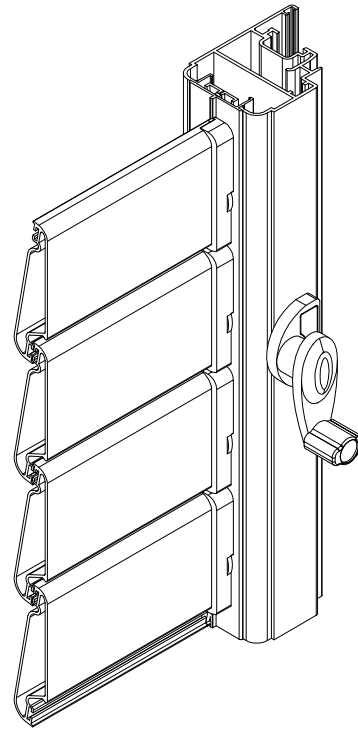


**UGRADNJA MEHANIZMA SA RUČICOM ( art.140.040) ZA POKRETANJE MAHANIZMA GRILJA (25 mm)**

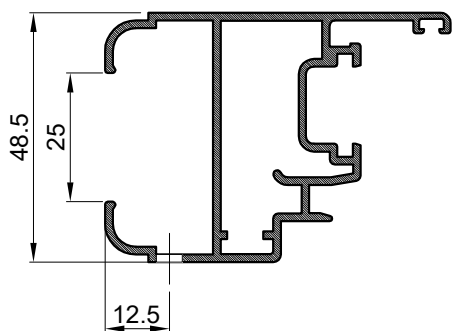
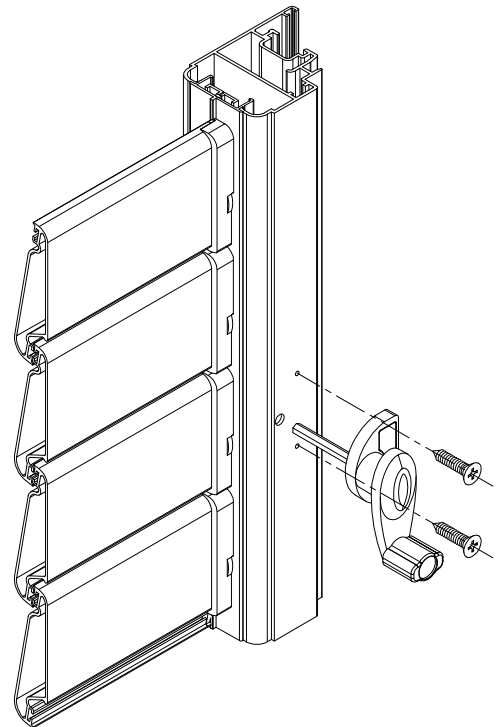
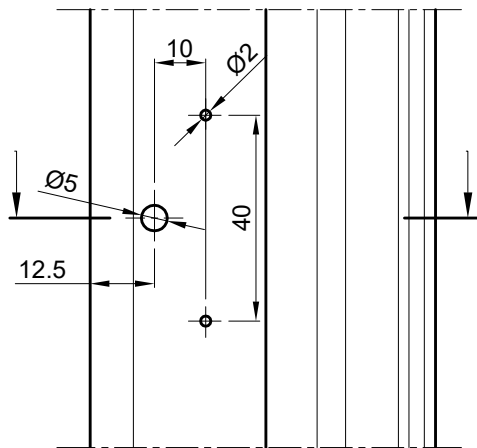
art 140.040-  
pokretni mehanizam  
grilja



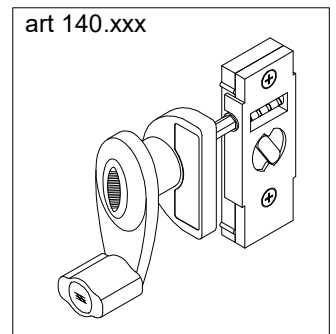
art 140.073 -  
mehanizam sa ručicom



**OBRADA ZA UGRADNJU RUČICE**

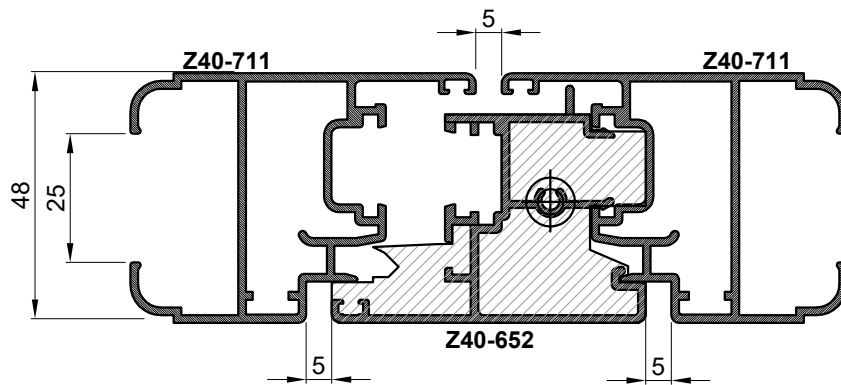
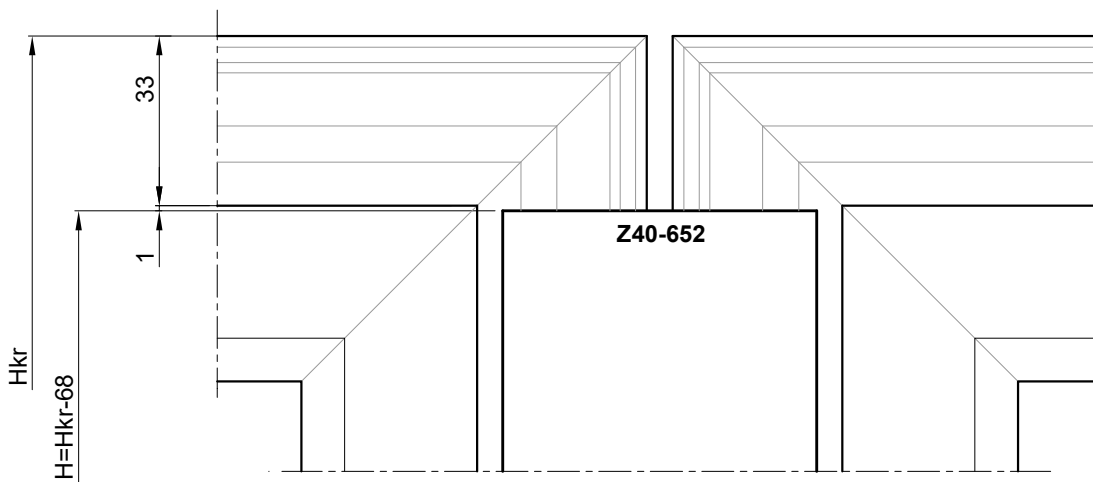
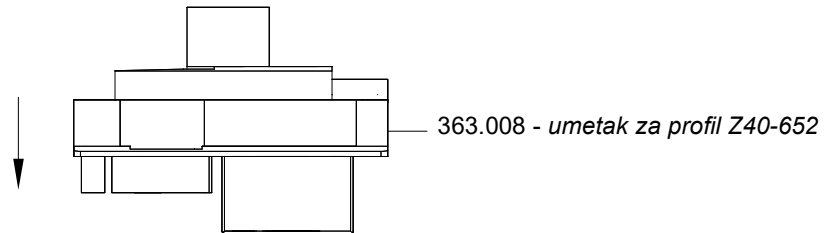


art 140.xxx

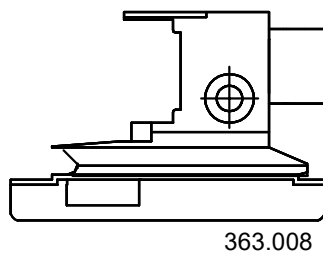


**Detalj ugradnje umetka 363.008 u profil Z40-652**

-otvaranje unutra

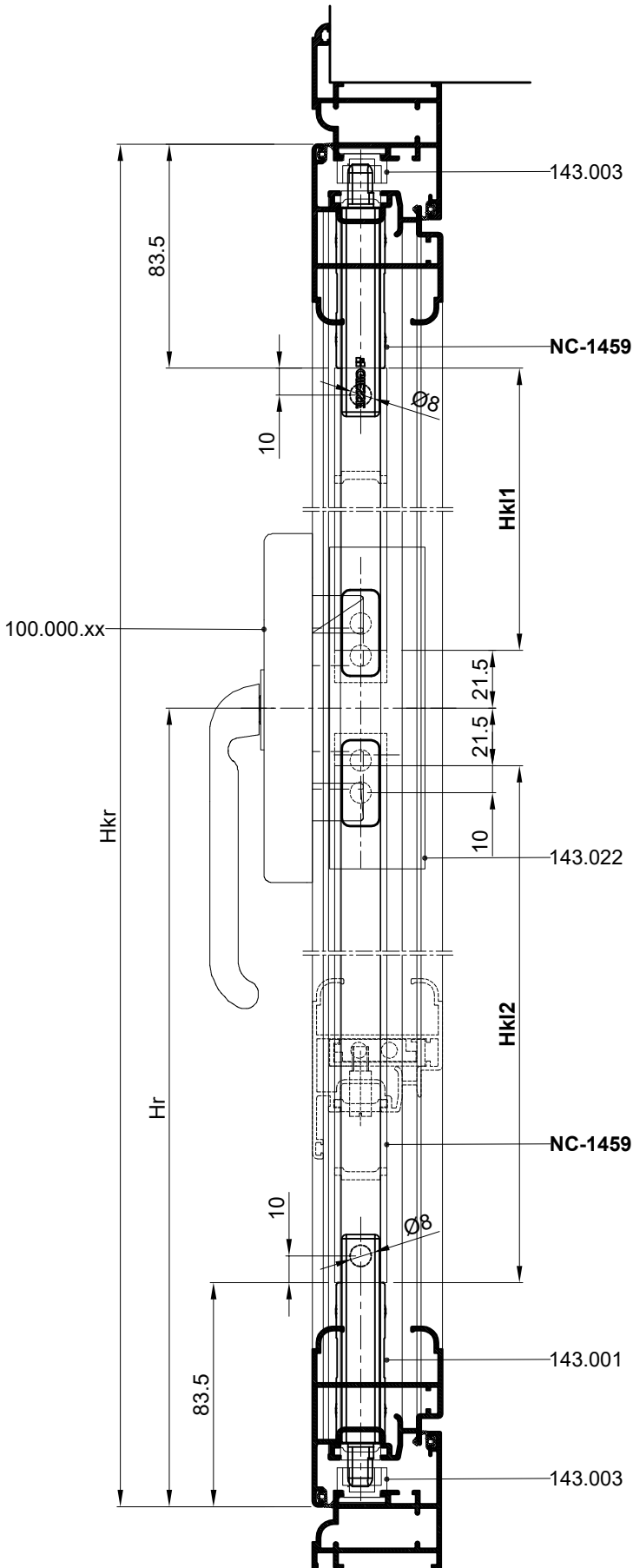


Obrada profila Z40-652  
prema profilu krila



Detalj ugradnje umetka 363.008 u profil Z40-652 primjenjiv je i u sklopu s profilom krila Z40-712

Obrada i pilanje profila NC-1459 (klizača)



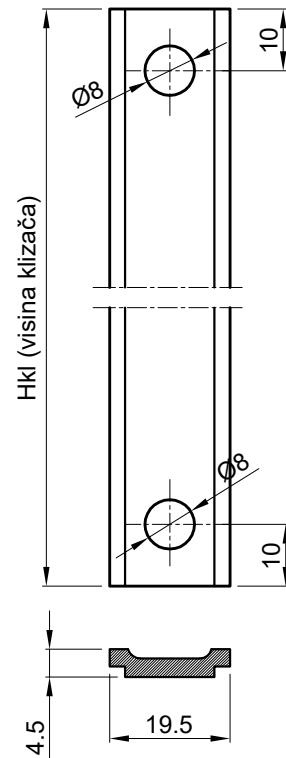
Mjere pilanja klizača

$$Hk1 = Hkr - Hr - 105$$

$$Hk2 = Hr - 105$$

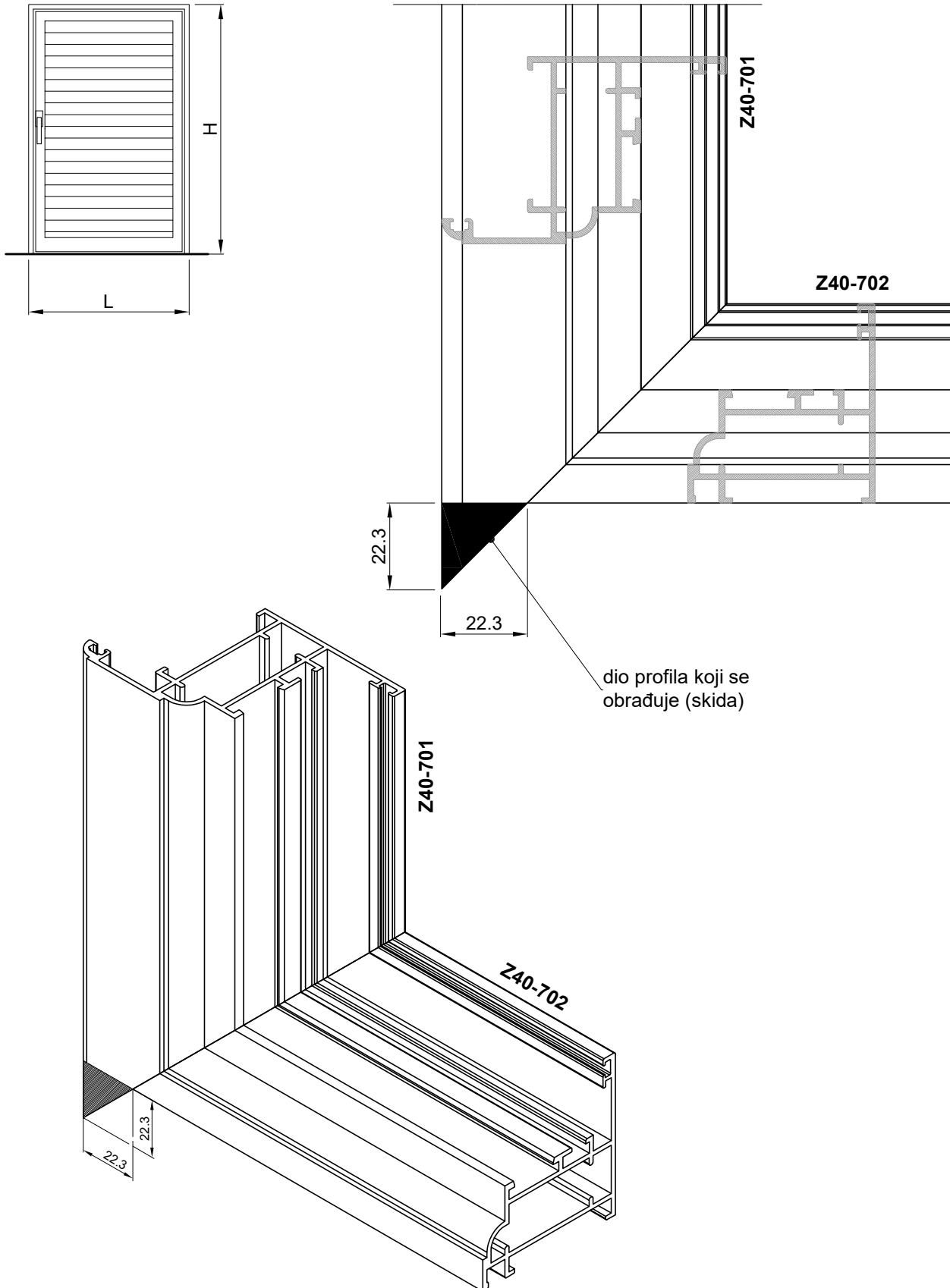
Obrada klizača

M 2:1



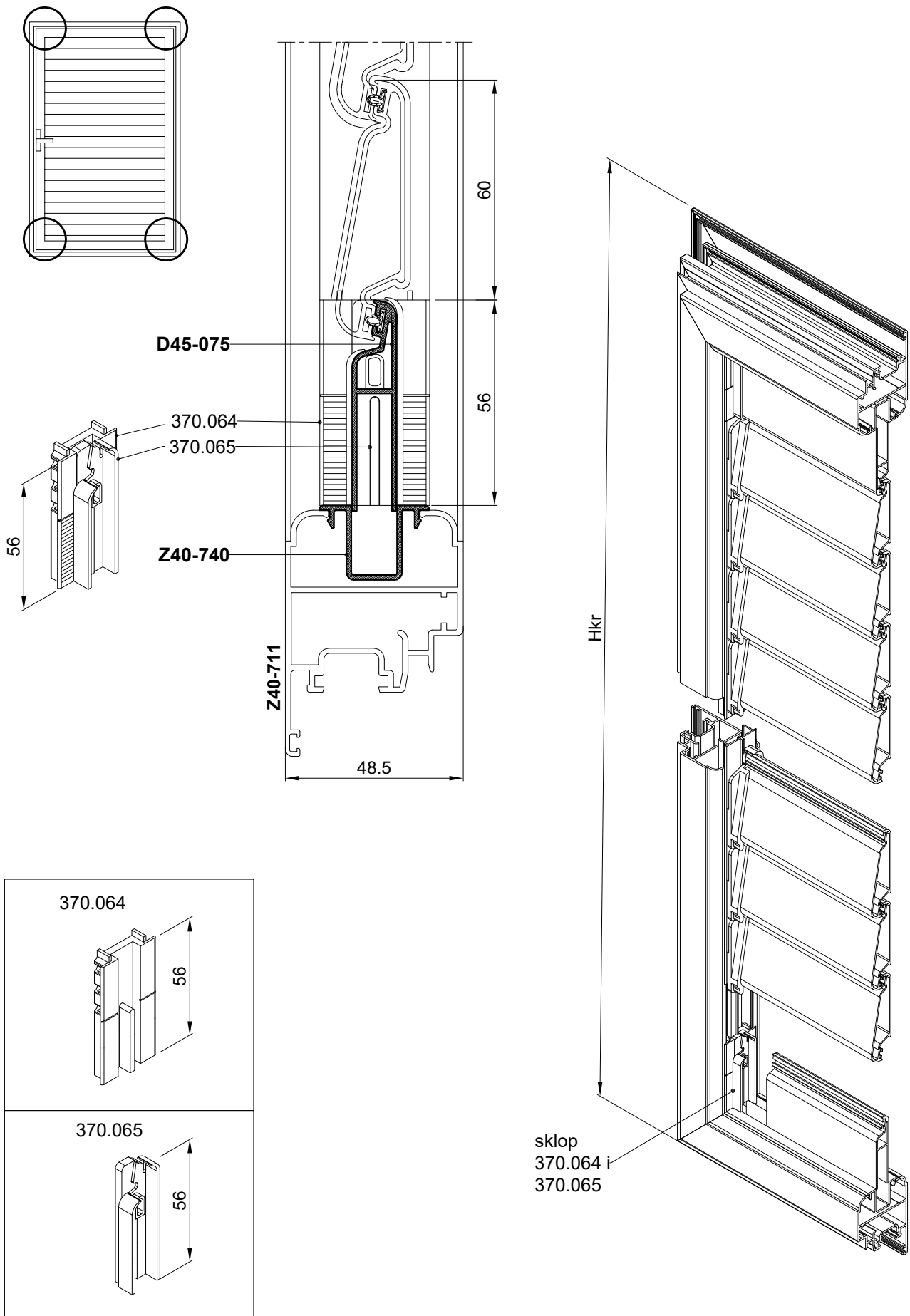
#### DETALJ KOD UGRADNJE GRILJE NA PROZOR SA KLUPICOM

-Obrada donjeg vodoravnog pojasa rama - profil Z40-701



#### GRILJA S POKRETNOM ISPUNOM

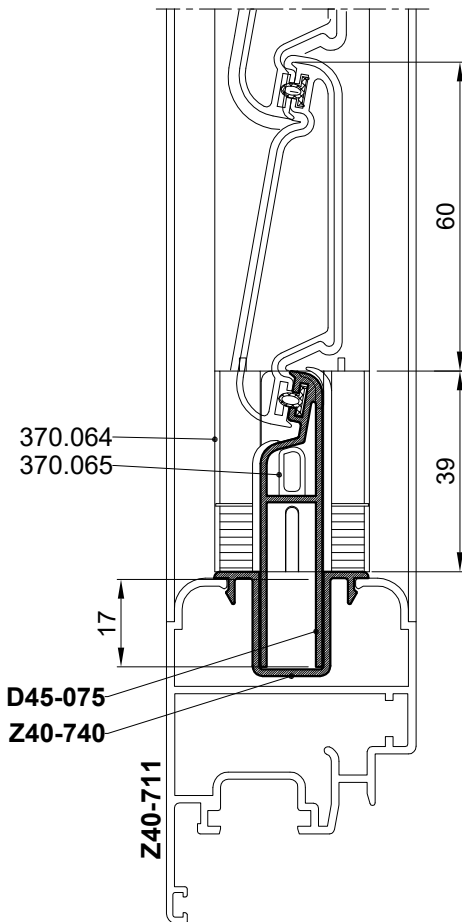
- Ugradnja početnog profila D45-075 s pripadajućim pvc umetcima u krilo grilje



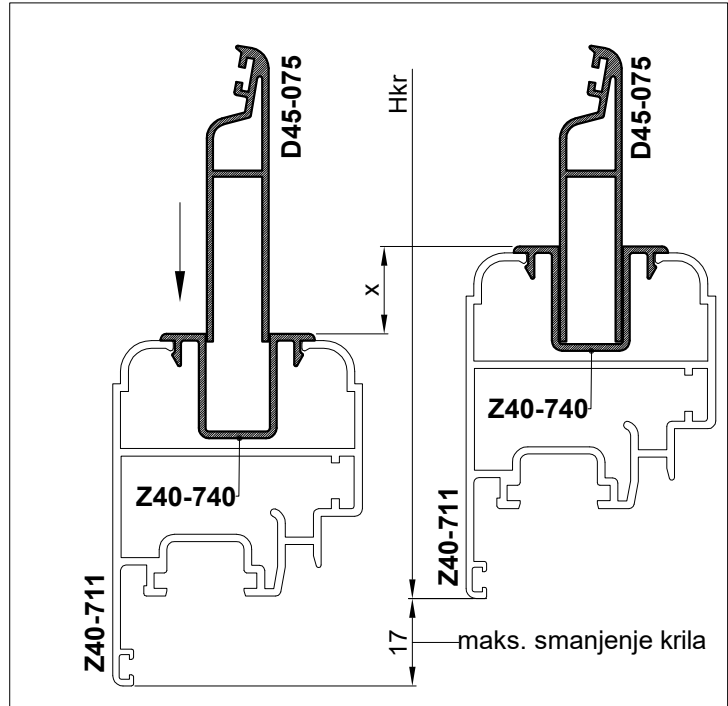
### GRILJA S POKRETNOM ISPUNOM

Prvi korak - Smanjivanje krila od 0-34 mm:

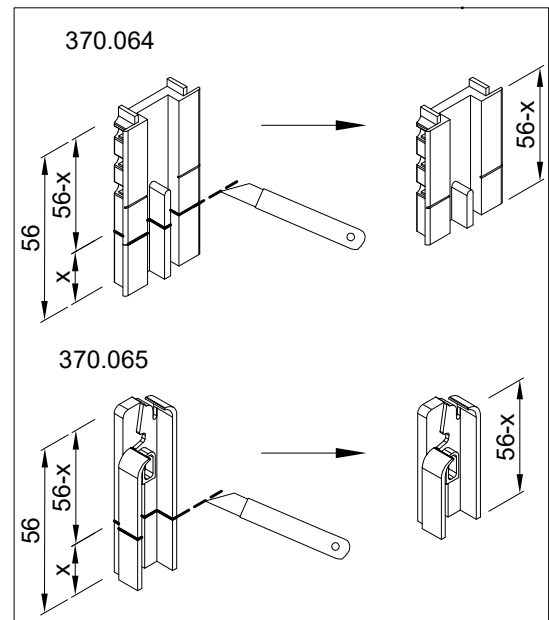
1. Pomjeranjem profila D45-075 u profilu Z40-740
2. Skraćivanje pvc umetaka 370.064 i 370.065



1. Pomjeranje D45-075 u Z40-740 za  $x = 0-17$  mm

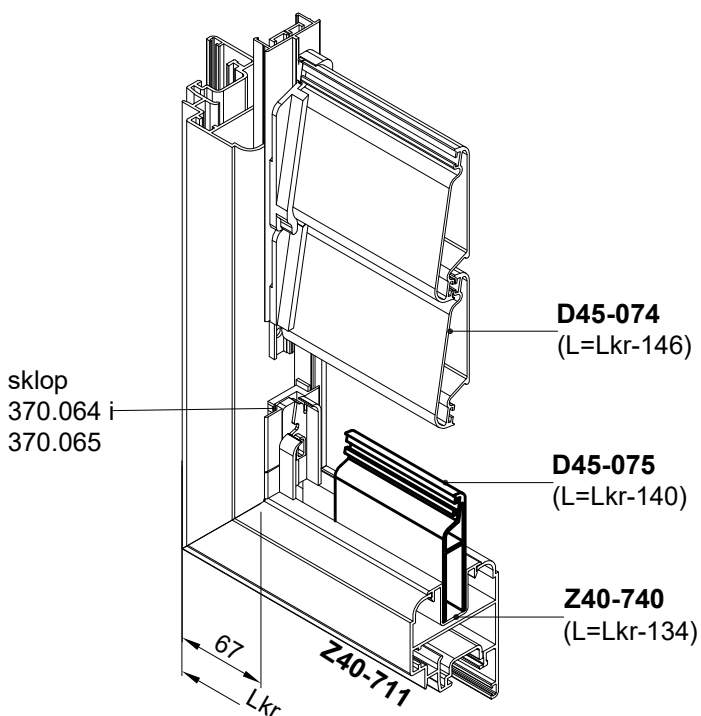


2. Skraćivanje pvc umetaka,  $x = 0-17$  mm



-Maksimalno smanjenje krila u prvom koraku:

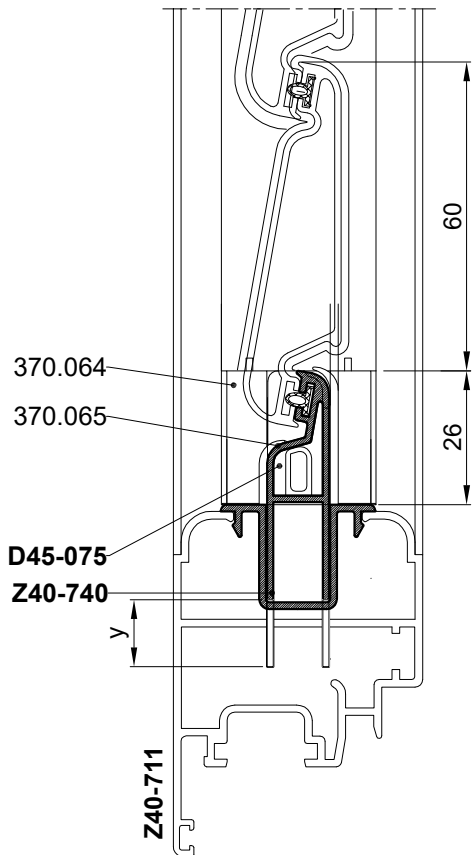
$$2 \times 17 \text{ mm} = 34 \text{ mm}$$



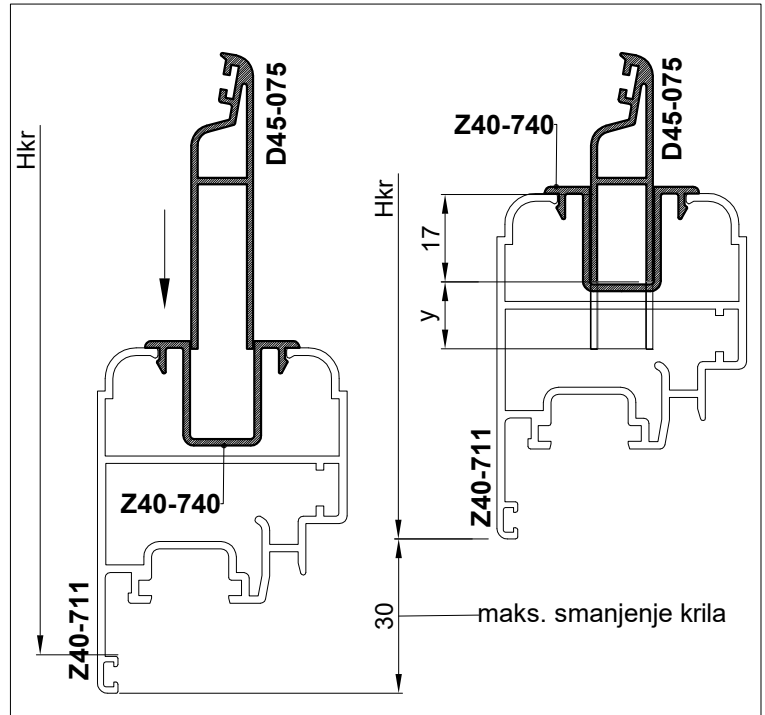
### GRILJA S POKRETNOM ISPUNOM

Drugi korak - Smanjivanje krila od 35-60 mm:

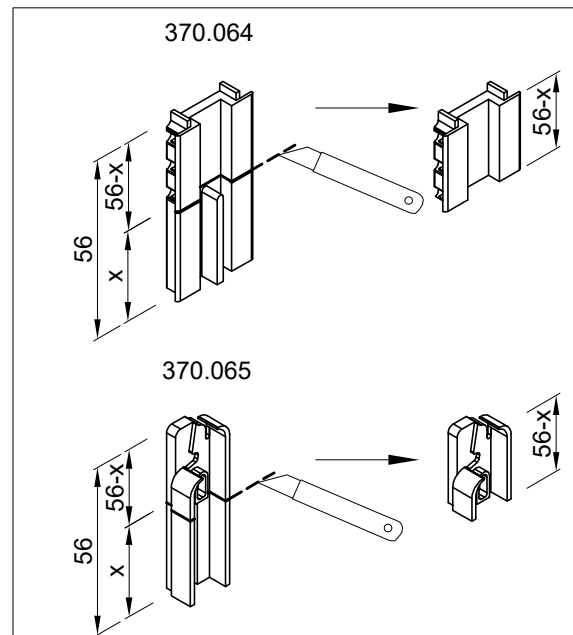
1. 1.1 Pomjeranjem profila D45-075 u profilu Z40-740 za 17 mm
- 1.2 Skraćivanjem profila D45-075 za  $y=0-13$  mm
2. Skraćivanje pvc umetaka 370.064 i 370.065



- 1.1 Pomjeranjem profila D45-075 u profilu Z40-740 za 17 mm
- 1.2 Skraćivanjem profila D45-075 za  $y=0-13$  mm

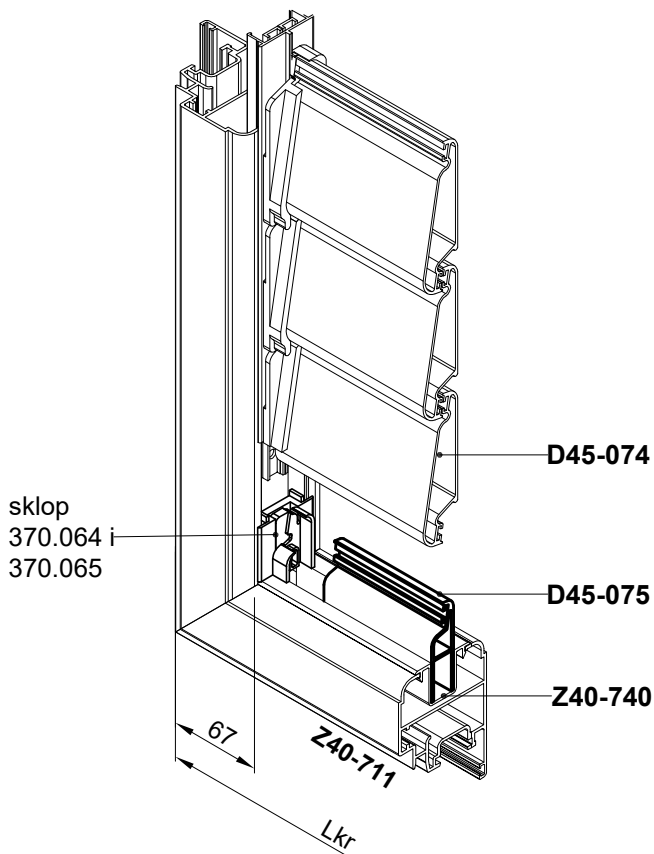


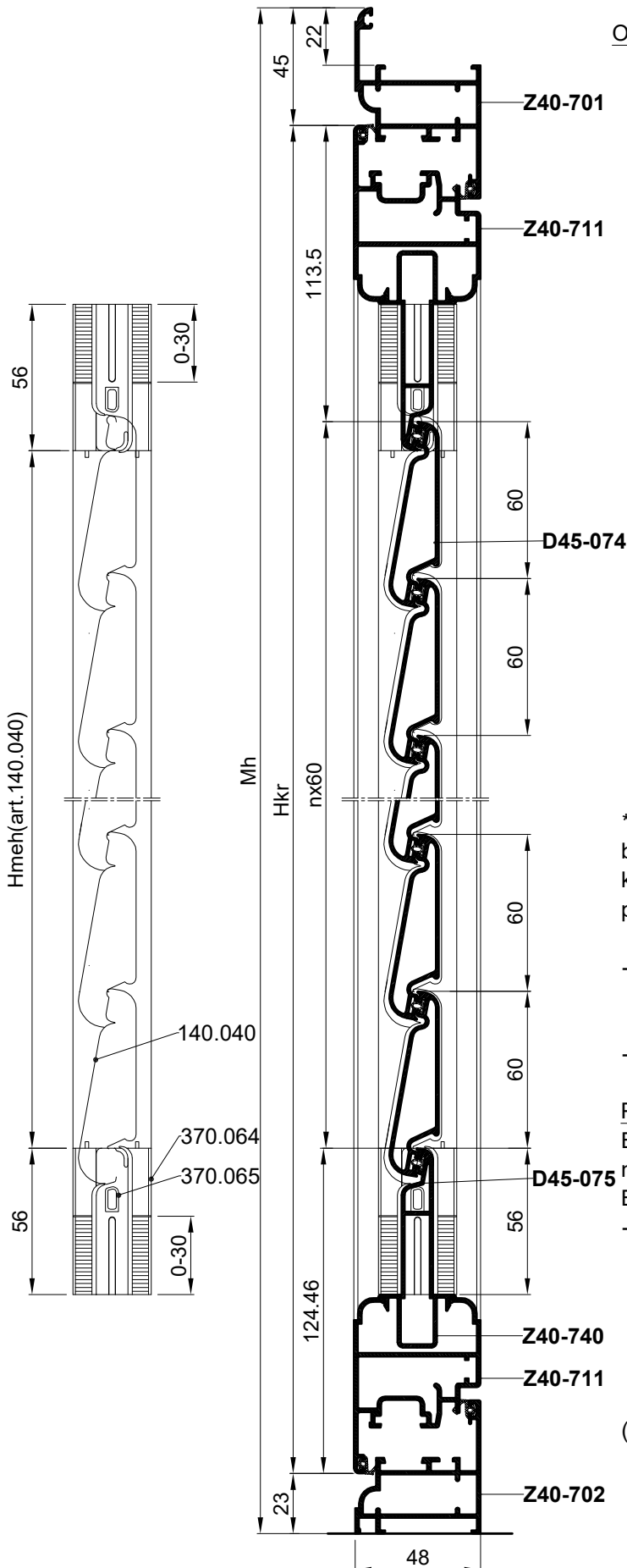
2. Skraćivanje pvc umetaka,  $x = 0-30$  mm



-Maksimalno smanjenje krila u drugom koraku:

$$2 \times 30 \text{ mm} = 60 \text{ mm}$$





Ovisnost broja lamela (D45-074) o visini krila grilje

Ovisnost broja lamela D45-074 o visini krila			
Mh[mm]= Hkr+68	Hkr [mm]	n [kom]	Hmeh[mm]
666*	598*	6	349
726*	658*	7	409
786*	718*	8	469
846*	778*	9	529
906*	838*	10	589
966*	898*	11	649
1026*	958*	12	709
1086*	1018*	13	769
1146*	1078*	14	829
1206*	1138*	15	889
1266*	1198*	16	949
1326*	1258*	17	1009
1386*	1318*	18	1069
1446*	1378*	19	1129
1506*	1438*	20	1189
1566*	1498*	21	1249
1626*	1558*	22	1309

\* Za mjere visine krila između ovih vrijednosti u tablici broj lamela n (D45-074) se uzima prvi veći uz korekciju početnog i završnog profila D45-075 sa pripadajućim pvc umetcima 370.064 i 370.065

- Broj lamela (D45-074)  
 $n = (Hkr - 238) / 60$

- Hmeh = Hkr - 249

Primjer : (za Hkr = 1120 mm)

Broj lamela (D45-074)

$n = (1120 - 238) / 60 = 882 / 60 = 14.7$

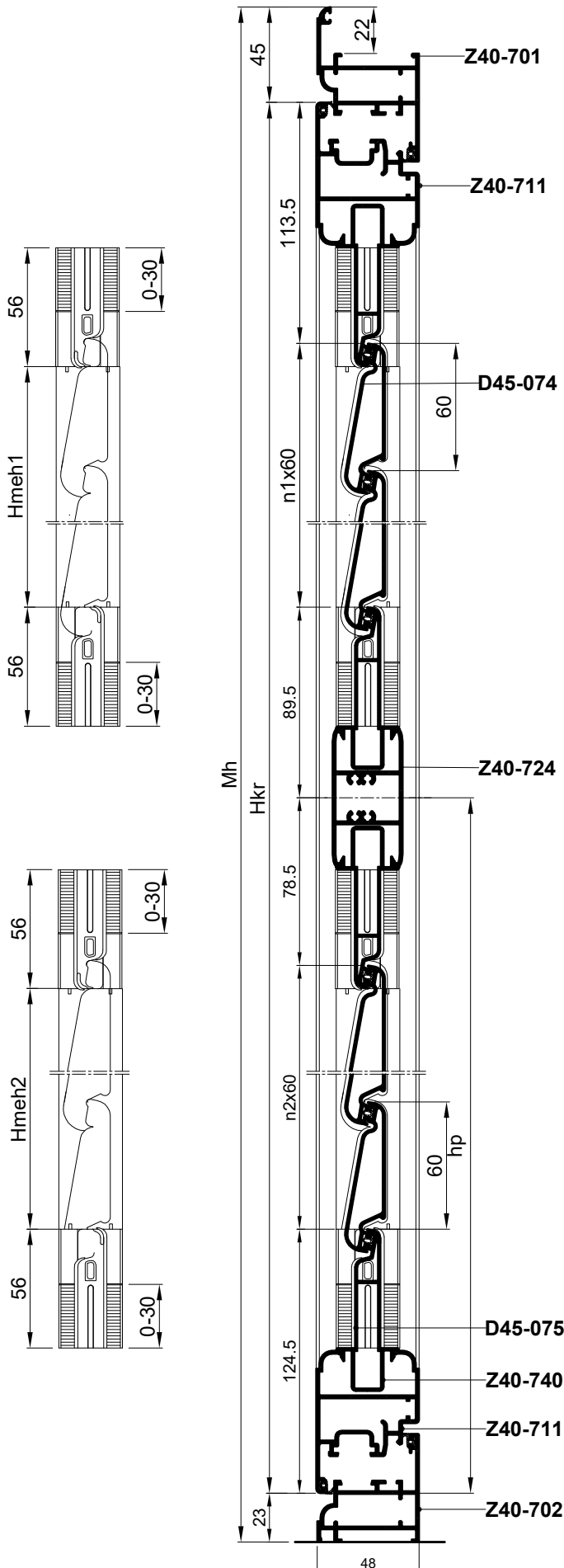
Broj lamela prvi veći je n = 15

- Korekcija  $1138 - 1120 = 18$  mm

- korekcija početnog profila D45-075 sa pripadajućim pvc umetcima 370.064 i 370.065  
 $18 \text{ mm} / 2 = 9 \text{ mm}$

- korekcija završnog profila D45-075 sa pripadajućim pvc umetcima 370.064 i 370.065  
 $18 \text{ mm} / 2 = 9 \text{ mm}$

(vidi str. 400.11.320)



Ovisnost broja lamela (D45-074) o visini krila grilje

$M_h = H_{kr} + 51$ [mm]	$H_{kr}$ [mm]	$h_p$ [mm]	$n_1 = n_2$ [kom]	$H_{meh1} = H_{meh2}$ [mm]
1657*	1606*	803	10	589
1777*	1726*	863	11	649
1897*	1846*	923	12	709
2017*	1966*	983	13	769
2137*	2086*	1043	14	829
2257*	2206*	1103	15	889
2377*	2326*	1163	16	949
2497*	2446*	1223	17	1009
2617*	2566*	1283	18	1069

\* Za mjere visine krila između ovih vrijednosti u tablici broj lamela  $n$  (D45-074) se uzima prvi veći uz korekciju početnog i završnog profila D45-075 sa pripadajućim pvc umetcima 370.064 i 370.065.

- Broj lamela (D45-074):  
 $n_1 = n_2 = (H_{kr} - 406) / 120$

-  $h_p = H_{kr} - 203 - 60 \times n_{1,2}$

-  $H_{meh1} = H_{meh2} = (H_{kr} - 428) / 2$

Primjer : (za  $H_{kr} = 1686$  mm)

$n_1 = n_2 = (1686 - 406) / 120 = 1280 / 120 = 10.66$

Broj lamela prvi veći je  $n_1 = n_2 = 11$

- Korekcija  $1726 - 1686 = 40$  mm

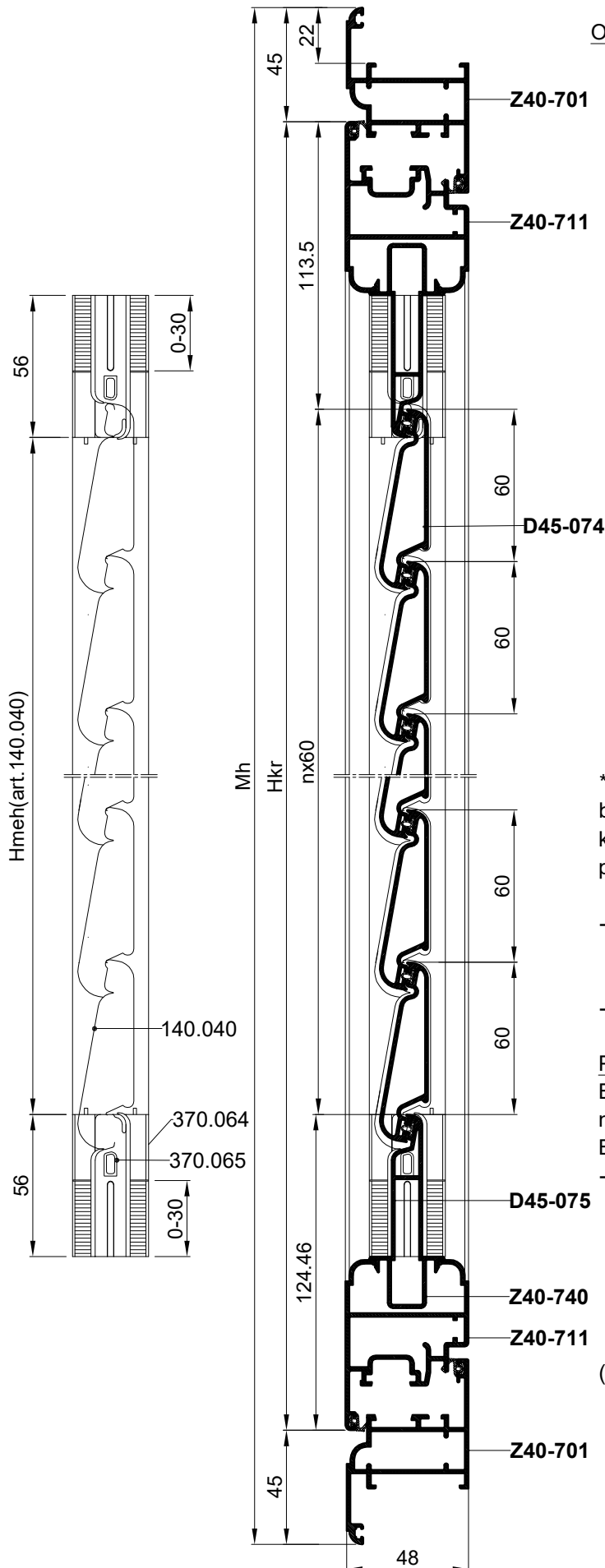
- korekcija početnog profila D45-075

sa pripadajućim pvc umetcima 370.064 i 370.065  
 $40 \text{ mm} / 4 = 10 \text{ mm}$

- korekcija završnog profila D45-075

sa pripadajućim pvc umetcima 370.064 i 370.065  
 $40 \text{ mm} / 4 = 10 \text{ mm}$

(vidi str.400.11.320)



Ovisnost broja lamela (D45-074) o visini krila grilje

Ovisnost broja lamela D45-074o visini krila			
Mh[mm]= Hkr+90	Hkr [mm]	n [kom]	Hmeh[mm]
688*	598*	6	349
748*	658*	7	409
808*	718*	8	469
868*	778*	9	529
928*	838*	10	589
988*	898*	11	649
1048*	958*	12	709
1108*	1018*	13	769
1168*	1078*	14	829
1228*	1138*	15	889
1288*	1198*	16	949
1348*	1258*	17	1009
1408*	1318*	18	1069
1468*	1378*	19	1129
1528*	1438*	20	1189
1588*	1498*	21	1249
1648	1558*	22	1309

\* Za mjere visine krila između ovih vrijednosti u tablici broj lamela n (D45-074) se uzima prvi veći uz korekciju početnog i završnog profila D45-075 sa pripadajućim pvc umetcima 370.064 i 370.065

- Broj lamela (D45-074)  
 $n = (Hkr - 238) / 60$

- Hmeh = Hkr - 249

Primjer : (za Hkr = 1120 mm)

Broj lamela (D45-074)

$n = (1120 - 238) / 60 = 882 / 60 = 14.7$

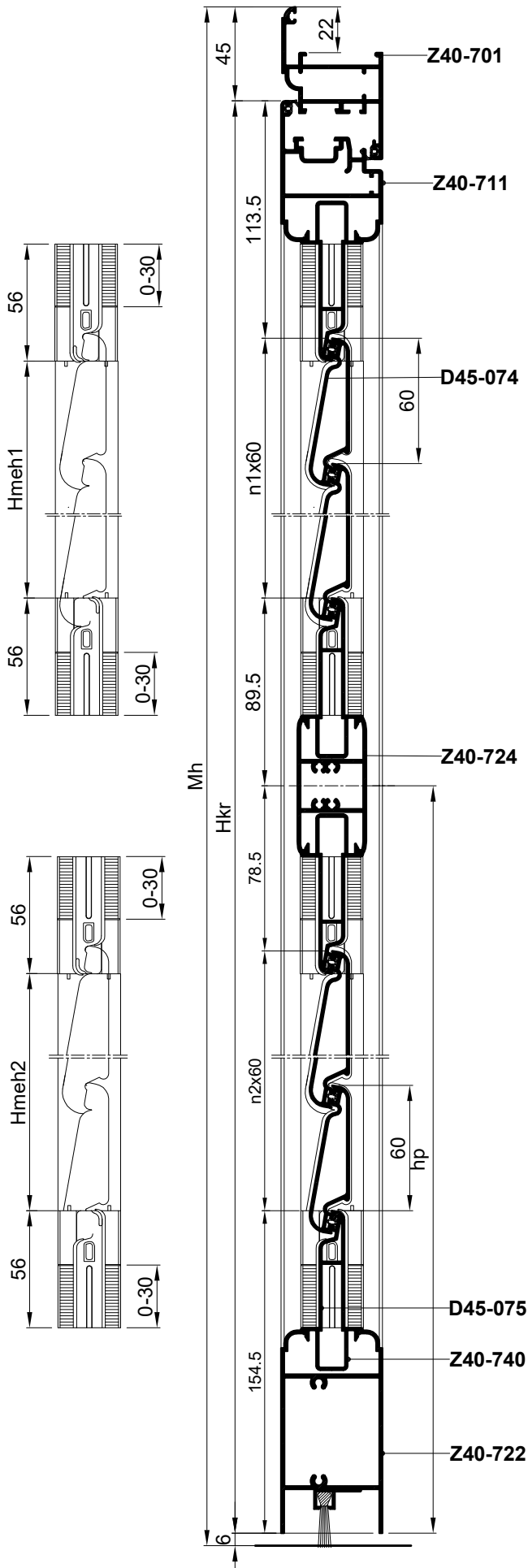
Broj lamela prvi veći je n = 15

- Korekcija 1138 - 1120 = 18 mm

- korekcija početnog profila D45-075 sa pripadajućim pvc umetcima 370.064 i 370.065  
 $18 \text{ mm} / 2 = 9 \text{ mm}$

- korekcija završnog profila D45-075 sa pripadajućim pvc umetcima 370.064 i 370.065  
 $18 \text{ mm} / 2 = 9 \text{ mm}$

(vidi str. 400.11.320)



Ovisnost broja lamela (D45-074) o visini krila grilje

Ovisnost broja lamela D45-074 o visini krila				
Mh=Hkr+51 [mm]	Hkr [mm]	hp [mm]	n1=n2 [kom]	Hmeh1=Hmeh2[mm]
1687*	1636*	833	10	589
1807*	1756*	893	11	649
1927*	1876*	953	12	709
2047*	1996*	1013	13	769
2167*	2116*	1073	14	829
2287*	2236*	1133	15	889
2407*	2356*	1193	16	949
2527*	2476*	1253	17	1009
2647*	2596*	1313	18	1069

\* Za mjere visine krila između ovih vrijednosti u tablici broj lamela  $n$  (D45-074) se uzima prvi veći uz korekciju početnog i završnog profila D45-075 sa pripadajućim pvc umetcima 370.064 i 370.065.

- Broj lamela (D45-074):  
 $n1=n2 = (Hkr-436) / 120$

-  $hp = Hkr - 203 - 60 \times n_{1,2}$

-  $Hmeh1 = Hmeh2 = (Hkr - 458) / 2$

Primjer : (za  $Hkr = 1716$  mm)

$n1=n2 = (1716 - 436) / 120 = 1280 / 120 = 10.66$

Broj lamela prvi veći je  $n1=n2=11$

-Korekcija  $1756 - 1716 = 40$  mm

-korekcija početnog profila D45-075

sa pripadajućim pvc umetcima 370.064 i 370.065

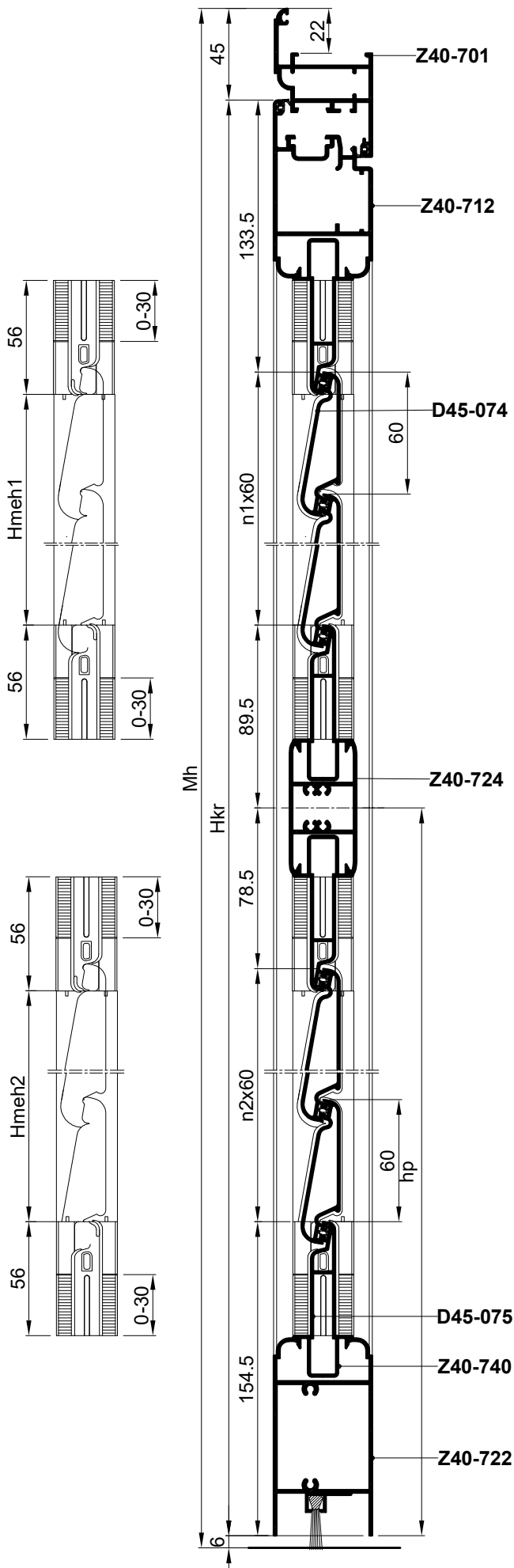
$40 \text{ mm} / 4 = 10 \text{ mm}$

-korekcija završnog profila D45-075

sa pripadajućim pvc umetcima 370.064 i 370.065

$40 \text{ mm} / 4 = 10 \text{ mm}$

(vidi str.400.11.320)



Ovisnost broja lamela (D45-074) o visini krila grilje

Ovisnost broja lamela D45-074 o visini krila				
$Mh=Hkr+51$ [mm]	Hkr [mm]	hp [mm]	$n1=n2$ [kom]	$Hmeh1=Hmeh2$ [mm]
1707*	1656*	833	10	589
1827*	1776*	893	11	649
1947*	1896*	953	12	709
2067*	2016*	1013	13	769
2187*	2136*	1073	14	829
2307*	2256*	1133	15	889
2427*	2376*	1193	16	949
2547*	2496*	1253	17	1009
2667*	2616*	1313	18	1069

\* Za mjere visine krila između ovih vrijednosti u tablici broj lamela  $n$  (D45-074) se uzima prvi veći uz korekciju početnog i završnog profila D45-075 sa pripadajućim pvc umetcima 370.064 i 370.065.

- Broj lamela (D45-074):  
 $n1=n2=(Hkr-456) / 120$

-  $hp=Hkr-223-60 \times n_{1,2}$

-  $Hmeh1=Hmeh2=(Hkr-478) / 2$

Primjer :(za  $Hkr=1736$  mm)

$n1=n2=(1736-456)/120= 1280/120 =10.66$

Broj lamela prvi veći je  $n1=n2=11$

-Korekcija  $1776-1736=40$  mm

-korekcija početnog profila D45-075

sa pripadajućim pvc umetcima 370.064 i 370.065

$40 \text{ mm}/4 = 10 \text{ mm}$

-korekcija završnog profila D45-075

sa pripadajućim pvc umetcima 370.064 i 370.065

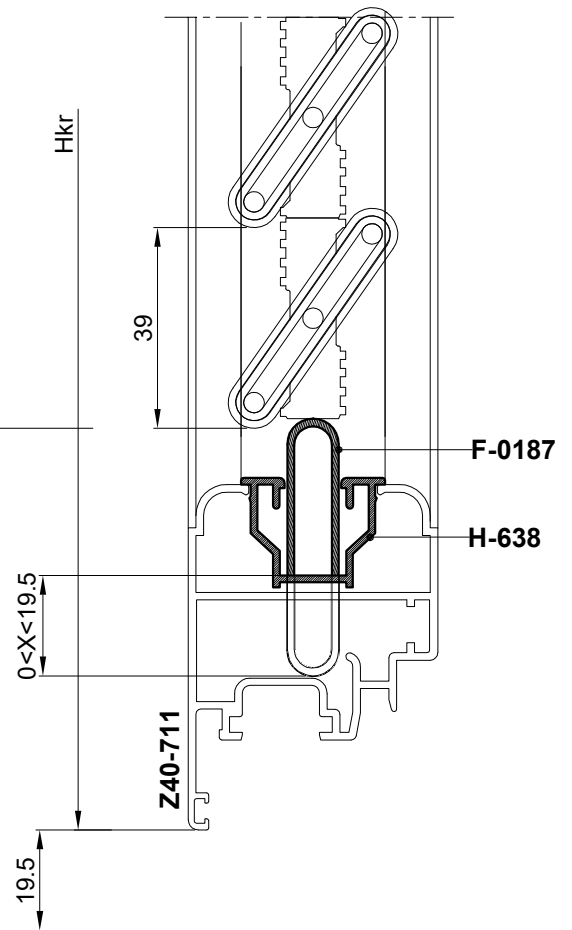
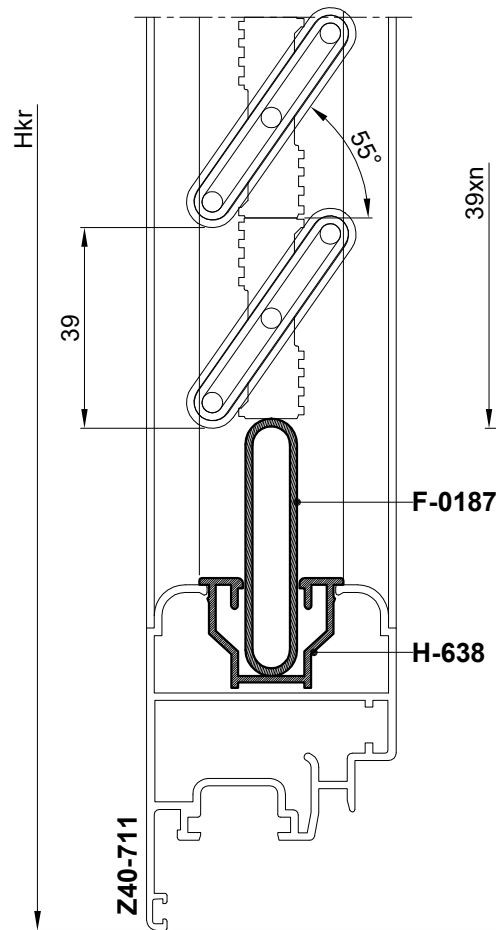
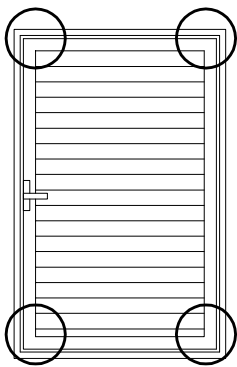
$40 \text{ mm}/4 = 10 \text{ mm}$

(vidi str.400.11.320)

### GRILJA S FIKSNOM ISPUNOM

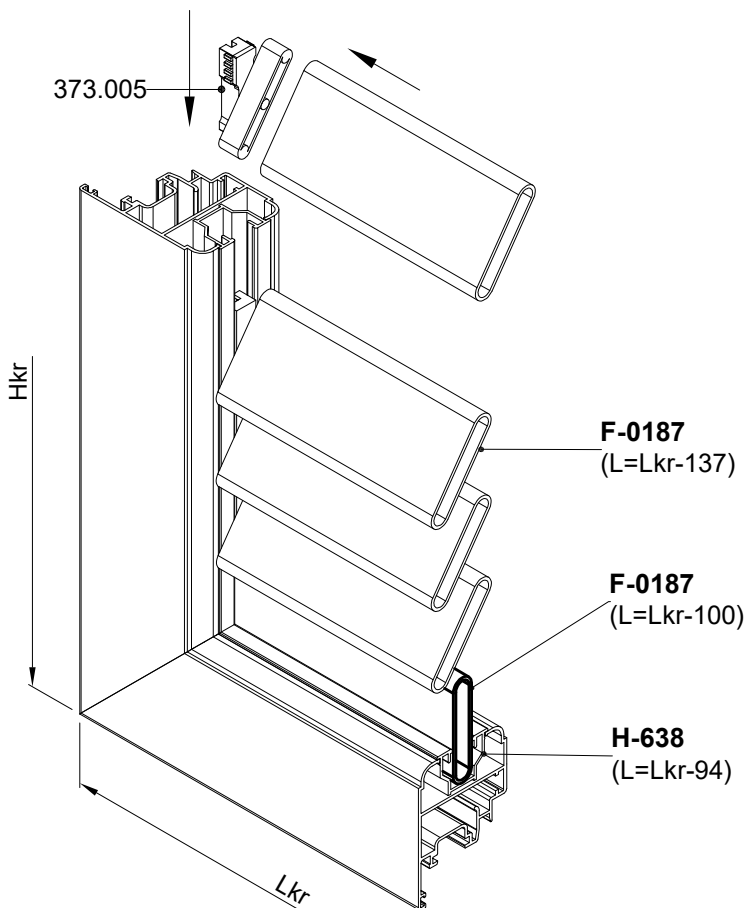
1. Početni položaj profila

2. Skraćivanje F-0187

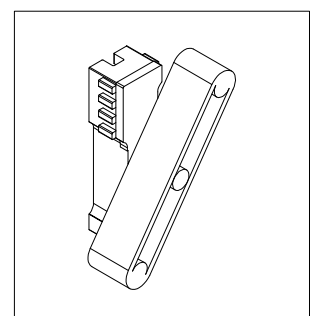


-Maksimalno smanjenje krila :

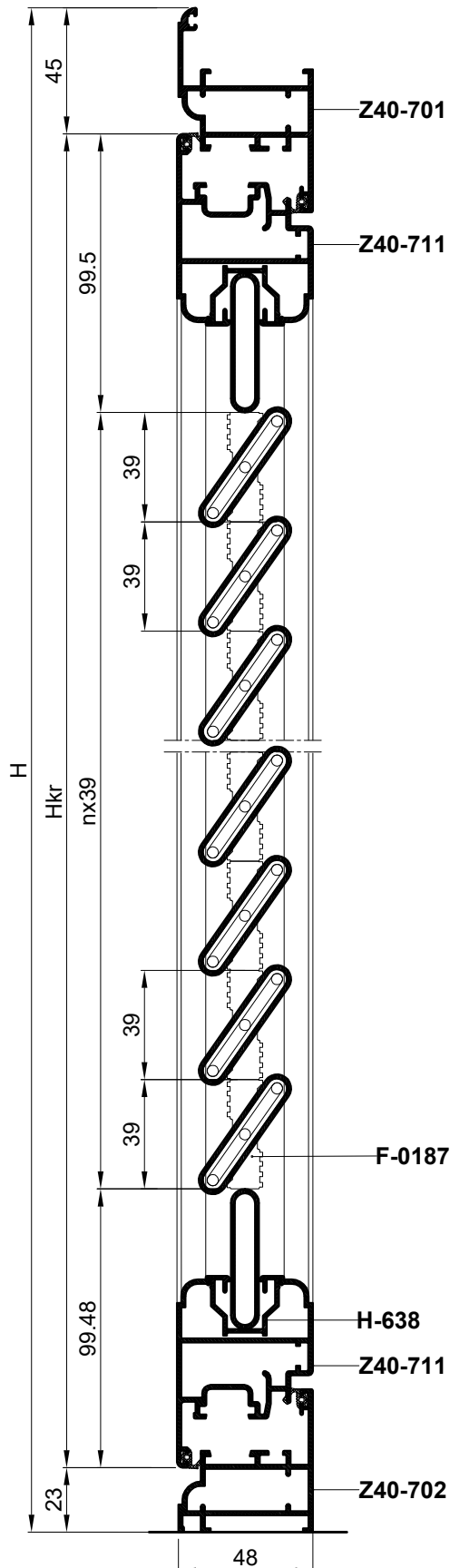
$$2 \times 19.5 \text{ mm} = 39 \text{ mm}$$



373.005



### Ovisnost broja lamela (F-0187) o visini krila grilje



Ovisnost broja lamela F-0187 o visini krila		
H[mm]= Hkr+68	Hkr [mm]	n [kom]
657*	589*	10
696*	628*	11
735*	667*	12
774*	706*	13
813*	745*	14
852*	784*	15
891*	823*	16
930*	862*	17
969*	901*	18
1008*	940*	19
1047*	979*	20
1086*	1018*	21
1125*	1057*	22
1164*	1096*	23
1203*	1135*	24
1242*	1174*	25
1281*	1213*	26
1320*	1252*	27
1359*	1291*	28
1398*	1330*	29
1437*	1369*	30
1476*	1408*	31
1515*	1447*	32
1554*	1486*	33
1593*	1525*	34
1632*	1564*	35
1671*	1603*	36

\* Za mjere visine krila između ovih vrijednosti u tablici broj lamela n (F-0187) se uzima prvi veći uz skraćivanje početnog i završnog dodatka od profila F-0187

- Broj lamela (F-0187):

$$n = (Hkr - 199) / 39$$

Primjer : (za Hkr=1000 mm)

- Broj lamela (F-0187)

$$n = (1000 - 199) / 39 = 801 / 39 = 20.5$$

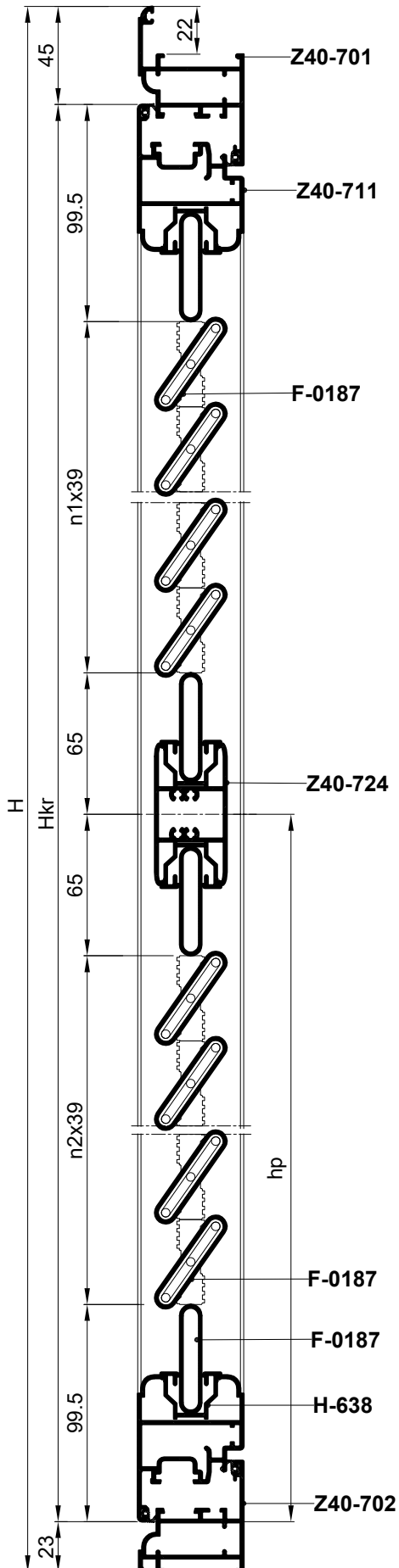
- Broj lamela prvi veći je n=21

- Ukupno skraćenje je 1018-1000=18 mm

- skraćenje početnog profila F-0187 je 18 mm/2 = 9 mm

- skraćenje završnog profila F-0187 je 18 mm/2 = 9 mm

(vidi str.400.11.327)



Ovisnost broja lamela (F-0187) o visini krila grilje

Ovisnost broja lamela F-0187 o visini krila			
H=Hkr+68 [mm]	Hkr [mm]	hp [mm]	n1=n2 [kom]
1645*	1577*	788*	16
1723*	1655*	827*	17
1801*	1733*	866*	18
1879*	1811*	905*	19
1957*	1889*	944*	20
2035*	1967*	983*	21
2113*	2045*	1022*	22
2191*	2123*	1061*	23
2269*	2201*	1100*	24
2347*	2279*	1139*	25
2425*	2357*	1178*	26
2503*	2435*	1217*	27
2581*	2513*	1256*	28
2659*	2591*	1295*	29
2737*	2669*	1334*	30

\* Za mjere visine krila između ovih vrijednosti u tablici broj lamela  $n$  (F-0187) se uzima prvi veći uz skraćivanje početnog i završnog dodatka od profila F-0187

- Broj lamela (F-0187):  
 $n_1=n_2 = (Hkr-329) / 78$

-  $hp = Hkr - 165 - 39 \times n_{1,2}$

Primjer : (za Hkr=2000 mm)

- Broj lamela (F-0187)

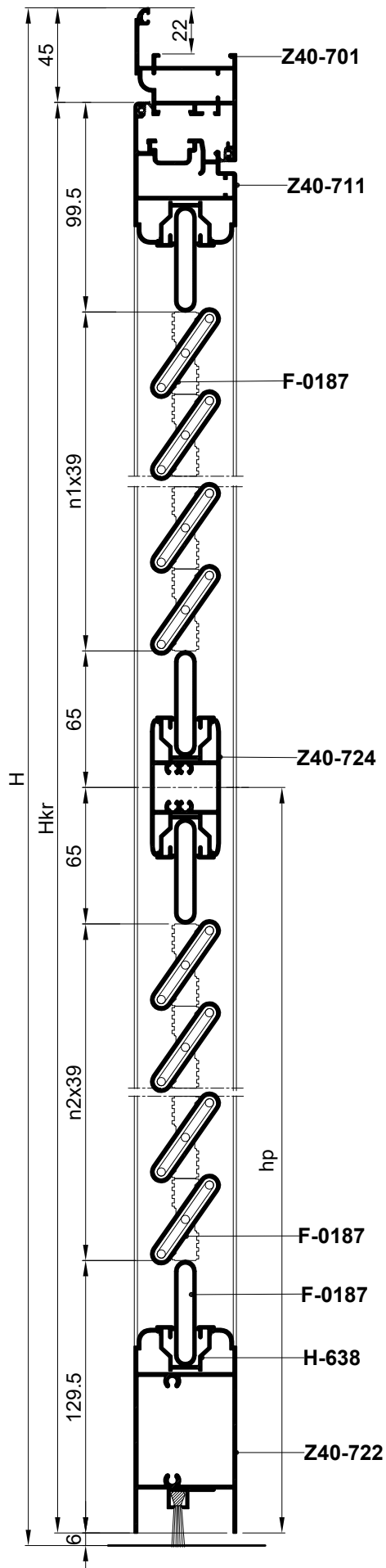
$n_1=n_2 = (2000-329)/78 = 1641/78 = 21.4$

- Broj lamela prvi veći je  $n_1=n_2=22$

- Ukupno skraćivanje je  $2045-2000=45$  mm

- skraćivanje početnog profila F-0187 je  $45/4$  mm  $\approx 11$  mm

- skraćivanje početnog profila F-0187 je  $45/4$  mm  $\approx 11$  mm (vidi str.400.11.327)



Ovisnost broja lamela (F-0187) o visini krila grilje

Ovisnost broja lamela F-0187 o visini krila			
H=Hkr+51 [mm]	Hkr [mm]	hp [mm]	n1=n2 [kom]
1658*	1607*	818*	16
1736*	1685*	857*	17
1814*	1763*	896*	18
1892*	1841*	935*	19
1970*	1919*	974*	20
2048*	1997*	1013*	21
2126*	2075*	1052*	22
2204*	2153*	1091*	23
2282*	2231*	1130*	24
2360*	2309*	1169*	25
2438*	2387*	1208*	26
2516*	2465*	1247*	27
2594*	2543*	1286*	28
2672*	2621*	1325*	29
2750*	2699*	1364*	30

\* Za mjere visine krila između ovih vrijednosti u tablici broj lamela  $n$  (F-0187) se uzima prvi veći uz skraćivanje početnog i završnog dodatka od profila F-0187

- Broj lamela (F-0187):  
 $n1=n2 = (Hkr-359) / 78$

-  $hp = Hkr - 165 - 39 \times n_{1,2}$

Primjer : (za  $Hkr = 2000$  mm)

- Broj lamela (F-0187)

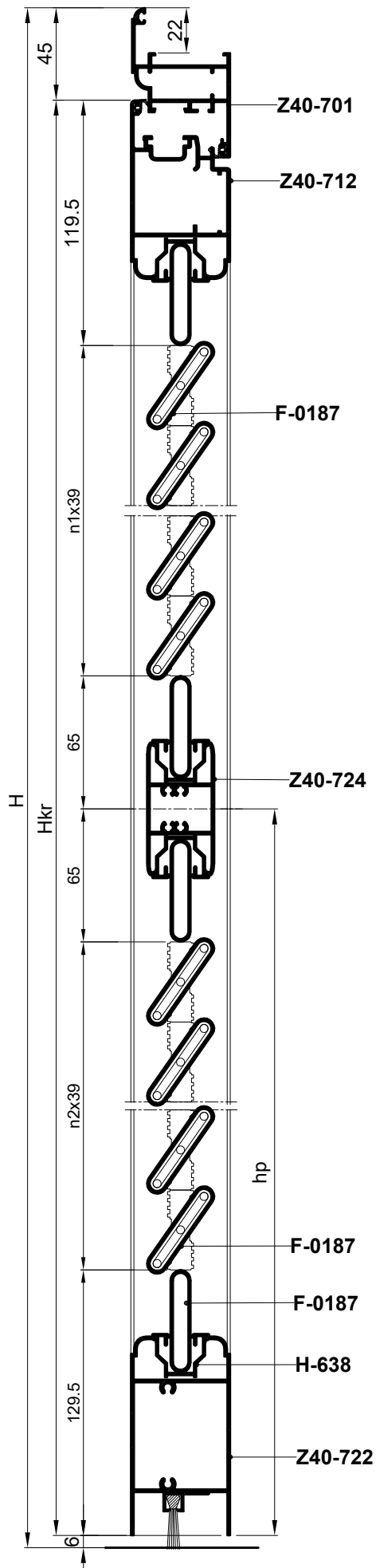
$n1=n2 = (2000-359)/78 = 1641/78 = 21.04$

- Broj lamela prvi veći je  $n1=n2=22$

- Ukupno skraćivanje je  $2075-2000=75$  mm

- skraćivanje početnog profila F-0187 je  $75/4$  mm  $\approx 19$  mm

- skraćivanje početnog profila F-0187 je  $75/4$  mm  $\approx 19$  mm (vidi str.400.11.327)



Ovisnost broja lamela (F-0187) o visini krila grilje

Ovisnost broja lamela F-0187 o visini krila			
H=Hkr+51 [mm]	Hkr [mm]	hp [mm]	n1=n2 [kom]
1678*	1627*	818*	16
1756*	1705*	857*	17
1834*	1783*	896*	18
1912*	1861*	935*	19
1990*	1939*	974*	20
2068*	2017*	1013*	21
2146*	2095*	1052*	22
2224*	2173*	1091*	23
2302*	2251*	1130*	24
2380*	2329*	1169*	25
2458*	2407*	1208*	26
2536*	2485*	1247*	27
2614*	2563*	1286*	28
2692*	2641*	1325*	29
2770*	2719*	1364*	30

\* Za mjere visine krila između ovih vrijednosti u tablici broj lamela  $n$  (F-0187) se uzima prvi veći uz skraćivanje početnog i završnog dodatka od profila F-0187

- Broj lamela (F-0187):  
 $n_1=n_2 = (Hkr-379) / 78$

-  $hp = Hkr - 185 - 39 \times n_{1,2}$

Primjer : (za Hkr=2000 mm)

- Broj lamela (F-0187)

$n_1=n_2 = (2000-379)/78 = 1621/78 = 20.8$

- Broj lamela prvi veći je  $n_1=n_2=21$

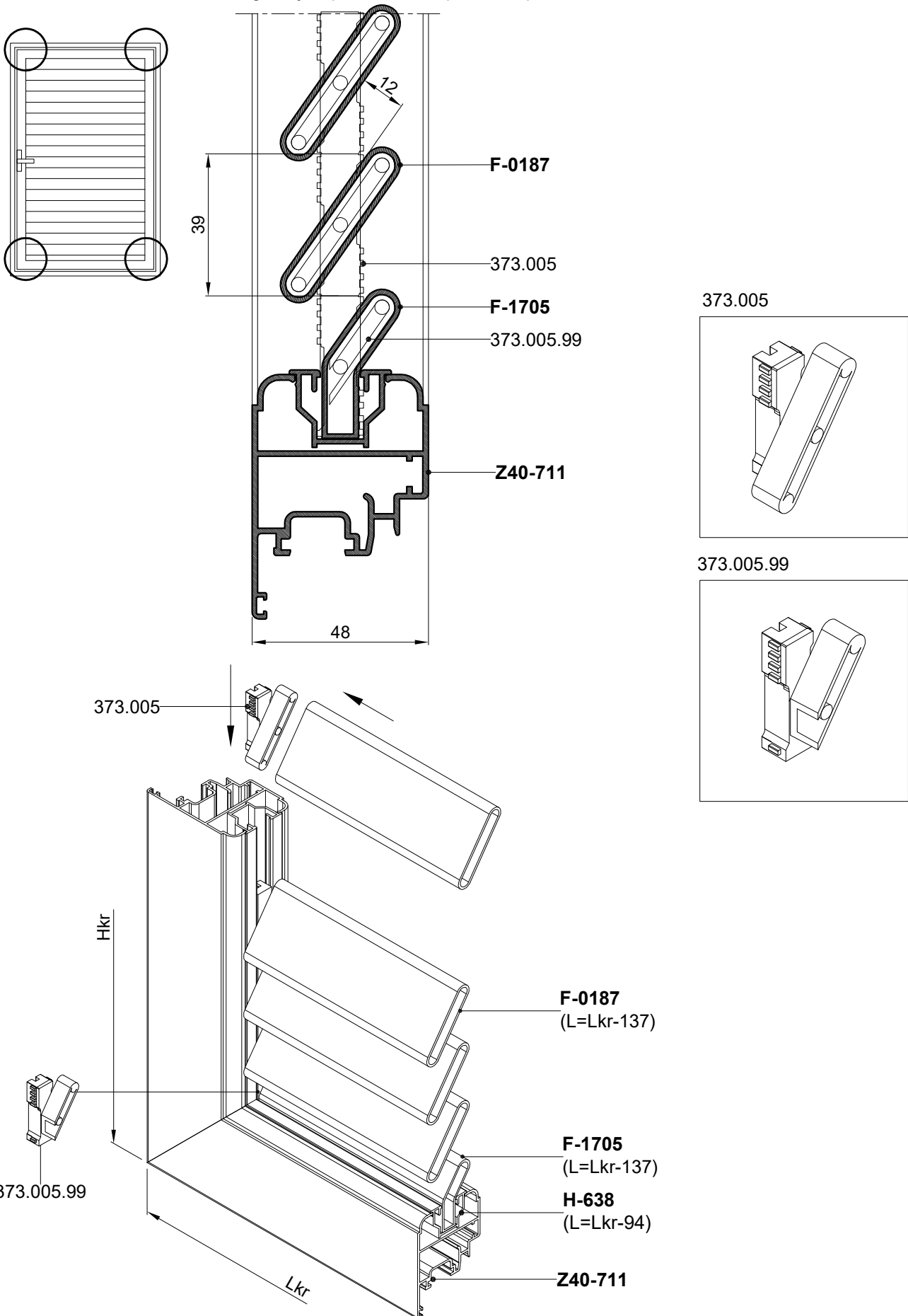
- Ukupno skraćivanje je  $2017-2000=17$  mm

- skraćivanje početnog profila F-0187 je  $17/4$  mm  $\approx 4$  mm

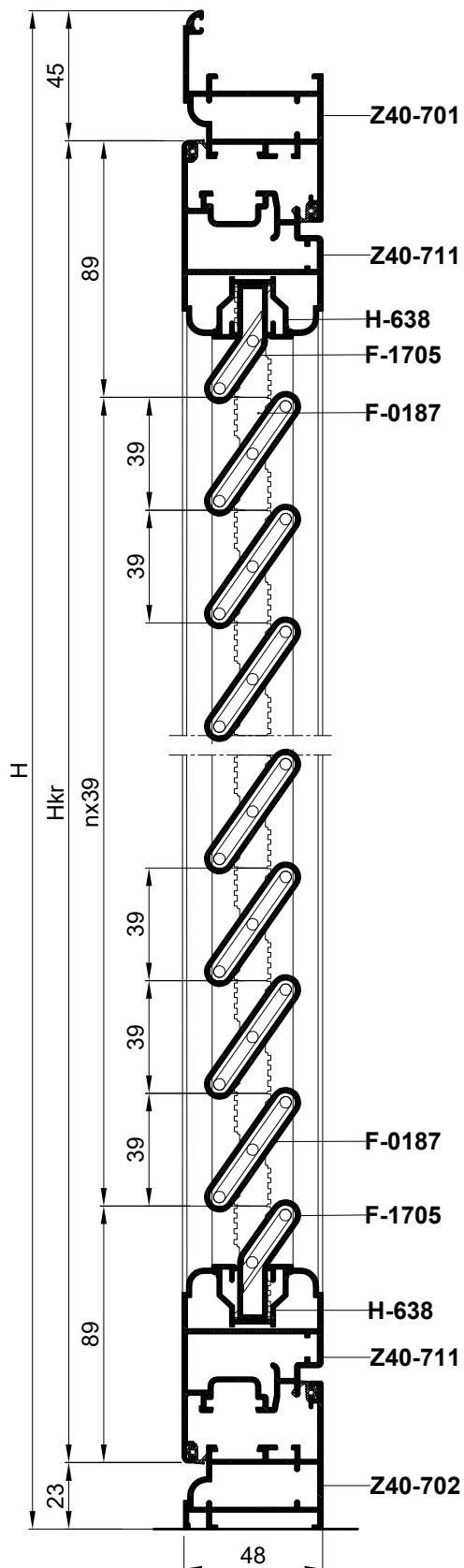
- skraćivanje početnog profila F-0187 je  $17/4$  mm  $\approx 4$  mm (vidi str.400.11.327)

#### GRILJA S FIKSNOM ISPUNOM

Ugradnja ispune u krilo s početnim profilom F-1705



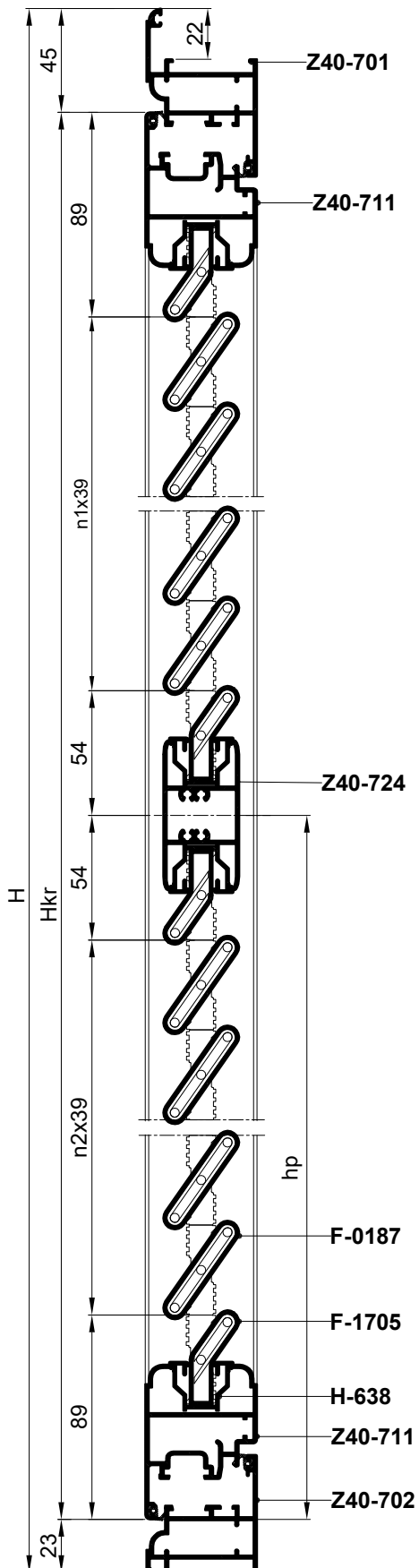
#### Ovisnost broja lamela (F-0187) o visini krila grilje



H[mm]= Hkr+68	Hkr [mm]	n [kom]
636	568	10
675	607	11
714	646	12
753	685	13
792	724	14
831	763	15
870	802	16
909	841	17
948	880	18
987	919	19
1026	958	20
1065	997	21
1104	1036	22
1143	1075	23
1182	1114	24
1221	1153	25
1260	1192	26
1299	1231	27
1338	1270	28
1377	1309	29
1416	1348	30
1455	1387	31
1494	1426	32
1533	1465	33
1572	1504	34
1611	1543	35
1650	1582	36

- Broj lamela (F-0187):  
 $n = (Hkr - 178) / 39$

Primjer : (za Hkr=1114 mm)  
 - Broj lamela (F-0187)  
 $n = (1114 - 178) / 39 = 936 / 39 = 24$



Ovisnost broja lamela (F0187) o visini krila grilje

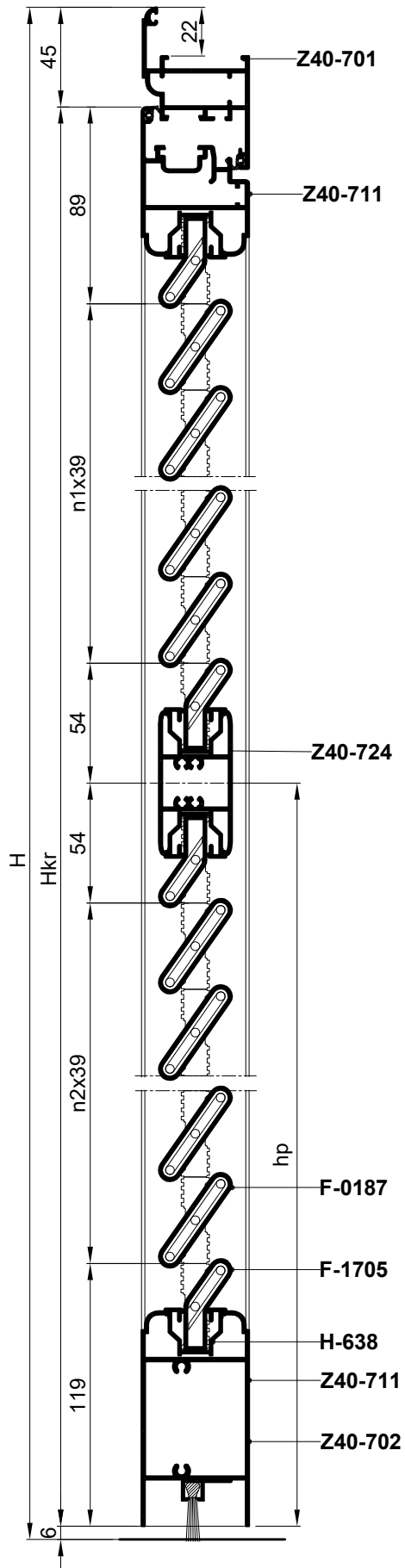
Ovisnost broja lamela F-0187 o visini krila			
H=Hkr+68 [mm]	Hkr [mm]	hp [mm]	n1=n2 [kom]
1602	1534	767	16
1680	1612	806	17
1758	1690	845	18
1836	1768	884	19
1914	1846	923	20
1992	1924	962	21
2070	2002	1001	22
2148	2080	1040	23
2226	2158	1079	24
2304	2236	1118	25
2382	2314	1157	26
2460	2392	1196	27
2538	2470	1235	28
2616	2548	1274	29
2694	2626	1313	30

- Broj lamela (F-0187):  
 $n1=n2 = (Hkr-286) / 78$

-  $hp = Hkr - 143 - 39 \times n_{1,2}$

Primjer : (za Hkr=2080 mm)

- Broj lamela (F-0187)  
 $n1=n2 = (2080-286)/78 = 1794/78 = 23$



Ovisnost broja lamela (F0187) o visini krila grilje

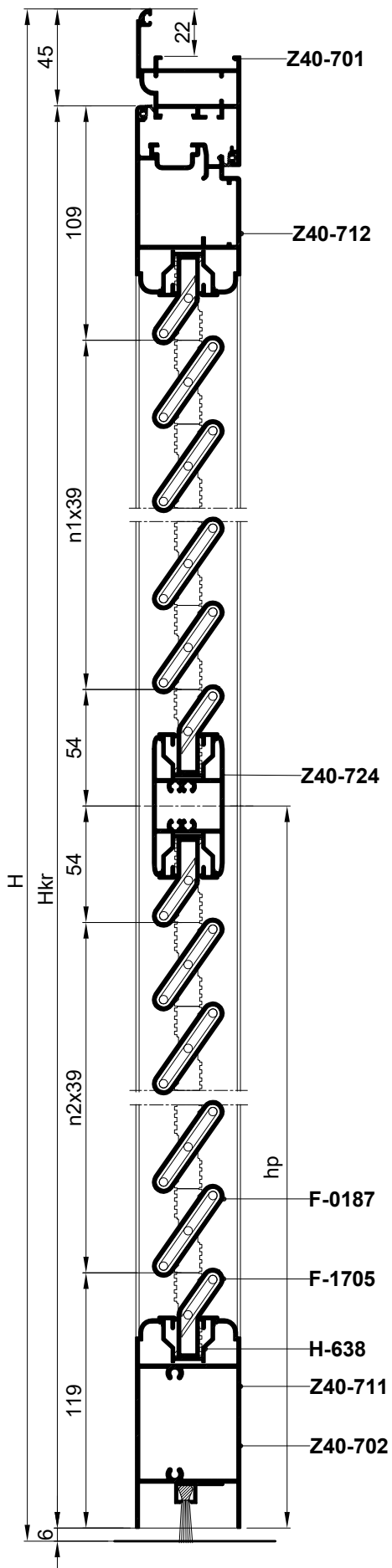
Ovisnost broja lamela F-0187 o visini krila			
H=Hkr+51 [mm]	Hkr [mm]	hp [mm]	n1=n2 [kom]
1615	1564	797	16
1693	1642	836	17
1771	1720	875	18
1849	1798	914	19
1927	1876	953	20
2005	1954	992	21
2083	2032	1031	22
2161	2110	1070	23
2239	2188	1109	24
2317	2266	1148	25
2395	2344	1187	26
2473	2422	1226	27
2551	2500	1265	28
2629	2578	1304	29
2707	2656	1343	30

- Broj lamela (F-0187):  
 $n1=n2 = (Hkr-316) / 78$

-  $hp = Hkr - 143 - 39 \times n_{1,2}$

Primjer : (za Hkr=2110 mm)

- Broj lamela (F-0187)  
 $n1=n2 = (2110-316)/78 = 1794/78 = 23$



Ovisnost broja lamela (F0187) o visini krila grilje

Ovisnost broja lamela F-0187 o visini krila			
H=Hkr+51 [mm]	Hkr [mm]	hp [mm]	n1=n2 [kom]
1635	1584	797	16
1713	1662	836	17
1791	1740	875	18
1869	1818	914	19
1947	1896	953	20
2025	1974	992	21
2103	2052	1031	22
2181	2130	1070	23
2259	2208	1109	24
2337	2286	1148	25
2415	2364	1187	26
2493	2442	1226	27
2571	2520	1265	28
2649	2598	1304	29
2727	2676	1343	30

- Broj lamela (F-0187):  
 $n1=n2 = (Hkr-336) / 78$

- $hp = Hkr - 163 - 39 \times n_{1,2}$

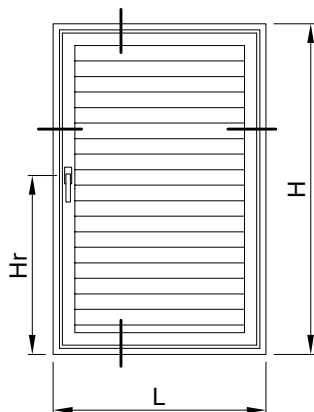
Primjer : (za Hkr=2130 mm)

-Broj lamela (F-0187)

$n1=n2 = (2130-336)/78 = 1794/78 = 23$

Rezne liste  
/Grilja Z40/





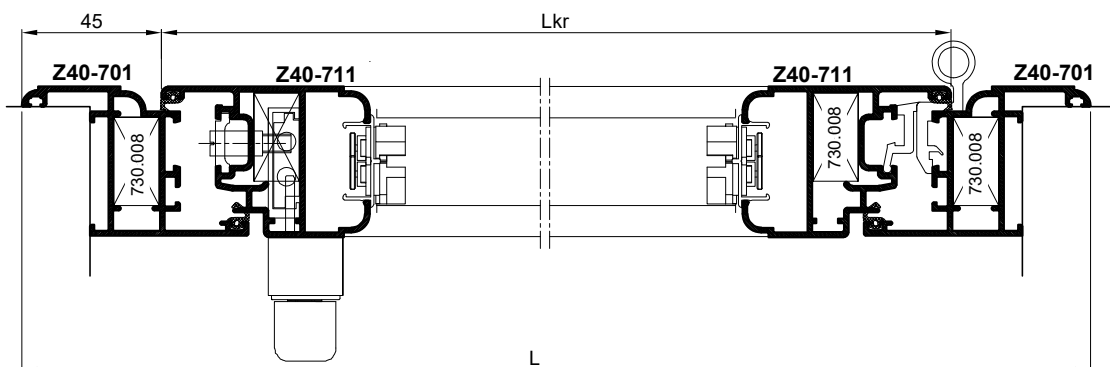
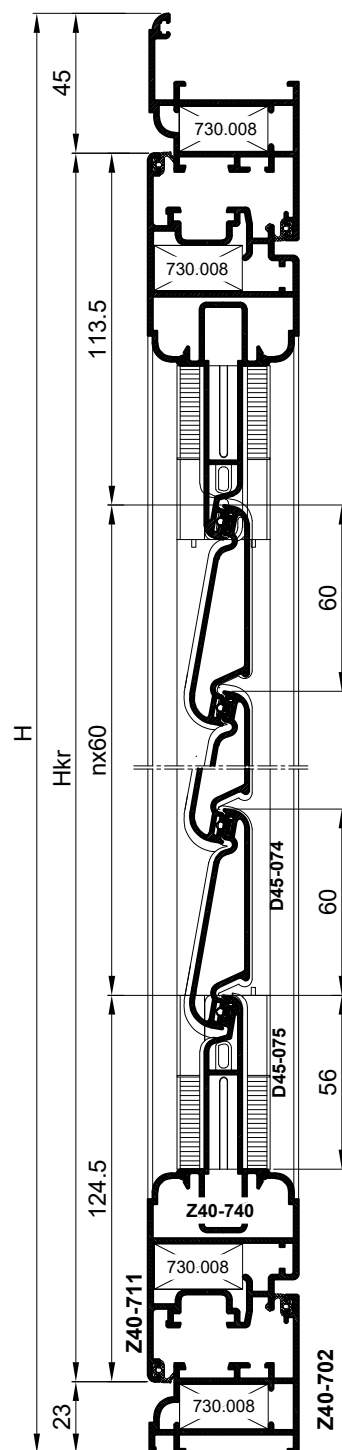
PROFILI		kom	mjera	pilanje
Z40-701	vodoravnica okvira	1	L	45-45
Z40-702	vodoravnica okvira	1	L-44	45-45
Z40-701	okomica okvira	2	H	45-45
Z40-711	vodoravnica krila	2	Lkr=L-90	45-45
Z40-711	okomica krila	2	Hkr=H-68	45-45
Z40-740	držač početne i završne lamele	2	Lkr-134	90-90
D45-075	početna i zvršna lamela	2	Lkr-140	90-90
D45-074	lamela	n	Lkr-146	90-90
NC-1459	klizač gornji	1	Hkr-Hr-105	90-90
NC-1459	klizač donji	1	Hr-105	90-90
OKOVI		kom		
730.008	kutnik krila i rama	8		
730.001	pom. kutnik	8		
730.002	pom. kutnik	2		
111.003.xx	šarka	2 (za Hkr<1500 mm); 3(zaHkr>1500)		
100.000.xx	ručka	1		
143.022	vezni elementi ručke	1		
143.023	vezni elementi ručke-vijak	2		
143.001	zapinjač	2		
143.003	prihvat zapinjača	2		
140.073	ručica za pokretanje lamela	n/10		
140.040.xx	mehanizam za lamele 25 mm	(L+D)		
370.064	pvc umetak početne i završne lamele	2(par)		
370.065	pvc umetak početne i završne lamele	2(par)		
BRTVE		kom	mjera	
321.006	brtva u krilu i ramu		4L+4H	
348.010	brtva na spoju lamela	n+1	Lkr-145	

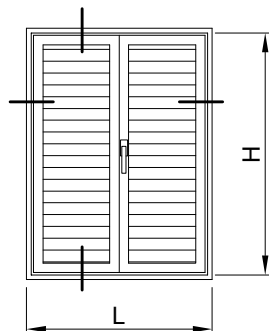
Broj lamela (D45-074) je  $n = (Hkr-238) / 60$

Primjer:

Za mjeru krila Hkr=1138 mm, broja lamela  $n=(1138-238) / 60 = 15$  kom

Određivanje broja lamela D45-074 dato je tablično na str. 400.11.322





PROFILI		kom	mjera	pilanje
Z40-701	vodoravnica okvira	1	L	45-45
Z40-702	vodoravnica okvira	1	L-44	45-45
Z40-701	okomica okvira	2	H	45-45
Z40-711	vodoravnica krila	4	Lkr=L/2-47.5	45-45
Z40-711	okomica krila	4	Hkr=H-68	45-45
Z40-652	kombatuta	1	Hkr-68	90-90
D45-074	lamela	2n	Lkr-146	90-90
D45-075	početna i završna lamela	4	Lkr-140	90-90
Z40-740	držač početne i završne lamele	4	Lkr-134	90-90
NC-1459	klizač gornji	1	Hkr-Hr-105	90-90
NC-1459	klizač donji	1	Hr-105	90-90
<b>OKOVI</b>		<b>kom</b>		

730.008	kutnik krila i rama	12	
730.001.	pomoćni kutnik	12	
730.002	pomoćni kutnik	2	
111.003.xx	šarka	4 (za Hkr<1500 mm); 6 (za Hkr>1500)	
100.000xx	ručka	1	
143.022	vezni elementi ručke	1	
143.023	vezni elementi ručke-vijak	2	
140.073	ručica za pokretanje lamela	(n/10)x2	
143.001	zapinjač	2	
143.002	zapinjač za pasivno krilo	2	
143.003	prihvat zapinjača	4	
140.040.xx	mehanizam za lamele 25 mm	(L+D)x2	
370.064	pvc umetak početne i zvršne lamele	(L+D)x4	
370.065	pvc umetak početne i zvršne lamele	(L+D)x4	
363.008	umetak profila Z40-652	1(par)	

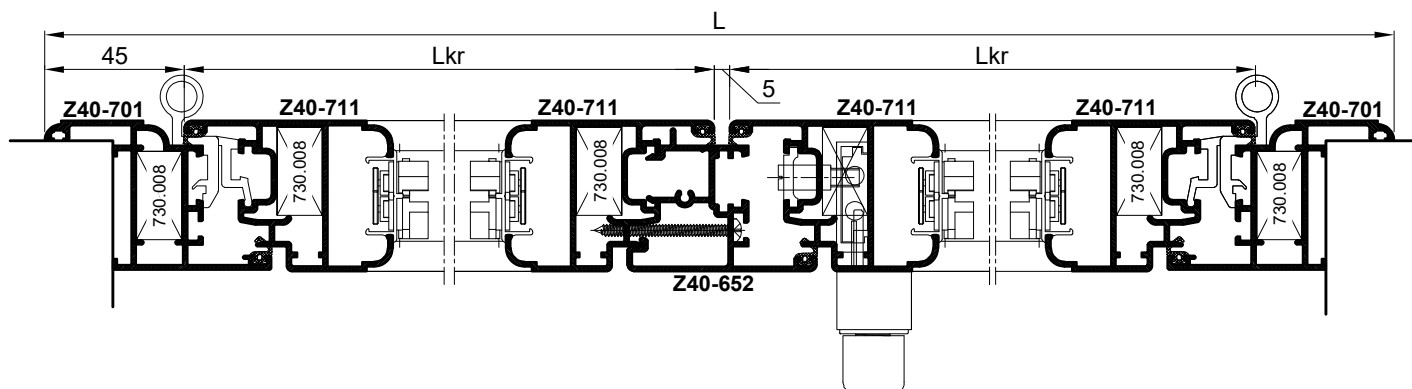
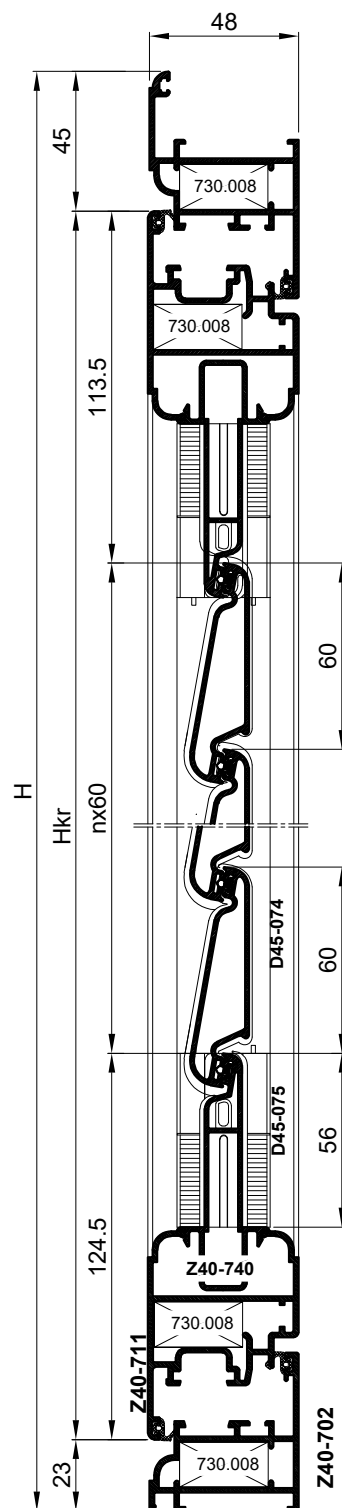
BRTVE		kom	mjera
321.006	brtva u krilu i ramu		4L+7H
348.010	brtva na spoju lamela	2(n+1)	Lkr-145

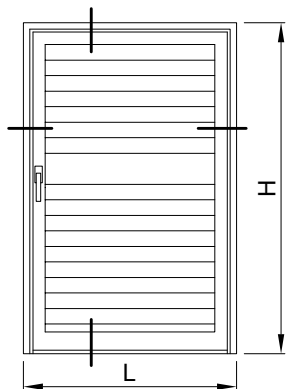
Broj lamela (D45-074) je  $n = (Hkr-238) / 60$

Primjer:

Za mjeru krila Hkr=1138 mm, broj lamela  $n=(1138-238) / 60 = 15$  kom

Određivanje broja lamela D45-074 dato je tablično na str.400.11.322.





PROFILI	opis	kom.	mjera	pilanje
Z40-701	vodoravnica okvira rama	1	L	45-45
Z40-701	okomica okvira rama	2	H	45-90
Z40-711	vodoravnica krila	1	Lkr=L-90	45-45
Z40-722	vodoravnica krila	1	Lkr-93	90-90
Z40-711	okomica krila	2	Hkr=H-51	45-90
Z40-724	prečka (za Hkr>1500)	1	Lkr-93	90-90
Z40-740	držač početne i završne lamele	4	Lkr-134	90-90
D45-075	početna i završna lamela	4	Lkr-140	90-90
D45-074	lamela	n1+n2	Lkr-146	90-90
NC-1459	klizač gornji	1	Hkr-Hr-105	90-90
NC-1459	klizač donji	1	Hr-105	90-90

OKOVI	kom	
730.008	kutnik krila i rama	4
730.001	pom. kutnik	4
730.002	pom. kutnik	2
111.003.xx	šarka	2-za Hkr<1500; 3 -za Hkr>1500
100.000.xx	ručka	1
143.022	vezni elementi ručke	1
143.023	vezni elementi ručke-vijak	2
143.001	zapinjač	2
143.003	prihvatač zapinjača	2
140.073	ručica za pokretanje lamela	(n/10)x2
140.040.xx	mah. za lemele 25 mm	2(L+D)
370.064	pvc umetak početne i završne lamele	4(L+D)
370.065	pvc umetak početne i završne lamele	4(L+D)

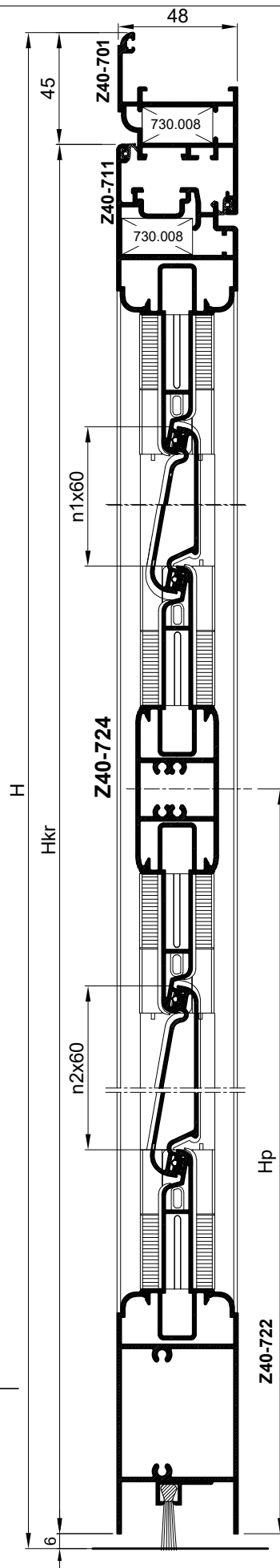
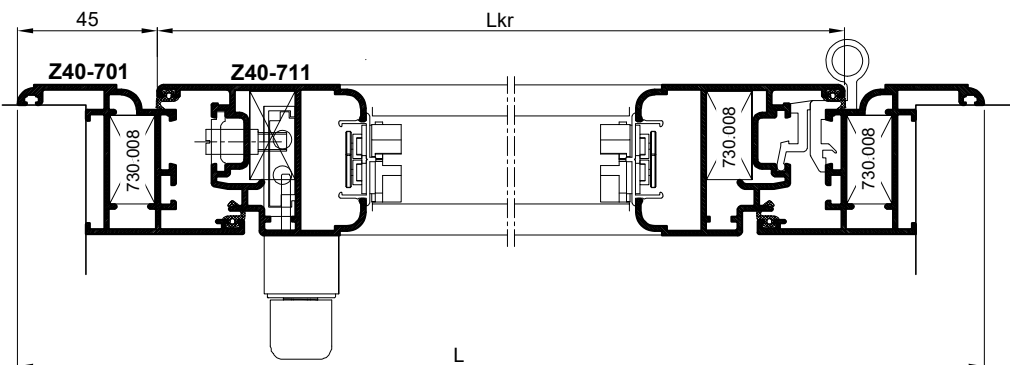
BRTVE	kom	mjera
321.006	brtva u krilu i ramu	2L+4H
348.010	brtva na spoju lamela	n1+n2+2 Lkr-145
521.001	nosač četkice	1 Lkr
347.001	četkica	1 Lkr

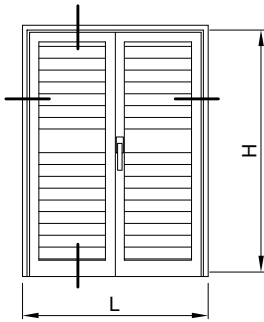
Broj lamela (D45-074) je  $n1=n2 = (Hkr-436) / 120$

Primjer:

Za mjeru krila Hkr=1756 mm, broja lamela  $n=(1756-436) / 120 = 11$  kom

Određivanje broja lamela D45-074 dato je tablično na str. 400.11.325





PROFILI	opis	kom.	mjera	pilanje
Z40-701	vodoravnica okvira rama	1	L	45-45
Z40-701	okomica okvira rama	2	H	45-90
Z40-711	vodoravnica krila	2	Lkr=L-90	45-45
Z40-722	vodoravnica krila	2	Lkr-93	90-90
Z40-711	okomica krila	4	Hkr=H-51	45-90
Z40-724	prečka - (za Hkr>1500)	2	Lkr-93	90-90
Z40-652	kambatuta	1	Hkr-68	90-90
Z40-740	držač početne i završne lamele	8	Lkr-134	90-90
D45-075	početna i završna lamela	8	Lkr-140	90-90
D45-074	lamela	2(n1+n2)	Lkr-146	90-90
NC-1459	klizač gornji	1	Hkr-Hr-105	90-90
NC-1459	klizač donji	1	Hr-105	90-90

OKOVI	kom
730.008	kutnik krila i rama
730.001	pom. kutnik
730.002	pom. kutnik
111.003.xx	šarka
100.000.xx	ručka
143.022	vezni elementi ručke
143.023	vezni elementi ručke-vijak
143.001	zapinjač
143.002	zapinjač za pasivno krilo
143.003	prihvat zapinjača
363.008	umetak za Z40-652
140.073	ručica za pokretanje lamela
140.040.xx	mah. za lemele 25 mm
370.064	pvc umetak početne i završne lamele
370.065	pvc umetak početne i završne lamele

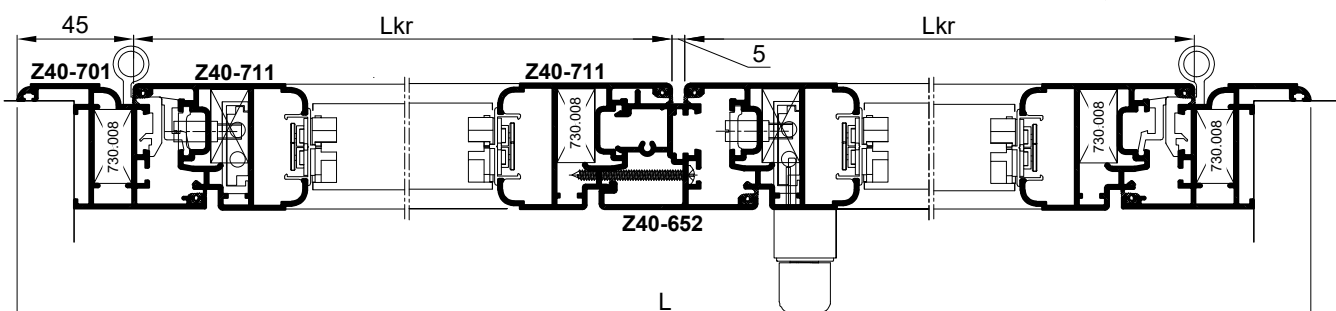
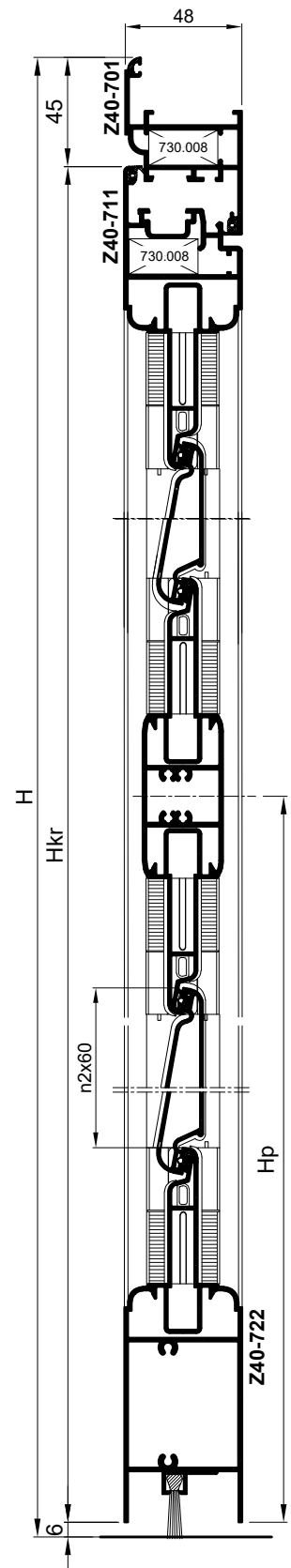
BRTVE	kom	mjera
321.006	brtva u krilu i ramu	2L+7H
348.010	brtva na spoju lamela	2[n1+n2+2] Lkr-145
521.001	nosač četkice	1 Lkr
347.001	četkica	1 Lkr

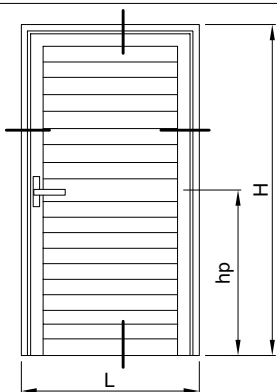
Broj lamela (D45-074) je  $n1=n2 = (Hkr-436) / 120$

Primjer:

Za mjeru krila Hkr=1756 mm, broja lamela  $n=(1756-436) / 120 = 11$  kom

Određivanje broja lamela D45-074 dato je tablično na str. 400.11.325



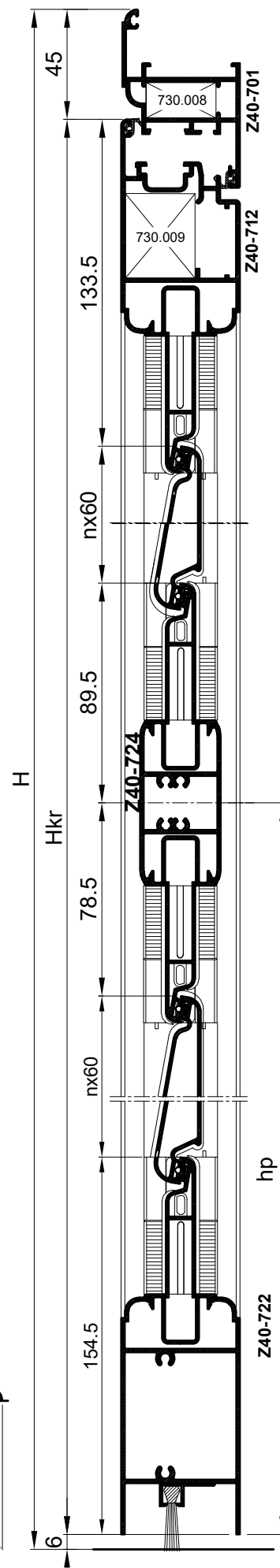
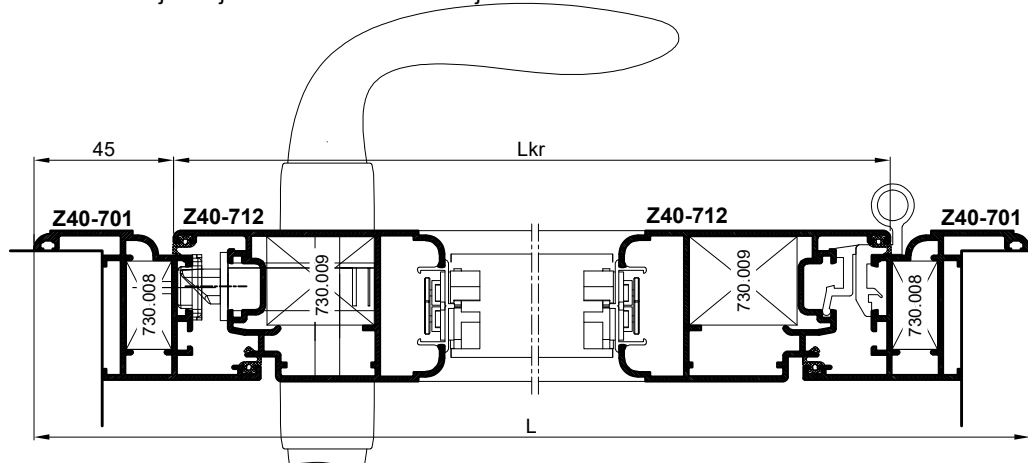


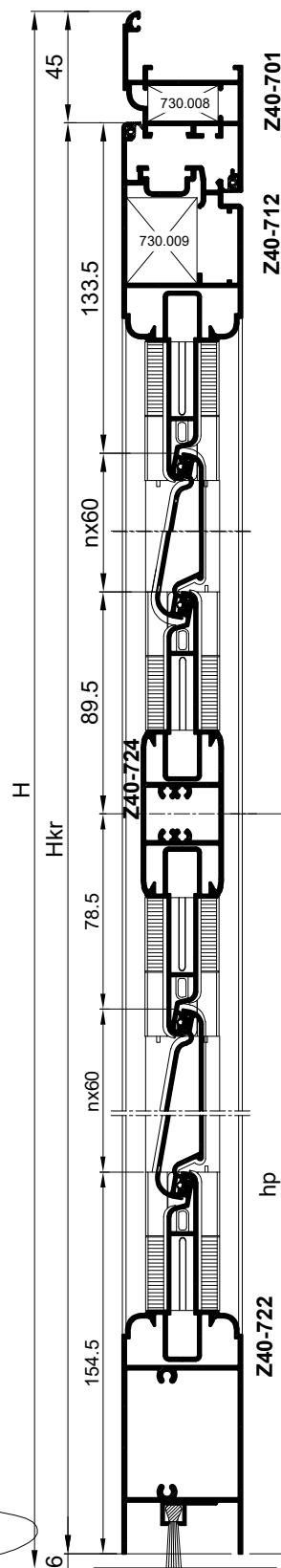
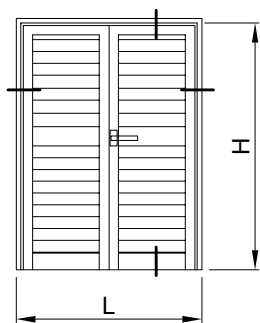
PROFILI		kom	mjera	pilanje
Z40-701	vodoravnica okvira	1	L	45-45
Z40-701	okomica okvira	2	H	45-90
Z40-712	vodoravnica krila	1	Lkr=L-90	45-45
Z40-722	vodoravnica krila	1	Lkr=134	90-90
Z40-712	okomica krila	2	Hkr=H-51	45-90
Z40-724	prečka - (za Hkr>1500)	1	Lkr=134	90-90
Z40-740	držač početne lamela	4	Lkr-174.5	90-90
D45-075	početna lamela	4	Lkr-180.5	90-90
D45-074	lamela	n1+n2	Lkr-186.5	90-90
OKOVI		kom		
730.008	kutnik rama	2		
730.001	pom. kutnik	4		
730.002	pom. kutnik	2		
730.009	kutnik krila	2		
111.003.xx	šarka	3(za Hkr>1500)		
124.001	brava	1		
124.015	uložak brave	1		
124.004	rozeta	1		
125.001	šild	1		
104.001	ručka	1(par)		
140.073	ručica za pokretanje lamela	(n/10)x2		
140.040.xx	mehanizam za lamela 25 mm	2(L+D)		
370.064	pvc umetak početne i završne lamela	4(L+D)		
370.065	pvc umetak početne i završne lamela	4(L+D)		
BRTVE		kom	mjera	
321.006	brtva u krilu i ramu		2Lkr+4Hkr	
348.010	brtva na spoju lamela	n1+n2+2	Lkr-185	
521.001	nosač četkice	1	Lkr	
347.001	četkica	1	Lkr	

Broj lamela (D45-074) je  $n1=n2=(Hkr-456) / 120$

### Primjer:

Za mjeru krila Hkr=1776 mm, broj lamela  $n1=n2=(1776-456) / 120 = 11$  kom  
 Određivanje broja lamela D45-074 dato je tablično na str.400.11.326.





PROFILI		kom	mjera	pilanje
Z40-701	vodoravnica okvira	1	L	45-45
Z40-701	okomica okvira	2	H	45-90
Z40-712	vodoravnica krila	2	$Lkr=L/2-47.5$	45-45
Z40-722	vodoravnica krila	2	Lkr-134	90-90
Z40-712	okomica krila	4	Hkr=H-51	45-90
Z40-724	prečka - (za Hkr>1500)	2	Lkr-134	90-90
Z40-652	kombatuta	1	Hkr-68	90-90
Z40-740	držač početne lamele	8	Lkr-174.5	90-90
D45-075	početna lamela	8	Lkr-180.5	90-90
D45-074	lamela	$2(n1+n2)$	Lkr-186.5	90-90

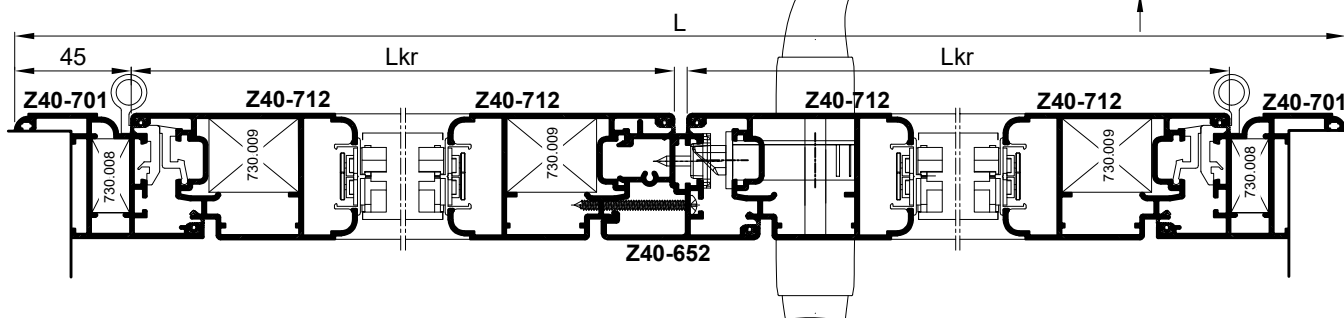
OKOVI		kom	
730.008	kutnik rama	2	
730.001	pom. kutnik	6	
730.002	pom. kutnik	2	
730.009	kutnik krila	4	
111.003.xx	šarka	6 (za Hkr>1500)	
124.001	brava	1	
124.015	uložak brave	1	
125.001	rozeta	1	
125.001	šild	1	
104.001	ručka	1 (par)	
140.073	ručica za pokretanje lamela	$(n/10) \times 4$	
140.040.xx	mehanizam za lamele 25 mm	$4(L+D)$	
370.064	pvc umetak početne i završne lamele	$8(L+D)$	
370.065	pvc umetak početne i završne lamele	$8(L+D)$	
363.008	umetak profila Z40-652	1 (par)	
BRTVE		kom	mjera
321.006	brtva u krilu i rami		$2Lkr+7Hkr$
348.010	brtva na spoju lamela	$[(n1+n2)+2] \times 2$	Lkr-185
521.001	nosač četkice	1	Lkr
347.001	četkica	1	Lkr

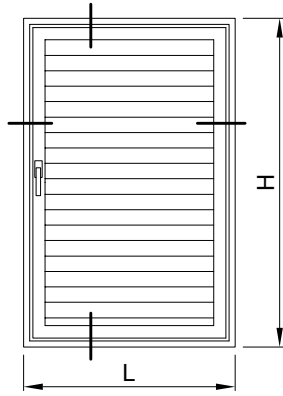
Broj lamela (D45-074) je  $n1=n2=(Hkr-456) / 120$

**Primjer:**

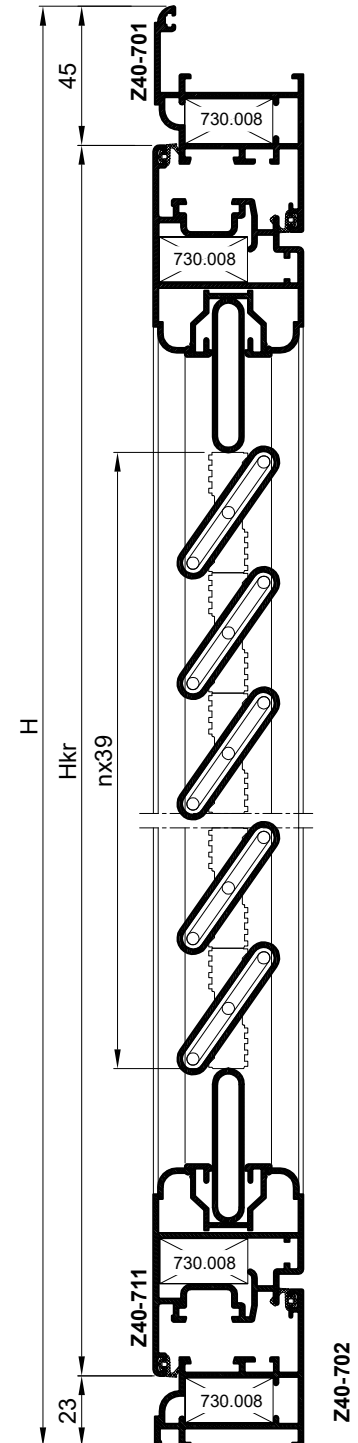
Za mjeru krila Hkr=1776 mm, broj lamela  $n1=n2=(1776-456) / 120 = 11$  kom

Određivanje broja lamela D45-074 dato je tablično na str.400.11.326.





PROFILI	opis	kom.	mjera	pilanje
Z40-701	vodoravnica okvira rama	1	L	45-45
Z40-702	vodoravnica okvira rama	1	L-44	45-45
Z40-701	okomica okvira rama	2	H(obrađ)	45-45
Z40-711	vodoravnica krila	2	Lkr=L-90	45-45
Z40-711	okomica krila	2	Hkr=H-68	45-45
H-638	držač početnog i završog profila - vodoravni	2	Lkr-95	45-45
H-638	držač profila ispune - okomiti	2	Hkr-95	45-45
F-0187	profil ispune	n	Lkr-137	90-90
F-0187	početni i završni profil	2	Lkr-100	90-90
<b>OKOVI</b>		<b>kom</b>		
730.008	kutnik krila i rama	8		
730.001	pom. kutnik	6		
730.002	pom. kutnik	2		
111.003.xx	šarka	2-za Hkr<1500; 3 -za Hkr>1500		
100.000.xx	ručka	1		
143.022	vezni elementi ručke	1		
143.023	vezni elementi ručke-vijak	2		
143.001	zapinjač	2		
143.003	prihvat zapinjača	2		
373.005	pvc umetak za fiksnu grilju	n(L+D)		
<b>BRTVE</b>		<b>kom</b>	<b>mjera</b>	
321.006	brtva u krilu i ramu		4L+4H	

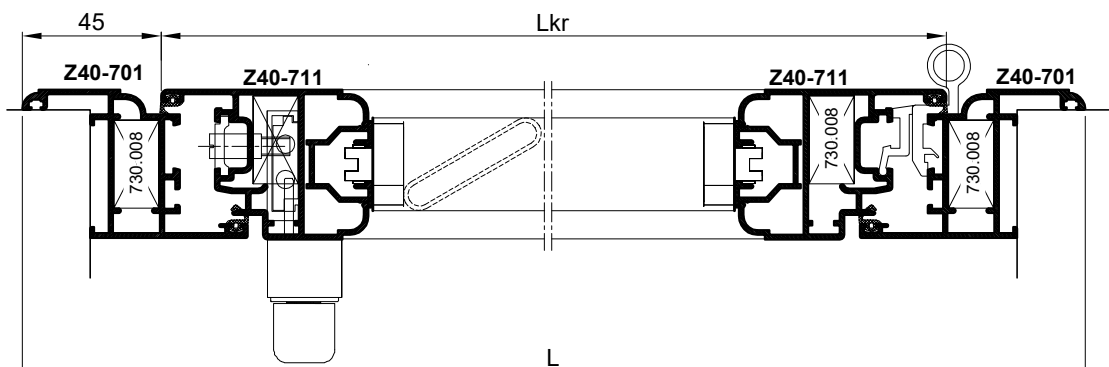


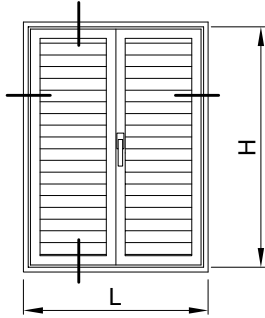
Broj lamela (F-0187) je  $n = (Hkr-199) / 39$

Primjer:

Za mjeru krila Hkr=1018 mm, broj lamela  $n=(1018-199) / 39 = 21$  kom

Određivanje broja lamela F-0187 dato je tablično na str. 400.11.328





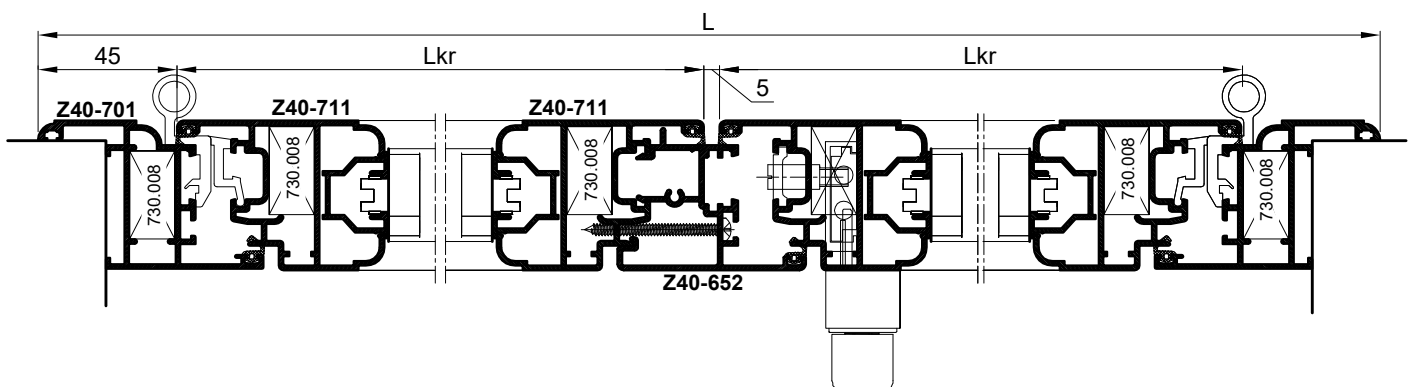
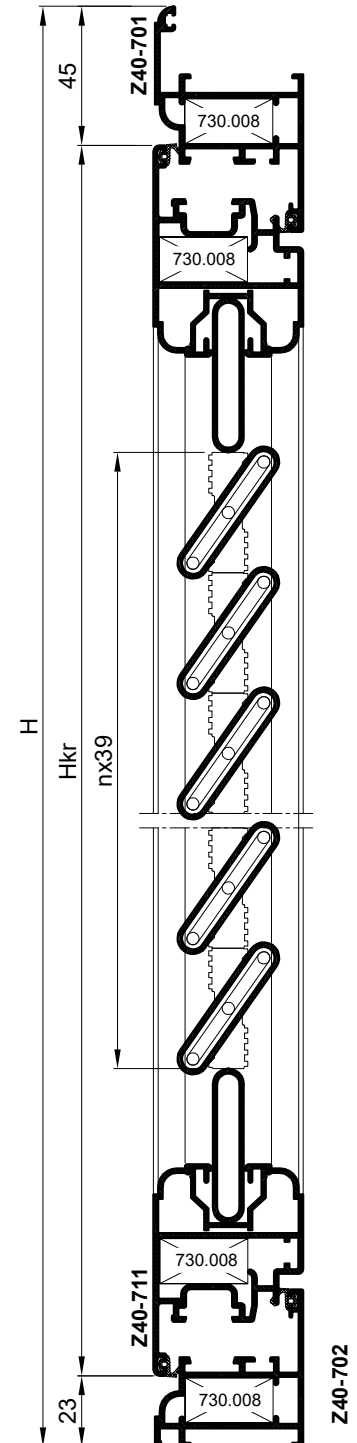
PROFILI	opis	kom.	mjera	pilanje
Z40-701	vodoravnica okvira rama	1	L	45-45
Z40-702	vodoravnica okvira rama	1	L-44	45-45
Z40-701	okomica okvira rama	2	H(obrada)	45-45
Z40-711	vodoravnica krila	4	Lkr=L/2-47.5	45-45
Z40-711	okomica krila	4	Hkr=H-68	45-45
Z40-652	kambatuta	1	Hkr-68	90-90
H-638	držač početnog i završog profila - vodoravni	4	Lkr-95	45-45
H-638	držač profila ispune - okomiti	4	Hkr-95	45-45
F-0187	profil ispune	2n	Lkr-137	90-90
F-0187	početni i završni profil	4	Lkr-100	90-90
OKOVI		kom		
730.008	kutnik krila i rama	12		
730.001	pom. kutnik	12		
730.002	pom. kutnik	2		
111.003.xx	šarka	[2-za Hkr<1500;3-za Hkr>1500]x2		
100.000.xx	ručka	1		
143.022	vezni elementi ručke	1		
143.023	vezni elementi ručke-vijak	2		
143.001	zapinjač	2		
143.002	zapinjač za pasivno krilo	2		
143.003	prihvat zapinjača	4		
373.005	pvc umetak za fiksnu grilju	2n(L+D)		
363.008	umetak za Z40-652	1 par		
BRTVE		kom	mjera	
321.006	brtva u krilu i ramu		4L+7H	

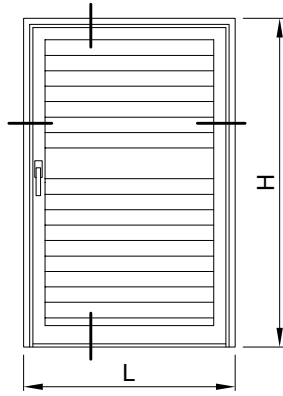
Broj lamela (F-0187) je  $n = (Hkr-199) / 39$

Primjer:

Za mjeru krila Hkr=1018 mm, broja lamela  $n=(1018-199) / 39 = 21$  kom

Određivanje broja lamela F-0187 dato je tablično na str. 400.11.328





PROFILI	opis	kom.	mjera	pilanje
Z40-701	vodoravnica okvira rama	1	L	45-45
Z40-701	okomica okvira rama	2	H	45-90
Z40-711	vodoravnica krila	1	Lkr=L-90	45-45
Z40-722	vodoravnica krila	1	Lkr-93	90-90
Z40-711	okomica krila	2	Hkr=H-51	45-90
Z40-724	prečka (za Hkr>1500)	1	Lkr-93	90-90
H-638	držač početnog i završog profila - vodoravni	4	Lkr-95	45-45
H-638	držač profila ispune - okomiti	4	Hkr-95	45-45
F-0187	profil ispune	2n	Lkr-137	90-90
F-0187	početni i završni profil	4	Lkr-100	90-90

OKOVI	kom	
730.008	kutnik krila i rama	4
730.001	pom. kutnik	4
730.002	pom. kutnik	2
111.003.xx	šarka	2-za Hkr<1500; 3 -za Hkr>1500
100.000.xx	ručka	1
143.022	vezni elementi ručke	1
143.023	vezni elementi ručke-vijak	2
143.001	zapinjač	2
143.003	prihvatač zapinjača	2
373.005	pvc umetak za fiksnu grilju	2n(L+D)

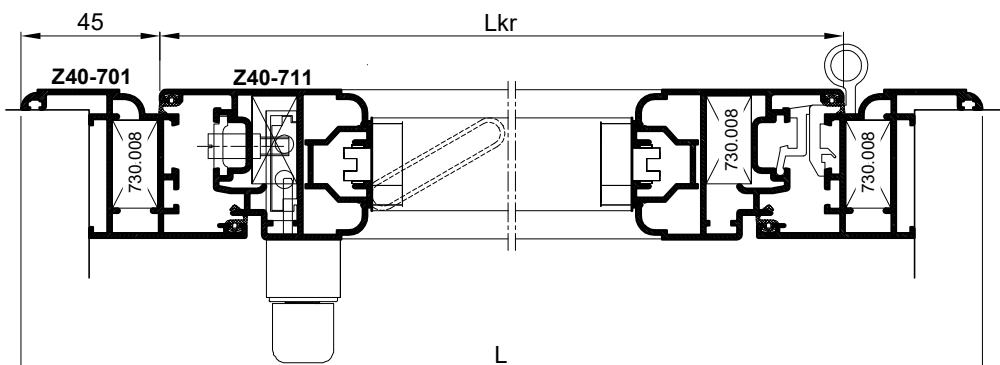
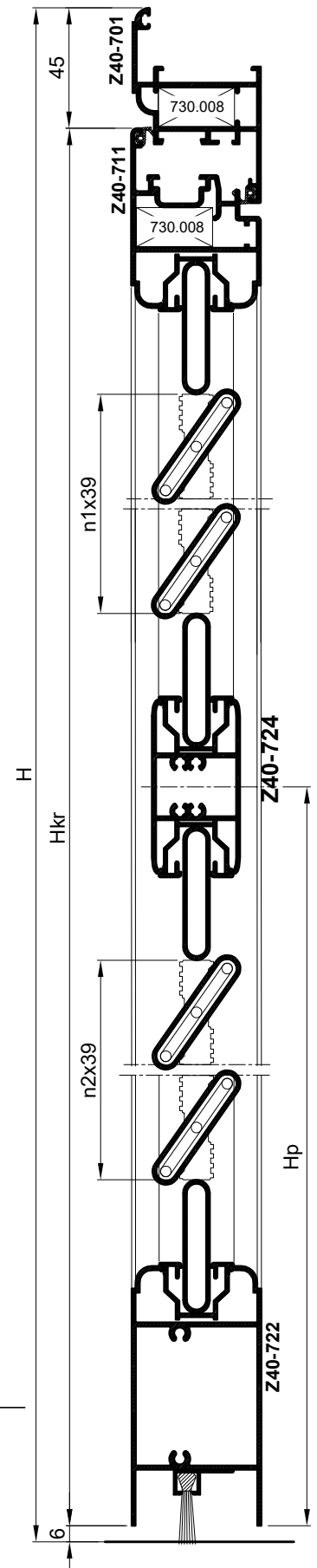
BRTVE	kom	mjera
321.006	brtva u krilu i ramu	2L+4H
521.001	nosač četkice	1 Lkr
347.001	četkica	1 Lkr

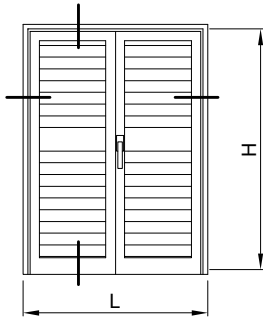
Broj lamela (F-0187) je  $n_1=n_2=(Hkr-359) / 78$

Primjer:

Za mjeru krila Hkr=2075 mm, broja lamela  $n_1=n_2=(2075-359) / 78 = 22$  kom

Određivanje broja lamela F-0187 dato je tablično na str. 400.11.330





PROFILI	opis	kom.	mjera	pilanje
Z40-701	vodoravnica okvira rama	1	L	45-45
Z40-701	okomica okvira rama	2	H	45-90
Z40-711	vodoravnica krila	2	Lkr=L-90	45-45
Z40-722	vodoravnica krila	2	Lkr-93	90-90
Z40-711	okomica krila	4	Hkr=H-51	45-90
Z40-724	prečka - (za Hkr>1500)	2	Lkr-93	90-90
Z40-652	kambatuta	1	Hkr-68	90-90
H-638	držač početnog i završog profila - vodoravni	8	Lkr-95	45-45
H-638	držač profila ispune - okomiti	8	Hkr-95	45-45
F-0187	profil ispune	4n	Lkr-137	90-90
F-0187	početni i završni profil	8	Lkr-100	90-90

OKOVI	kom	
730.008	kutnik krila i rama	6
730.001	pom. kutnik	6
730.002	pom. kutnik	2
111.003.xx	šarka	[2-za Hkr<1500;3-za Hkr>1500]x2
100.000.xx	ručka	1
143.022	vezni elementi ručke	1
143.023	vezni elementi ručke-vijak	2
143.001	zapinjač	2
143.002	zapinjač za pasivno krilo	2
143.003	prihvat zapinjača	2
373.005	pvc umetak za fiksnu grilju	4n(L+D)
363.008	umetak za Z40-652	1 par

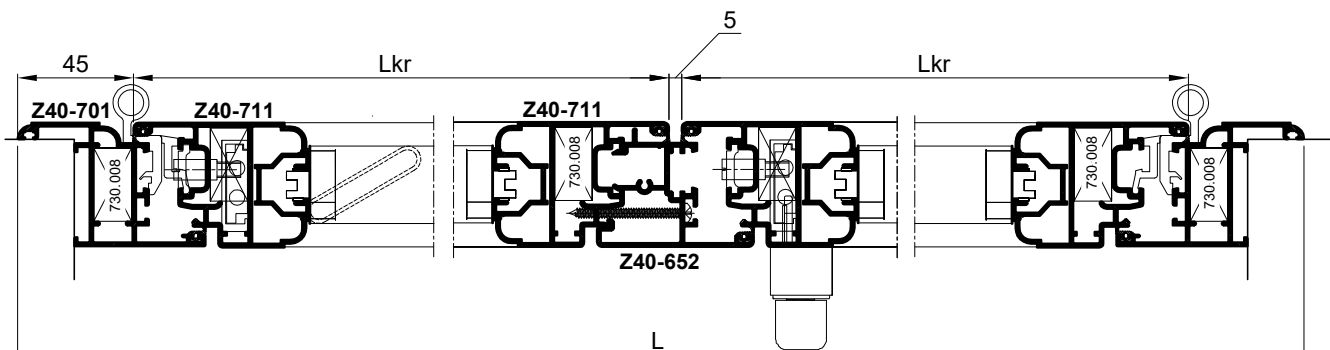
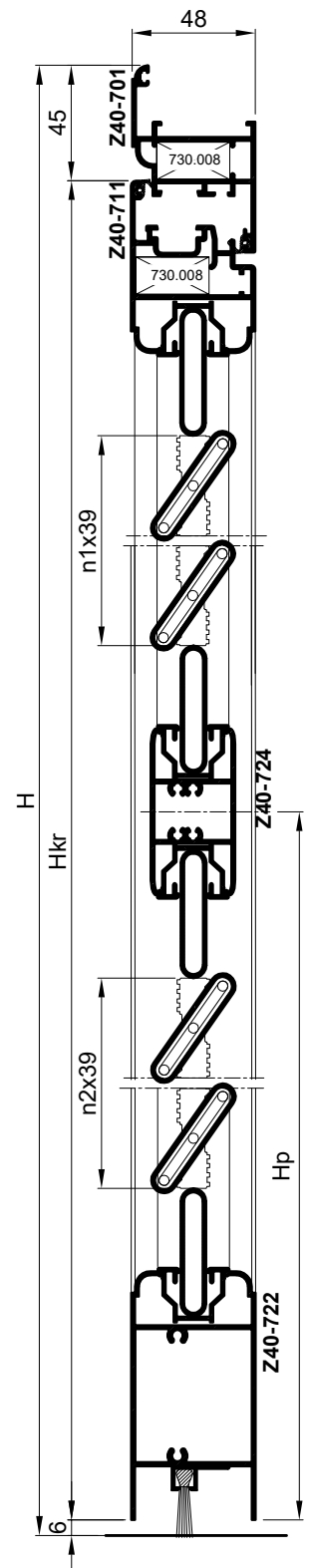
BRTVE	kom	mjera
321.006	brtva u krilu i ramu	2L+7H
521.001	nosač četkice	1 Lkr
347.001	četkica	1 Lkr

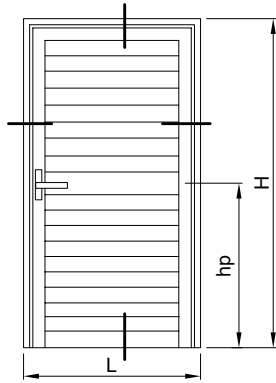
Broj lamela (F-0187) je  $n=n_1=n_2 = (Hkr-359) / 78$

Primjer:

Za mjeru krila Hkr=2075 mm, broja lamela  $n=(2075-359) / 78 = 22$  kom

Određivanje broja lamela F-0187 dato je tablično na str. 400.11.331





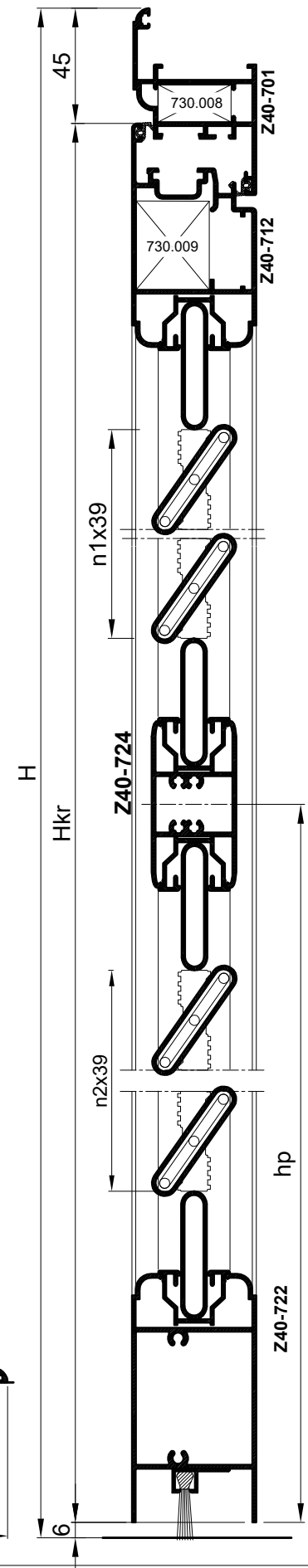
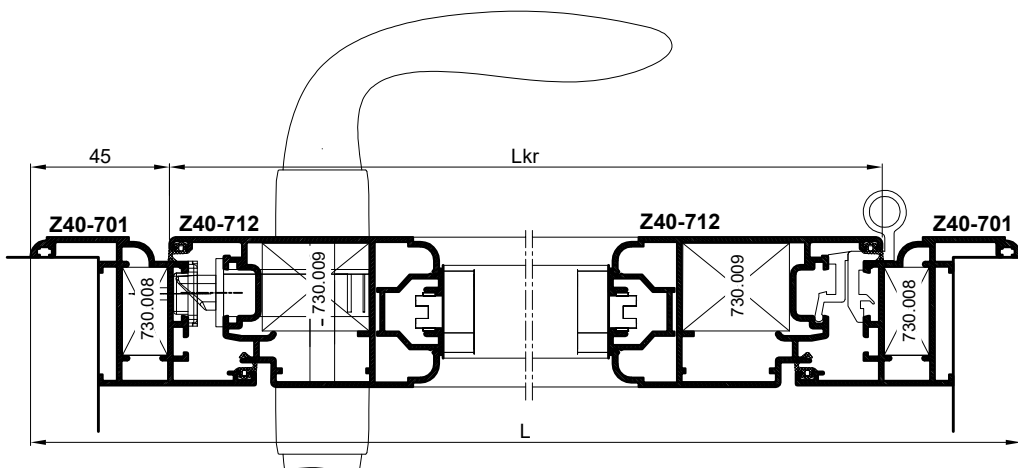
PROFILI		kom	mjera	pilanje
Z40-701	vodoravnica okvira	1	L	45-45
Z40-701	okomica okvira	2	H	45-90
Z40-712	vodoravnica krila	1	Lkr=L-90	45-45
Z40-722	vodoravnica krila	1	Lkr=134	90-90
Z40-712	okomica krila	2	Hkr=H-51	45-90
Z40-724	prečka - (za Hkr>1500)	1	Lkr=134	90-90
H-638	držač početnog i završnog profila - vod.	4	Lkr=135	45-45
H-638	držač profila ispune - okomiti	4	Lkr=135	45-45
F-0187	profil ispune	2n	Lkr=177	90-90
F-0187	početni i završni profil	4	Lkr=140	90-90
<b>OKOVI</b>		<b>kom</b>		
730.008	kutnik rama	2		
730.001	pom. kutnik	4		
730.002	pom. kutnik	2		
730.009	kutnik krila	2		
111.003.xx	šarka	3(za Hkr>1500)		
124.001	brava	1		
124.015	uložak brave	1		
124.004	rozeta	1		
125.001	šild	1		
104.001	ručka	1(par)		
373.005	pvc umetak za fiksnu grilju	2n(L+D)		
<b>BRTVE</b>		<b>kom</b>	<b>mjera</b>	
321.006	brtva u krilu i ramu		2Lkr+4Hkr	
521.001	nosač četkice	1	Lkr	
347.001	četkica	1	Lkr	

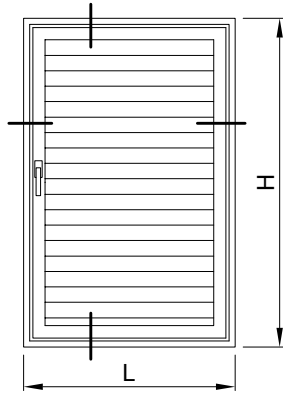
Broj lamela (F-0187) je  $n=n1=n2=(Hkr-379) / 78$

Primjer:

Za mjeru krila Hkr=2017 mm, broj lamela  $n1=n2=(2017-379) / 78 = 21$  kom

Određivanje broja lamela F-0187 dato je tablično na str.400.11.331





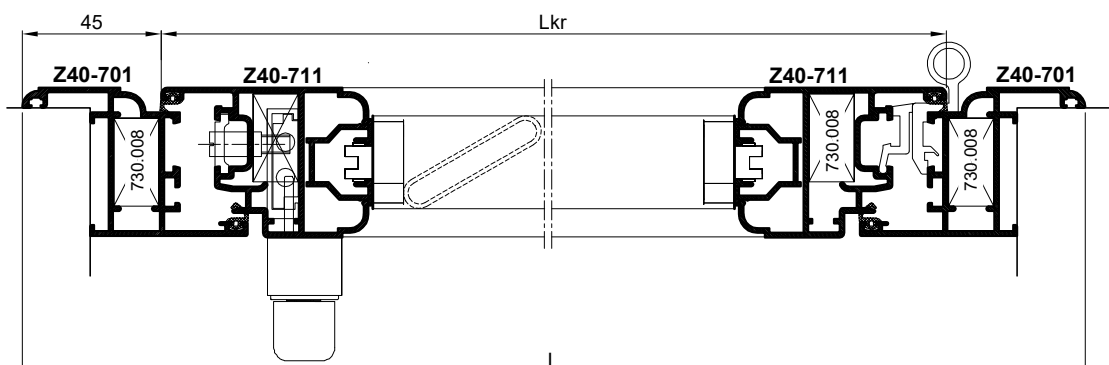
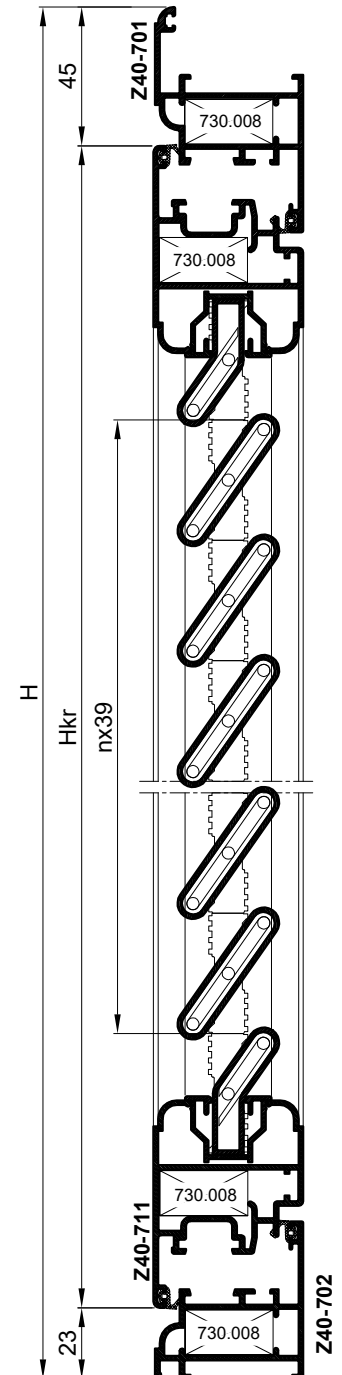
PROFILI	opis	kom.	mjera	pilanje
Z40-701	vodoravnica okvira rama	1	L	45-45
Z40-702	vodoravnica okvira rama	1	L-44	45-45
Z40-701	okomica okvira rama	2	H(obrada)	45-45
Z40-711	vodoravnica krila	2	Lkr=L-90	45-45
Z40-711	okomica krila	2	Hkr=H-68	45-45
H-638	držač početnog i završog profila - vodoravni	2	Lkr-95	45-45
H-638	držač profila ispune - okomiti	2	Hkr-95	45-45
F-0187	profil ispune	n	Lkr-137	90-90
F-1705	početni i završni profil	2	Lkr-137	90-90
<b>OKOVI</b>		<b>kom</b>		
730.008	kutnik krila i rama	8		
730.001	pom. kutnik	6		
730.002	pom. kutnik	2		
111.003.xx	šarka	2-za Hkr<1500; 3-za Hkr>1500		
100.000.xx	ručka	1		
143.022	vezni elementi ručke	1		
143.023	vezni elementi ručke-vijak	2		
143.001	zapinjač	2		
143.003	prihvat zapinjača	2		
373.005	pvc umetak za fiksnu grilju	n(L+D)		
373.005.99	pvc umetak za F-1705	2(L+D)		
<b>BRTVE</b>		<b>kom</b>	<b>mjera</b>	
321.006	brtva u krilu i ramu		4L+4H	

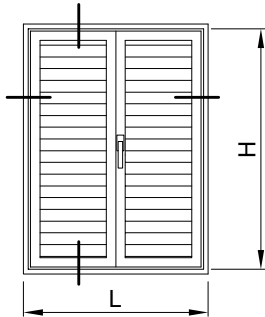
Broj lamela (F-0187) je  $n = (Hkr-178) / 39$

Primjer:

Za mjeru krila Hkr=1114 mm, broja lamela  $n = (1114-178) / 39 = 936 / 39 = 24$  kom

Određivanje broja lamela F-0187 dato je tablično na str. 400.11.333





PROFILI	opis	kom.	mjera	pilanje
Z40-701	vodoravnica okvira rama	1	L	45-45
Z40-702	vodoravnica okvira rama	1	L-44	45-45
Z40-701	okomica okvira rama	2	H(obrađ)	45-45
Z40-711	vodoravnica krila	4	Lkr=L/2-47.5	45-45
Z40-711	okomica krila	4	Hkr=H-68	45-45
Z40-652	kambatuta	1	Hkr-68	90-90
H-638	držač početnog i završnog profila - vodoravni	4	Lkr-95	45-45
H-638	držač profila ispune - okomiti	4	Hkr-95	45-45
F-0187	profil ispune	2n	Lkr-137	90-90
F-1705	početni i završni profil	4	Lkr-137	90-90

OKOVI	kom
730.008	kutnik krila i rama
730.001	pom. kutnik
730.002	pom. kutnik
111.003.xx	šarka [2-za Hkr<1500;3-za Hkr>1500]x2
100.000.xx	ručka
143.022	vezni elementi ručke
143.023	vezni elementi ručke-vijak
143.001	zapinjač
143.002	zapinjač za pasivno krilo
143.003	prihvatač zapinjača
373.005	pvc umetak za fiksnu grilju 2n(L+D)
363.008	umetak za Z40-652 1 par
373.005.99	pvc umetak za F-1705 (L+D)x4

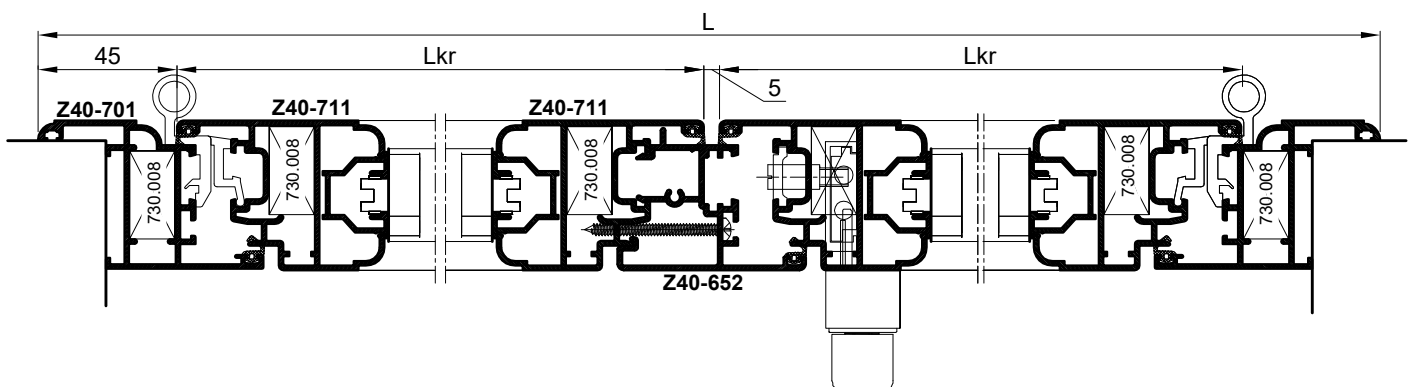
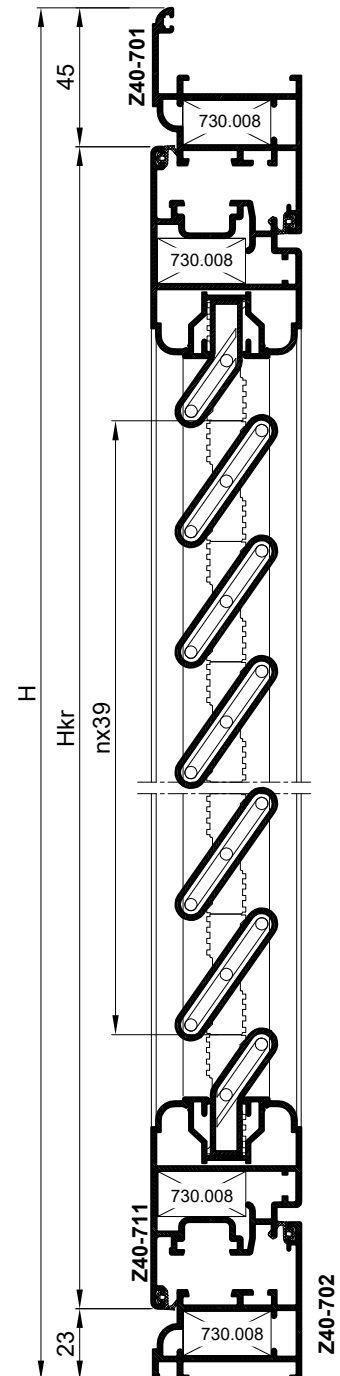
BRTVE	kom	mjera
321.006	brtva u krilu i ramu	4L+7H

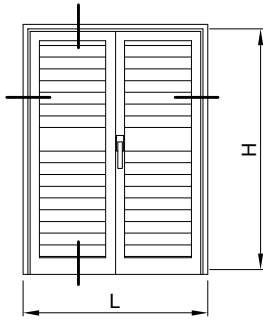
Broj lamela (F-0187) je  $n = (Hkr-178) / 39$

Primjer:

Za mjeru krila Hkr=1114 mm, broja lamela  $n = (1114-178) / 39 = 936 / 39 = 24$  kom

Određivanje broja lamela F-0187 dato je tablično na str. 400.11.333





PROFILI	opis	kom.	mjera	pilanje
Z40-701	vodoravnica okvira rama	1	L	45-45
Z40-701	okomica okvira rama	2	H	45-90
Z40-711	vodoravnica krila	2	Lkr=L-90	45-45
Z40-722	vodoravnica krila	2	Lkr-93	90-90
Z40-711	okomica krila	4	Hkr=H-51	45-90
Z40-724	prečka - (za Hkr>1500)	2	Lkr-93	90-90
Z40-652	kambatuta	1	Hkr-68	90-90
H-638	držač početnog i završog profila - vodoravni	8	Lkr-95	45-45
H-638	držač profila ispune - okomiti	8	Hkr-95	45-45
F-0187	profil ispune	4n	Lkr-137	90-90
F-1705	početni i završni profil	8	Lkr-137	90-90

OKOVI		kom
730.008	kutnik krila i rama	6
730.001	pom. kutnik	6
730.002	pom. kutnik	2
111.003.xx	šarka	[2-za Hkr<1500;3-za Hkr>1500]x2
100.000.xx	ručka	1
143.022	vezni elementi ručke	1
143.023	vezni elementi ručke-vijak	2
143.001	zapinjač	2
143.002	zapinjač za pasivno krilo	2
143.003	prihvat zapinjača	2
373.005	pvc umetak za fiksnu grilju	4n(L+D)
363.008	umetak za Z40-652	1 par
373.005.99	pvc umetak za F-1705	(2L+2D)x4

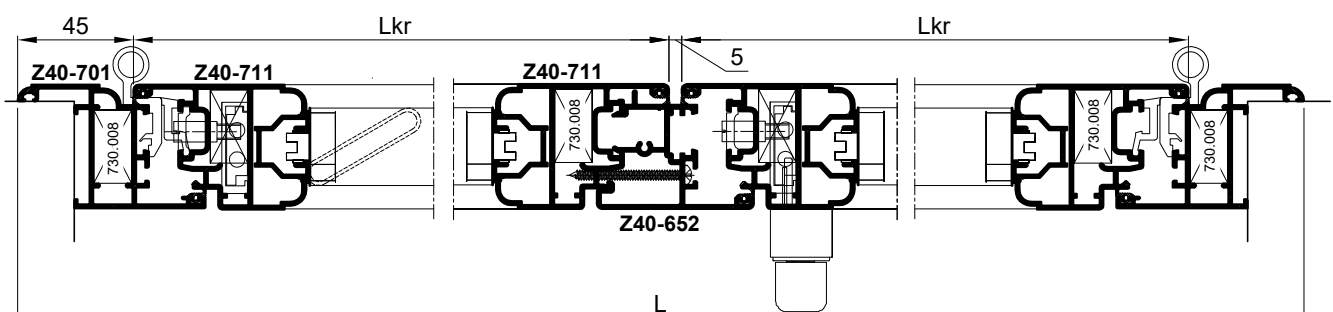
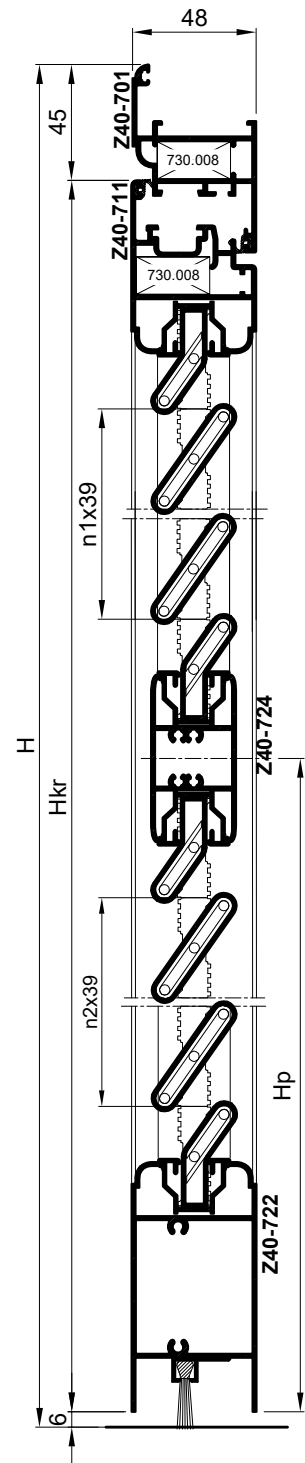
BRTVE		kom	mjera
321.006	brtva u krilu i ramu		2L+7H
521.001	nosač četkice	1	Lkr
347.001	četkica	1	Lkr

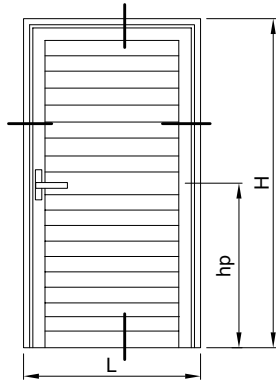
Broj lamela (F-0187) je  $n=n_1=n_2 = (Hkr-316) / 78$

Primjer:

Za mjeru krila Hkr=2110 mm, broja lamela  $n_1=n_2=(2110-316) / 78 = 23$  kom

Određivanje broja lamela F-0187 dato je tablično na str. 400.11.335





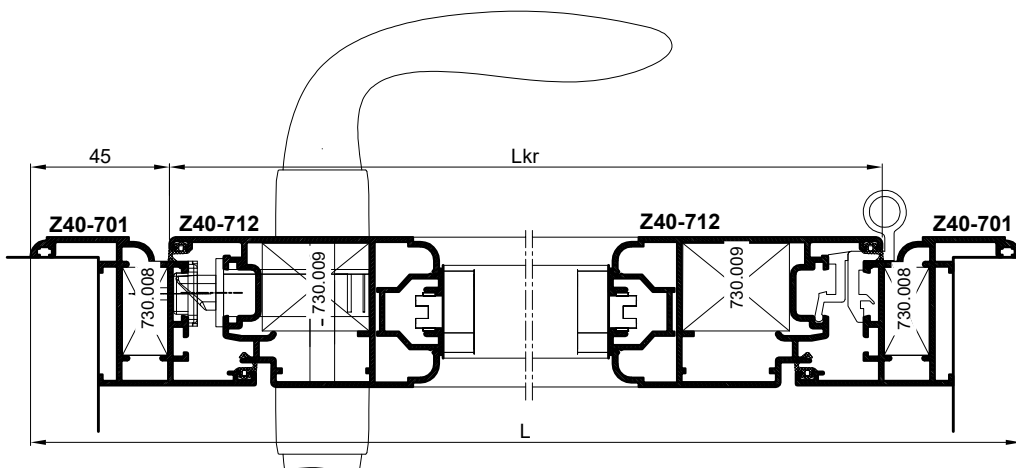
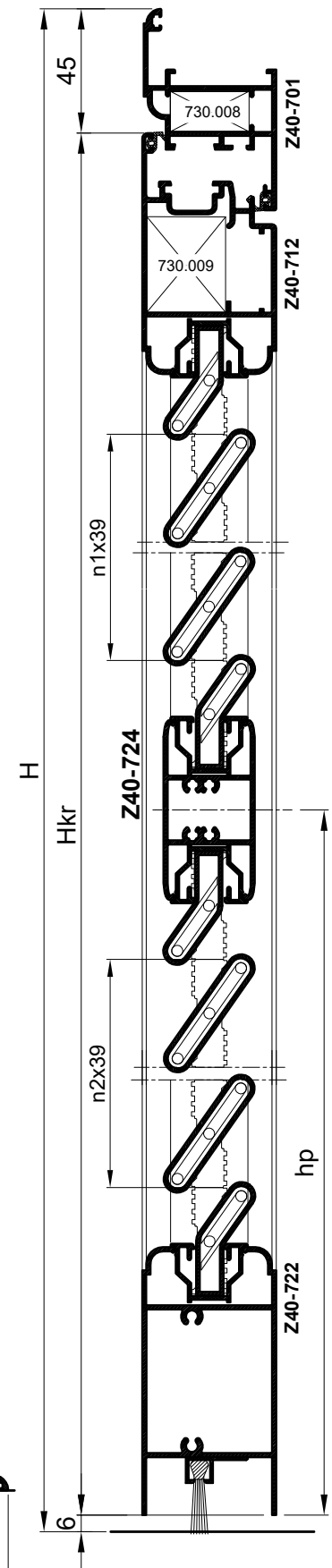
PROFILI		kom	mjera	pilanje
Z40-701	vodoravnica okvira	1	L	45-45
Z40-701	okomica okvira	2	H	45-90
Z40-712	vodoravnica krila	1	Lkr=L-90	45-45
Z40-722	vodoravnica krila	1	Lkr=134	90-90
Z40-712	okomica krila	2	Hkr=H-51	45-90
Z40-724	prečka - (za Hkr>1500)	1	Lkr=134	90-90
H-638	držač početnog i završnog profila - vod.	4	Lkr=135	45-45
H-638	držač profila ispune - okomiti	4	Lkr=135	45-45
F-0187	profil ispune	2n	Lkr=177	90-90
F-1705	početni i završni profil	4	Lkr=177	90-90
<b>OKOVI</b>		<b>kom</b>		
730.008	kutnik rama	2		
730.001	pom. kutnik	4		
730.002	pom. kutnik	2		
730.009	kutnik krila	2		
111.003.xx	šarka	3(za Hkr>1500)		
124.001	brava	1		
124.015	uložak brave	1		
124.004	rozeta	1		
125.001	šild	1		
104.001	ručka	1(par)		
373.005	pvc umetak za fiksnu grilju	2n(L+D)		
373.005.99	pvc umetak F-1705	(2L+2D)x2		
<b>BRTVE</b>		<b>kom</b>	<b>mjera</b>	
321.006	brtva u krilu i ramu		2Lkr+4Hkr	
521.001	nosač četkice	1	Lkr	
347.001	četkica	1	Lkr	

Broj lamela (F-0187) je  $n=n1=n2=(Hkr-336) / 78$

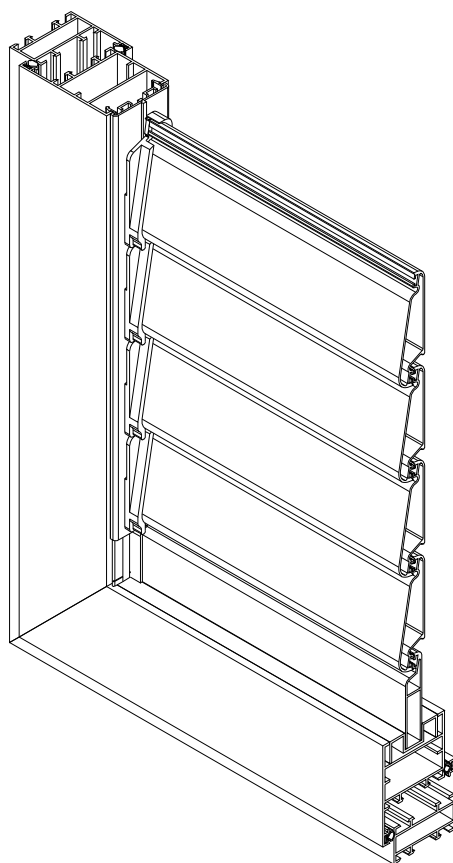
Primjer:

Za mjeru krila Hkr=2130 mm, broj lamela  $n1=n2=(2130-336) / 78 = 23$  kom

Određivanje broja lamela F-0187 dato je tablično na str.400.11.336







# GRILJA DALMO



## SADRŽAJ

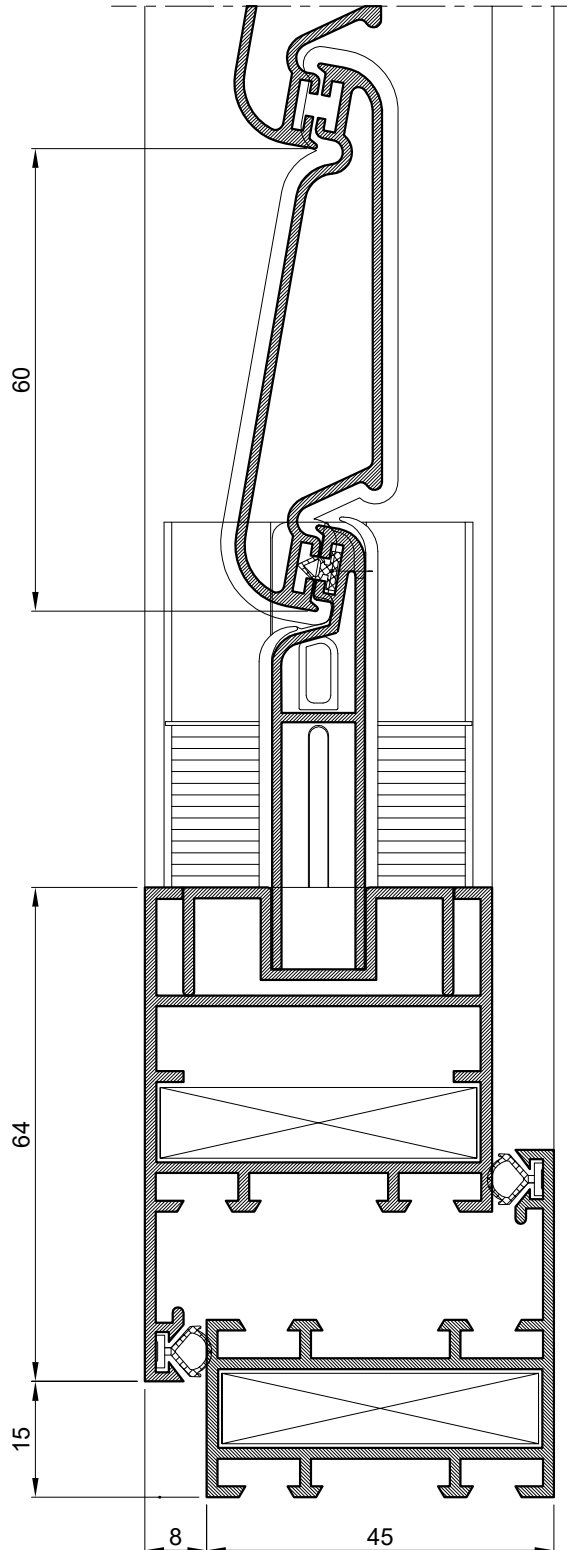
01	ZNAČAJKE SISTEMA	Grija Dalmo 400.01.200-203
03	PROFILI	Grija Dalmo 400.03.200-209
04	VEZNI ELEMENTI	Grija Dalmo 400.04.200-203
05	PVC ELEMENTI	Grija Dalmo 400.05.200-203
06	MEHANIZMI	Grija Dalmo 400.06.200-207
07	BRTVILA	Grija Dalmo 400.07.200-203
10	PRESJECI	Grija Dalmo 400.10.200-217
11	OBRADA I MONTAŽA	Grija Dalmo 400.11.200-211
12	REZNE LISTE	Grija Dalmo 400.12.200-207



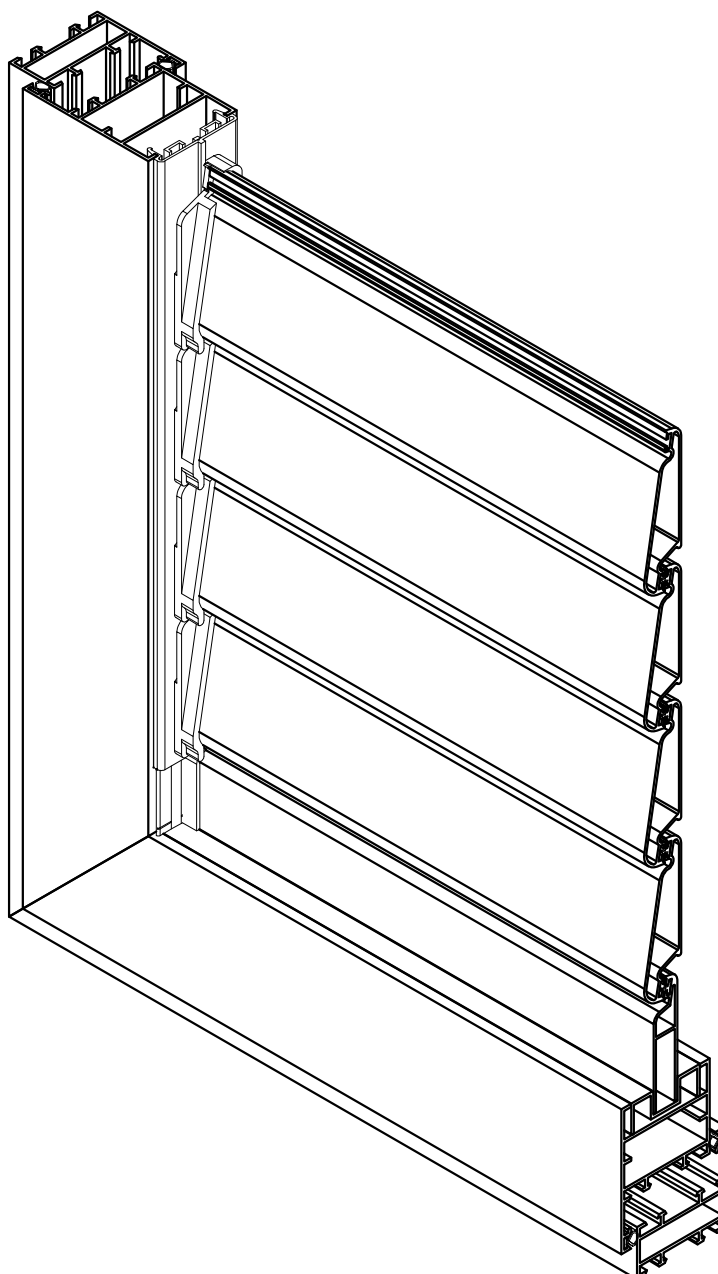
# Značajke sistema /Grilja Dalmo/



**GRILJA DALMO**

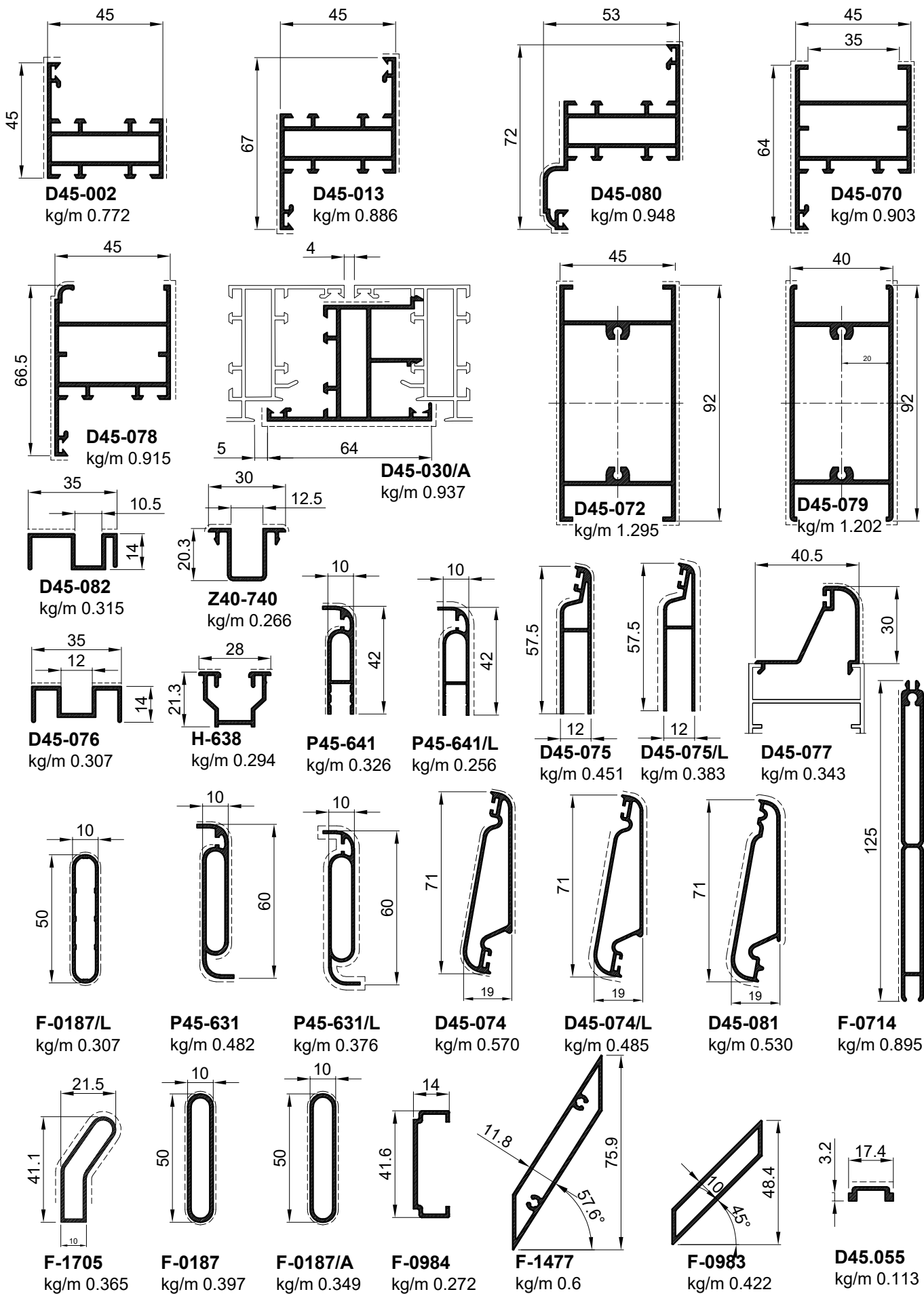


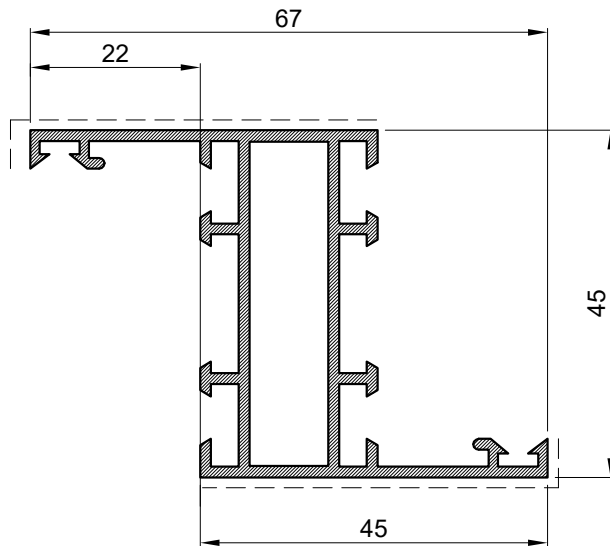
- Sistem profila **Grilja Dalmo** namjenjen je za izradu zaokretnih grilja u obliku prozora i vrata.
- Grilje su dugovječne, lagane, čvrste, postojane (materijal i površinska zaštita), te su otporne na vremenske i ostale utjecaje. Jednostavne su i praktične za rukovanje, čišćenje i održavanje.
- Odabir boje po izboru (u boji prema RAL karti, eloksaža te imitacija drveta).
- Ispuna grilje može biti pokretna (zaokretne lamele), fiksna (fiksne lamele) i škure (puna ispuna).
- Preklop okvira krila i rama je 8 mm.
- Žlijeb za okov je R žlijeb.



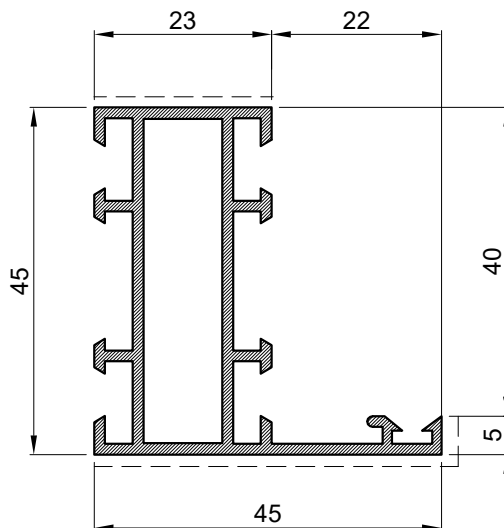
# Profili /Grilja Dalmo/



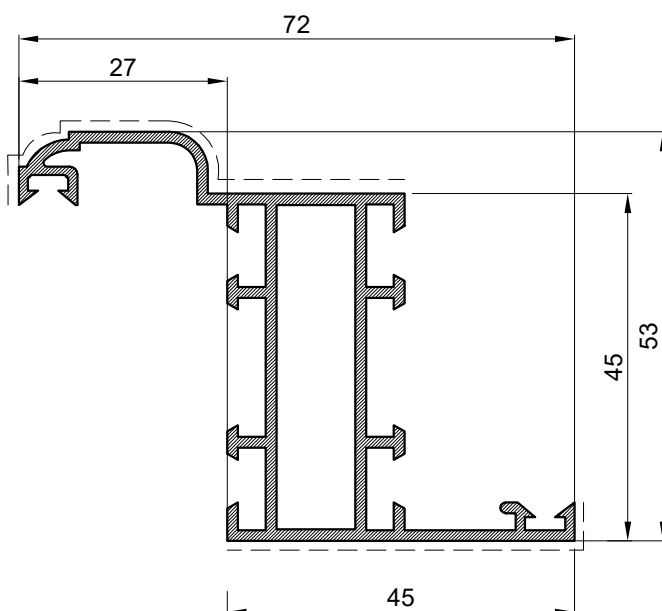




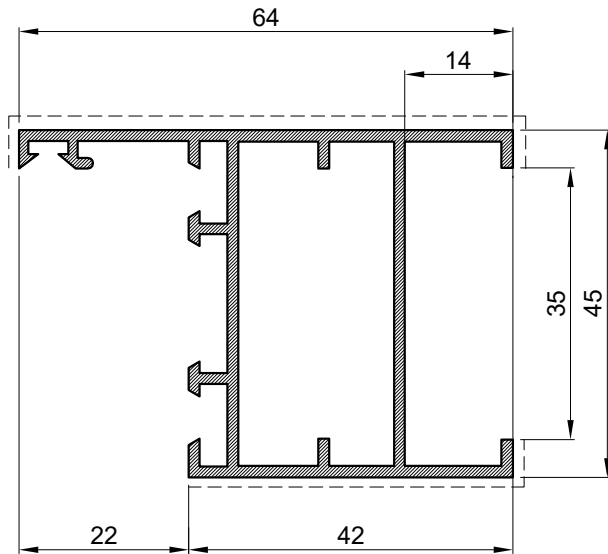
Ram grilje Dalmo		
Art.-Br.	<b>D45-013</b>	
Težina	kg/m	<b>0.886</b>
Opseg	mm	372
Momenti inercije	I <sub>x</sub> (cm <sup>4</sup> )	9.77
	W <sub>x</sub> (cm <sup>4</sup> )	4.34
Dužina isporuke	mm	6500



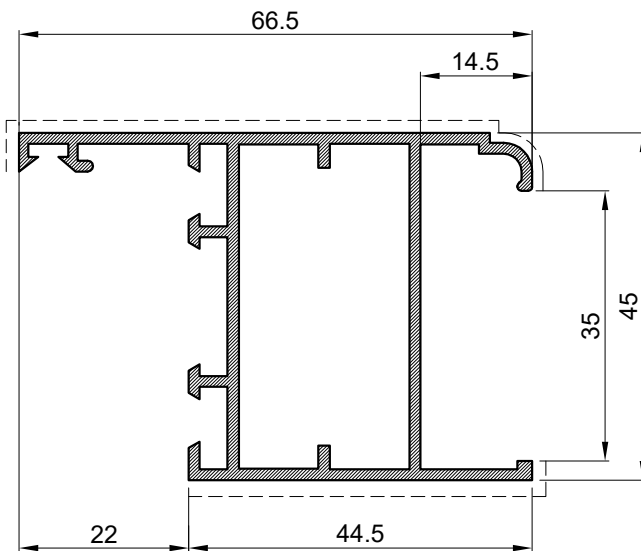
Ram grilje Dalmo		
Art.-Br.	<b>D45-002</b>	
Težina	kg/m	<b>0.772</b>
Opseg	mm	307
Momenti inercije	I <sub>x</sub> (cm <sup>4</sup> )	7.59
	W <sub>x</sub> (cm <sup>4</sup> )	2.96
Dužina isporuke	mm	6500



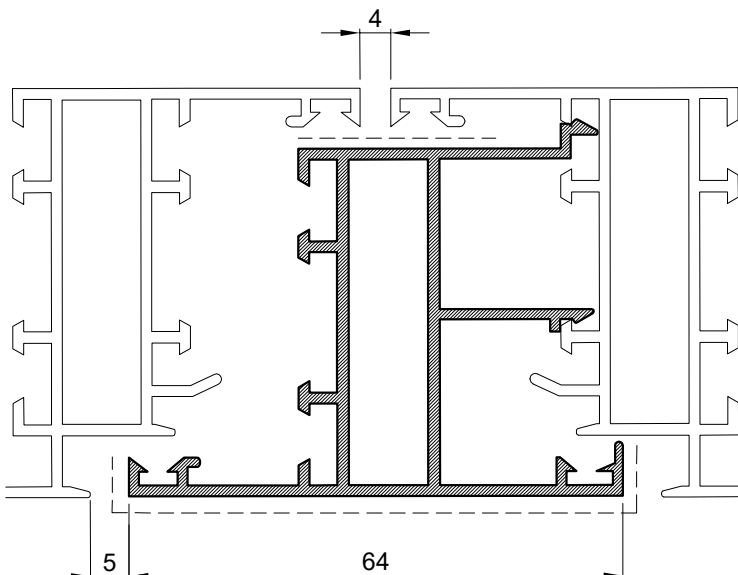
Ram grilje Dalmo		
Art.-Br.	<b>D45-080</b>	
Težina	kg/m	<b>0.948</b>
Opseg	mm	405
Momenti inercije	I <sub>x</sub> (cm <sup>4</sup> )	12.36
	W <sub>x</sub> (cm <sup>4</sup> )	4.4
Dužina isporuke	mm	6500



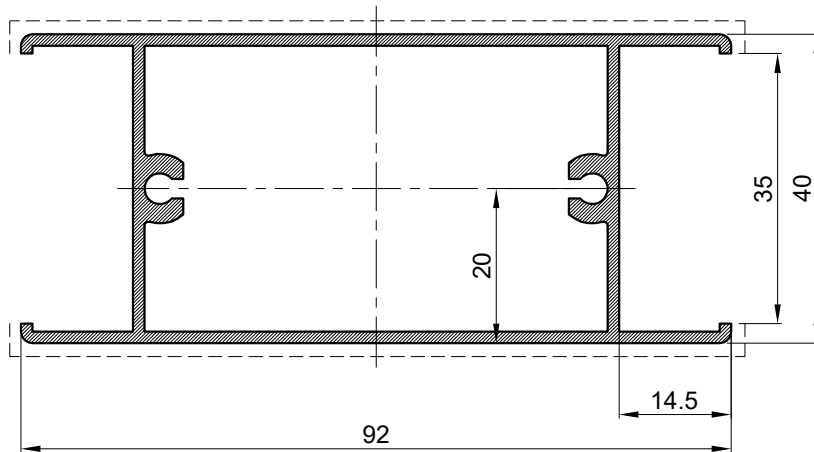
Kriilo grilje Dalmo		
Art.-Br.	<b>D45-070</b>	
Težina	kg/m	<b>0.903</b>
Opseg	mm	333
Momenti inercije	I <sub>x</sub> (cm <sup>4</sup> )	10.58
	W <sub>x</sub> (cm <sup>4</sup> )	4.2
Dužina isporuke	mm	6500



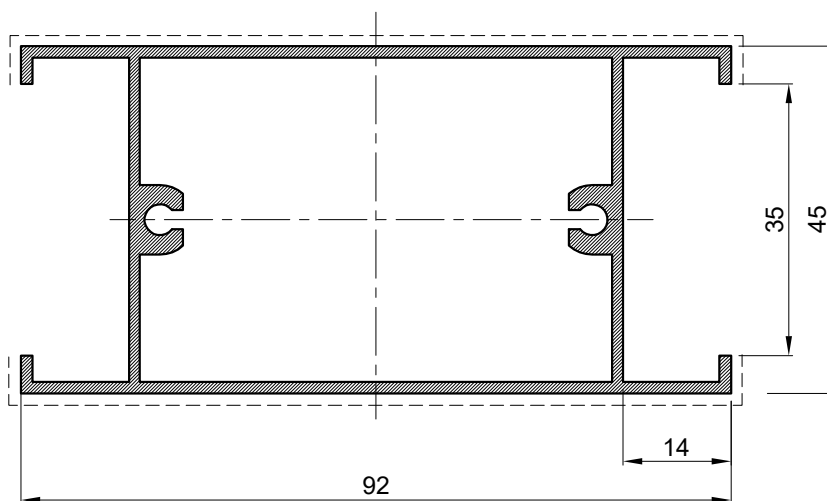
Kriilo grilje Dalmo		
Art.-Br.	<b>D45-078</b>	
Težina	kg/m	<b>0.915</b>
Opseg	mm	338
Momenti inercije	I <sub>x</sub> (cm <sup>4</sup> )	10.59
	W <sub>x</sub> (cm <sup>4</sup> )	4.17
Dužina isporuke	mm	6500



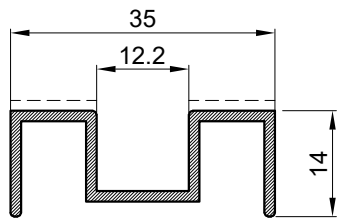
Kombatuta grilje Dalmo		
Art.-Br.	<b>D45-030/A</b>	
Težina	kg/m	<b>0.937</b>
Opseg	mm	510
Momenti inercije	I <sub>x</sub> (cm <sup>4</sup> )	10.01
	W <sub>x</sub> (cm <sup>4</sup> )	3.36
Dužina isporuke	mm	6500



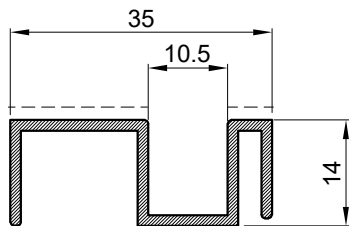
Prečka grilje Dalmo		
Art.-Br.	<b>D45-079</b>	
Težina	kg/m	<b>1.202</b>
Opseg	mm	327
Momenti inercije	I <sub>x</sub> (cm <sup>4</sup> )	11.67
	W <sub>x</sub> (cm <sup>4</sup> )	5.83
Dužina isporuke	mm	6500



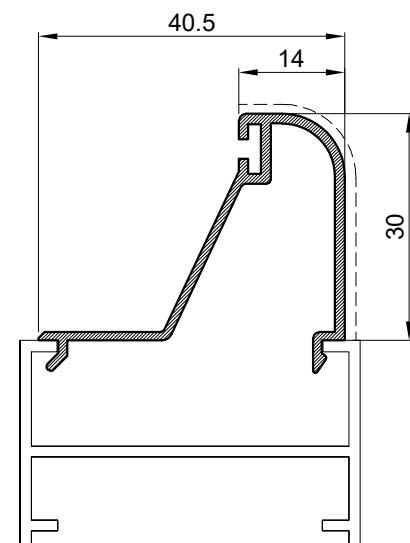
Prečka grilje Dalmo		
Art.-Br.	<b>D45-072</b>	
Težina	kg/m	<b>1.295</b>
Opseg	mm	357
Momenti inercije	I <sub>x</sub> (cm <sup>4</sup> )	15.61
	W <sub>x</sub> (cm <sup>4</sup> )	6.94
Dužina isporuke	mm	6500



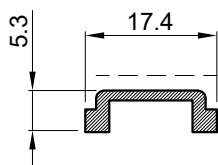
Prihvatnik početnog profila ispune grilje Dalmo		
Art.-Br.	<b>D45-076</b>	
Težina	kg/m	<b>0.307</b>
Opseg	mm	164
Dužina isporuke	mm	6500



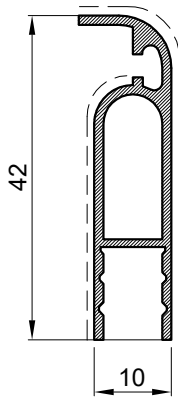
Prihvatnik početnog profila ispune grilje Dalmo		
Art.-Br.	<b>D45-082</b>	
Težina	kg/m	<b>0.315</b>
Opseg	mm	169
Dužina isporuke	mm	6500



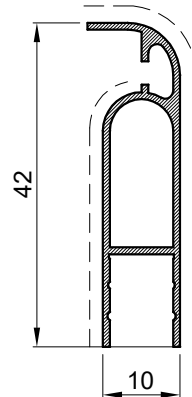
Početni profil fiksne ispuhe grilje Dalmo		
Art.-Br.	<b>D45-077</b>	
Težina	kg/m	<b>0.343</b>
Opseg	mm	212
Dužina isporuke	mm	6500



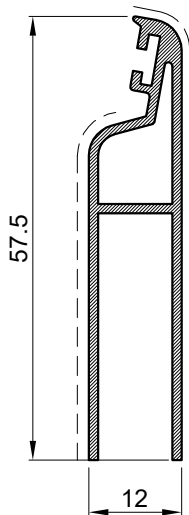
Klizač za grilju Dalmo		
Art.-Br.	<b>D45-055</b>	
Težina	kg/m	<b>0.113</b>
Opseg	mm	53
Dužina isporuke	mm	6500



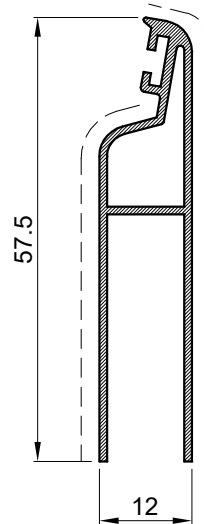
Početni profil ispune		
Art.-Br.	<b>P45-641</b>	
Težina	kg/m	<b>0.326</b>
Opseg	mm	151
Dužina isporuke	mm	6500



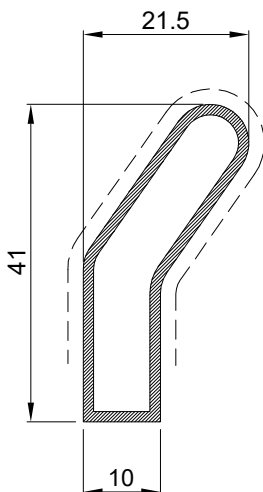
Početni profil ispune		
Art.-Br.	<b>P45-641/L</b>	
Težina	kg/m	<b>0.256</b>
Opseg	mm	151
Dužina isporuke	mm	6500



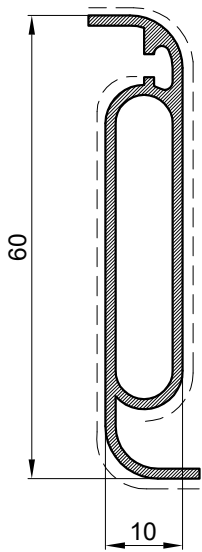
Početni profil ispune		
Art.-Br.	<b>D45-075</b>	
Težina	kg/m	<b>0.451</b>
Opseg	mm	215
Dužina isporuke	mm	6500



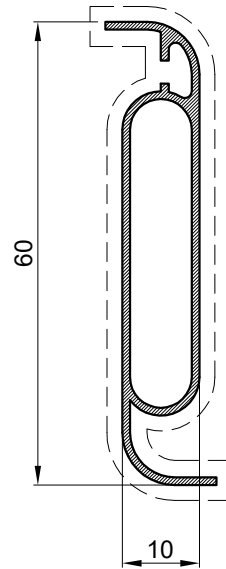
Početni profil ispune		
Art.-Br.	<b>D45-075/L</b>	
Težina	kg/m	<b>0.383</b>
Opseg	mm	214
Dužina isporuke	mm	6500



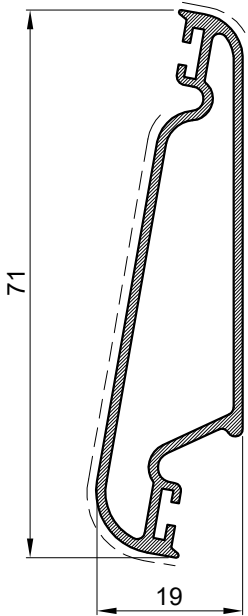
Profil ispune		
Art.-Br.	<b>F-1705</b>	
Težina	kg/m	<b>0.365</b>
Opseg	mm	105
Dužina isporuke	mm	6500



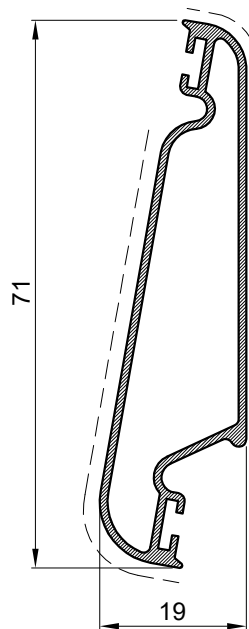
Profil ispune		
Art.-Br.	<b>P45-631</b>	
Težina	kg/m	<b>0.482</b>
Opseg	mm	176
Dužina isporuke	mm	6500



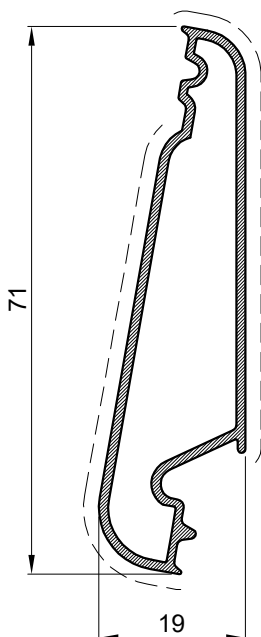
Profil ispune		
Art.-Br.	<b>P45-631/L</b>	
Težina	kg/m	<b>0.376</b>
Opseg	mm	181
Dužina isporuke	mm	6500



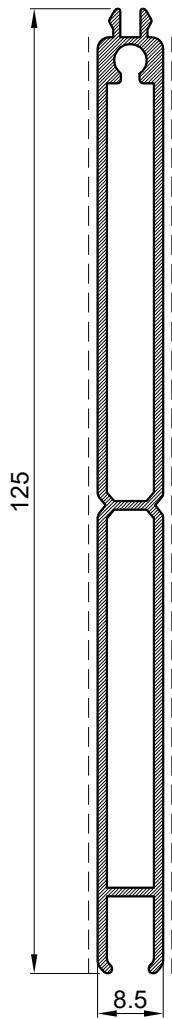
Profil ispune		
Art.-Br.	<b>D45-074</b>	
Težina	kg/m	<b>0.570</b>
Opseg	mm	195
Dužina isporuke	mm	6500



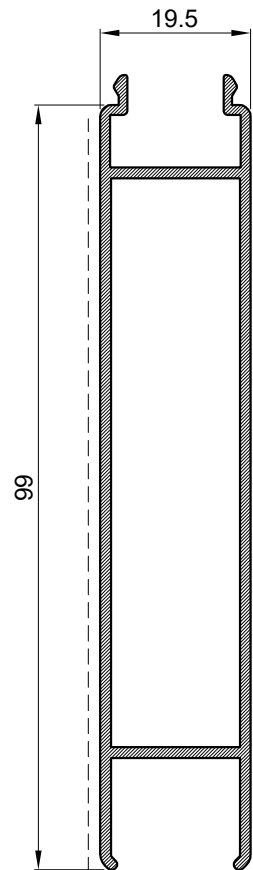
Profil ispune		
Art.-Br.	<b>D45-074/L</b>	
Težina	kg/m	<b>0.485</b>
Opseg	mm	195
Dužina isporuke	mm	6500



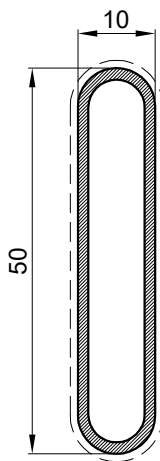
Profil ispune		
Art.-Br.	<b>D45-081</b>	
Težina	kg/m	<b>0.530</b>
Opseg	mm	174
Dužina isporuke	mm	6500



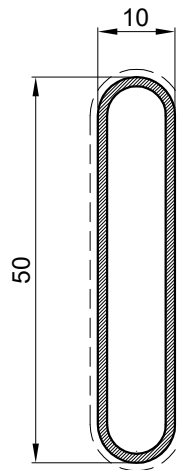
Profil ispane		
Art.-Br.	<b>F-0714</b>	
Težina	kg/m	<b>0.895</b>
Opseg	mm	294
Dužina isporuke	mm	6500



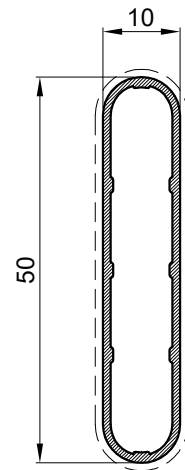
Profil ispane		
Art.-Br.	<b>F-0681</b>	
Težina	kg/m	<b>0.920</b>
Opseg	mm	304
Dužina isporuke	mm	6500



Profil ispane		
Art.-Br.	<b>F-0187</b>	
Težina	kg/m	<b>0.397</b>
Opseg	mm	111
Dužina isporuke	mm	6500



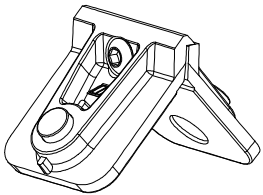
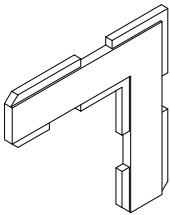
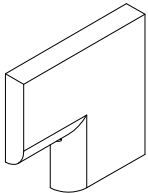
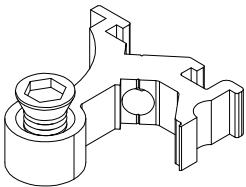
Profil ispane		
Art.-Br.	<b>F-0187/A</b>	
Težina	kg/m	<b>0.349</b>
Opseg	mm	111
Dužina isporuke	mm	6500



Profil ispane		
Art.-Br.	<b>F-0187/L</b>	
Težina	kg/m	<b>0.307</b>
Opseg	mm	111
Dužina isporuke	mm	6500

# Vezni elementi /Grilja Dalmo/

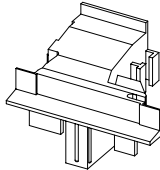
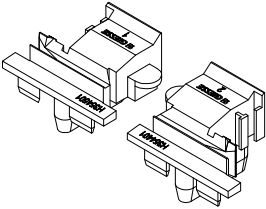
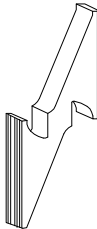
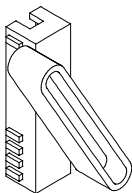
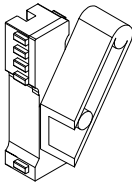
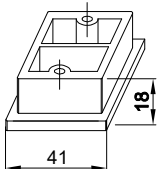
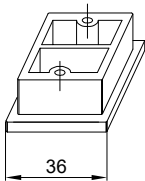


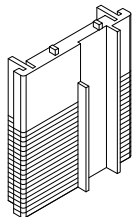
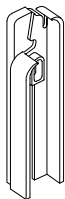
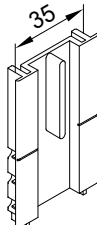
CODE	Izgled-presjek	Opis	Materijal	Nap.
730.013		<ul style="list-style-type: none"> <li>- Kutna spojnica za komoru 42x11</li> <li>- Stara oznaka: 0432 (Monticelli)</li> <li>- Kutna spojnica za komoru 42x11</li> <li>- Stara oznaka: A0311 (Master)</li> </ul>	AL	
731.005		<ul style="list-style-type: none"> <li>- Pomoćna kutna spojnica</li> <li>- Stara oznaka: (A2181)</li> <li>- Proizvođač: Master Italy</li> </ul>	PVC	
731.006		<ul style="list-style-type: none"> <li>- Pomoćna kutna spojnica</li> <li>- Stara oznaka: (P.K široki)</li> </ul>	PVC	
710.101		<ul style="list-style-type: none"> <li>- Veznik</li> <li>- Stara oznaka D-200</li> </ul>	Al.	



**PVC elementi  
/Grilja Dalmo/**

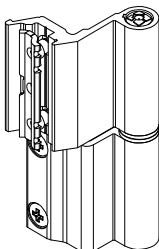
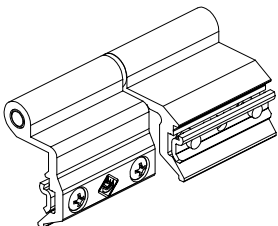
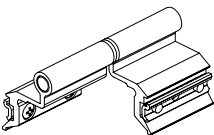
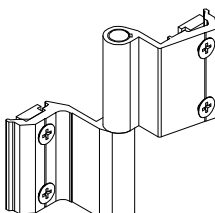
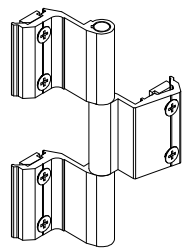
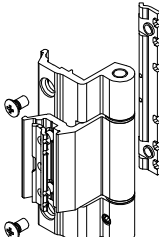


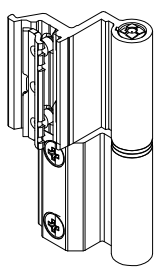
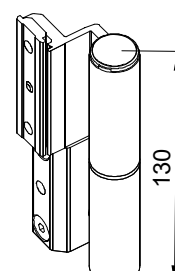
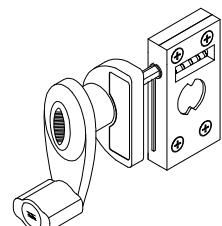
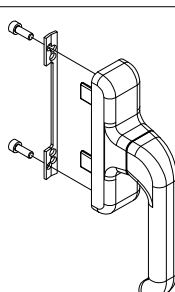
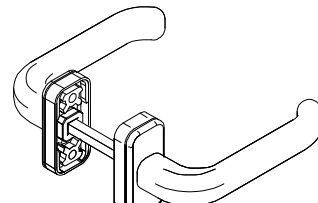
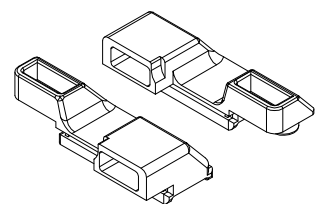
CODE	Izgled-presjek	Opis	Materijal	Nap.
360.001		<ul style="list-style-type: none"> <li>- Čep za profil D45-030</li> <li>- Stara oznaka (A2110)</li> <li>- Proizvođač: Master</li> </ul>		
360.002		<ul style="list-style-type: none"> <li>- Čep za profil D45-030</li> <li>- Stara oznaka: (02439)</li> <li>- Proizvođač: Giesse</li> </ul>		
370.020		<ul style="list-style-type: none"> <li>- Umetak za fiksnu grilju</li> <li>- umeće se u profil krila grilje D45-070 D45-078</li> <li>- prihvaća profil lamele P45-631</li> <li>- Stara oznaka: 698.001</li> </ul>	PVC	
373.005		<ul style="list-style-type: none"> <li>- Umetak za fiksnu grilju</li> <li>- umeće se u profil D45-076</li> <li>- prihvaća profil lamele F-0187</li> <li>- Stara oznaka: 2101-PR</li> </ul>	PVC	L+D
373.005.99		<ul style="list-style-type: none"> <li>- Početni i završni umetak za fiksnu grilju</li> <li>- umeće se u profil D45-076</li> <li>- prihvaća profil lamele F-1705</li> </ul>	PVC	L+D
370.021		<ul style="list-style-type: none"> <li>- T-spoj prečke D45-072</li> <li>- Stara oznaka T D45-072</li> </ul>	PVC	
373.022		<ul style="list-style-type: none"> <li>- T-spoj prečke D45-079</li> <li>- Stara oznaka T D45-079</li> </ul>	PVC	

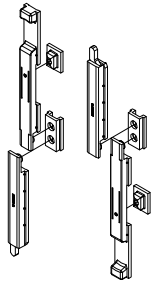

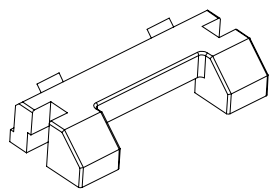
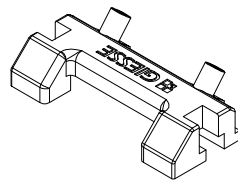
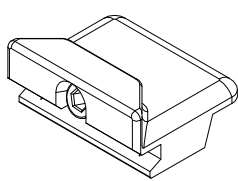
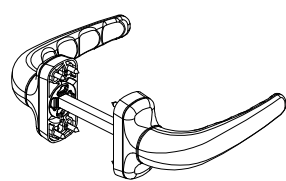
CODE	Izgled-presjek	Opis	Materijal	Nap.
370.066		-Umetak za početnu i završnu lamelu kod grilje sa pokretnim lamelama.	PVC	
370.073		-Umetak za početnu i završnu lamelu kod grilje sa pokretnim lamelama. -Za profile: D45-075;D45-075/L - B.B.C. Italija	PVC	
370.074		-Umetak za mehanizma (utor 35mm), za početnu i završnu lamelu kod grilje sa pokretnim lamelama. - B.B.C. Italija	PVC	

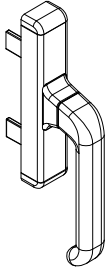
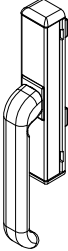
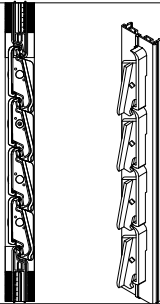
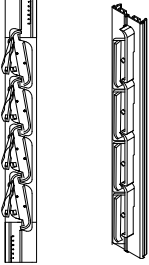
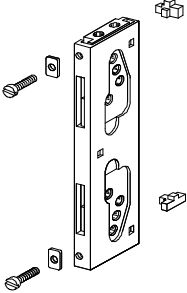
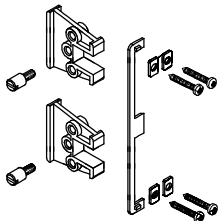
# Mehanizmi /Grilja Dalmo/



CODE	Izgled-presjek	Opis	Materijal	Nap.
115.001.01 02 03		<ul style="list-style-type: none"> <li>- Dvodijelna šarka</li> <li>- Stara oznaka 0128 xxx</li> <li>- Proizvođač: Giesse</li> <li>- Boje: 01- bijela; 02 - siva;03 - crna</li> </ul>		
110.005.01 02 03		<ul style="list-style-type: none"> <li>- Dvodijelna šarka</li> <li>- Stara oznaka A 9616 xxx</li> <li>- Proizvođač: Master</li> <li>- Boje: 01- bijela; 02 - siva;03 - crna</li> </ul>		
110.006.01 02 03		<ul style="list-style-type: none"> <li>- Šarka za treće krilo</li> <li>- Stara oznaka: (A9626 R xxxx)</li> <li>- Proizvođač: Master</li> <li>- Boje: 01- bijela; 02 - siva;03 - crna</li> </ul>		
111.010.01 02 03		<ul style="list-style-type: none"> <li>- Dvodijelna šarka</li> <li>- Stara oznaka D-100</li> <li>- Proizvođač: Feal</li> <li>- Boje: 01- bijela; 02 - siva;03 - crna</li> </ul>		
111.011.01 02 03		<ul style="list-style-type: none"> <li>- Trodijelna šarka-češalj</li> <li>- Stara oznaka D-120</li> <li>- Proizvođač: Feal</li> <li>- Boje: 01- bijela; 02 - siva;03 - crna</li> </ul>		
115.002.01 02 03		<ul style="list-style-type: none"> <li>- Trodijelna šarka-češalj</li> <li>- Stara oznaka: (0602 xxx)</li> <li>- Proizvođač: Giesse</li> <li>- Boje: 01- bijela; 02 - siva;03 - crna</li> </ul>		

CODE	Izgled-presjek	Opis	Materijal	Nap.
115.003.01 02 03		<ul style="list-style-type: none"> <li>- Šarka za treće krilo</li> <li>- Stara oznaka: (0143 xxx)</li> <li>- Proizvođač: Giesse</li> <li>- Boje: 01- bijela; 02 - siva;03 - crna</li> </ul>		
115.004.01 02 03		<ul style="list-style-type: none"> <li>- Šarka za vrata</li> <li>- Stara oznaka: (0592 xxx)</li> <li>- Proizvođač: Giesse</li> <li>- Boje: 01- bijela; 02 - siva;03 - crna</li> </ul>		
140.045.01 03		<ul style="list-style-type: none"> <li>- Ručica za okretanje lamela</li> <li>- Stara oznaka BBC ROLY</li> <li>- Boje 01- bijela; 03- crna</li> </ul> <p>Za mehanizam 35 mm</p>		
105.002.01 02 03		<ul style="list-style-type: none"> <li>- Dvostrana ručka za unutarnje otvaranje</li> <li>- Stara oznaka: (1000 xxxx)</li> <li>- Proizvođač: Giesse</li> </ul>		
105.003.01 02 03		<ul style="list-style-type: none"> <li>- Ručka za vrata</li> <li>- Stara oznaka: (2422 xxxx)</li> <li>- Proizvođač: Giesse</li> <li>- Boje: 01- bijela; 02 - siva;03 - crna</li> </ul>		
143.014		<ul style="list-style-type: none"> <li>- Vezni element ručke za unutra</li> <li>- Stara oznaka: (02385)</li> <li>- Proizvođač: Giesse</li> </ul>		

CODE	Izgled-presjek	Opis	Materijal	Nap.
143.017		<ul style="list-style-type: none"> <li>- Fiksni zapinjač pomoćnog krila</li> <li>- Stara oznaka 403.801.55 (02131)</li> </ul>		
143.018		<ul style="list-style-type: none"> <li>- Zapinjač</li> <li>- Stara oznaka 404.120.55 (02141)</li> <li>- Proizvođač: Giesse</li> </ul>		
143.019		<ul style="list-style-type: none"> <li>- Pojedinačni nasuprotni zasun</li> <li>- Stara oznaka: (A4217)</li> <li>- Proizvođač: Master</li> </ul>		
143.020		<ul style="list-style-type: none"> <li>- Pojedinačni nasuprotni zasun</li> <li>- Stara oznaka: (01317)</li> <li>- Proizvođač: Giesse</li> </ul>		
143.021		<ul style="list-style-type: none"> <li>- Umetak za treće ključanje</li> <li>- Stara oznaka: (1343)</li> <li>- Proizvođač: Giesse</li> </ul>		
100.002.01 02 03		<ul style="list-style-type: none"> <li>- Ručka za vrata</li> <li>- Stara oznaka 290.036.xxx (A3060 xxxx)</li> <li>- Proizvođač: Giessee</li> <li>- Boje: 01- bijela; 02 - siva; 03 - crna</li> </ul>		

CODE	Izgled-presjek	Opis	Materijal	Nap.
105.004.01 02 03		<ul style="list-style-type: none"> <li>- Ručka grilje-široka</li> <li>- Stara oznaka: 1004</li> <li>- Proizvođač: Giesse</li> <li>- Boje: 01- bijela; 02 - siva; 03 - crna</li> </ul> <p style="text-align: right;">Debljina ručke 56mm</p>		
100.000.01 02 03		<ul style="list-style-type: none"> <li>- Ručka grilje-uska</li> <li>- Stara oznaka: 1056</li> <li>- proizvođač: Giesse</li> <li>- Boje: 01- bijela; 02 - siva; 03 - crna</li> </ul> <p style="text-align: right;">Debljina ručke 38mm</p>		
140.043.01 03		<ul style="list-style-type: none"> <li>- Mehanizam za grilje 35 mm ,5 m (ljevi + desni)</li> <li>- Stara oznaka: BBC D45-074</li> <li>- Proizvođač BBC Italy</li> <li>- Boje: 01- bijela; 03- crna</li> </ul>		
140.044.01 03		<ul style="list-style-type: none"> <li>- Mehanizam za grilje 35 mm ,5 m (ljevi + desni)</li> <li>- Stara oznaka: BBC 89-5m P45-631</li> <li>- Proizvođač BBC Italy</li> <li>- Boje: 01- bijela; 03- crna</li> </ul>		
143.015		<ul style="list-style-type: none"> <li>- Vezni element ručke za vani-grilja</li> <li>- Stara oznaka 404.130.01 (02250)</li> <li>- Proizvođač: Giesse</li> </ul>		
143.013		<ul style="list-style-type: none"> <li>- Vezni elementi ručke</li> <li>- Stara oznaka: 2377</li> </ul>		

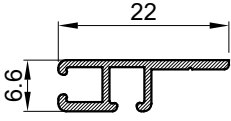
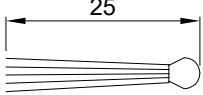
CODE	Izgled-presjek	Opis	Materijal	Nap.
<b>126.004</b>		<ul style="list-style-type: none"> <li>- Brava za prečku grilje</li> <li>- Stara oznaka 704602S</li> </ul>		
<b>126.005</b>		<ul style="list-style-type: none"> <li>- Cilindar za bravu 126.004</li> <li>- Stara oznaka 83002727</li> <li>- L=54mm (27+27), 3 ključa</li> </ul>		



**Brtvila**  
**/Grilja Dalmo/**




CODE	Izgled-presjek	Opis	Materijal	Nap.
310.001		- Brtva na spoju-unutarnja i vanjska. - Stara oznaka G114.2002 (PR1011-1866)	EPDM	
310.002		- Brtva na spoju-unutarnja i vanjska. - Stara oznaka G114.2002 (PR1012-3866)		
312.002		- Brtva na spoju-unutarnja i vanjska. - Stara oznaka G114.2002 (01866)		
312.003		- Brtva na spoju-unutarnja i vanjska. - Stara oznaka G114.2002 (03866)		
312.004		- Brtva na spoju-unutarnja i vanjska. - Stara oznaka 02405 - Brtva za utiskivanje	EPDM	
344.014		- Brtva na spoju lamela - Stara oznaka: C781-M	EPDM	
344.010		-Brtva na spoju lamela -Stara oznaka: 01104-M	EPDM	
311.001		- Brtva prema staklu /unutarnja/ - Stara oznaka 210.001.125 (921)	EPDM	71

CODE	Izgled-presjek	Opis	Materijal	Nap.
521.001		<ul style="list-style-type: none"> <li>- Držać četkaste brtve L=2500 mm</li> <li>- Stara oznaka Z 801</li> </ul>	Al.	
347.001		<ul style="list-style-type: none"> <li>- Četkasta brtva L=2500 mm</li> <li>- Stara oznaka Z 802</li> </ul>		

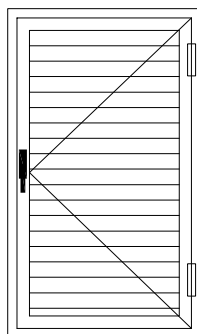
Presjeci  
/Grilja Dalmo/



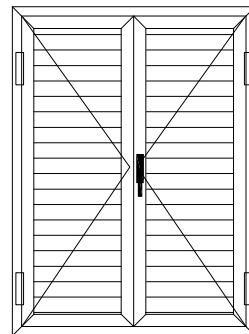
### TIPOLOGIJA




Fiksna grilja



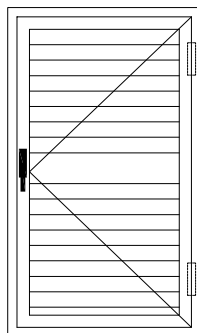
Jednokrilna prozorska grilja



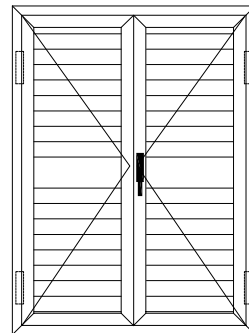
Dvokrilna prozorska grilja



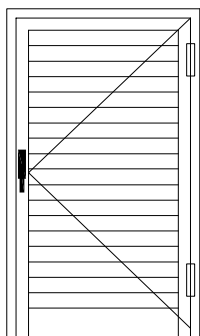
Fiksna grilja s prečkom



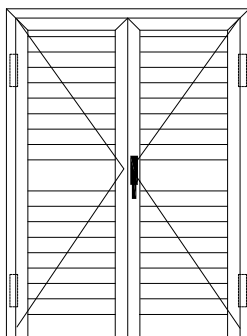
Jednokrilna prozorska grilja s prečkom



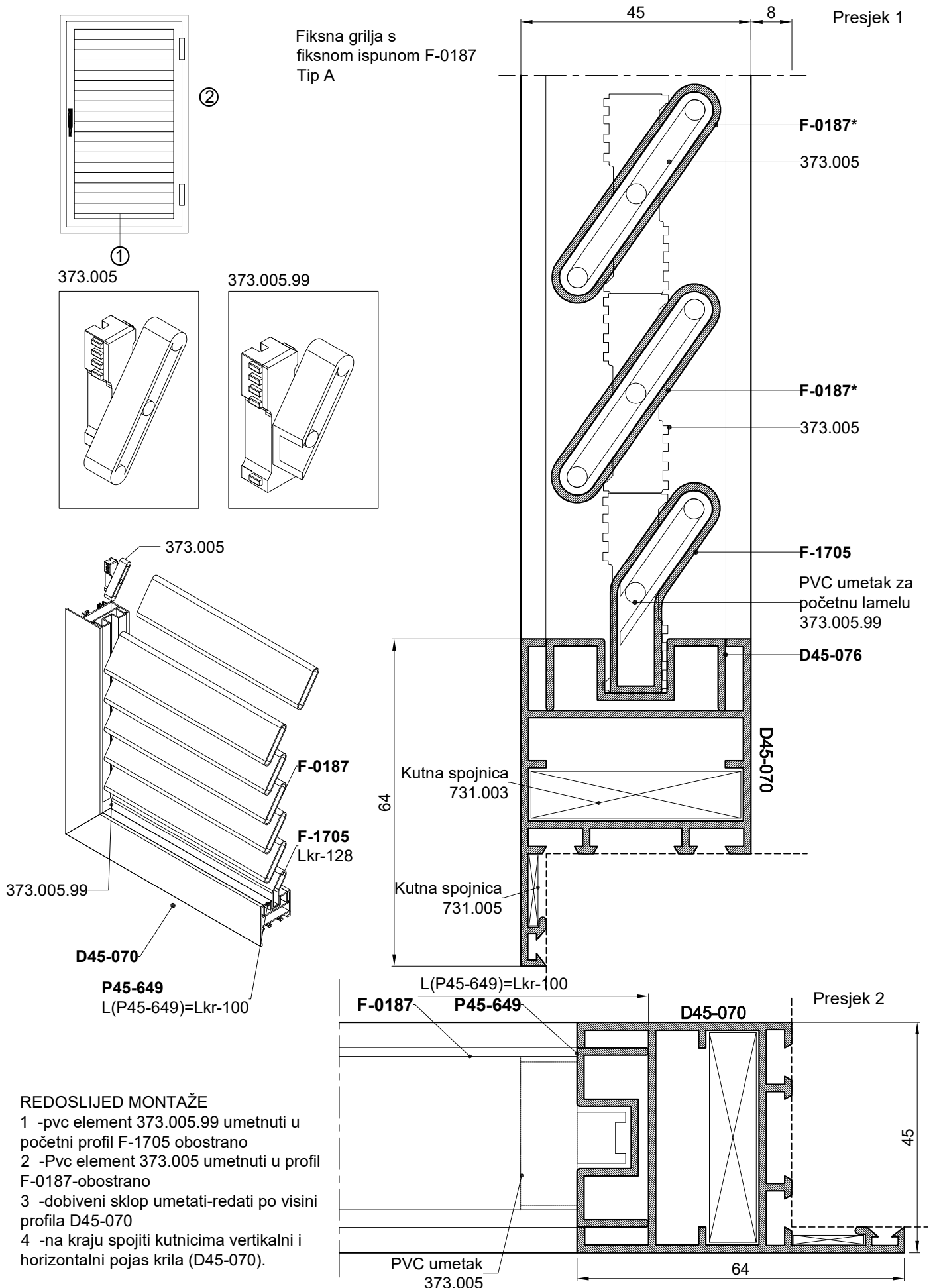
Dvokrilna prozorska grilja s prečkom

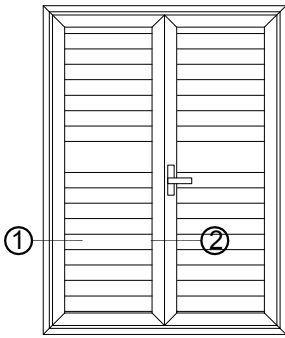


Jednokrilna grilja bez praga



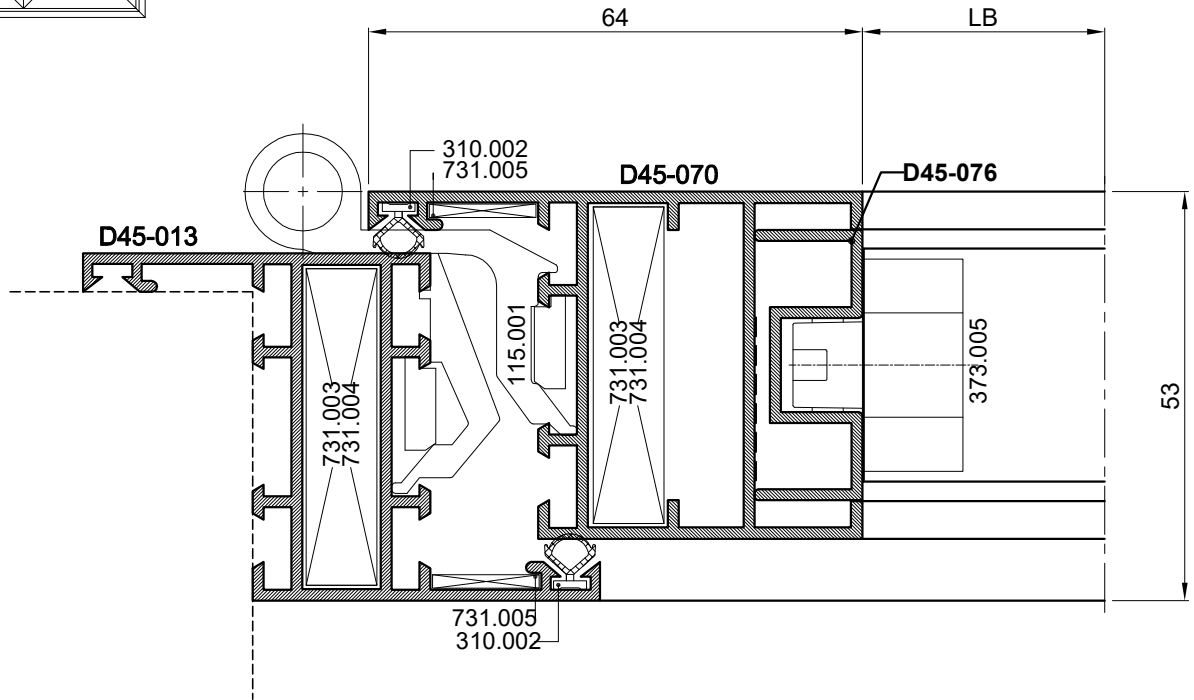
Dvokrilna grilja bez praga



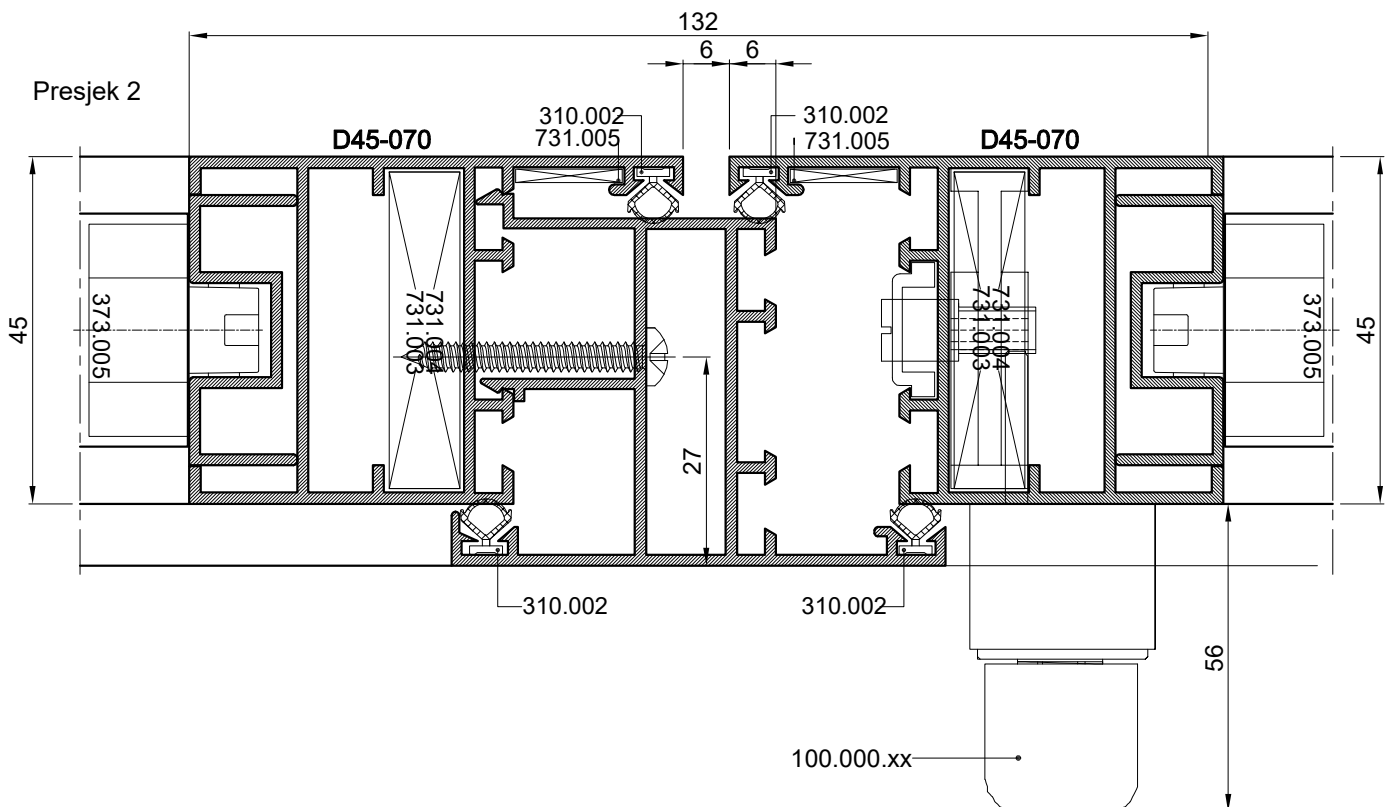


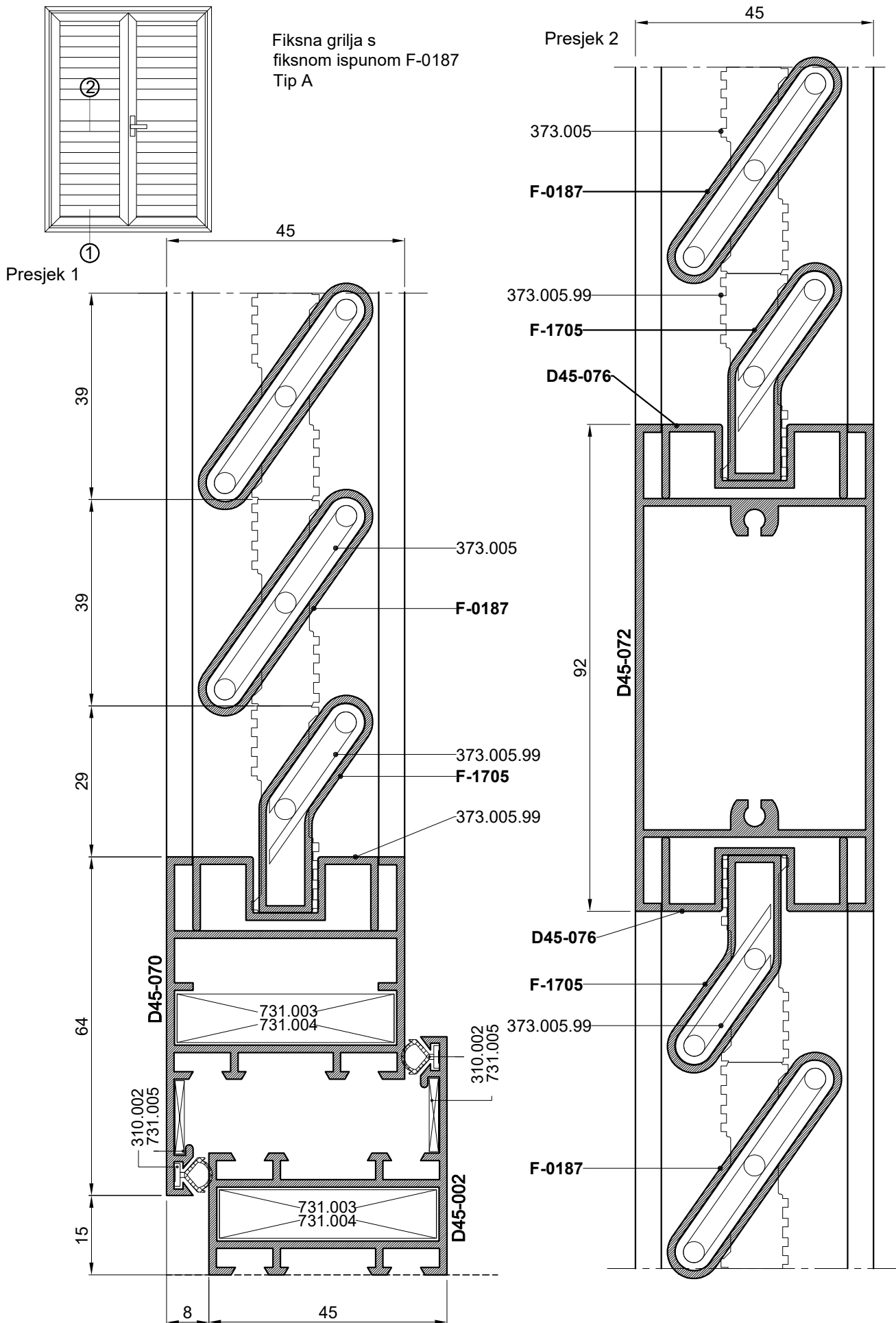
Grilja s fiksnim lamelama  
 Mjera pilanja lamela F-0187 je L(F-0187)=Lkrila-128  
 Tip A

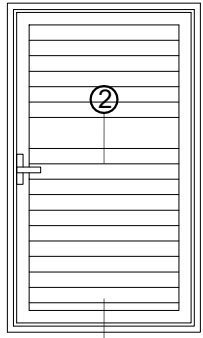
Presjek 1



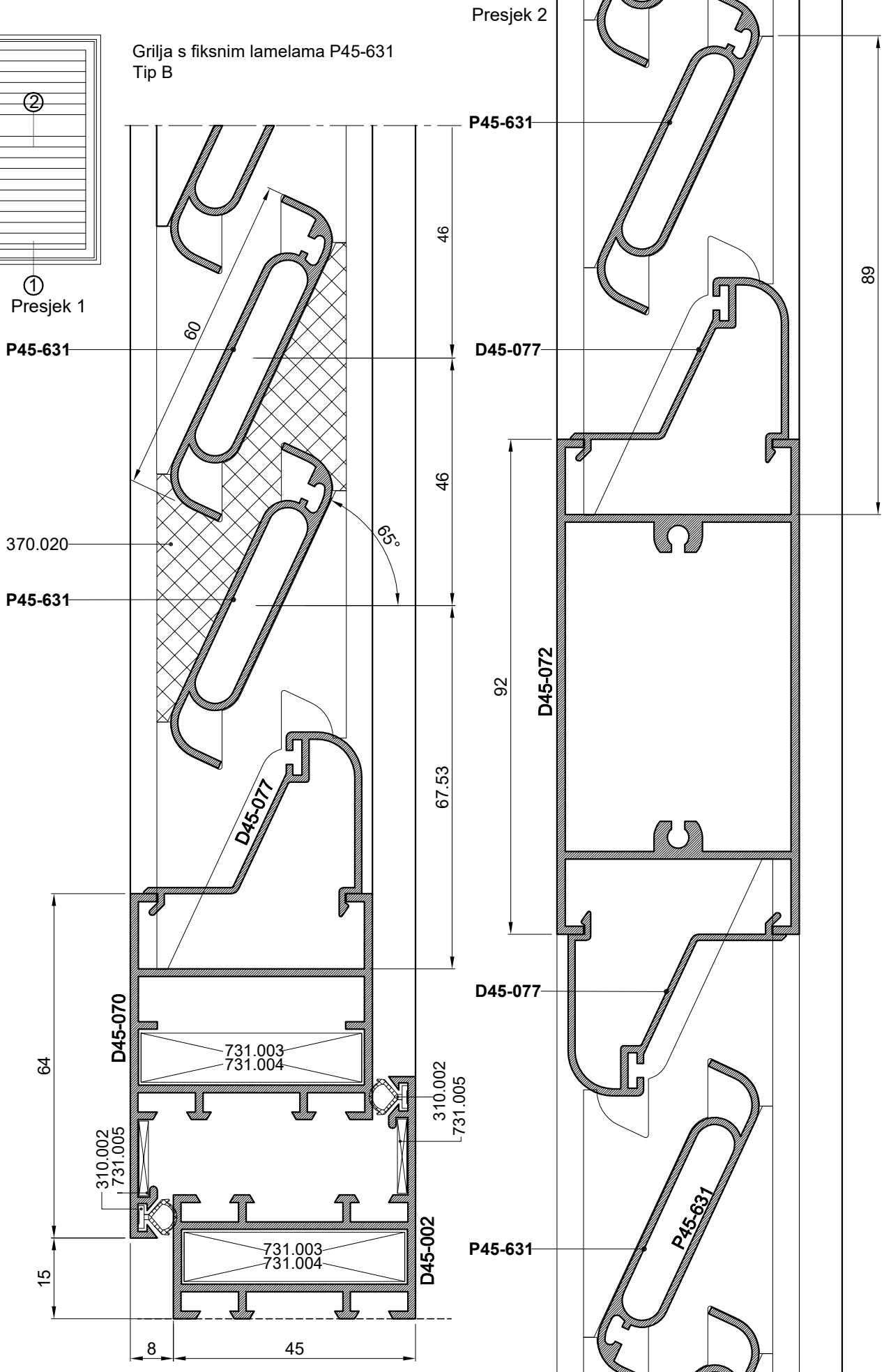
Presjek 2

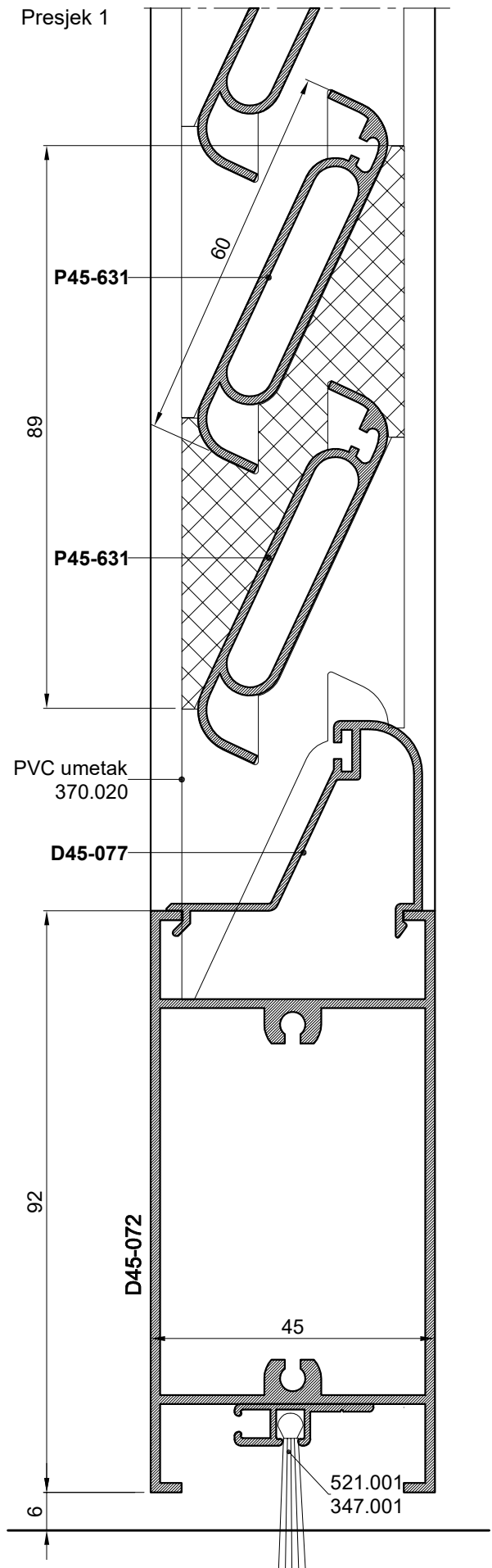
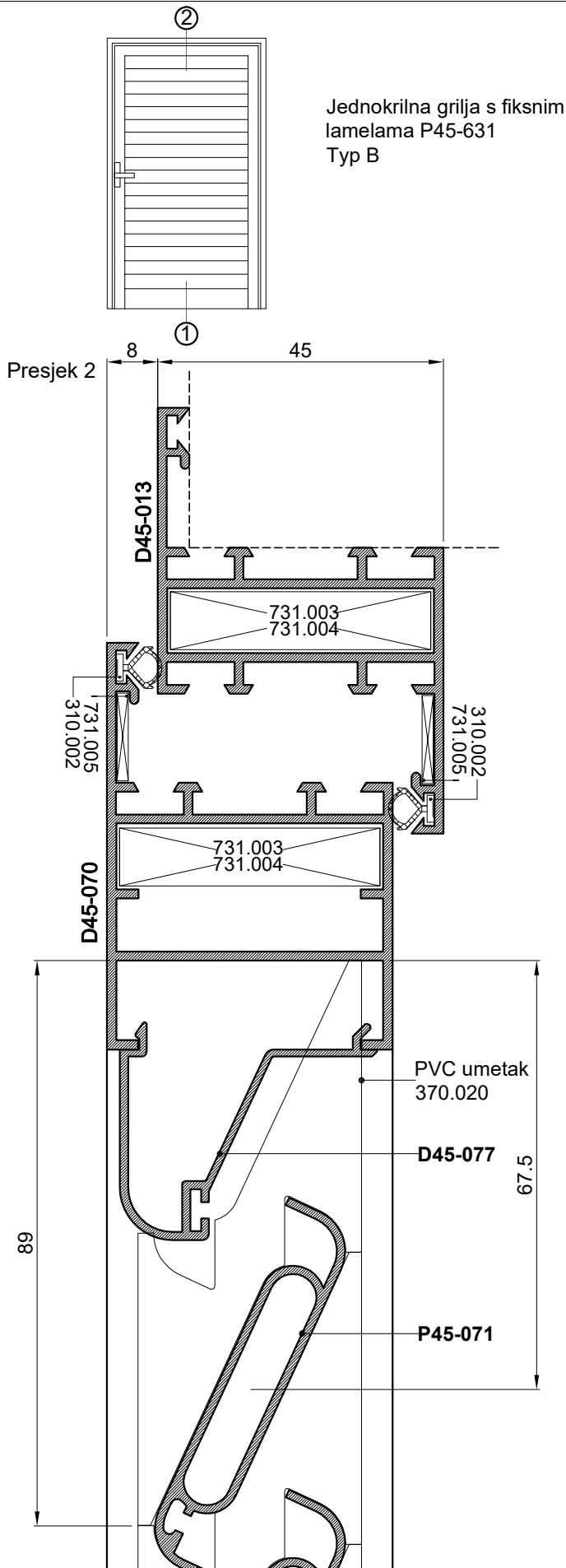


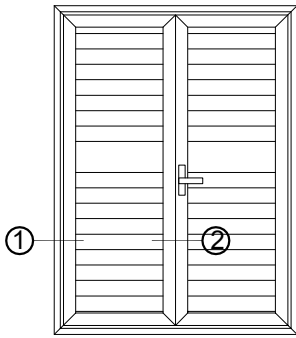




Grilja s fiksnim lamelama P45-631  
Tip B



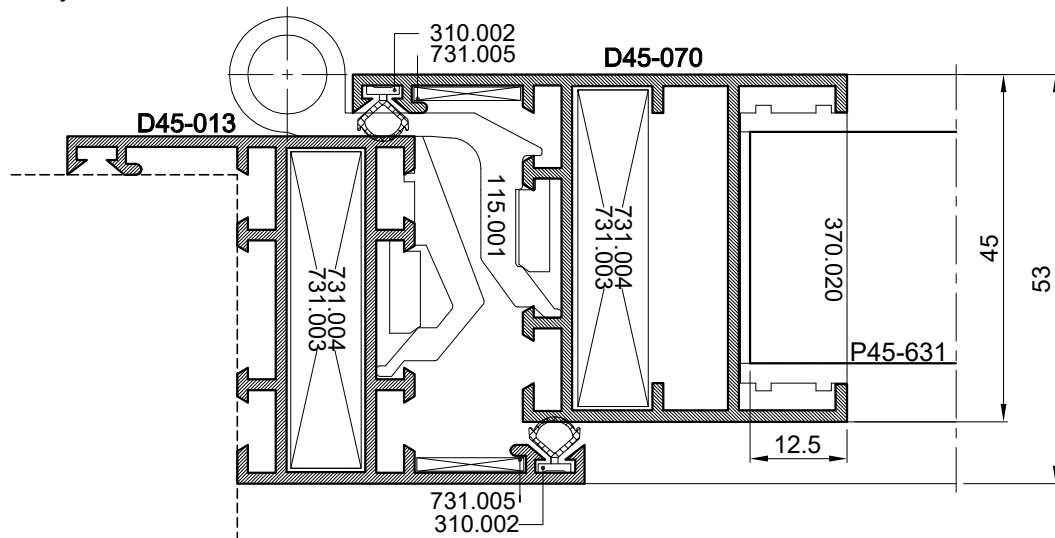




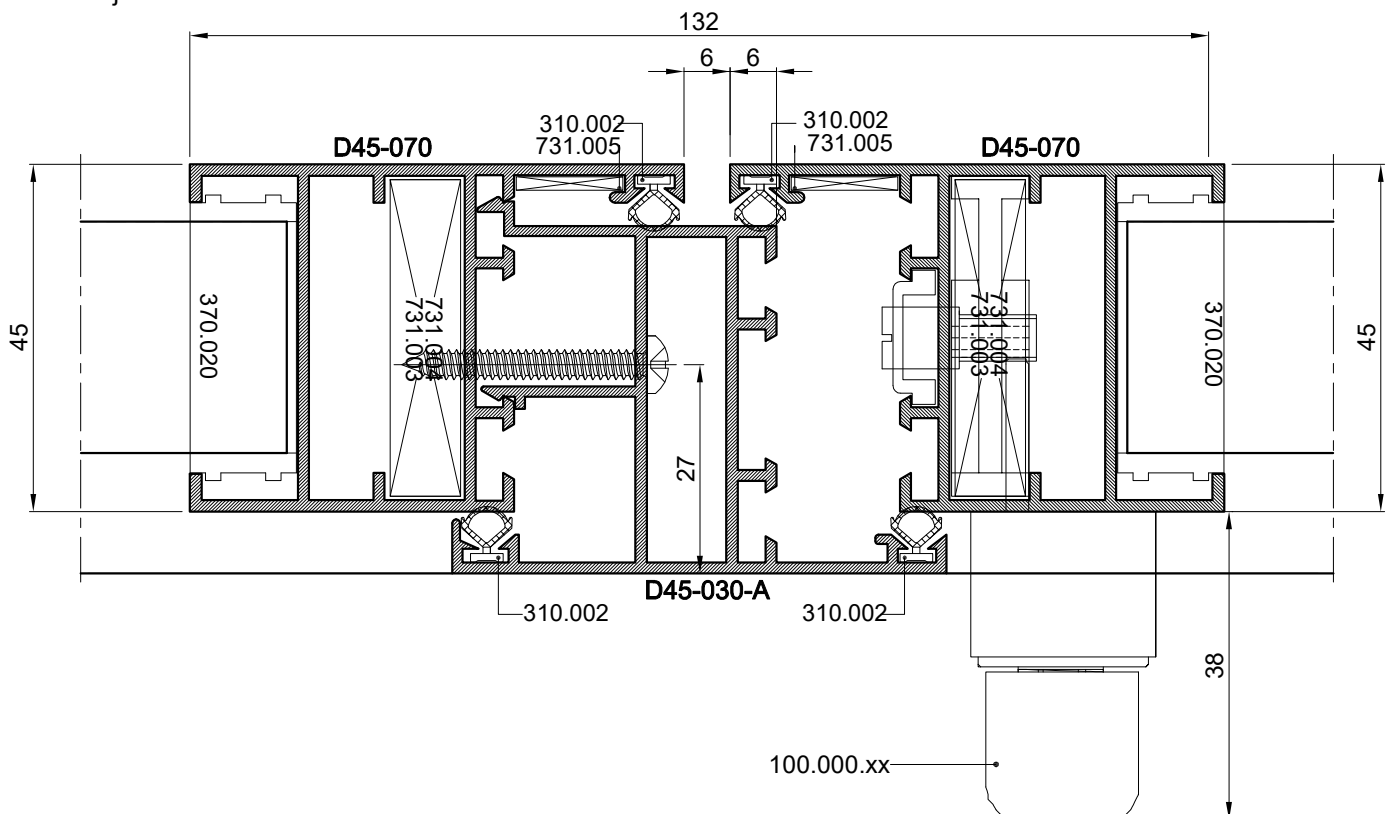
Grilja s fiksnim lamelama-Typ1


Mjera pilanja lamela P45-631 je  $L(P45-631)=Lkrila-103$

Presjek 1



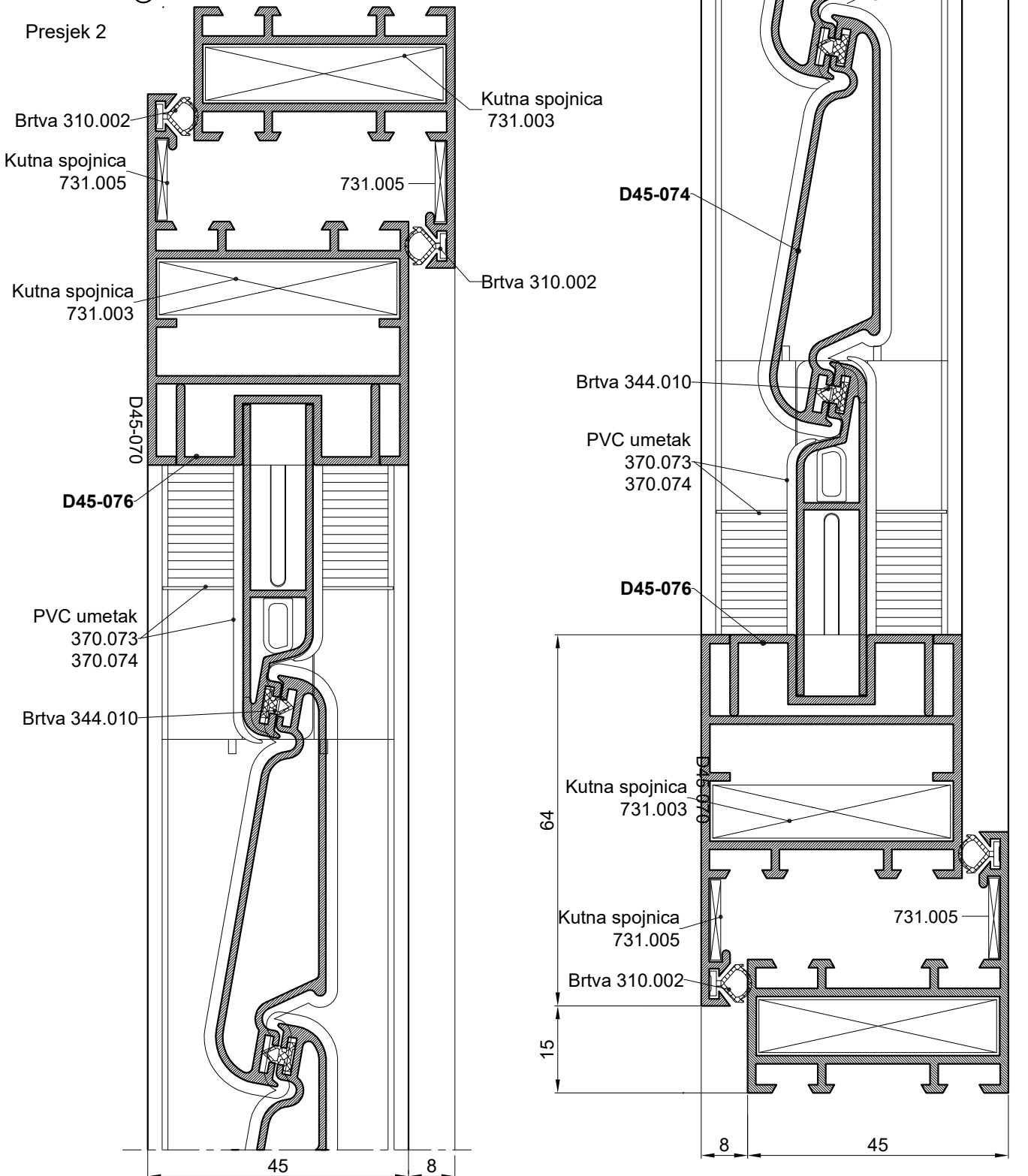
Presjek 2

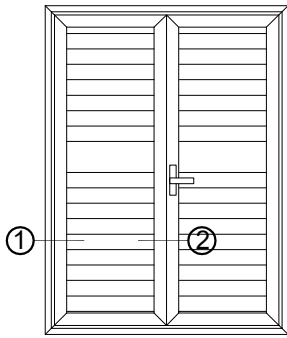




Jednokrilna grilja s pokretnom ispunom  
D45-074

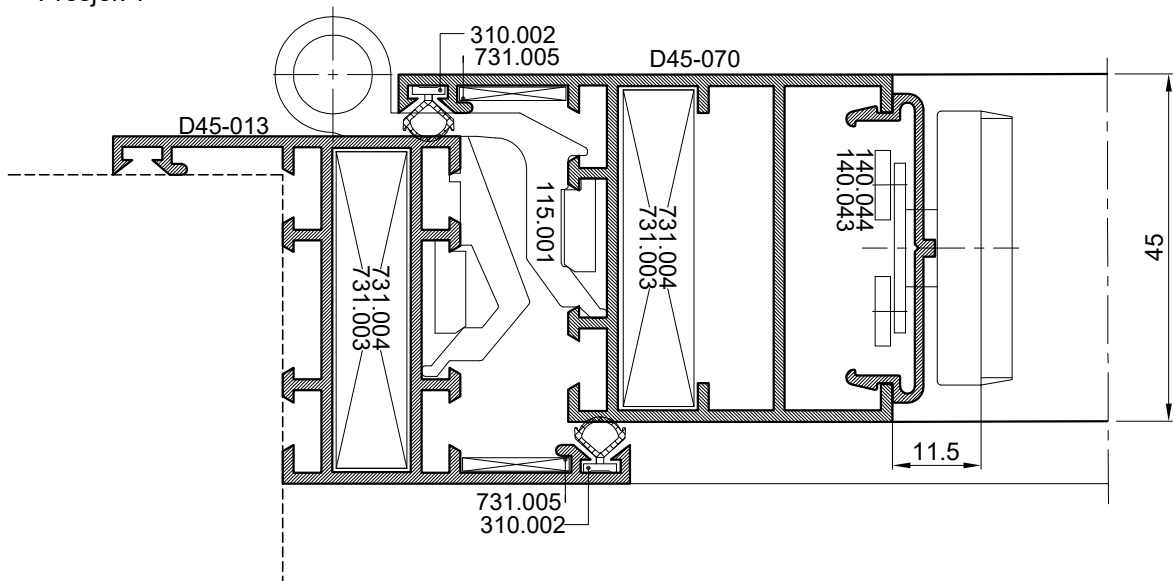
Presjek 1



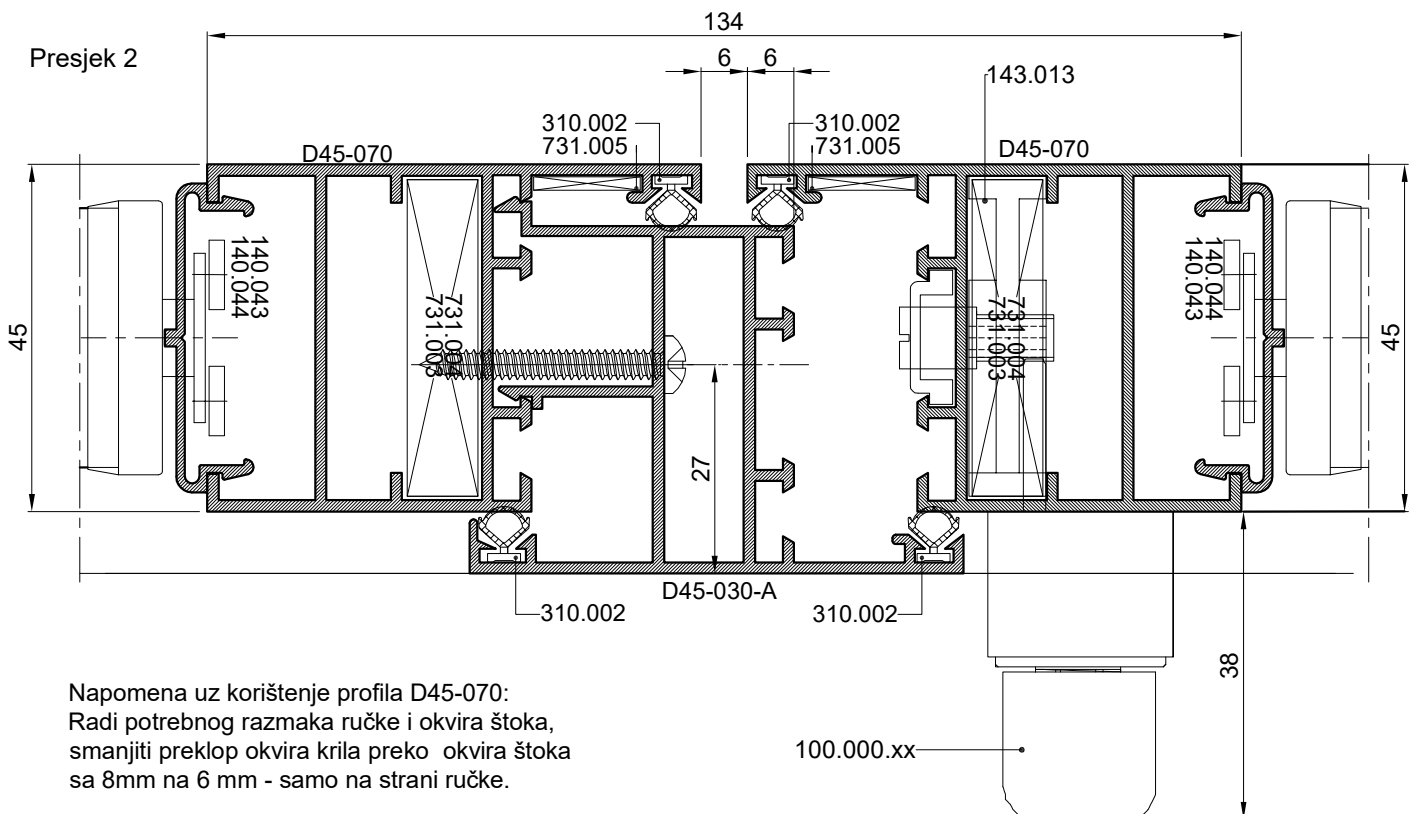


Dvokrilna grilja s pokretnom ispunom

Presjek 1

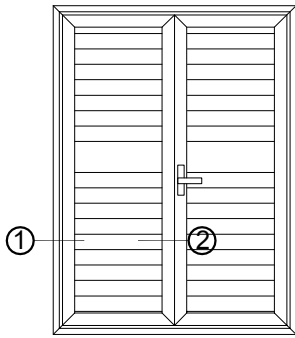


Presjek 2



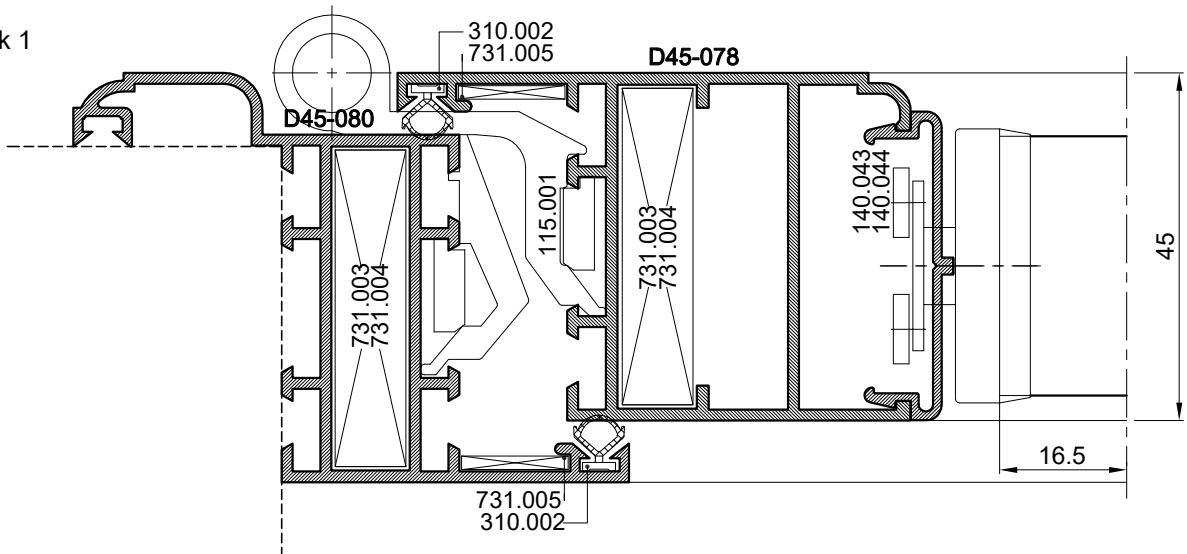
Napomena uz korištenje profila D45-070:  
Radi potrebnog razmaka ručke i okvira štoka,  
smanjiti preklap okvira krila preko okvira štoka  
sa 8mm na 6 mm - samo na strani ručke.

100.000.xx

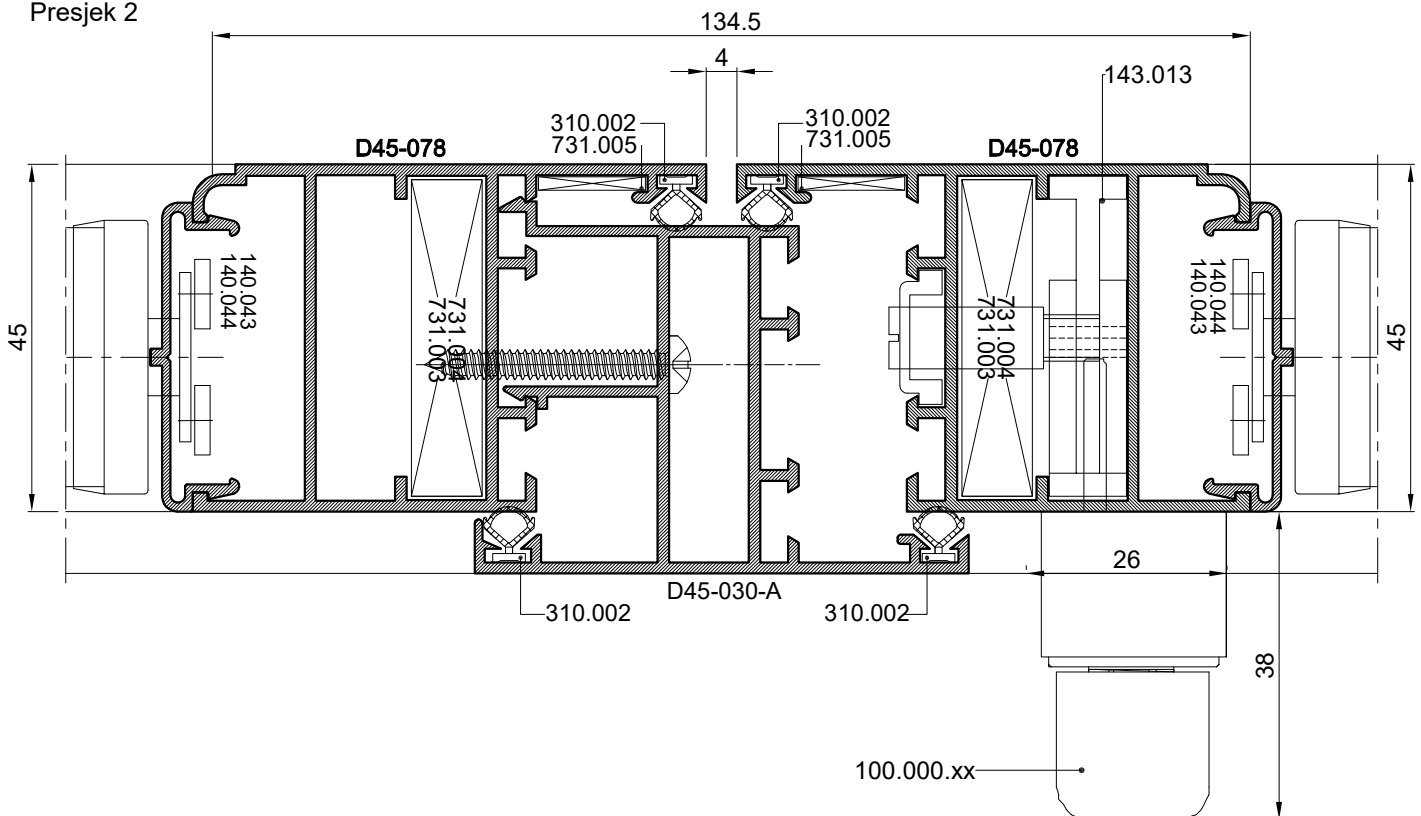


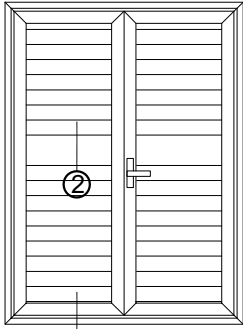
Dvokrilna grilja s pokretnom ispunom

Presjek 1



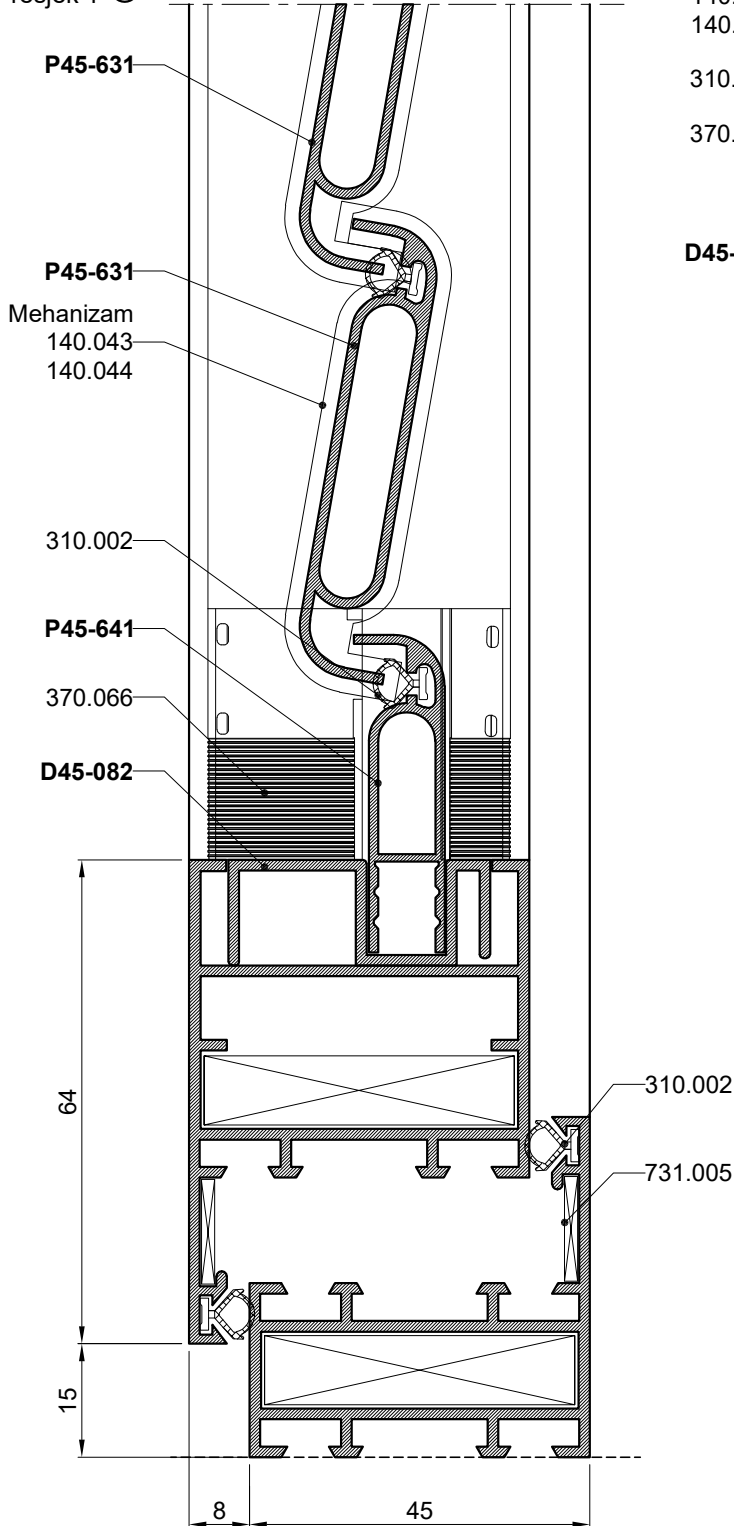
Presjek 2



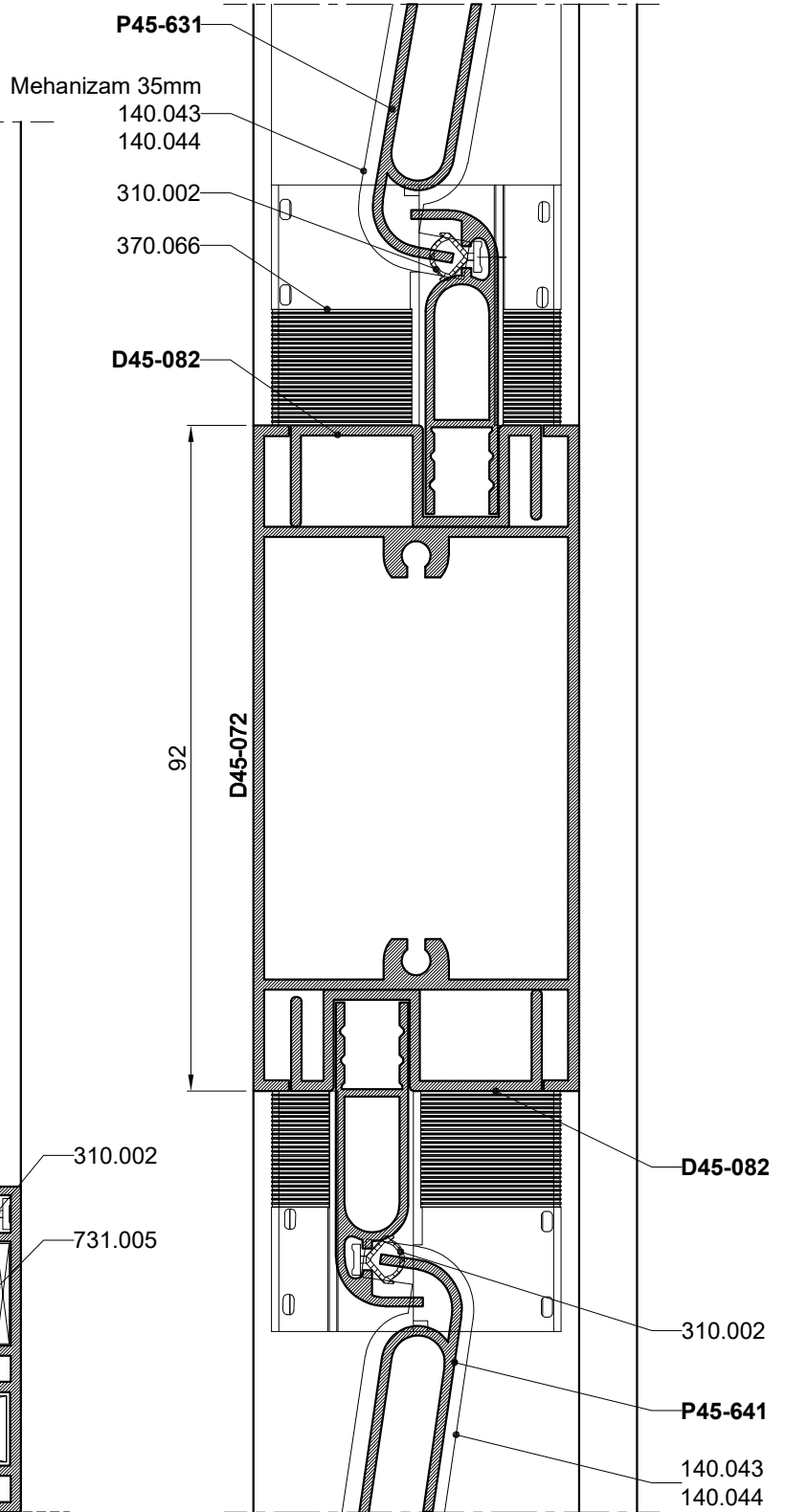


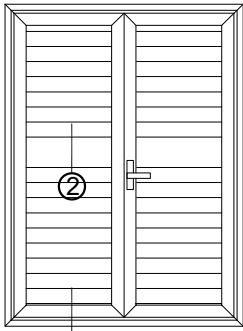
Dvokrilna grilja s pokretnom ispunom i prečkom

Presjek 1 ①

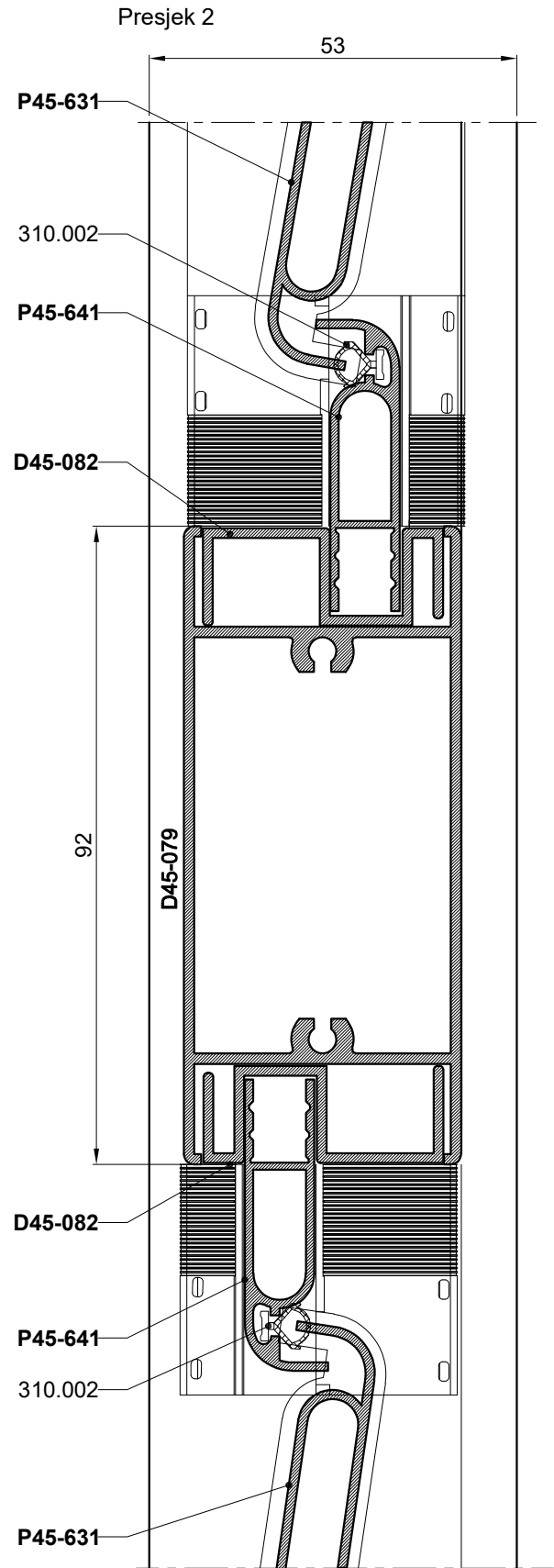
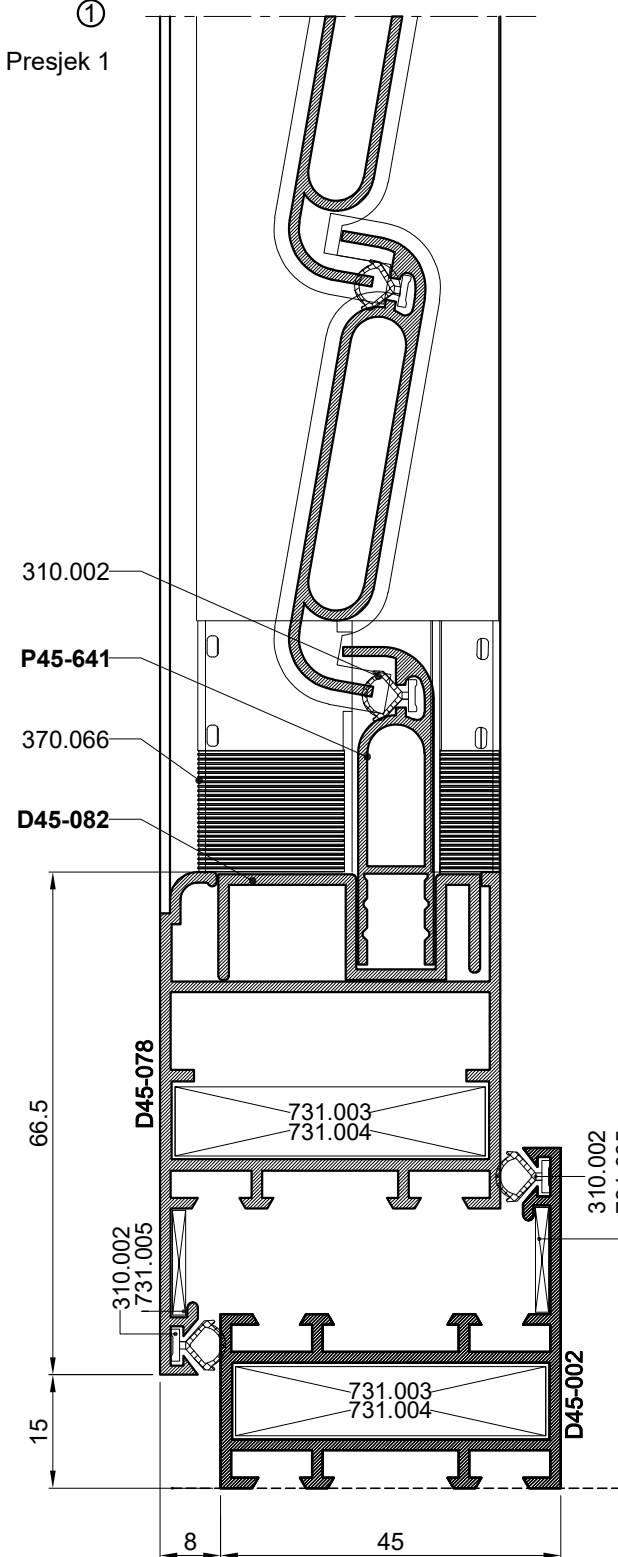


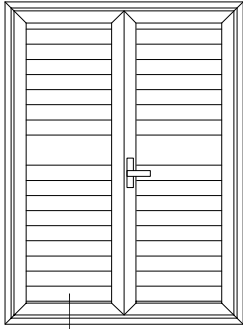
Presjek 2





Dvokrilna grilja s pokretnom ispunom i prečkom

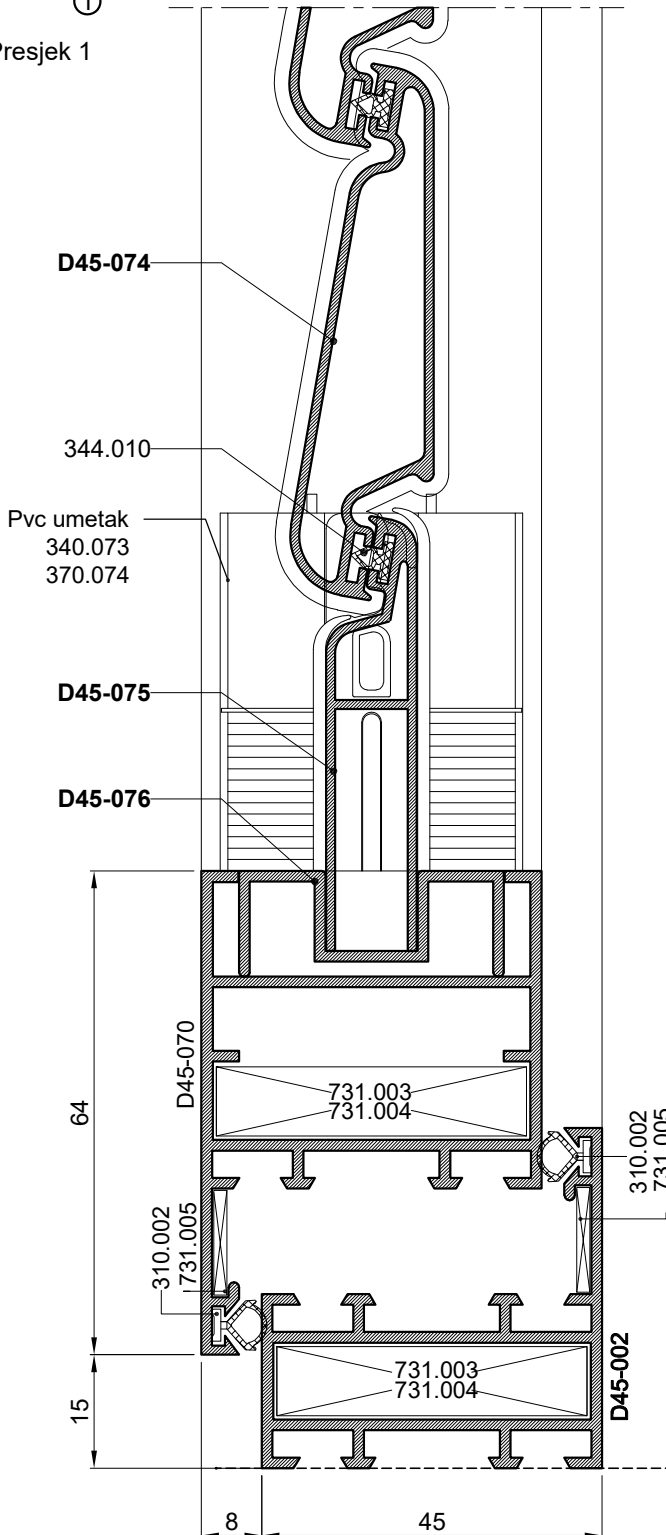




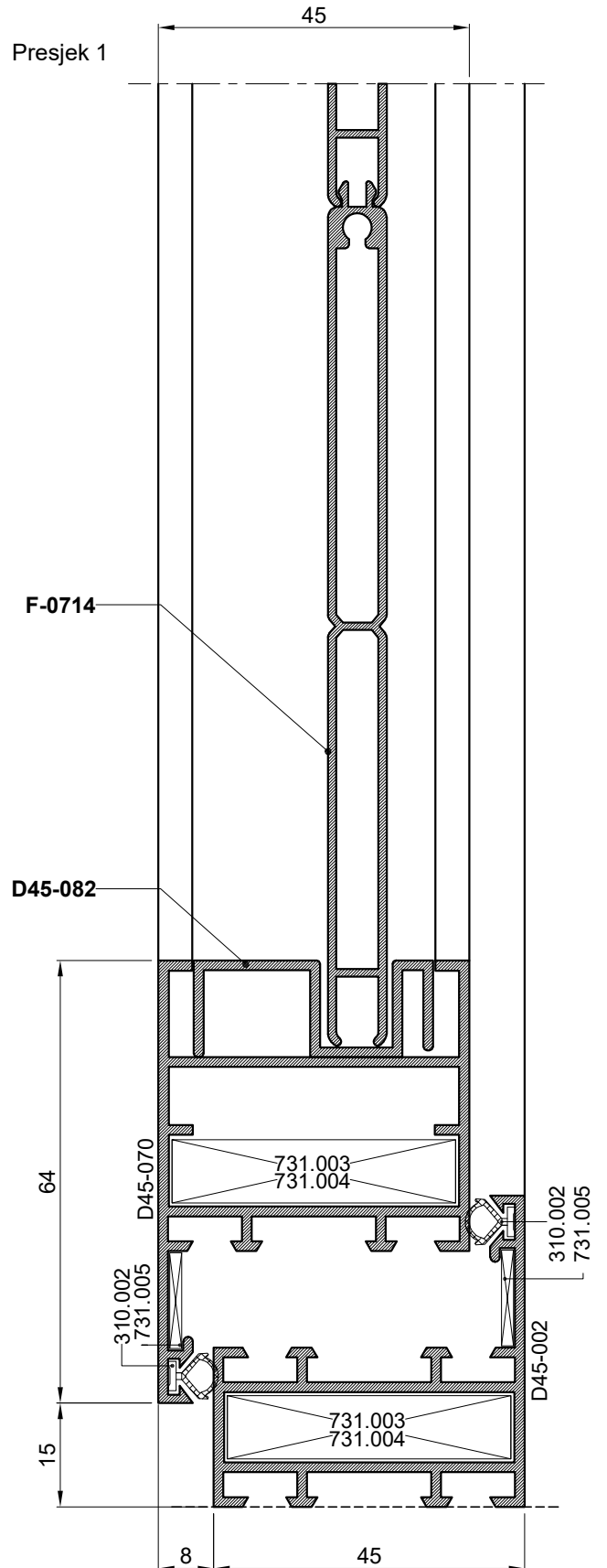
Dvokrilna grilja s pokretnom ili fiksnom ispunom i prečkom

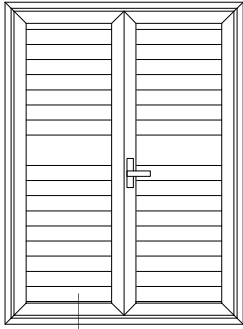
①

Presjek 1

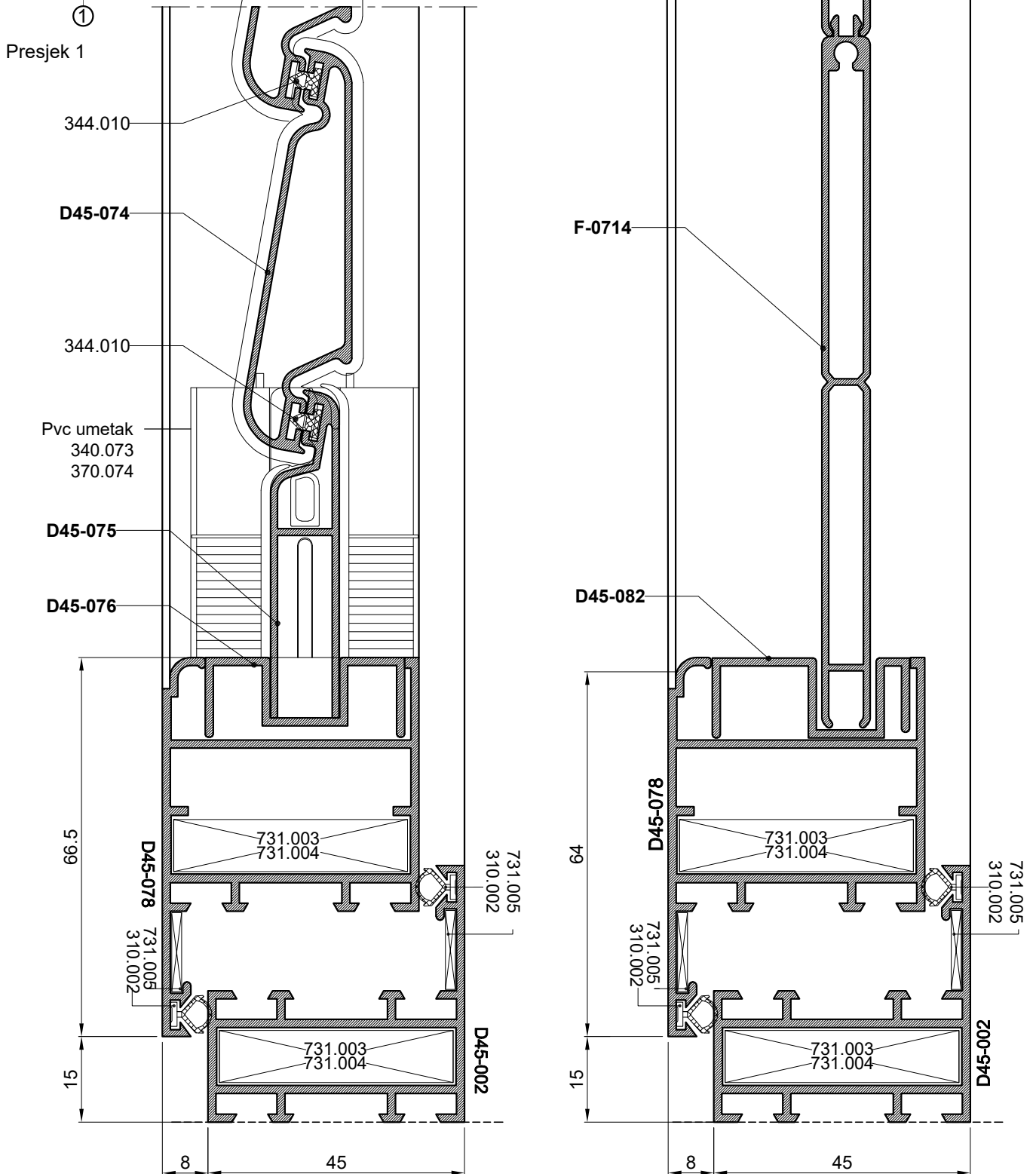


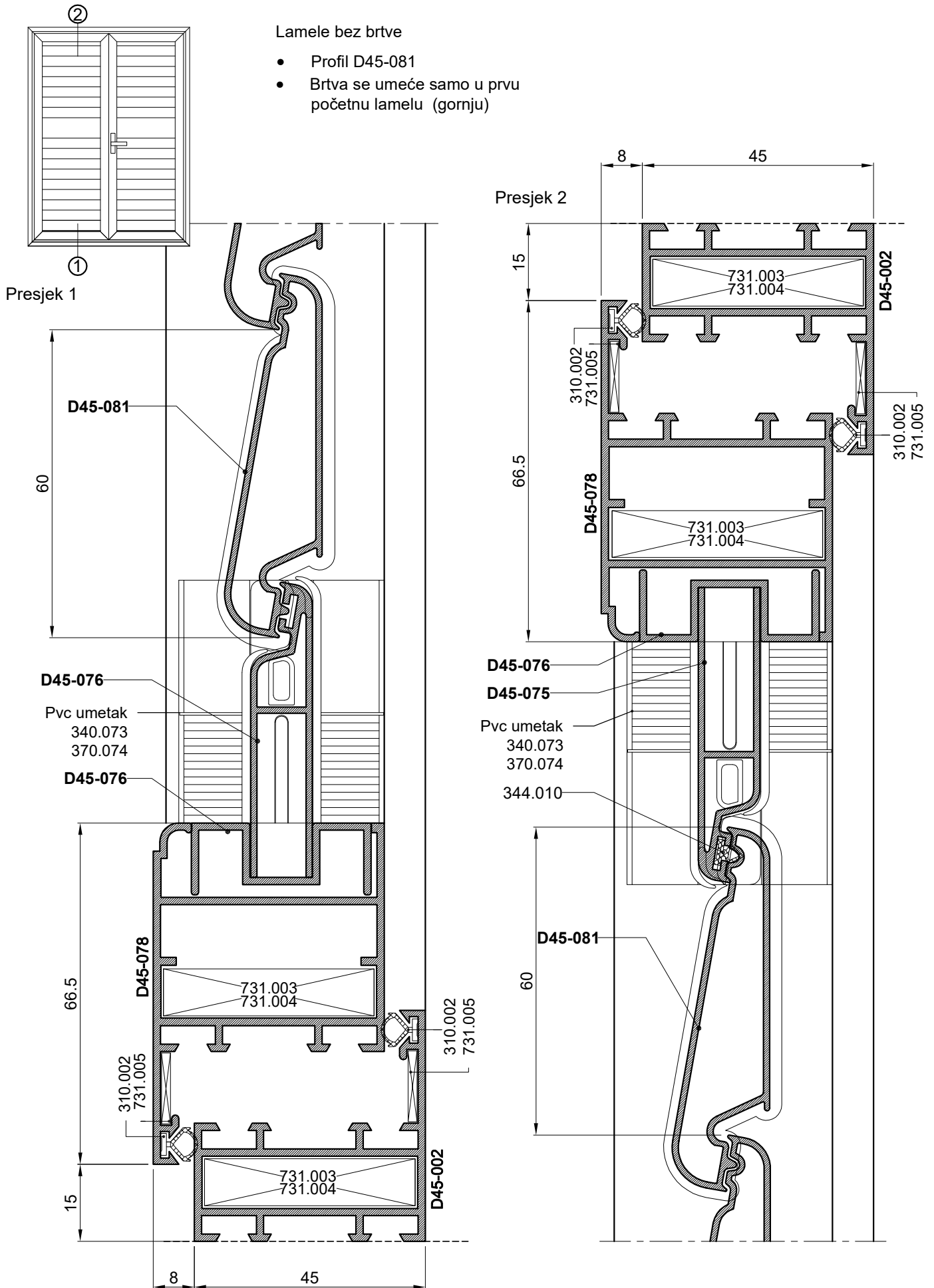
Presjek 1





Dvokrilna grilja s pokretnom ili fiksnom ispunom i prečkom



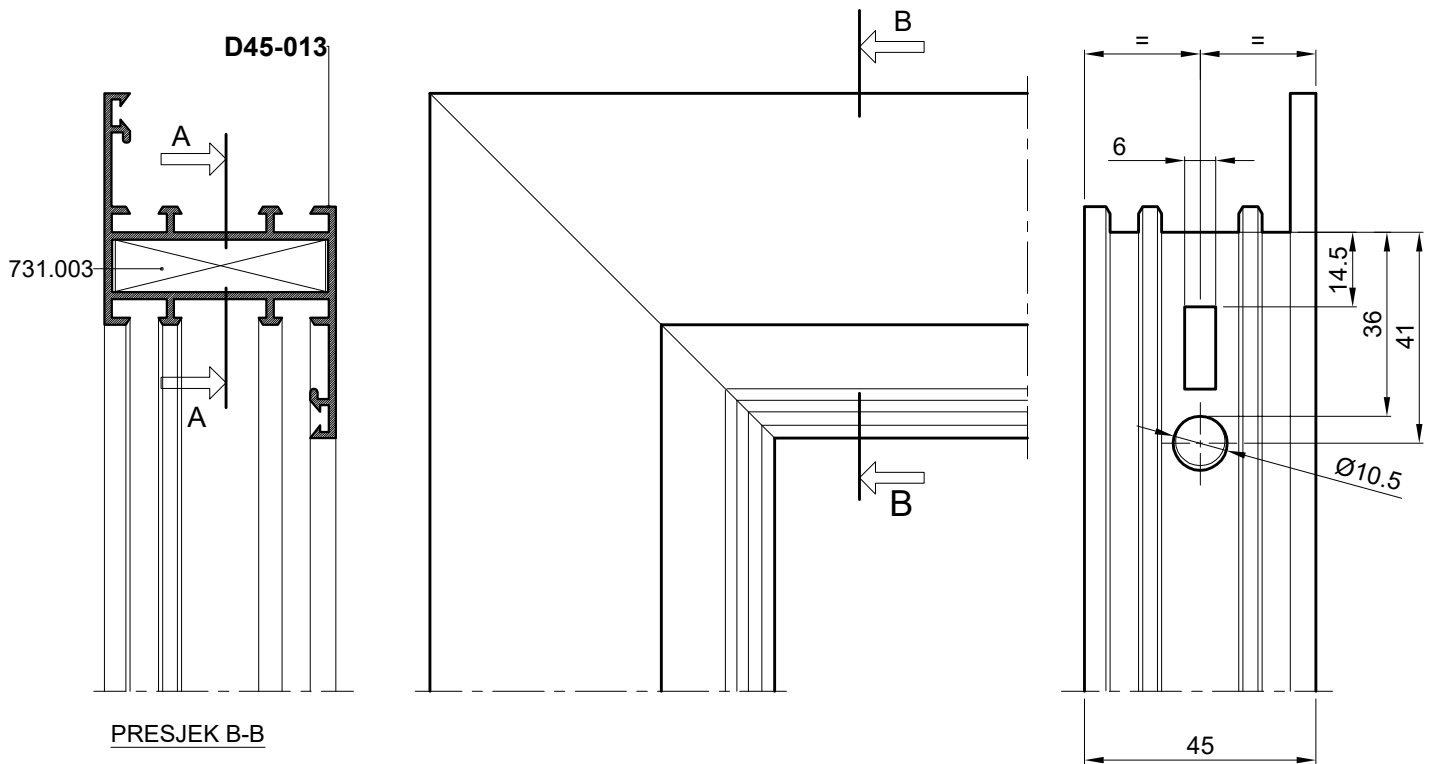




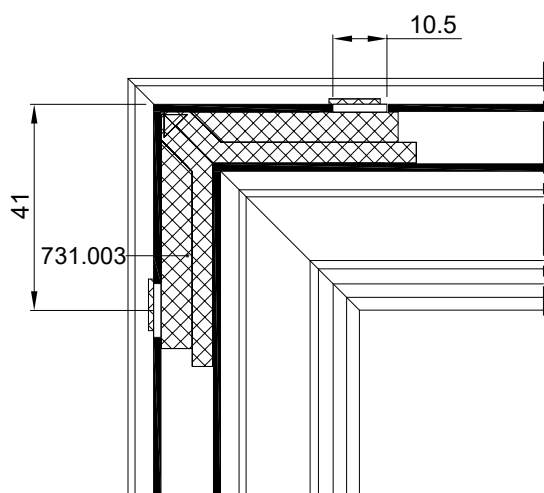
# Obrada i montaža /Grilja Dalmo/



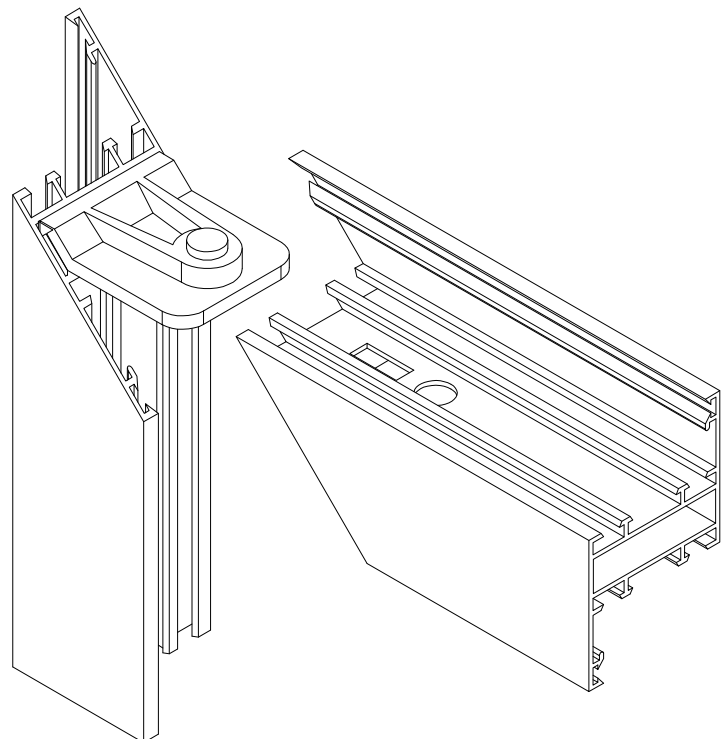
SPAJANJE PROFILA D45-013 KUTNIKOM 731.003



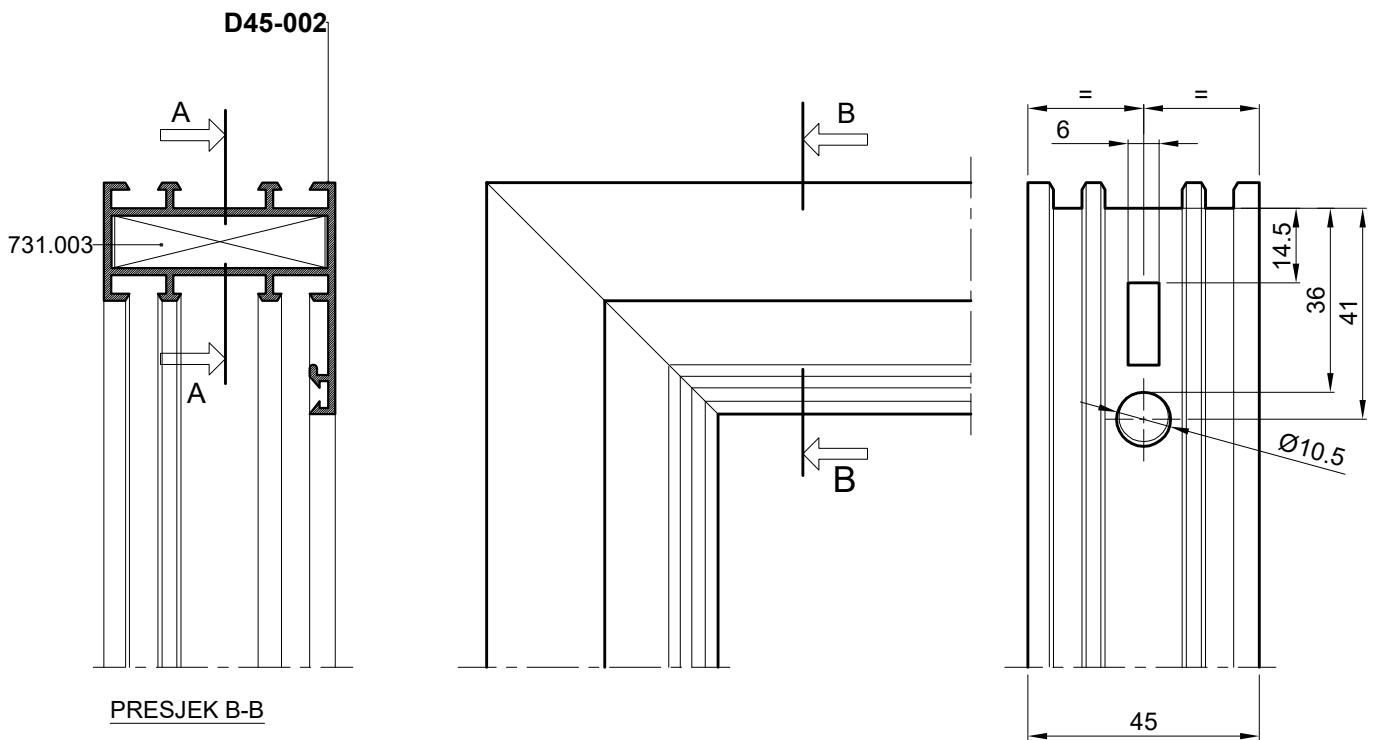
Spajanje kutnikom 731.003 s predobradom štancanja



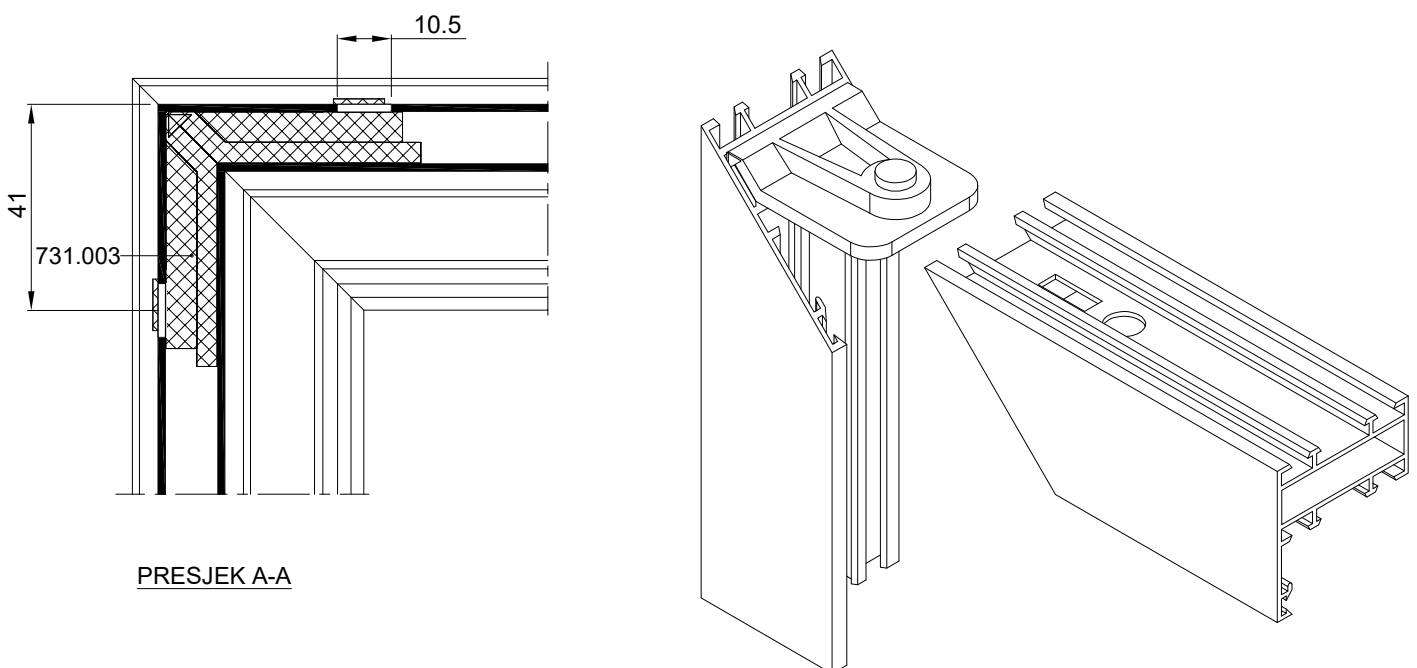
PRESJEK A-A



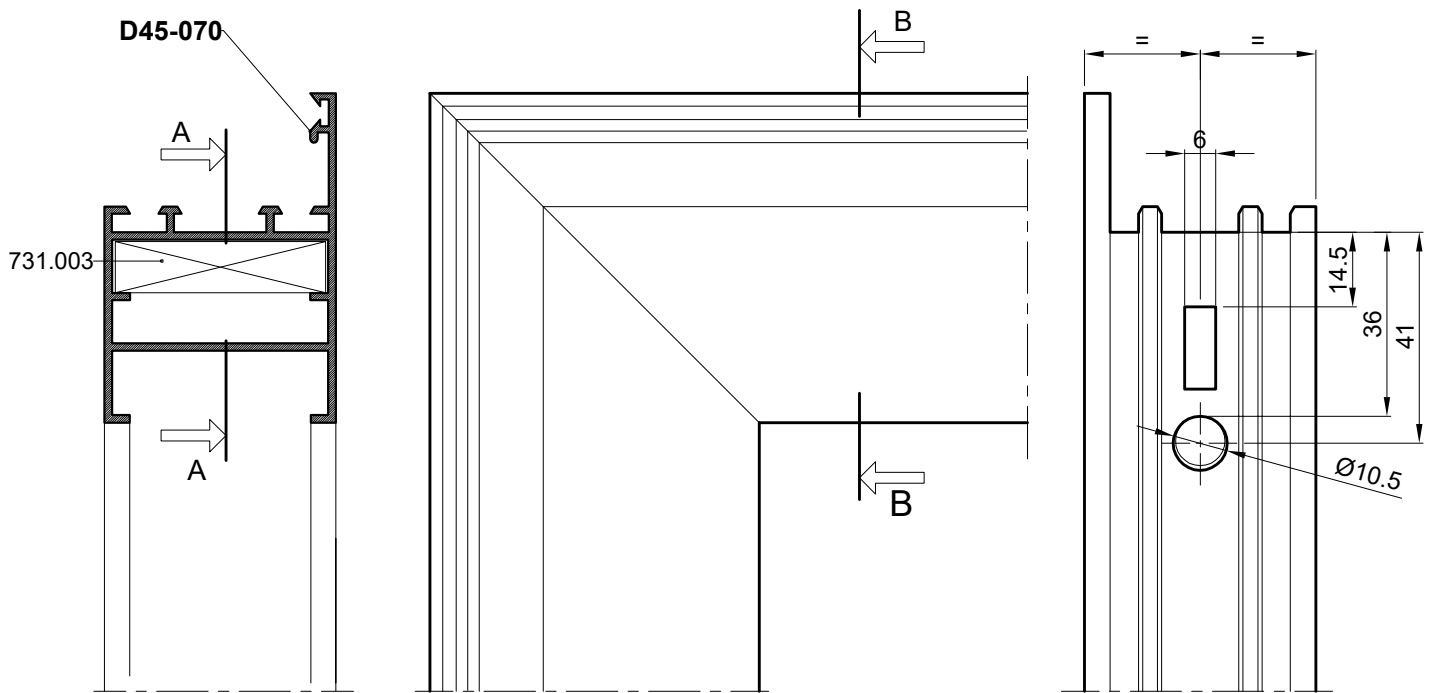
SPAJANJE PROFILA D45-002 KUTNIKOM 731.003



Spajanje kutnikom 731.003 s predobradom štancanja

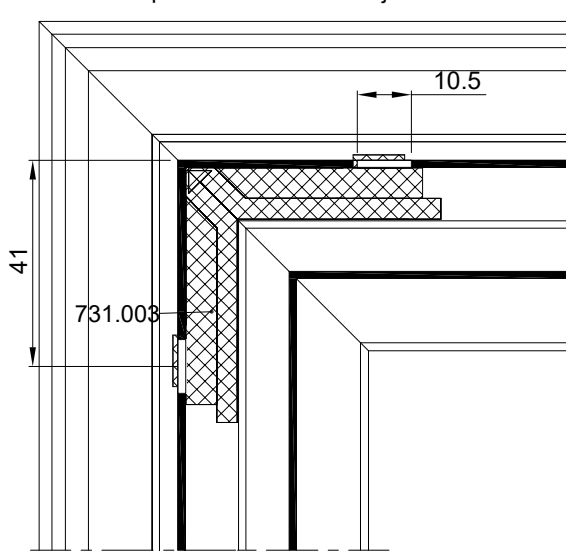


SPAJANJE PROFILA D45-070 KUTNIKOM 731.003

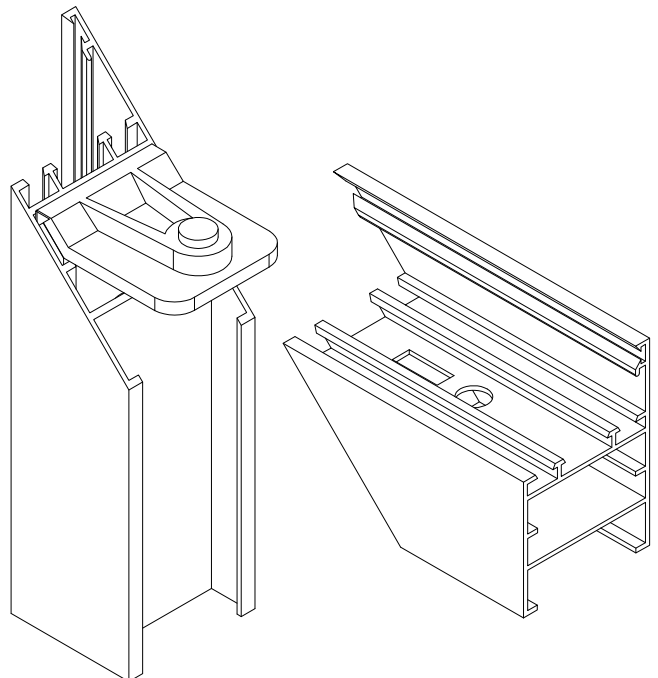


PRESJEK B-B

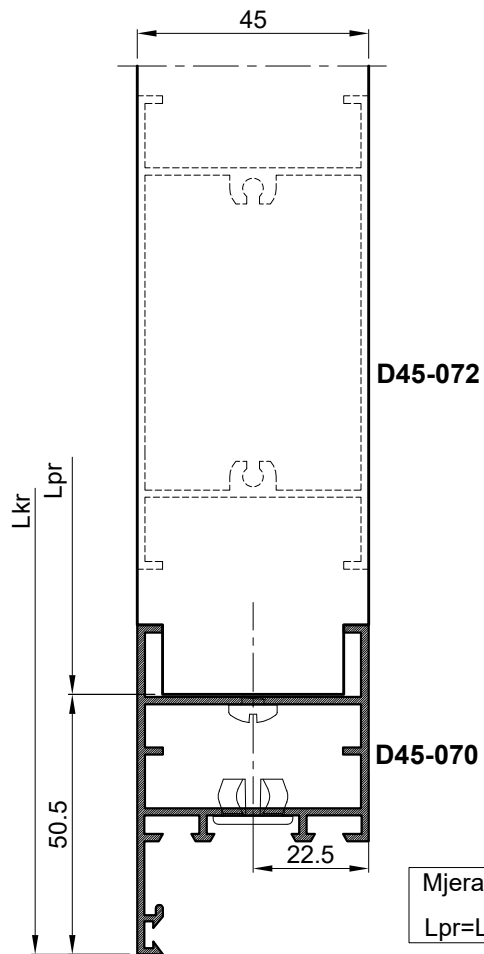
Spajanje kutnikom 731.003 s predobradom štancanja



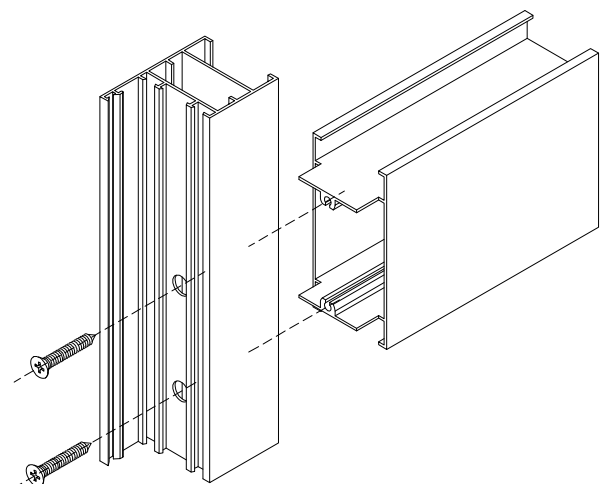
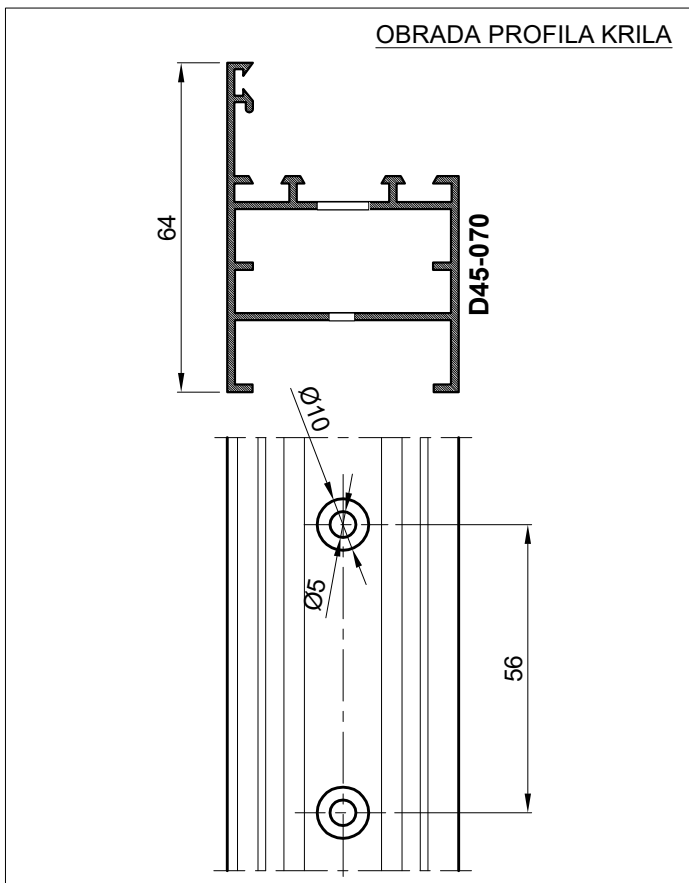
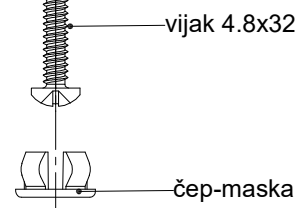
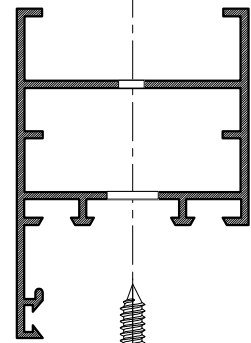
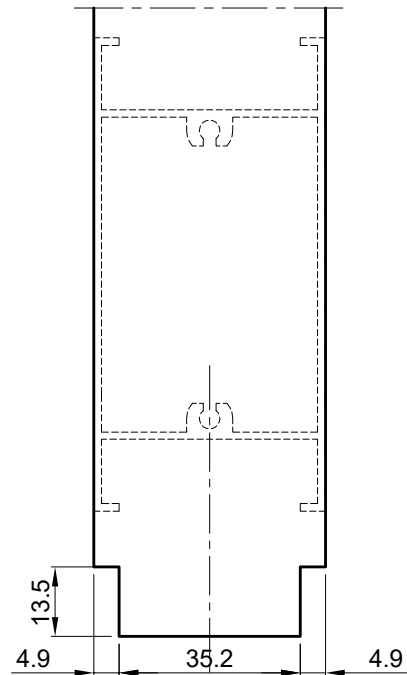
PRESJEK A-A



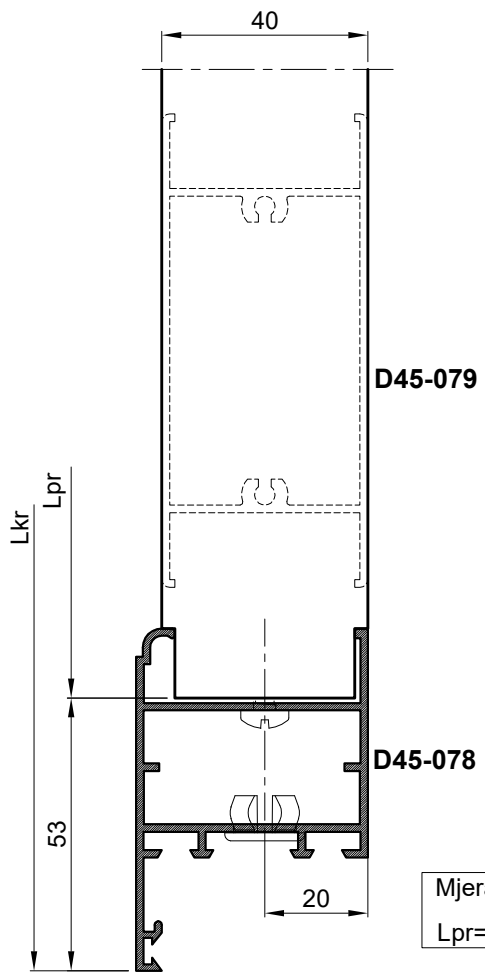
### SPAJANJE PROFILA PREČKE D45-072 PREMA PROFILU KRILA D45-070



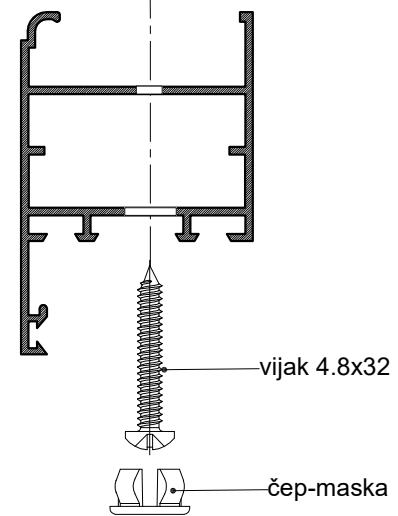
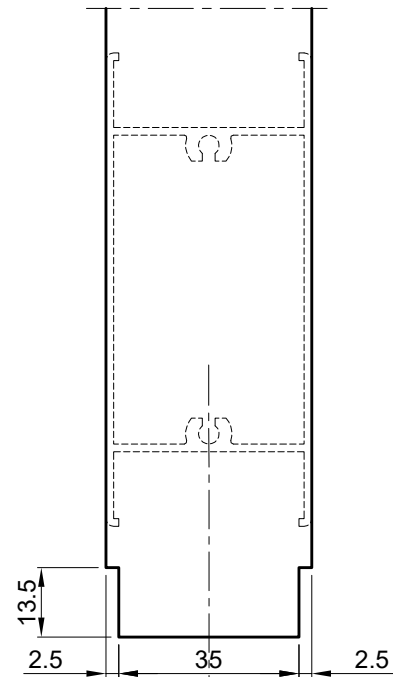
Mjera pilanja prečke:  
Lpr=Lkr - 101



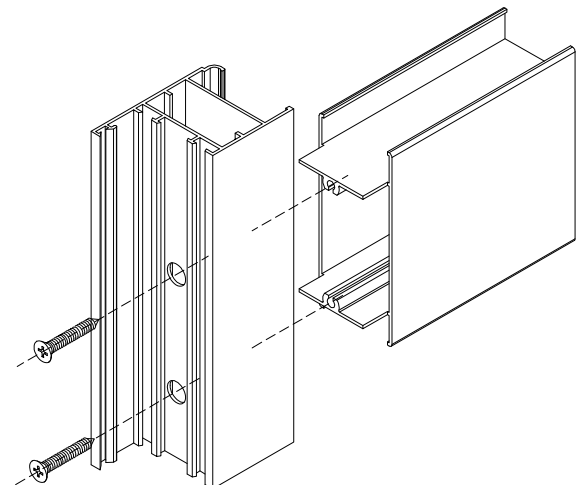
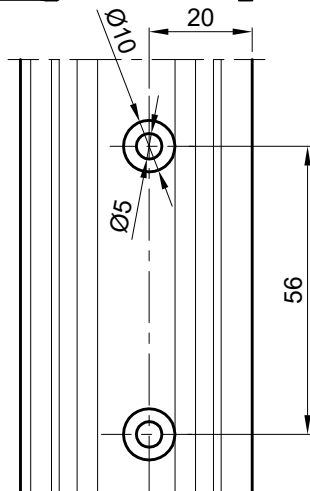
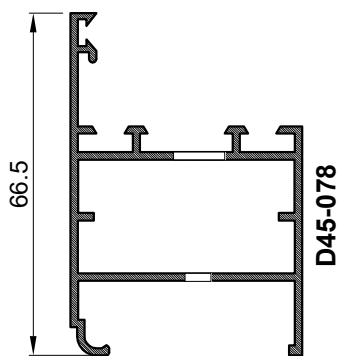
### SPAJANJE PROFILA PREČKE D45-079 PREMA PROFILU KRILA D45-078



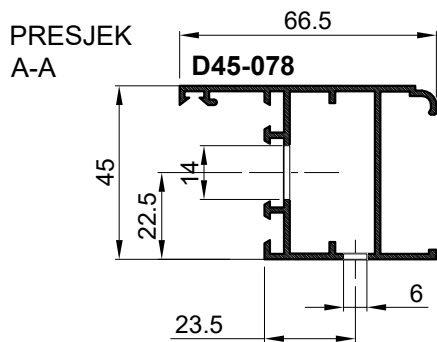
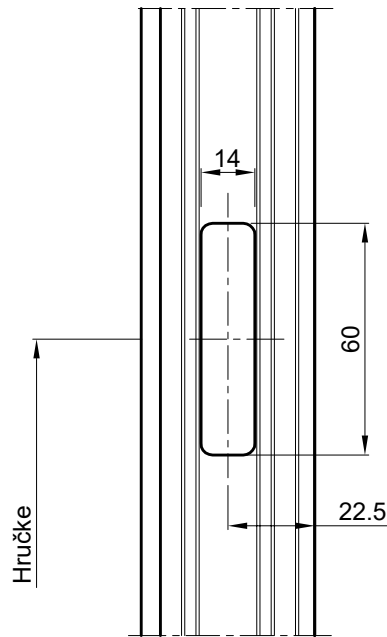
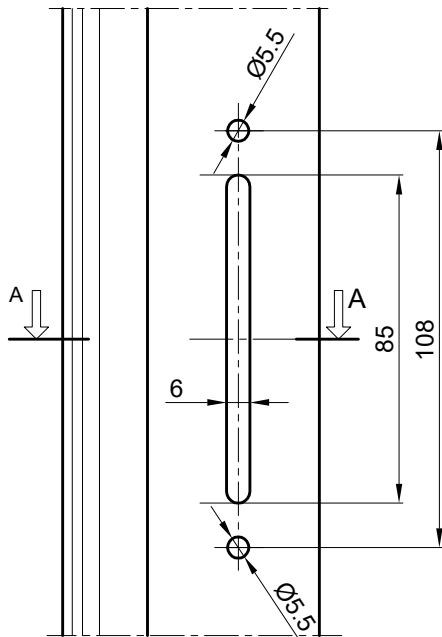
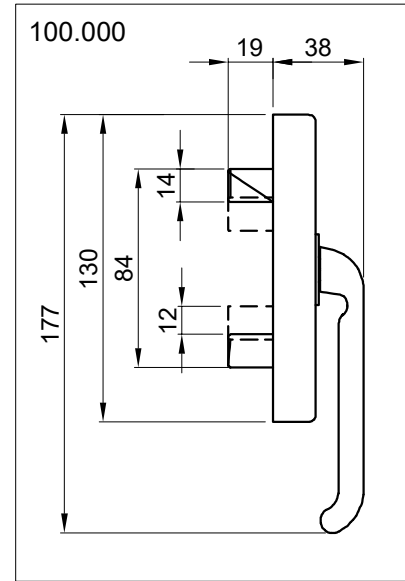
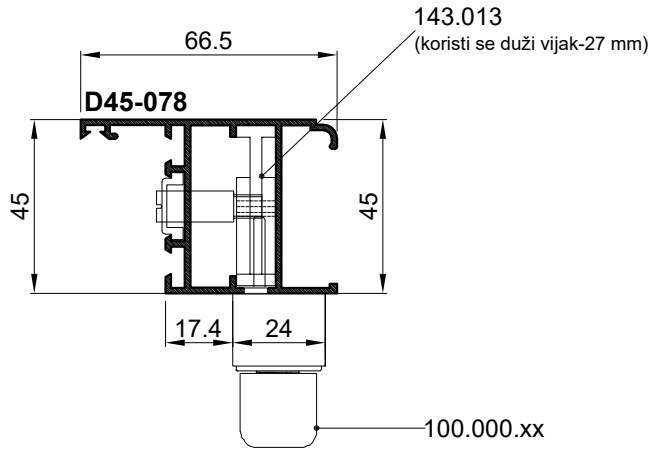
Mjera pilanja prečke:  
Lpr=Lkr - 106



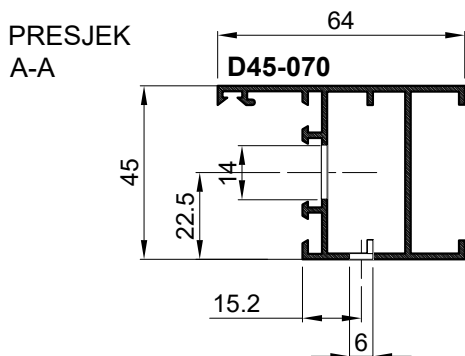
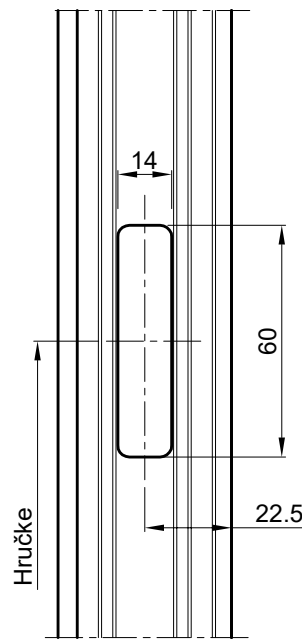
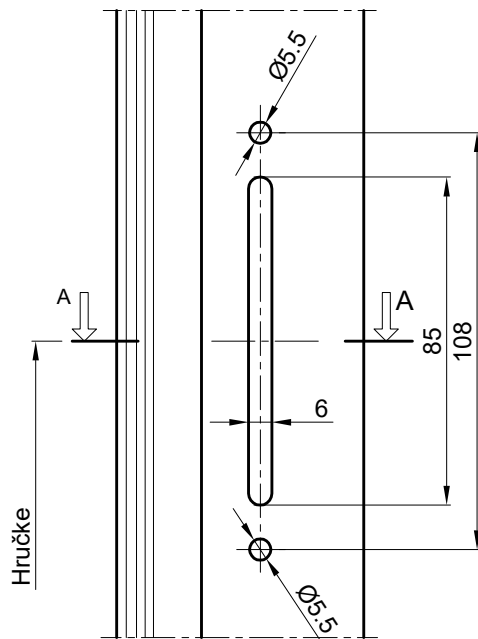
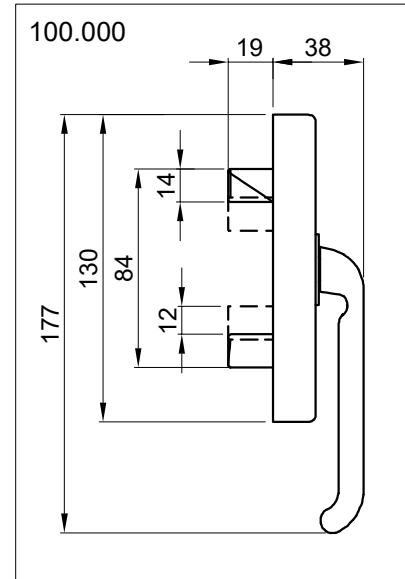
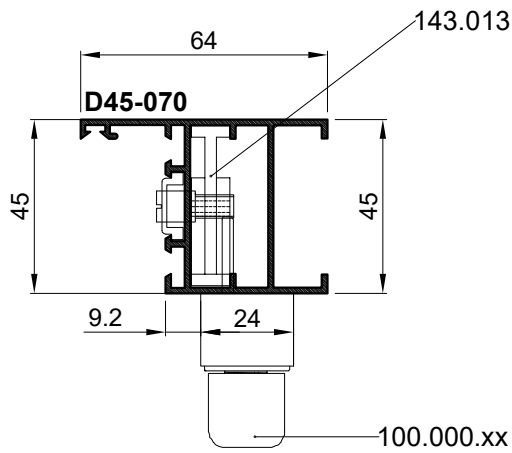
#### OBRADA PROFILA KRILA



### OBRADA PROFILA D45-078 ZA PROZORSKU RUČKU 100.000.xx SA art. 143.013

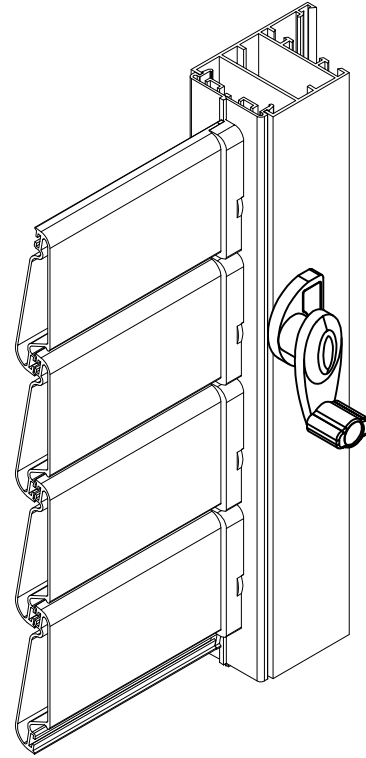
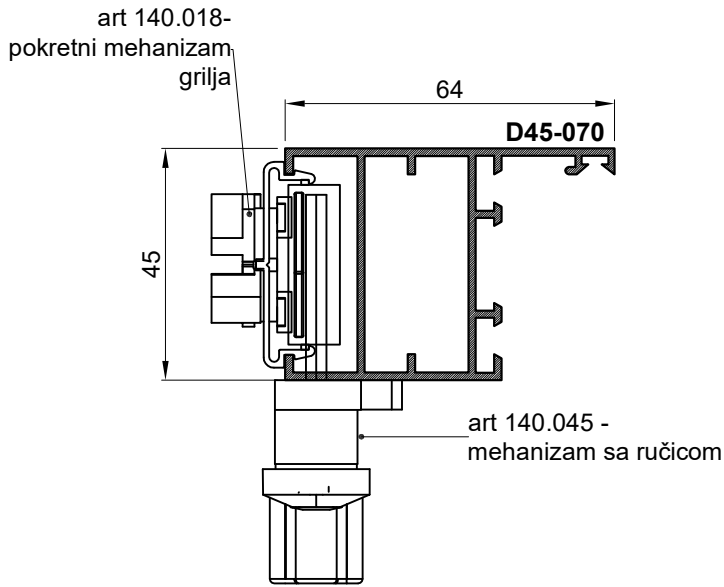


### OBRADA PROFILA D45-070 ZA PROZORSKU RUČKU 100.000.xx SA art. 143.013

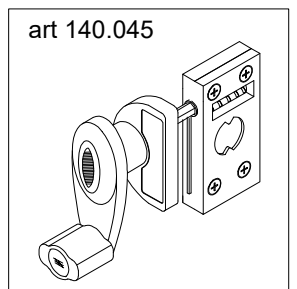
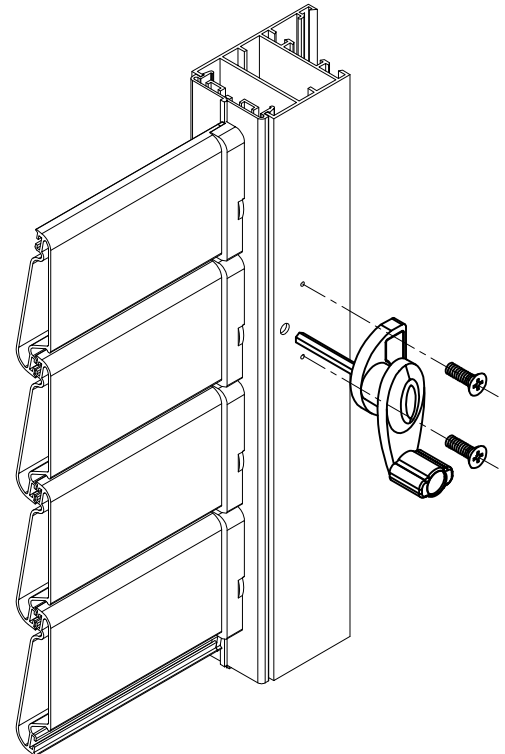
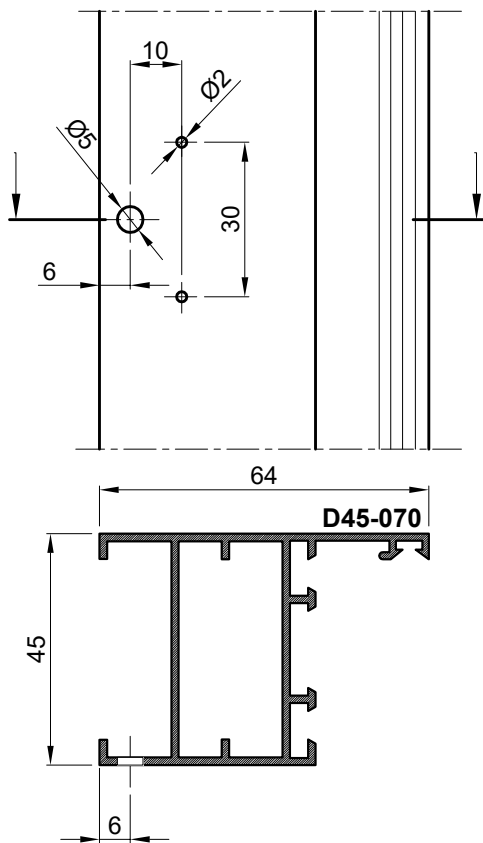


Napomena:  
Radi potrebnog razmaka ručke i okvira štoka, smanjiti preklap okvira krila preko okvira štoka sa 8mm na 6 mm - samo na strani ručke.

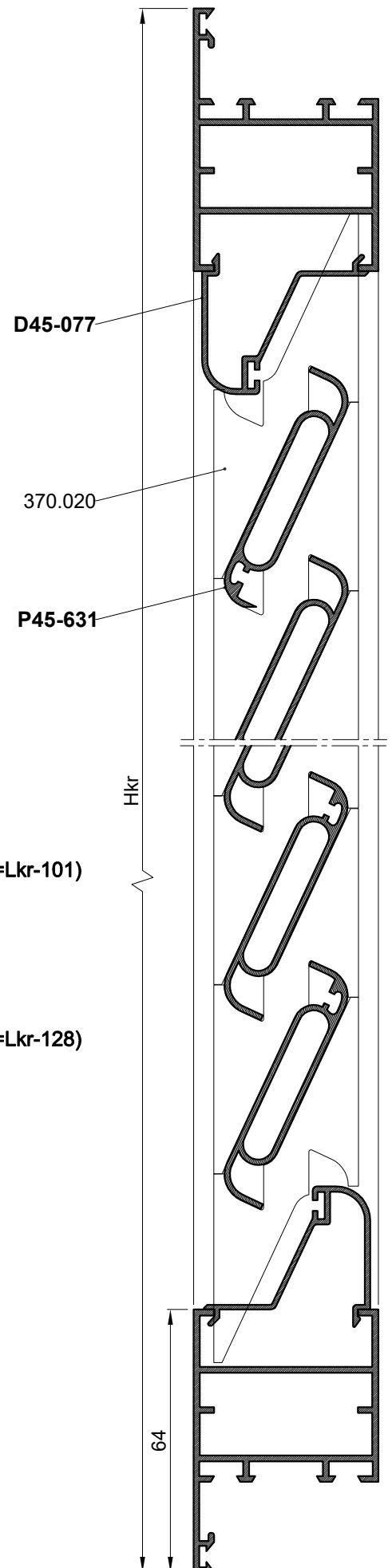
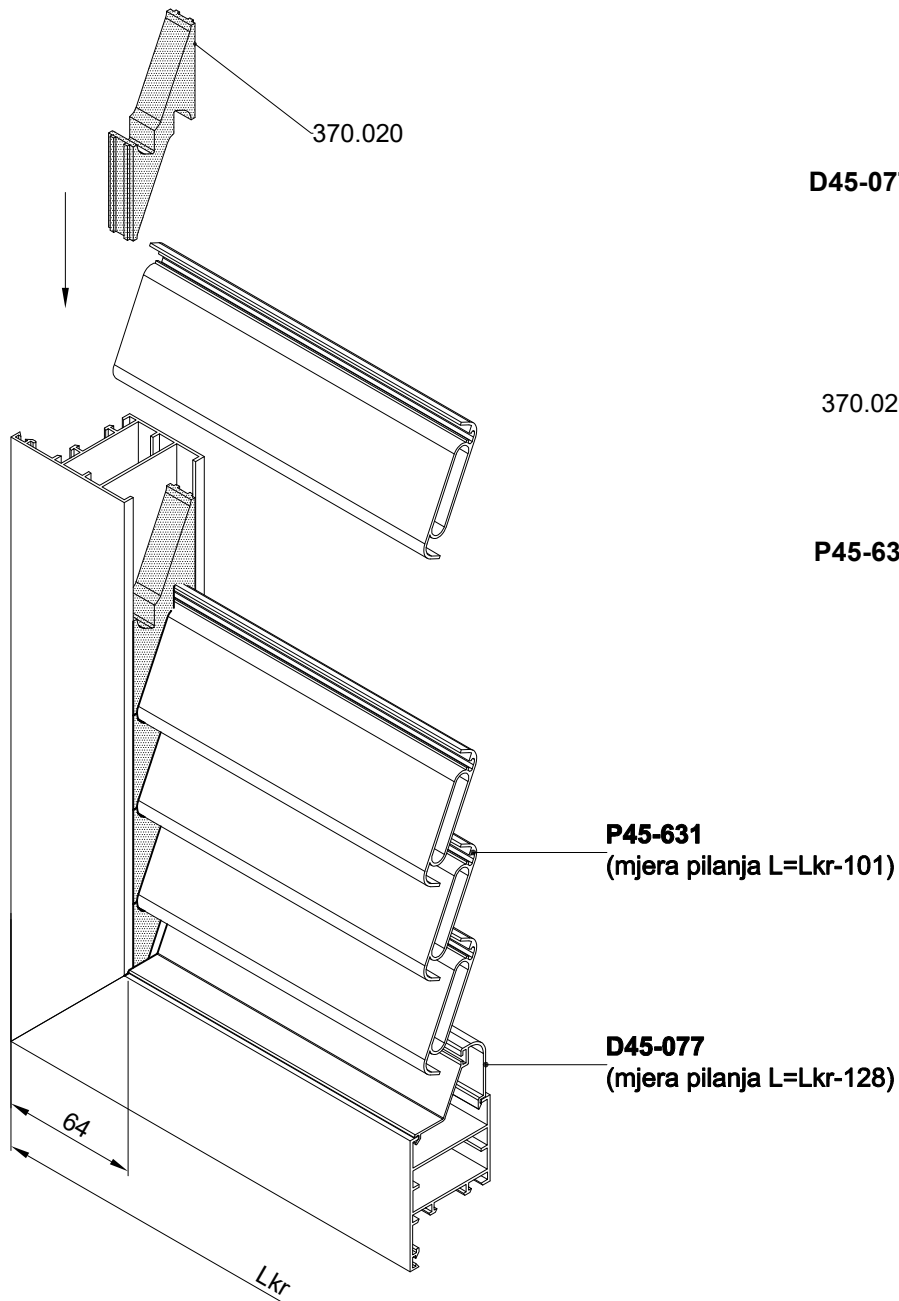
**UGRADNJA MEHANIZMA SA RUČICOM ( art.140.018) ZA POKRETANJE MAHANIZMA GRILJA (35 mm)**



OBRADA ZA UGRADNJU RUČICE



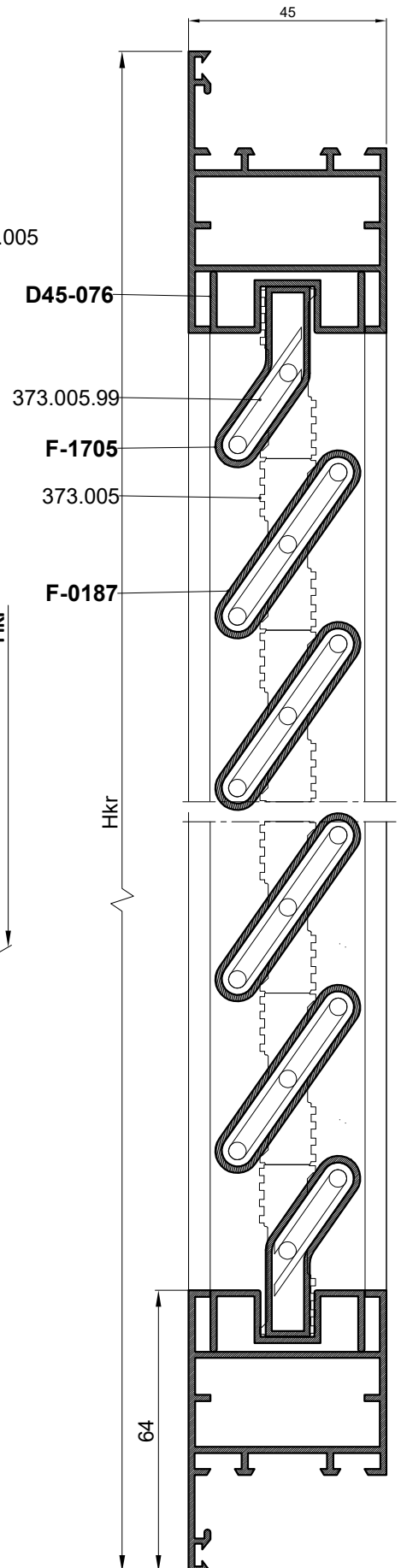
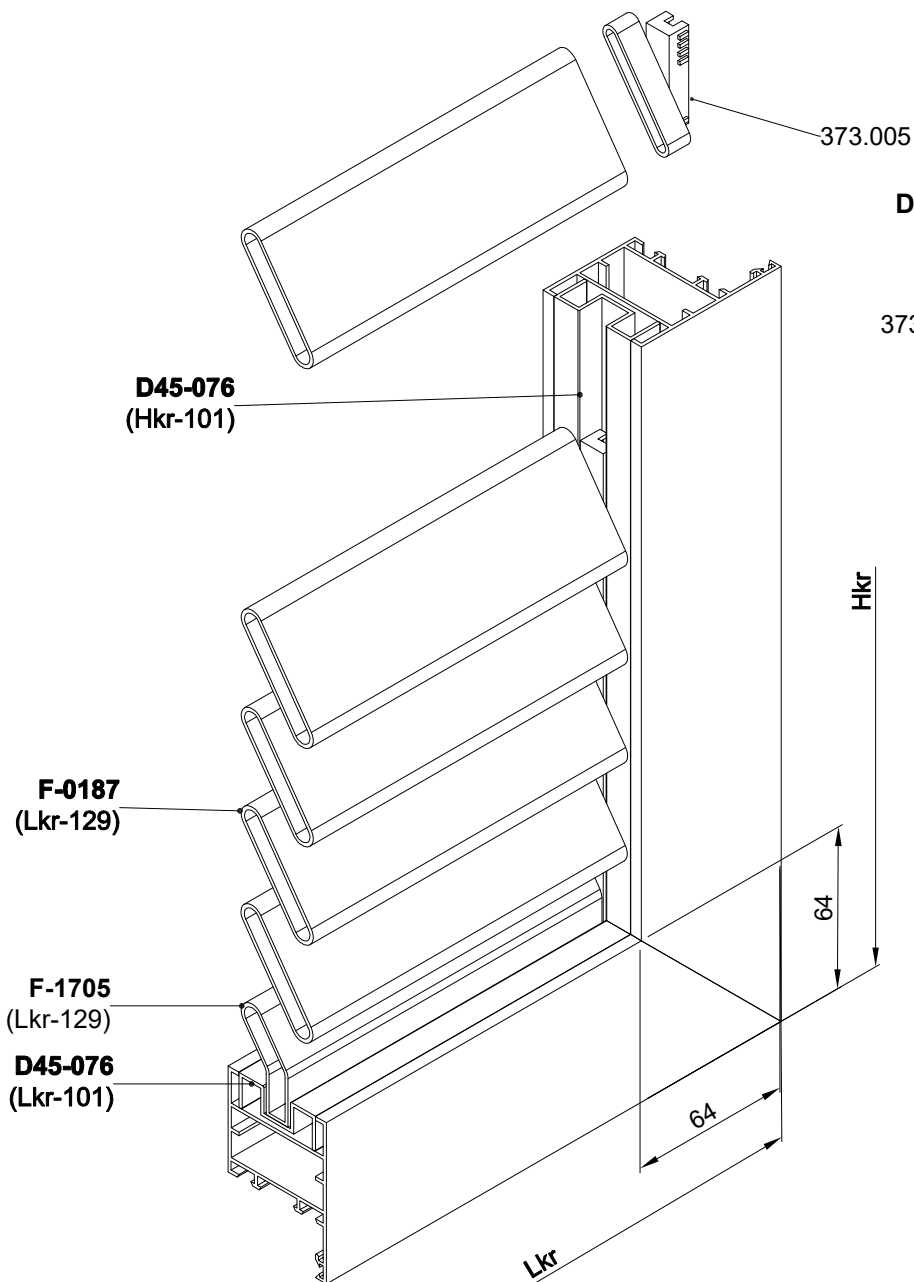
### Ugradnja fiksne ispune u krilo grilje



Način ugradnje fiksne ispune u krilo grilje:

1. Na okviru krila grilje skinuti gornji vodoravni pojas krila
2. Umetnuti početni profil D45-077
3. Umetati po visini pvc umetke art.370.020 (lijevo i desno) i profile ispune P45-631
4. Umetnuti završni profil D45-077 te vratiti vodoravni pojas krila

### Ugradnja fiksne ispune u krilo grilje

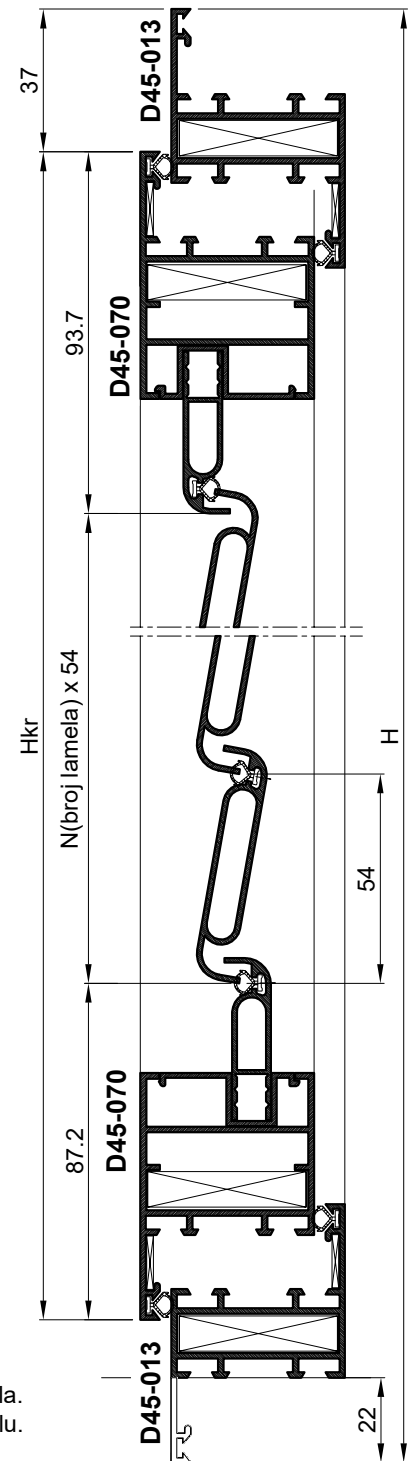
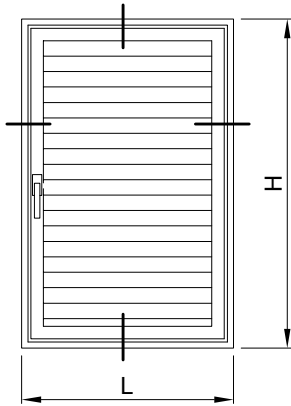


Način ugradnje fiksne ispune u krilo grilje:

1. Na okviru krila grilje skinuti gornji vodoravni pojas krila
2. Umetnuti početni profil D45-076, dolje te lijevo i desno
3. Umetati redom:
  - početni profil F-1705 sa umetcima 373.005.99 (obostrano)
  - profil ispune F-0187 sa umetcima 373.005 (obostrano)
  - završni profil F-1705 sa umetcima 373.005.99 (obostrano)
4. Umetnuti završni profil D45-076 te vratiti vodoravni pojas krila

Rezne liste  
/Grilja Dalmo/





PROFILI		kom	mjera	pilanje
D45-013	vodoravnica okvira	2	L	45-45
D45-013	okomica okvira	2	H	45-45
D45-070	vodoravnica krila	2	Lkr=L-76	45-45
D45-070	okomica krila	2	Hkr=H-74	45-45
D45-071	lajsna	2	Lkr-102	90-90
P45-641	početna lamela	2	Lkr-140	90-90
P45-631	lamele	N	Lkr-148	90-90
NC-1459	klizač			90-90

OKOVI		kom	
731.003	kutnik krila i rama	8	
731.005	pomoćni kutnik	8	
115.001.xx	šarka	2 (za Hkr<1500 mm); 3(zaHkr>1500)	
100.001.xx	ručka	1	
143.013	vezni elementi ručke	1	
140.045	ručica za pokretanje lamela	Broj lamela N/10	
143.018	zapinjač	2	
143.019	jednostrani prihvat zapinjača	2	
140.044	mehanizam za lamele 35 mm	L+D	
370.066	pvc umetak poč. i zav. lamele	2 (par)	

BRTVE		kom	mjera
310.002	brtva u krilu i rami		4L+4H
344.014	brtva na spoju lamela	N+1	Lkr-147

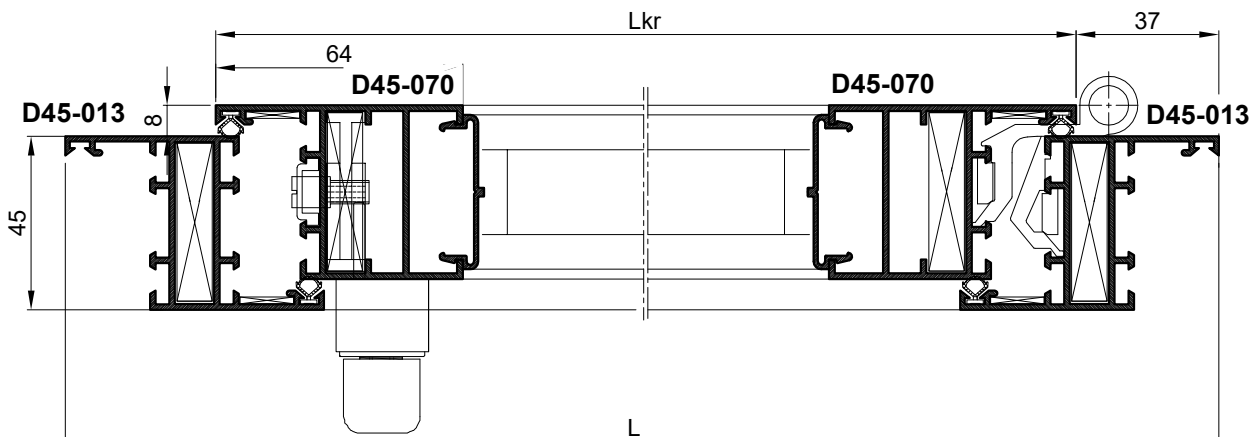
Broj lamela (P45-631) je  $N = (Hkr-181) / 54$

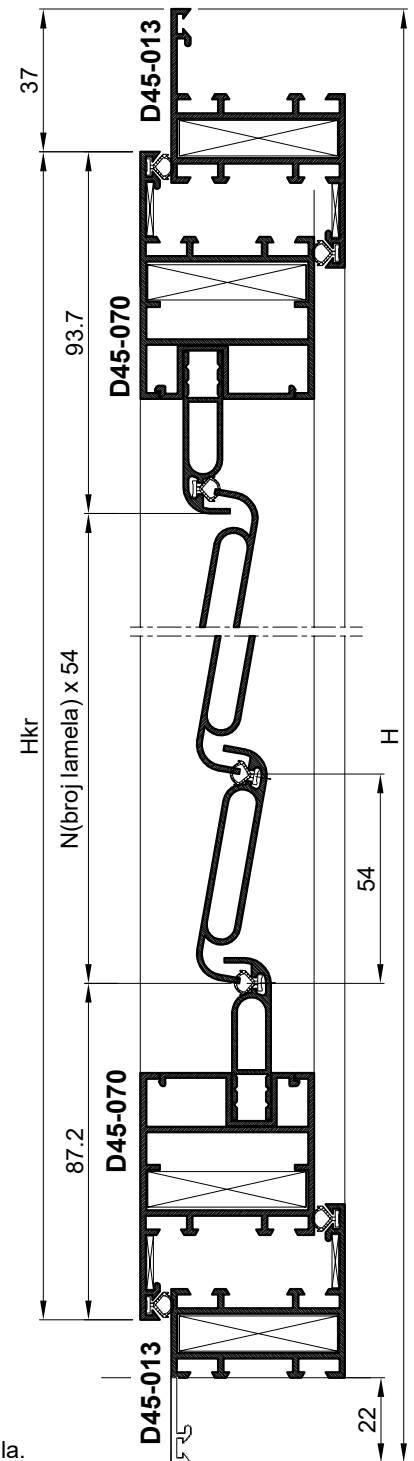
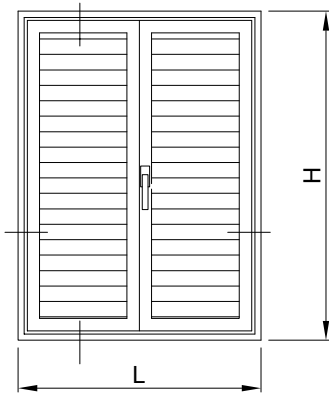
Primjer:

Za mjeru krila Hkr=991 mm, broj lamela je 15 kom;  $N=(991-181) / 54 = 15$  kom

Za mjere visine krila veće ili manje od Hkr=991 za 54 mm, dodaje se ili oduzima broj lamela.

Za mjere visine krila koje odstupaju od ovih vrijednosti treba rezati početnu i završnu lamelu.





PROFILI		kom	mjera	pilanje
D45-013	vodoravnica okvira	2	L	45-45
D45-013	okomica okvira	2	H	45-45
D45-070	vodoravnica krila	4	Lkr=L/2-40	45-45
D45-070	okomica krila	4	Hkr=H-74	45-45
D45-030/A	kombatuta	1	Hkr-36	90-90
D45-076	lajsna	4	Lkr-102	90-90
D45-075	početna lamela	4	Lkr-140	90-90
D45-074	lamele	Nx2	Lkr-148	90-90
NC-1459	klizač			90-90

OKOVI		kom	
731.003	kutnik krila i rama	12	
731.005	pomoćni kutnik	12	
115.001.xx	šarka	4 (za Hkr<1500 mm); 6(zaHkr>1500)	
100.001.xx	ručka	1	
143.013	vezni elementi ručke	1	
140.045	ručica za pokretanje lamela	Broj lamela (N/10)x2	
143.018	zapinjač	2	
143.019	jednostrani prihvat zapinjača	4	
140.044	mehanizam za lamele	(L+D) x 2	
143.017	zapinjač pomoćnog krila	2	
360.001	čep za kombatutu	1 par	
370.066	pvc umetak poč. i zav. lamele	4 (par)	

BRTVE		kom	mjera
310.002	brtva u krilu i ramu		4L+8H
344.010	brtva na spoju lamela	N+1	Lkr-147

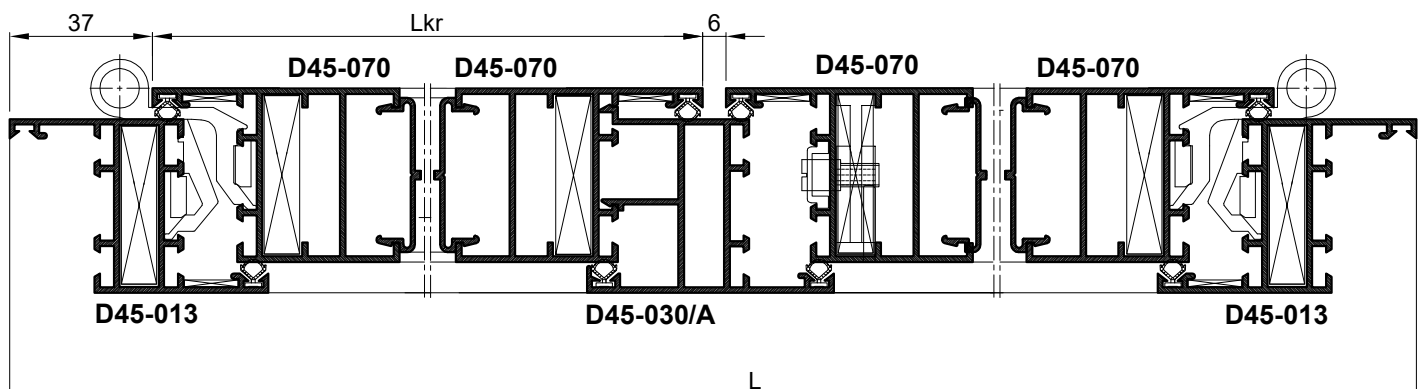
Broj lamela (P45-631) je  $N = (Hkr-181) / 54$

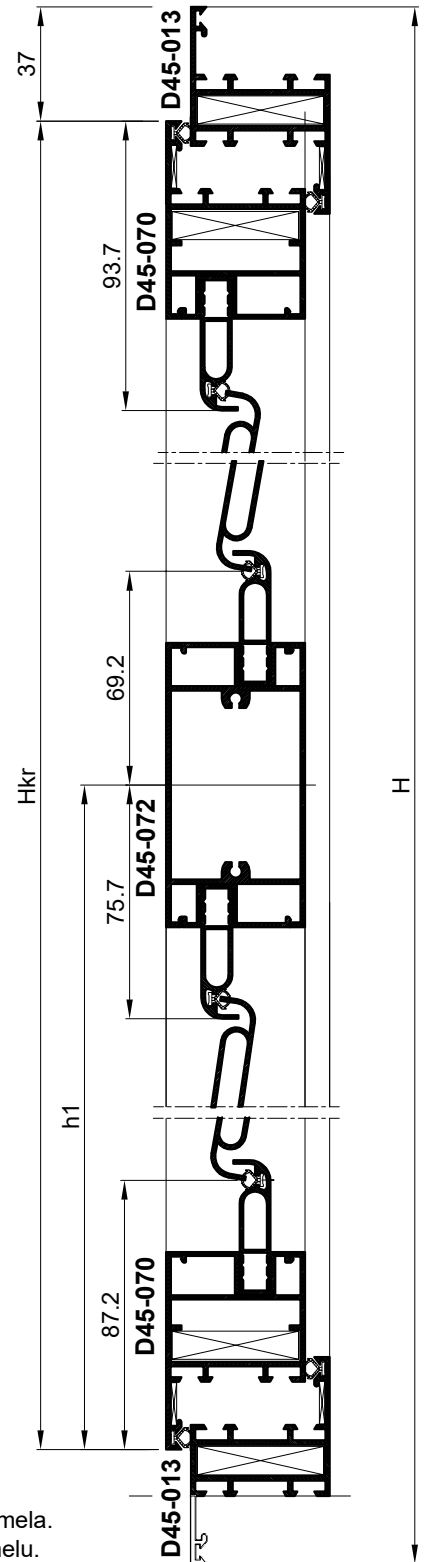
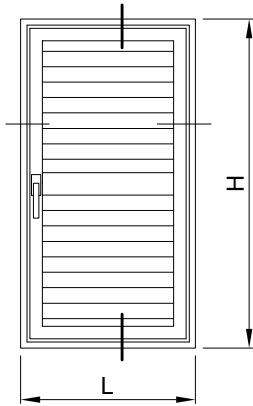
Primjer:

Za mjeru krila Hkr=991 mm, broj lamela je 15 kom;  $N=(991-181) / 54 = 15$  kom

Za mjere visine krila veće ili manje od Hkr=991 za 54 mm, dodaje se ili oduzima broj lamela.

Za mjere visine krila koje odstupaju od ovih vrijednosti treba rezati početnu i završnu lamelu.





PROFILI		kom	mjera	pilanje
D45-013	vodoravnica okvira	2	L	45-45
D45-013	okomica okvira	2	H	45-45
D45-070	vodoravnica krila	2	Lkr=L-76	45-45
D45-070	okomica krila	2	Hkr=H-74	45-45
D45-072	prečka	1	Hkr-100	90-90
D45-071	lajsna	4	Lkr-102	90-90
P45-641	početna lamela	4	Lkr-140	90-90
P45-642	lamele	N1+N2	Lkr-148	90-90
NC-1459	klizač			90-90

OKOVI		kom	
731.003	kutnik krila i rama	8	
731.005	pomoćni kutnik	8	
115.001.xx	šarka	2 (za Hkr<1500 mm); 3(zaHkr>1500)	
105.004.xx	ručka	1	
143.013	vezni elementi ručke	1	
140.045	ručica za pokretanje lamela	Broj lamela N/10	
143.018	zapinjač	2	
143.019	prihvat zapinjača	2	
140.044	mehanizam za lamelle 35 mm (L+D)x2		
370.066	pvc umetak poč. i zav. lamelle 2 (par)		

BRTVE		kom	mjera
310.002	brtva u krilu i ramu		4L+4H
344.010	brtva na spoju lamela	N1+N2+2	Lkr-147

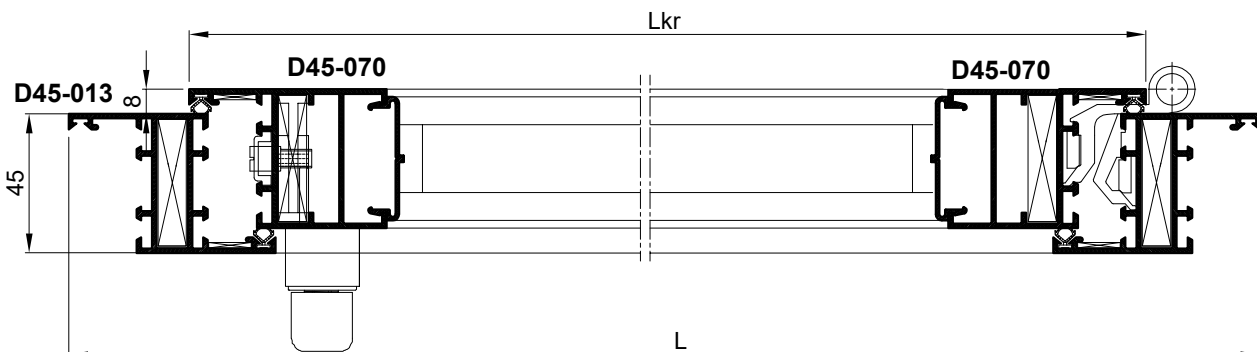
Broj lamela (P45-631) je  $N1 = (Hkr-h1-163) / 54$   
 $N2 = (h1-163) / 54$

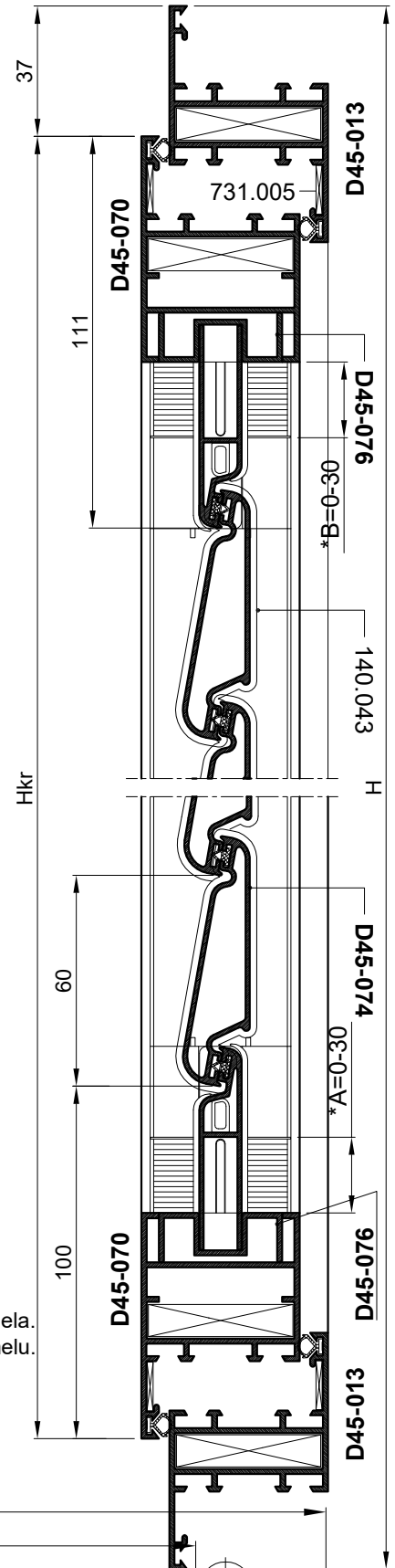
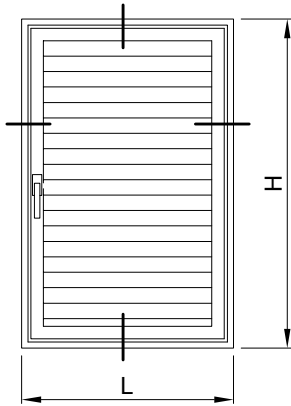
Primjer:

Za mjeru krila Hkr=1190 mm i h1=595 broj lamela je N1=8 i N2= 8 kom

Za mjere visine krila veće ili manje od Hkr=1190 za 54 mm, dodaje se ili oduzima broj lamela.

Za mjere visine krila koje odstupaju od ovih vrijednosti treba rezati početnu i završnu lamelu.





PROFILI		kom	mjera	pilanje
D45-013	vodoravnica okvira	2	L	45-45
D45-013	okomica okvira	2	H	45-45
D45-070	vodoravnica krila	2	Lkr=L-76	45-45
D45-070	okomica krila	2	Hkr=H-74	45-45
D45-076	lajsna	2	Lkr-102	90-90
D45-075	početna lamela	2	Lkr-140	90-90
D45-074	lamelle	N	Lkr-148	90-90
NC-1459	klizač			90-90

OKOVI		kom	
731.003	kutnik krila i rama	8	
731.005	pomoćni kutnik	8	
115.001.xx	šarka	2 (za Hkr<1500 mm); 3(zaHkr>1500)	
100.001.xx	ručka	1	
143.013	vezni elementi ručke	1	
140.045	ručica za pokretanje lamela	Broj lamela N/10	
143.018	zapinjač	2	
143.019	jednostrani prihvat zapinjača	2	
140.043	mehanizam za lamelle 35 mm	L+D	
370.073	pvc umetak poč. i zav. lamelle		
370.074	pvc umetak poč. i zav. lamelle		

BRTVE		kom	mjera
310.002	brtva u krilu i rami	N+1	4L+4H
344.014	brtva na spoju lamela	N+1	Lkr-147

Broj lamela (D45-074) je  $N = (Hkr-211) / 60$

Primjer:

Za mjeru krila Hkr=991 mm, broj lamela je 13 kom;  $N=(991-211) / 60 = 13$  kom

Za mjere visine krila veće ili manje od Hkr=991 za 60 mm, dodaje se ili oduzima broj lamela.

Za mjere visine krila koje odstupaju od ovih vrijednosti treba rezati početnu i završnu lamelu.

Napomena:

\*PVC umetak 370.073 i

370.074 odsijeci 3mm kako bi

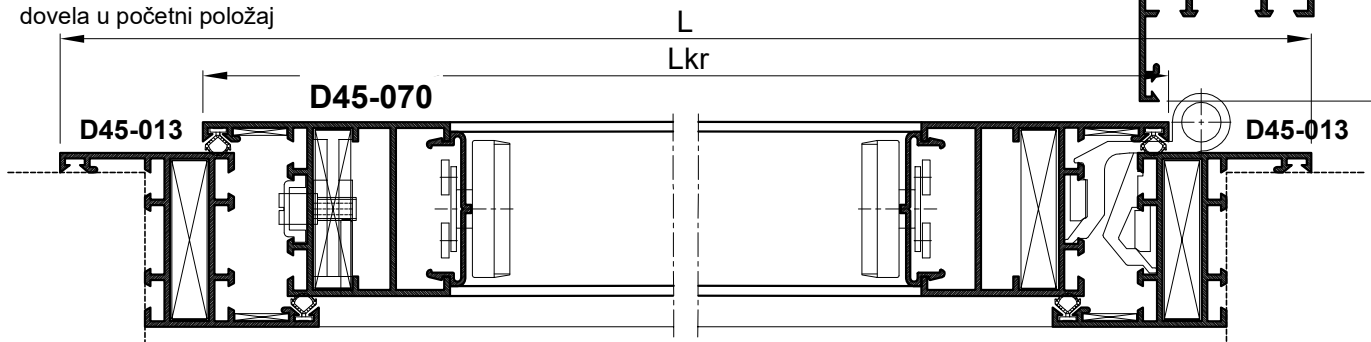
se početna lamela D45-075

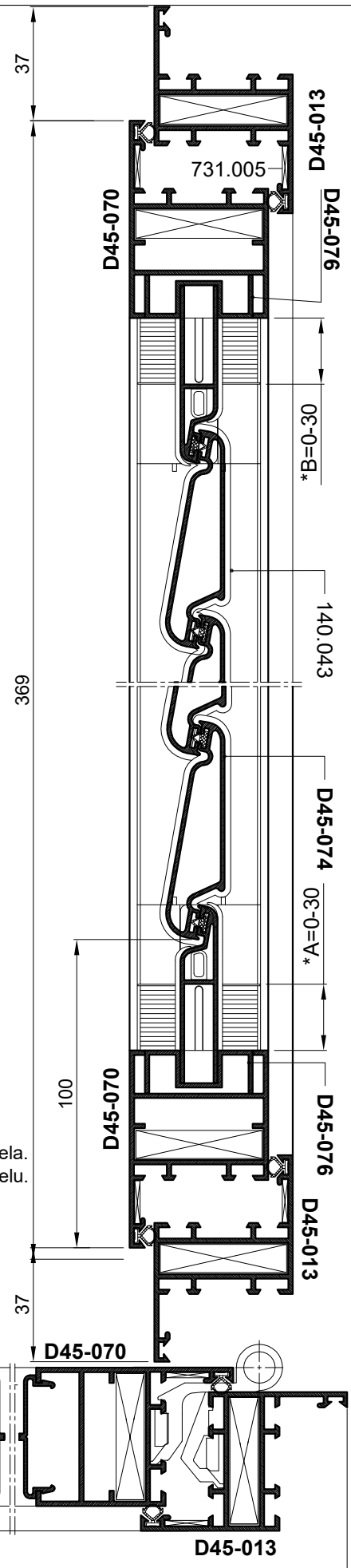
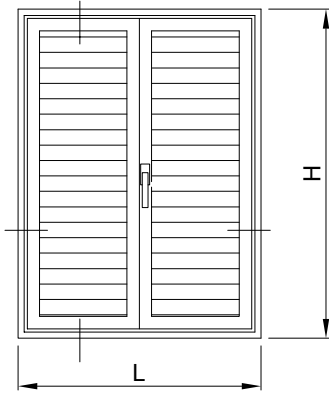
dovela u početni položaj

\*Mjera pilanja mehanizma za

pokretanje lamela 140.043

$L_{meh}=(Hkr^*-180)-(A+B)$





PROFILI		kom	mjera	pilanje
D45-013	vodoravnica okvira	2	L	45-45
D45-013	okomica okvira	2	H	45-45
D45-070	vodoravnica krila	4	Lkr=L/2-40	45-45
D45-070	okomica krila	4	Hkr=H-74	45-45
D45-030/A	kombatuta	1	Hkr-36	90-90
D45-076	lajsna	4	Lkr-102	90-90
D45-075	početna lamela	4	Lkr-140	90-90
D45-074	lamelle	Nx2	Lkr-148	90-90
NC-1459	klizač	kom		90-90
<b>OKOVI</b>				
731.003	kutnik krila i rama	12		
731.005	pomoćni kutnik	12		
115.001.xx	šarka	4 (za Hkr<1500 mm); 6(zaHkr>1500)		
100.001.xx	ručka	1		
143.013	vezni elementi ručke	1		
140.045	ručica za pokretanje lamela	Broj lamela (N/10)x2		
143.018	zapinjač	2		
143.019	jednostrani prihvat zapinjača	4		
140.043	mehanizam za lamelle	(L+D) x 2		
143.017	zapinjač pomoćnog krila	2		
360.001	čep za kombatutu	1 par		
370.073	pvc umetak poč. i zav. lamelle			
370.074	pvc umetak poč. i zav. lamelle			
<b>BRTVE</b>		kom	mjera	
310.002	brtva u krilu i rami		4L+8H	
344.010	brtva na spoju lamela	N+1	Lkr-147	

Broj lamela (D45-074) je  $N = (Hkr-211) / 60$

Primjer:

Za mjeru krila Hkr=991 mm, broj lamela je 13 kom;  $N=(991-211) / 60 = 13$  kom

Za mjere visine krila veće ili manje od Hkr=991 za 60 mm, dodaje se ili oduzima broj lamela.

Za mjere visine krila koje odstupaju od ovih vrijednosti treba rezati početnu i završnu lamelu.

Napomena:

\*PVC umetak 370.073 i

370.074 odsijeći 3mm kako bi

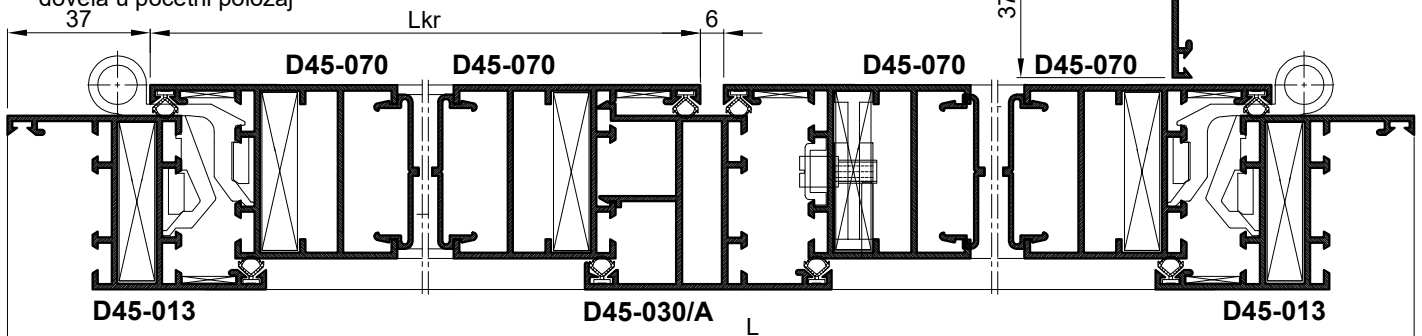
se početna lamela D45-075

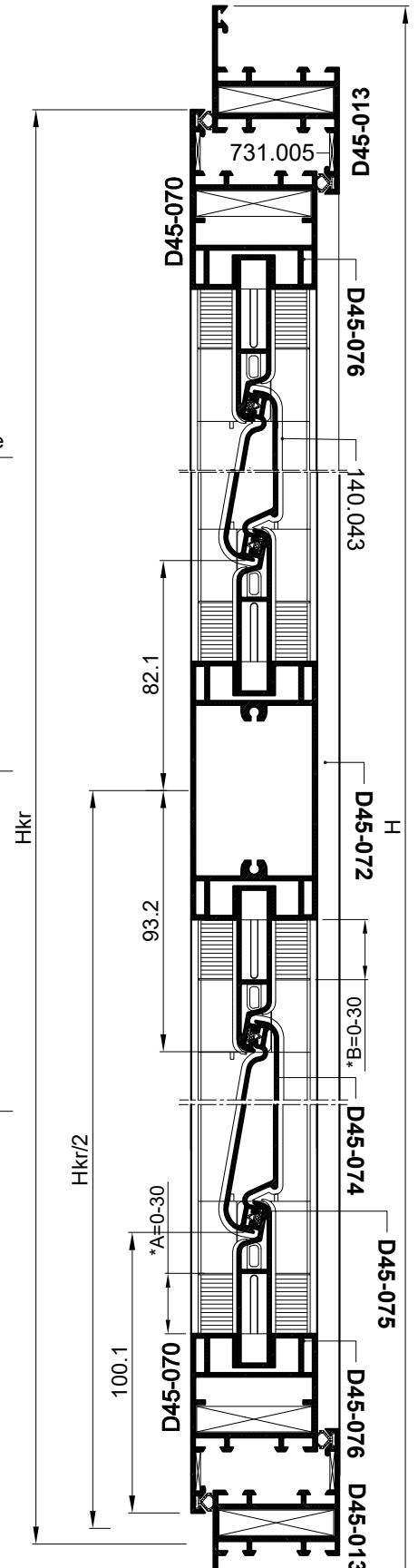
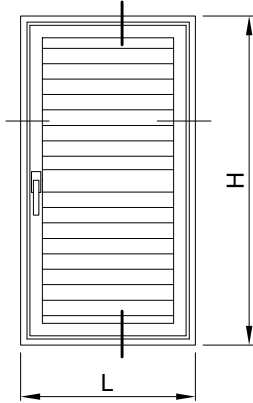
dovela u početni položaj

\*Mjera pilanja mehanizma za

pokretanje lamela 140.043

$L_{meh}=(Hkr^*-180)-(A+B)$





PROFILI		kom	mjera	pilanje
D45-013	vodoravnica okvira	2	L	45-45
D45-013	okomica okvira	2	H	45-45
D45-070	vodoravnica krila	2	Lkr=L-76	45-45
D45-070	okomica krila	2	Hkr=H-74	45-45
D45-072	prečka	1	Hkr-100	90-90
D45-076	lajsna	4	Lkr-102	90-90
D45-075	početna lamela	4	Lkr-140	90-90
D45-074	lamele	N1+N2	Lkr-148	90-90
NC-1459	klizač			90-90
OKOVI		kom		
731.003	kutnik krila i rama	8		
731.005	pomoćni kutnik	8		
115.001.xx	šarka	2 (za Hkr<1500 mm); 3(zaHkr>1500)		
105.004.xx	ručka	1		
143.013	vezni elementi ručke	1		
140.045	ručica za pokretanje lamela	Broj lamela N/10		
143.018	zapinjač	2		
143.019	prihvat zapinjača	2		
140.043	mehanizam za lamelle 35 mm	(L+D)x2		
370.073	pvc umetak poč. i zav. lamelle			
370.074	pvc umetak poč. i zav. lamelle			
BRTVE		kom	mjera	
310.002	brtva u krilu i ramu		4L+4H	
344.010	brtva na spoju lamela	N1+N2+2	Lkr-147	

Broj lamela (D45-074) je  $N1 = \frac{(Hkr-h1-193)}{60}$   
 $N2 = \frac{(h1-193)}{60}$

Primjer:

Za mjeru krila Hkr=1190 mm i h1=595 broj lamela je N1=6 i N2= 6 kom  
 Za mjere visine krila veće ili manje od Hkr=1190 za 60 mm, dodaje se ili oduzima broj lamela. Za mjere visine krila koje odstupaju od ovih vrijednosti treba rezati početnu i završnu lamelu.

Napomena:

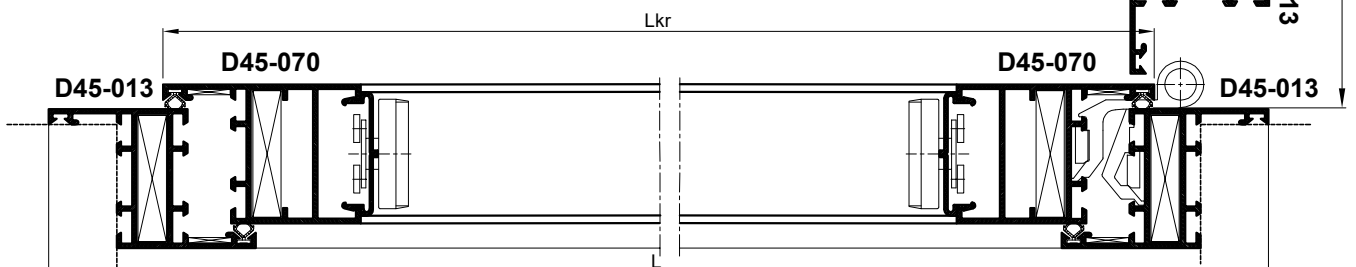
\*PVC umetak 370.073 i 370.074 odsijeći 3mm kako bi se početna lamela D45-075 dovela u početni položaj

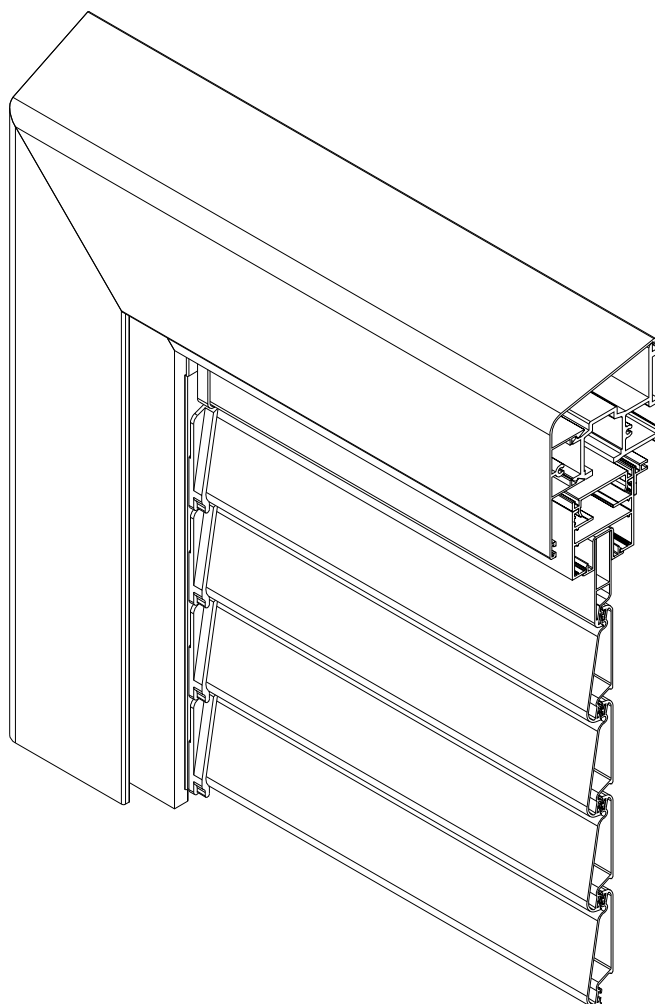
\*Mjera pilanja mehanizma za

pokretanje lamela 140.043

$$L_{meh1} = \left(\frac{Hkr}{2} - 162\right) - (A+C)$$

$$L_{meh2} = \left(\frac{Hkr}{2} - 162\right) - (B+C)$$





**KLIZNA GRILJA**



## SADRŽAJ

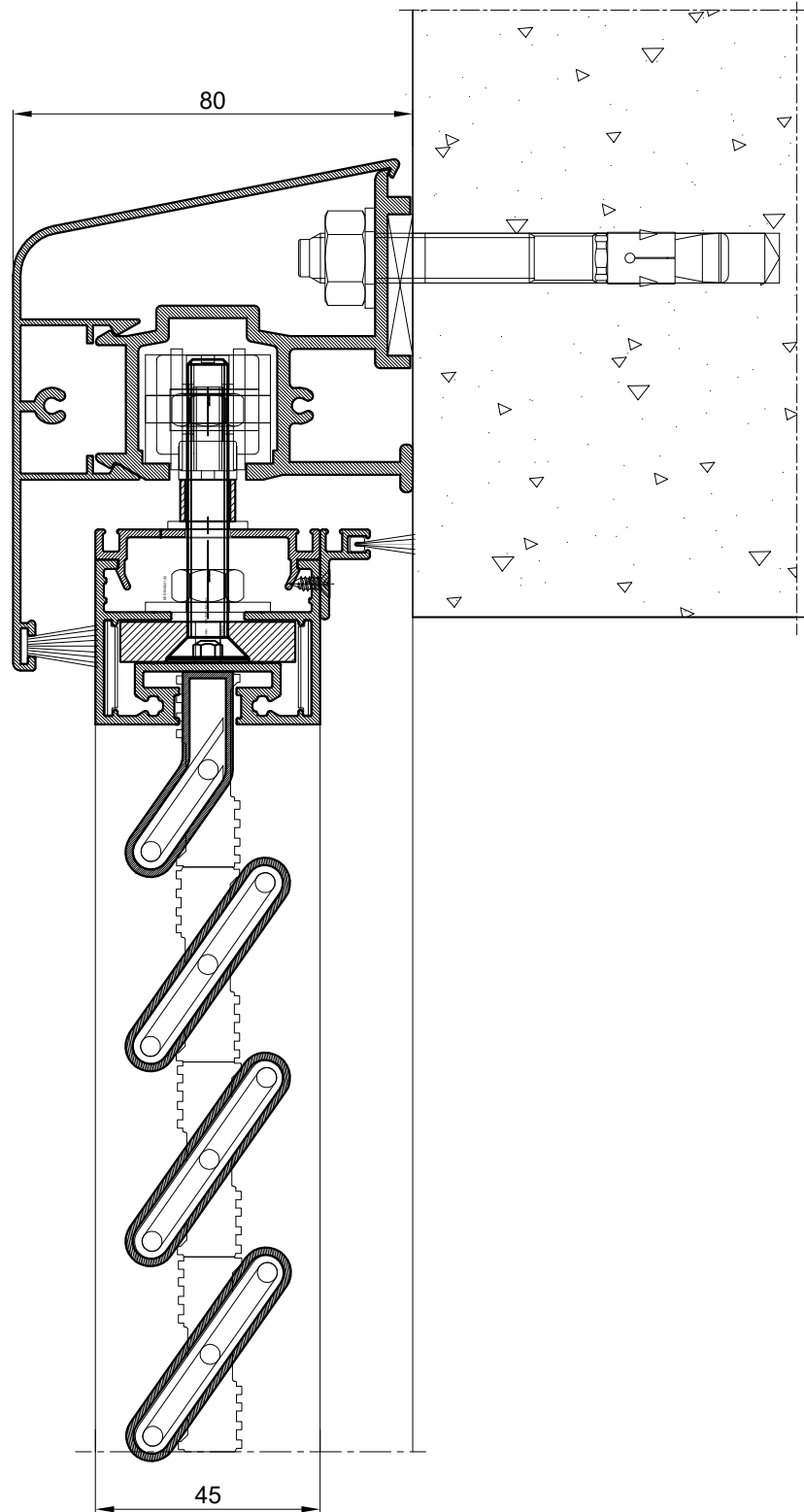
01	ZNAČAJKE SISTEMA	Klizna grilja 400.01.300-303
03	PROFILI	Klizna grilja 400.03.300-313
04	VEZNI ELEMENTI	Klizna grilja 400.04.300-303
05	PVC ELEMENTI	Klizna grilja 400.05.300-303
06	MEHANIZMI	Klizna grilja 400.06.300-305
07	BRTVILA	Klizna grilja 400.07.300-303
10	PRESJECI	Klizna grilja 400.10.300-333
11	OBRADA I MONTAŽA	Klizna grilja 400.11.300-331
12	REZNE LISTE	Klizna grilja 400.12.300-309



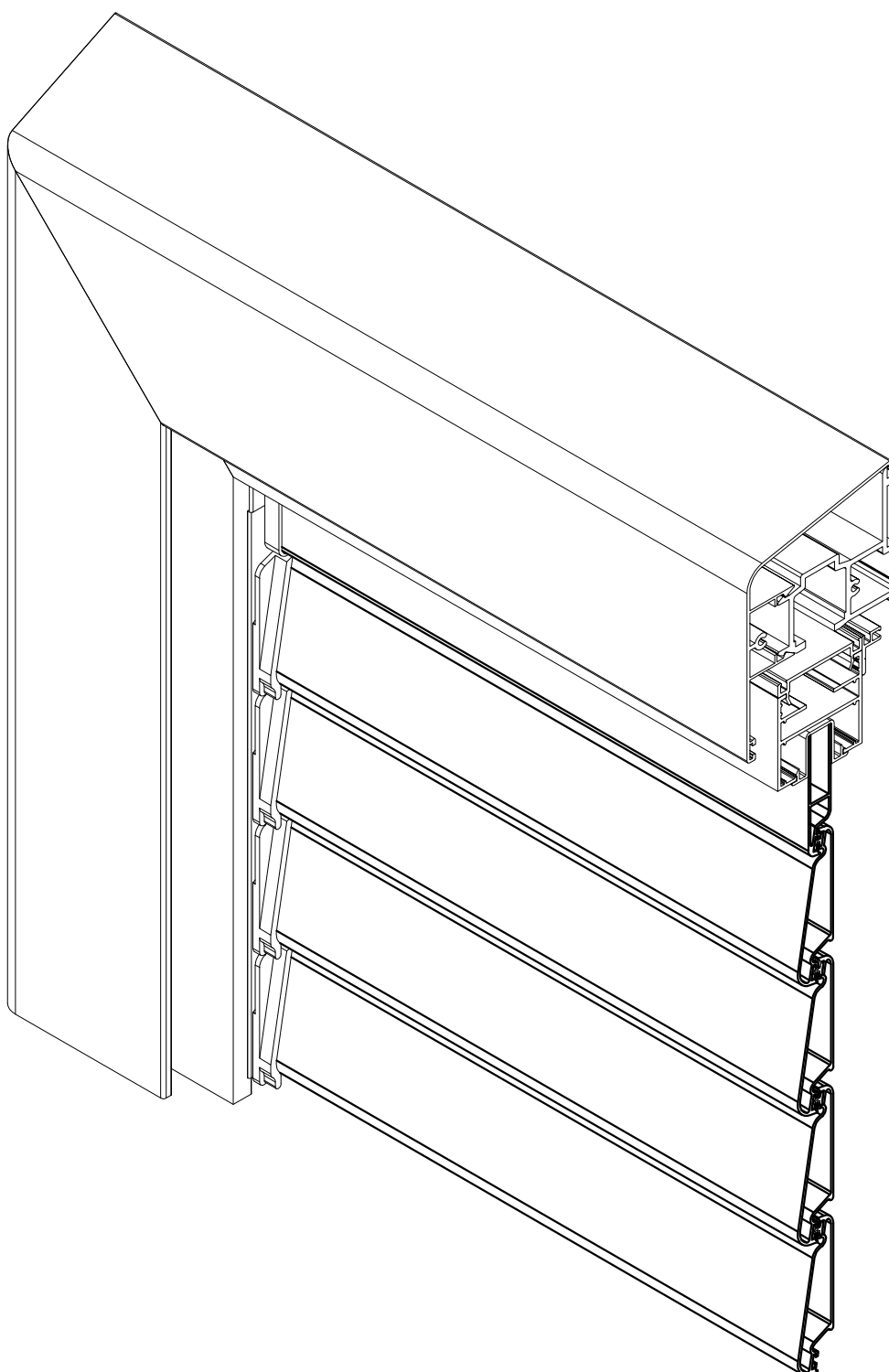
# Značajke sistema /Klizna grilja/



**KLIZNE GRILJE**

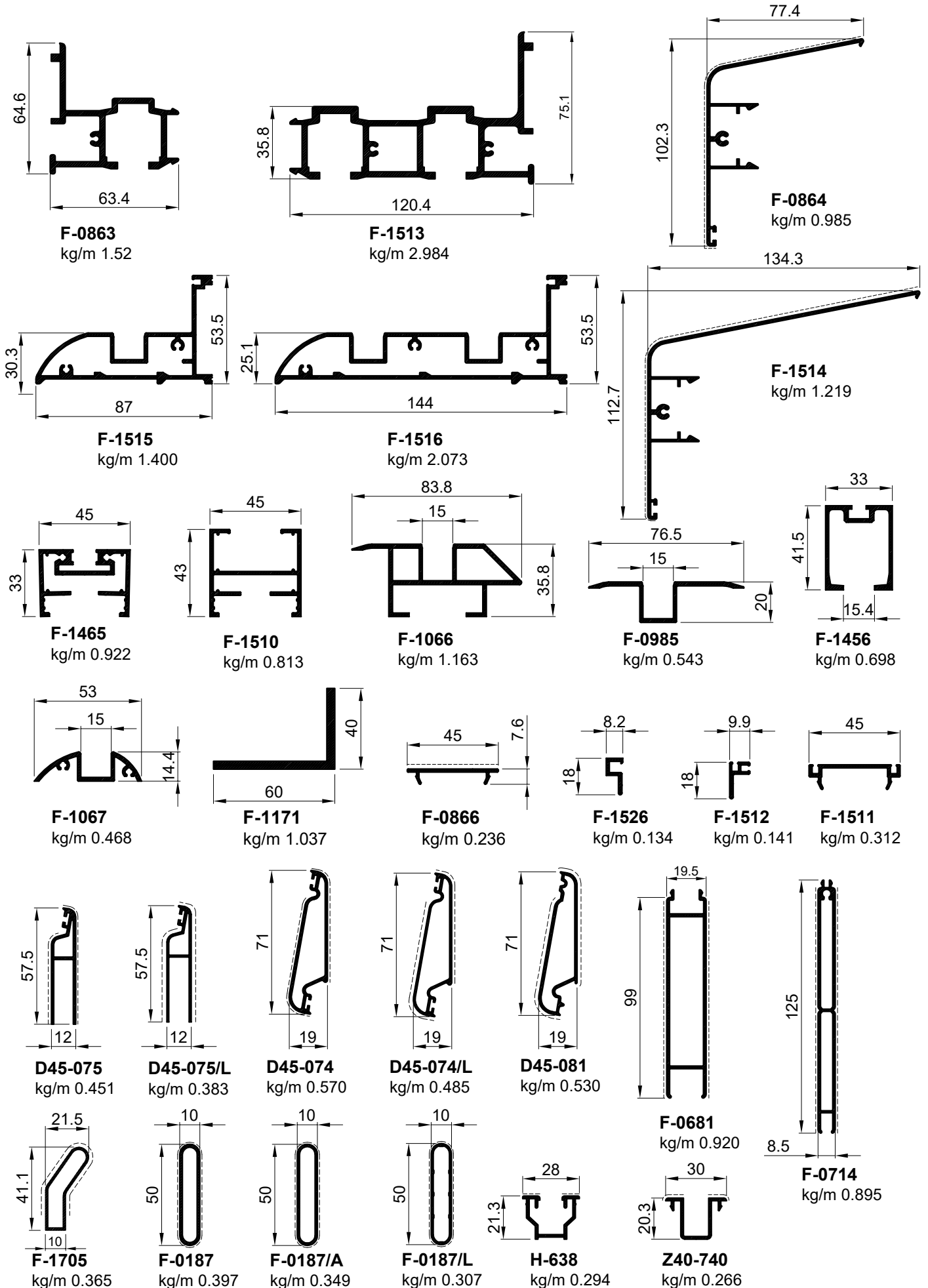


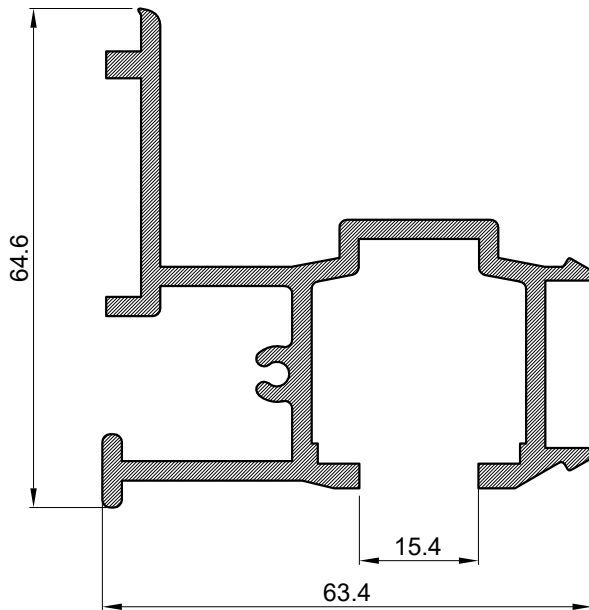
- Sistem profila za **Klizne grilje** namjenjen je za izradu kliznih grilja u obliku prozora i vrata.
- Grilje su dugovječne, lagane, čvrste, postojane (materijal i površinska zaštita), te su otporne na vremenske i ostale utjecaje. Jednostavne su i praktične za rukovanje, čišćenje i održavanje.
- Odabir boje po izboru (u boji prema RAL karti, eloksaža te imitacija drveta).
- Ispuna grilje može biti pokretna (zaokretne lamele), fiksna (fiksne lamele) i škure (puna ispuna).
- Jednostazna i dvostazna grilja
- Mogućnost ugradnje komarice



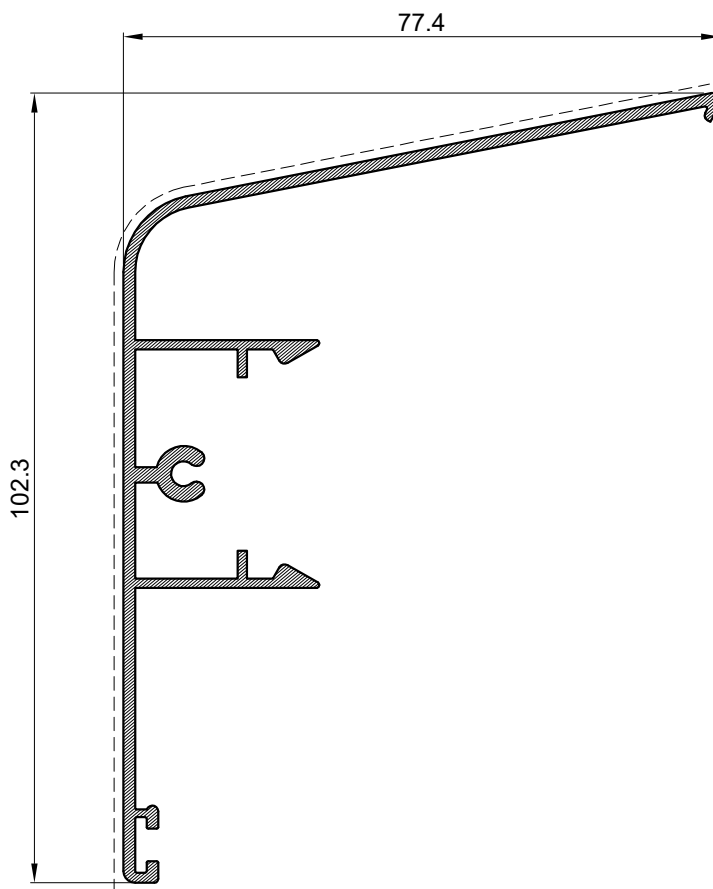
Profili  
/Klizna Grilja/



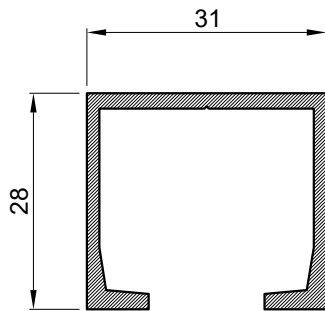




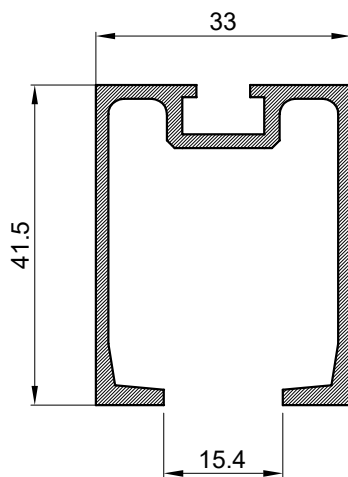
Nosáč klizne grilje		
Art.-Br.	<b>F-0863</b>	
Težina	kg/m	<b>1.52</b>
Opseg	mm	446
Dužina isporuke	mm	6500



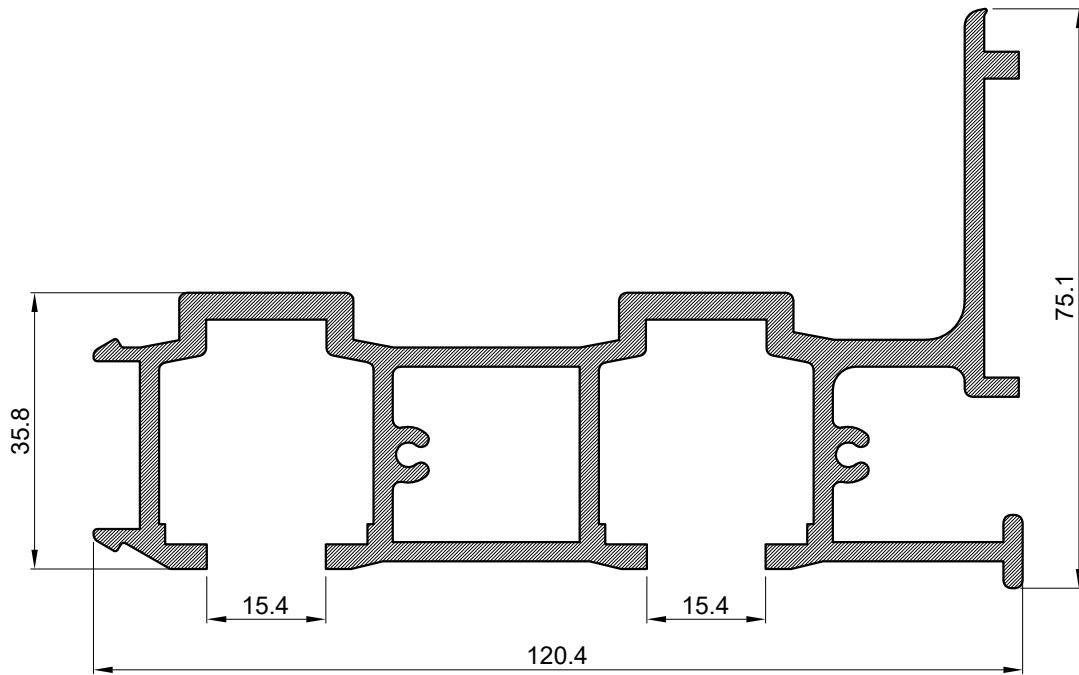
Maska nosača klizne grilje		
Art.-Br.	<b>F-0864</b>	
Težina	kg/m	<b>0.985</b>
Opseg	mm	490
Dužina isporuke	mm	6500



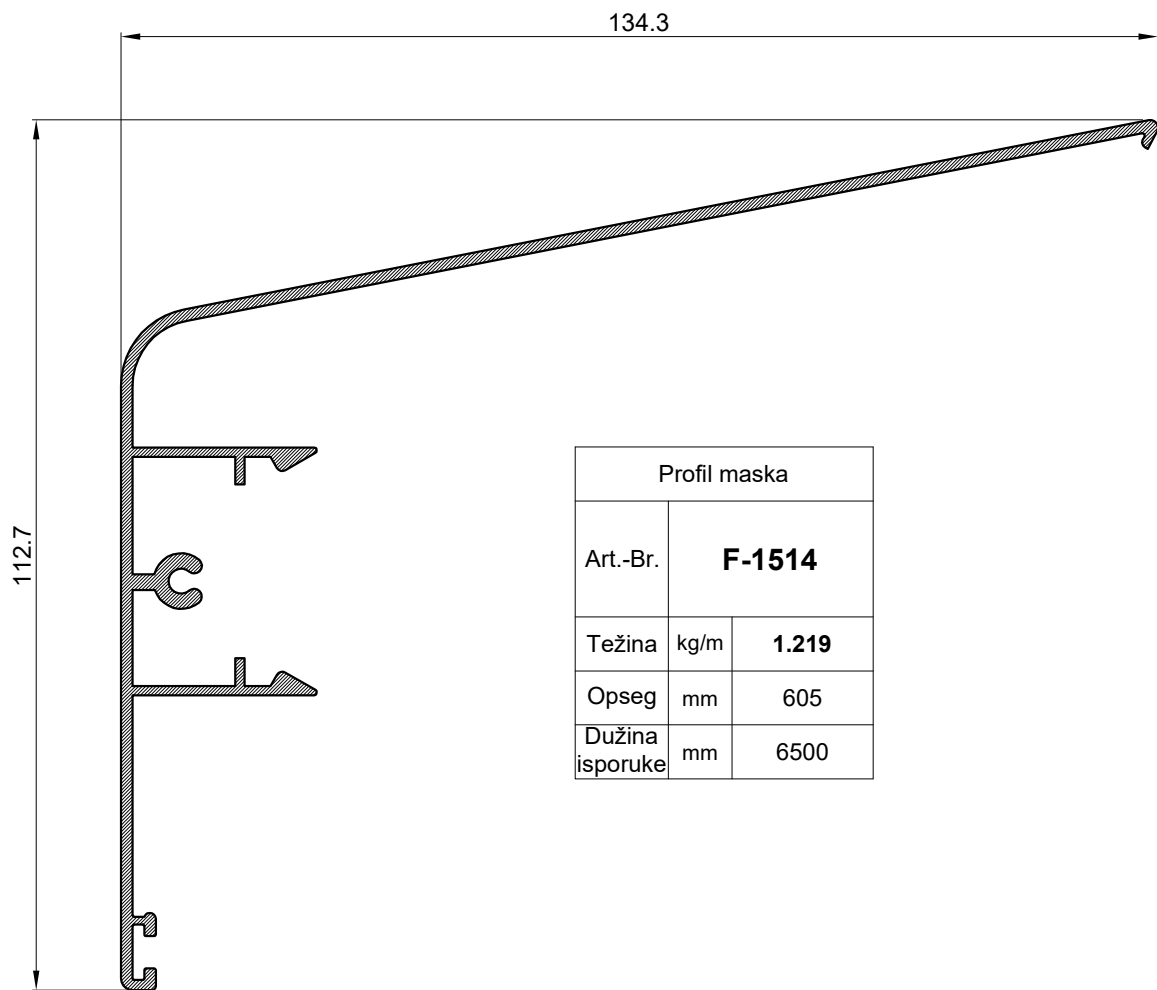
Profil vodilice		
Art.-Br.	<b>F-0696</b>	
Težina	kg/m	<b>0.484</b>
Opseg	mm	193.24
Dužina isporuke	mm	6500



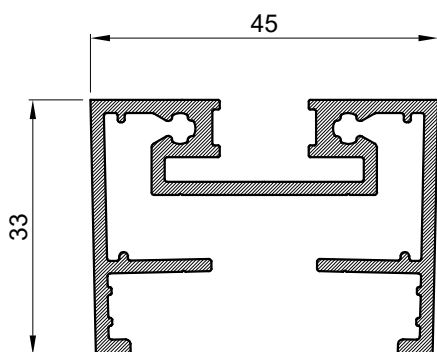
Profil vodilice		
Art.-Br.	<b>F-1456</b>	
Težina	kg/m	<b>0.698</b>
Opseg	mm	283
Dužina isporuke	mm	6500



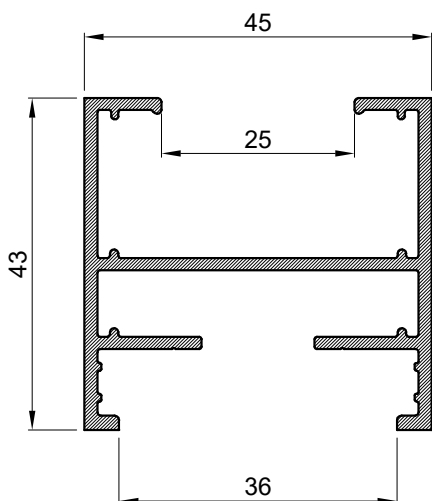
Profil vodilice		
Art.-Br.	<b>F-1513</b>	
Težina	kg/m	<b>2.984</b>
Opseg	mm	675
Dužina isporuke	mm	6500



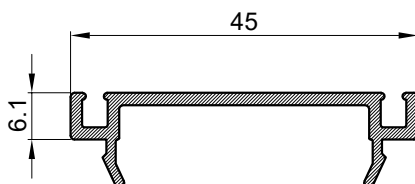
Profil maska		
Art.-Br.	<b>F-1514</b>	
Težina	kg/m	<b>1.219</b>
Opseg	mm	605
Dužina isporuke	mm	6500



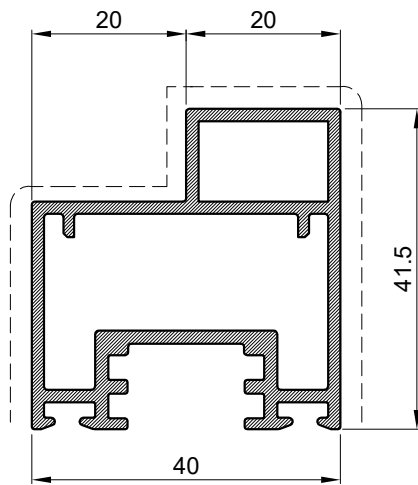
Profil krila		
Art.-Br.	<b>F-1465</b>	
Težina	kg/m	<b>0.922</b>
Opseg	mm	388
Dužina isporuke	mm	6500



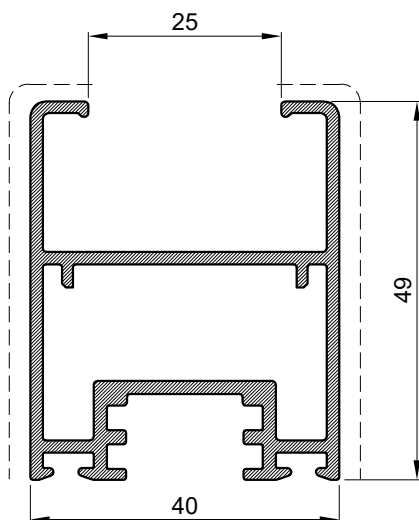
Profil krila		
Art.-Br.	<b>F-1510</b>	
Težina	kg/m	<b>0.813</b>
Opseg	mm	368
Dužina isporuke	mm	6500



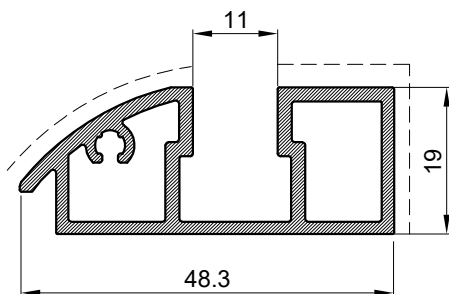
Maska-držlač četkaste brtve		
Art.-Br.	<b>F-1511</b>	
Težina	kg/m	<b>0.312</b>
Opseg	mm	154
Dužina isporuke	mm	6500



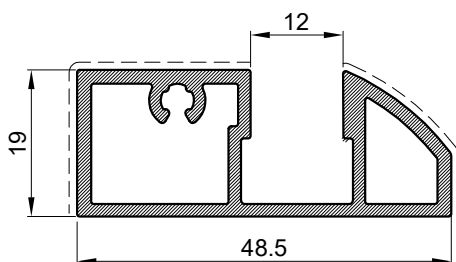
Profil krila		
Art.Br.	<b>F-1611</b>	
Težina	kg/m'	<b>0.964</b>
Opseg	mm	225.4
Moment inercije	I <sub>x</sub> (cm <sup>4</sup> )	5.89
	I <sub>y</sub> (cm <sup>4</sup> )	6.74
	W <sub>x</sub> (cm <sup>3</sup> )	2.58
	W <sub>y</sub> (cm <sup>3</sup> )	3.09
L	mm	6500



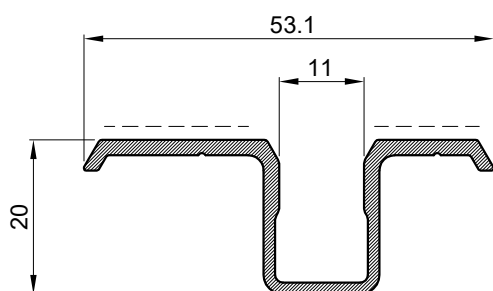
Profil krila		
Art.Br.	<b>F-1602</b>	
Težina	kg/m'	<b>1.003</b>
Opseg	mm	301.34
Moment inercije	I <sub>x</sub> (cm <sup>4</sup> )	7.70
	I <sub>y</sub> (cm <sup>4</sup> )	8.51
	W <sub>x</sub> (cm <sup>3</sup> )	2.67
	W <sub>y</sub> (cm <sup>3</sup> )	4.25
L	mm	6500



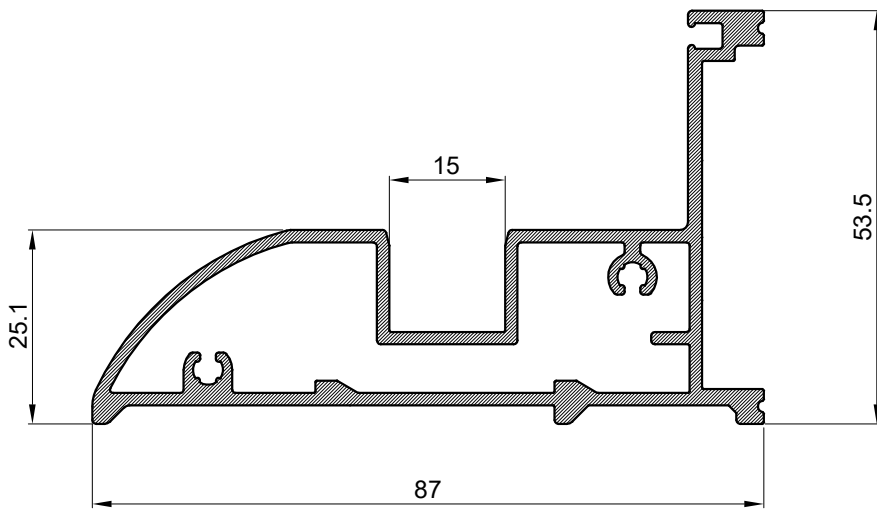
Profil praga		
Art.Br.	<b>F-1603</b>	
Težina	kg/m'	<b>0.695</b>
Opseg	mm	170.81
Moment inercije	I <sub>x</sub> (cm <sup>4</sup> )	1.056
	I <sub>y</sub> (cm <sup>4</sup> )	5.44
	W <sub>x</sub> (cm <sup>3</sup> )	1.02
	W <sub>y</sub> (cm <sup>3</sup> )	2.10
L	mm	6500



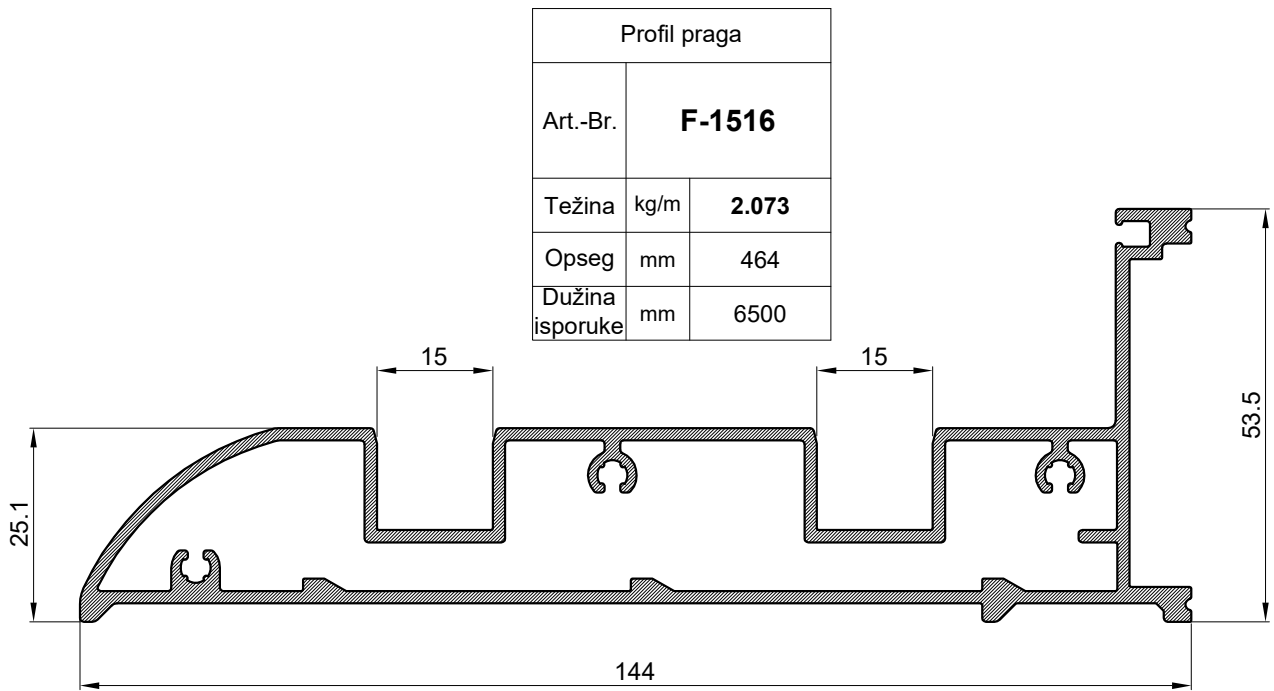
Profil praga -otvaranje vani-		
Art.Br.	<b>F-1612</b>	
Težina	kg/m'	<b>0.714</b>
Opseg	mm	166.06
Moment inercije	I <sub>x</sub> (cm <sup>4</sup> )	1.21
	I <sub>y</sub> (cm <sup>4</sup> )	6.17
	W <sub>x</sub> (cm <sup>3</sup> )	1.2
	W <sub>y</sub> (cm <sup>3</sup> )	2.42
L	mm	6500



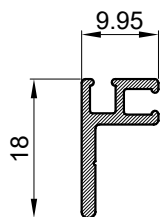
Profil praga		
Art.Br.	<b>F-1607</b>	
Težina	kg/m'	<b>0.432</b>
Opseg	mm	180.42
Moment inercije	I <sub>x</sub> (cm <sup>4</sup> )	0.75
	I <sub>y</sub> (cm <sup>4</sup> )	2.29
	W <sub>x</sub> (cm <sup>3</sup> )	0.56
	W <sub>y</sub> (cm <sup>3</sup> )	1.04
L	mm	6500



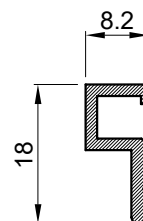
Profil praga		
Art.-Br.	<b>F-1515</b>	
Težina	kg/m	<b>1.400</b>
Opseg	mm	325
Dužina isporuke	mm	6500



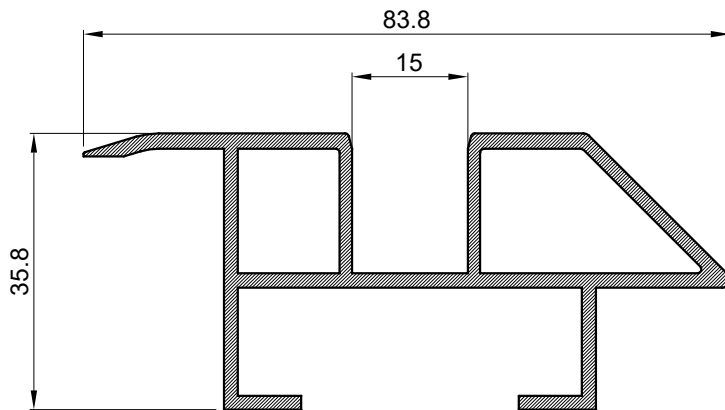
Profil praga		
Art.-Br.	<b>F-1516</b>	
Težina	kg/m	<b>2.073</b>
Opseg	mm	464
Dužina isporuke	mm	6500



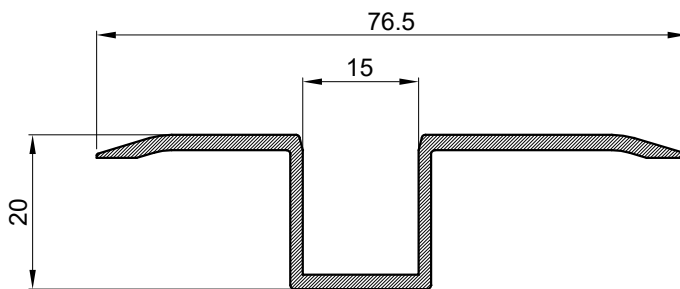
Držać četkaste brtve		
Art.-Br.	<b>F-1512</b>	
Težina	kg/m	<b>0.141</b>
Opseg	mm	74
Dužina isporuke	mm	6500



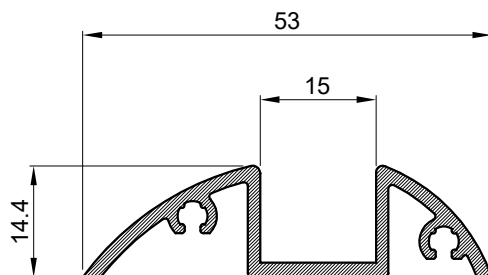
Držać mreže komarice		
Art.-Br.	<b>F-1526</b>	
Težina	kg/m	<b>0.134</b>
Opseg	mm	66
Dužina isporuke	mm	6500



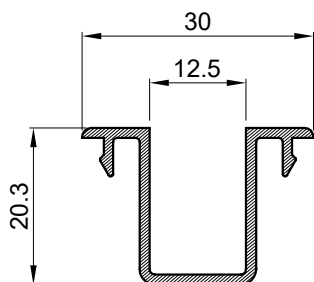
Profil praga		
Art.-Br.	<b>F-1066</b>	
Težina	kg/m	<b>1.163</b>
Opseg	mm	326
Dužina isporuke	mm	6500



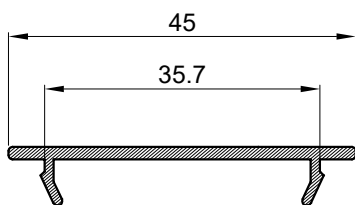
Profil praga		
Art.-Br.	<b>F-0985</b>	
Težina	kg/m	<b>0.543</b>
Opseg	mm	225
Dužina isporuke	mm	6500



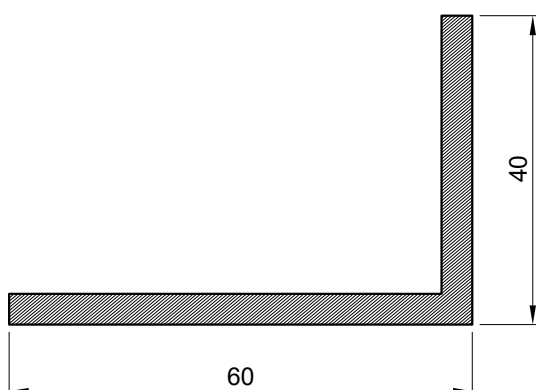
Profil praga		
Art.-Br.	<b>F-1067</b>	
Težina	kg/m	<b>0.468</b>
Opseg	mm	207
Dužina isporuke	mm	6500



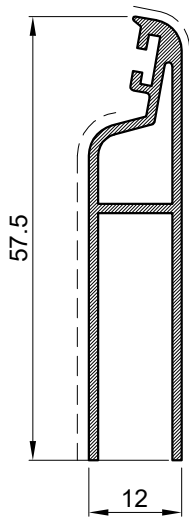
Uvodni profil kod pokretnih grilja		
Art.-Br.	<b>Z40-740</b>	
Težina	kg/m	<b>0.266</b>
Opseg	mm	154
Dužina isporuke	mm	6500



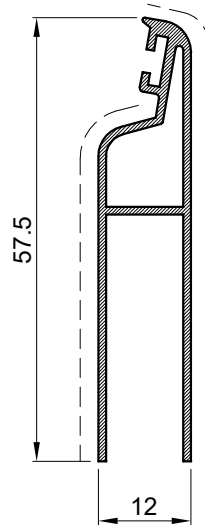
Profil lajsna		
Art.-Br.	<b>F-0866</b>	
Težina	kg/m	<b>0.236</b>
Opseg	mm	117
Dužina isporuke	mm	6500



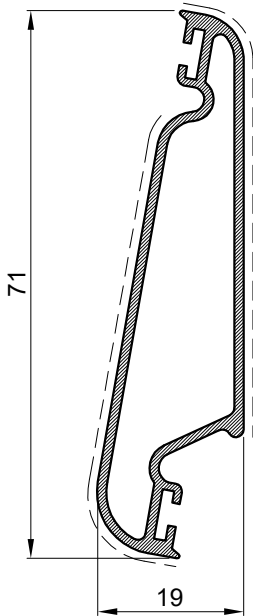
Profil		
Art.-Br.	<b>F-1171</b>	
Težina	kg/m	<b>1.037</b>
Opseg	mm	200
Dužina isporuke	mm	6500



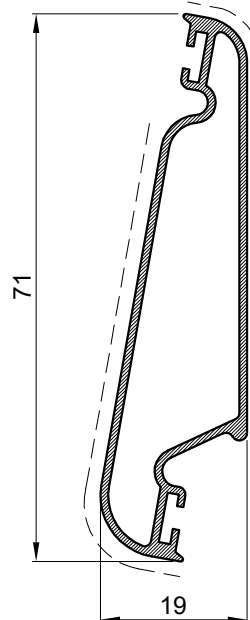
Početni profil ispunje		
Art.-Br.	<b>D45-075</b>	
Težina	kg/m	<b>0.451</b>
Opseg	mm	215
Dužina isporuke	mm	6500



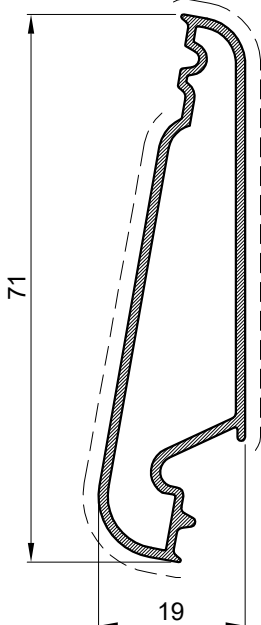
Početni profil ispunje		
Art.-Br.	<b>D45-075/L</b>	
Težina	kg/m	<b>0.383</b>
Opseg	mm	214
Dužina isporuke	mm	6500



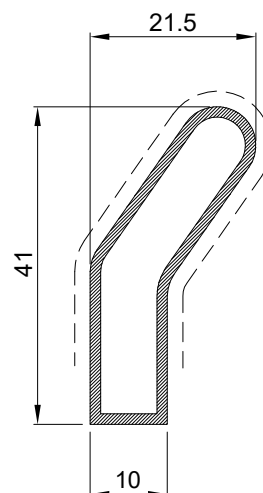
Profil ispunje		
Art.-Br.	<b>D45-074</b>	
Težina	kg/m	<b>0.570</b>
Opseg	mm	195
Dužina isporuke	mm	6500



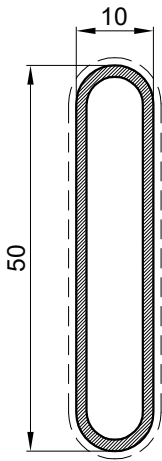
Profil ispunje		
Art.-Br.	<b>D45-074/L</b>	
Težina	kg/m	<b>0.485</b>
Opseg	mm	195
Dužina isporuke	mm	6500



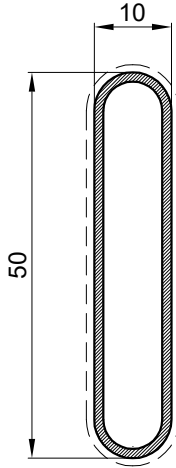
Profil ispunje		
Art.-Br.	<b>D45-081</b>	
Težina	kg/m	<b>0.530</b>
Opseg	mm	174
Dužina isporuke	mm	6500



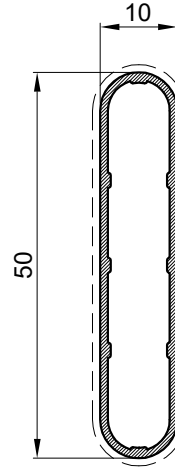
Profil ispunje		
Art.-Br.	<b>F-1705</b>	
Težina	kg/m	<b>0.365</b>
Opseg	mm	105
Dužina isporuke	mm	6500



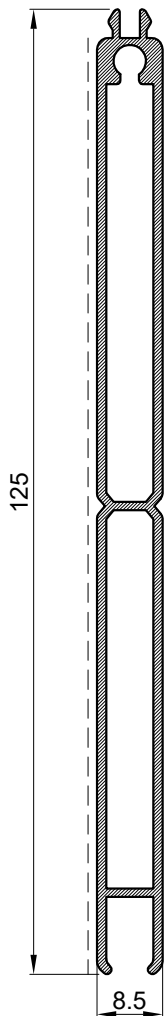
Profil ispune		
Art.-Br.	<b>F-0187</b>	
Težina	kg/m	<b>0.397</b>
Opseg	mm	111
Dužina isporuke	mm	6500



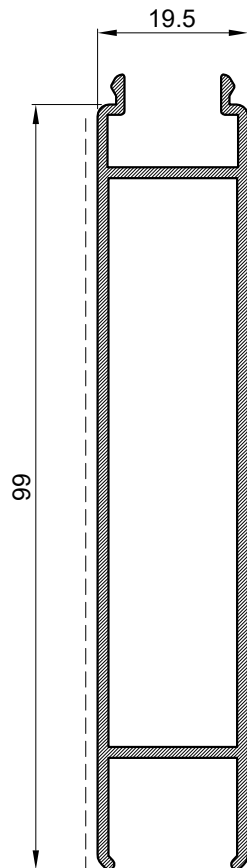
Profil ispune		
Art.-Br.	<b>F-0187/A</b>	
Težina	kg/m	<b>0.349</b>
Opseg	mm	111
Dužina isporuke	mm	6500



Profil ispune		
Art.-Br.	<b>F-0187/L</b>	
Težina	kg/m	<b>0.307</b>
Opseg	mm	111
Dužina isporuke	mm	6500



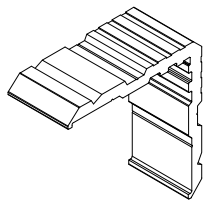
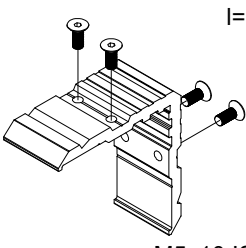
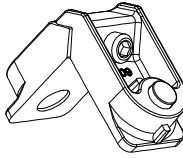
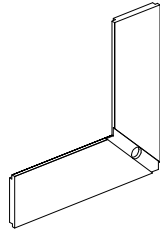
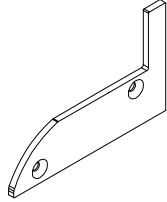
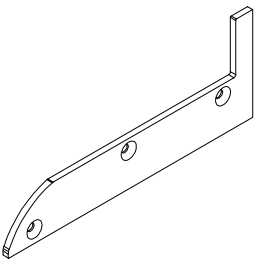
Profil ispune		
Art.-Br.	<b>F-0714</b>	
Težina	kg/m	<b>0.895</b>
Opseg	mm	294
Dužina isporuke	mm	6500

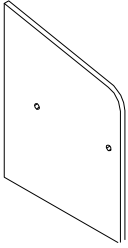
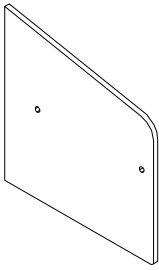
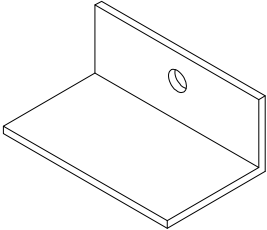
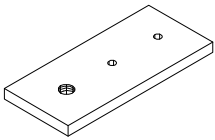
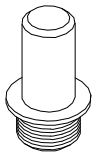


Profil ispune		
Art.-Br.	<b>F-0681</b>	
Težina	kg/m	<b>0.920</b>
Opseg	mm	304
Dužina isporuke	mm	6500

# Vezni elementi /Klizna grilja/

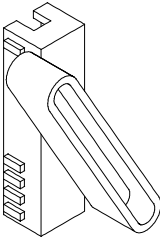
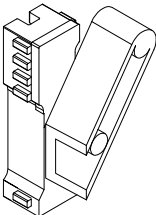
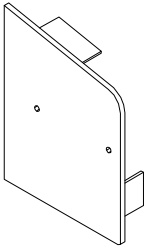
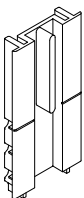
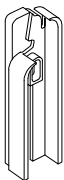


CODE	Izgled-presjek	Opis	Materijal	Nap.
710.501	 <p>l=35.6mm</p>	-Kutna spojnica krila klizne grilje Za profile: F-1465, F-1510	Al.	
710.502	 <p>l=35.6mm</p> <p>M5x10 ISO 7380</p>	-Kutna spojnica krila klizne grilje Za profile: F-1465,	Al.	
730.008		-Kutna spojnica prozora-za komoru 29x15.1 -Za profile: F-1602 -Stara oznaka: 0409	Al.	
730.017		-Kutna spojnica u krilu za vanjsko spajanje	Zamak #3	
391.098		-Bočni čep profila pratilice sa jednom stazom	Al.	PAR
391.099		-Bočni čep profila pratilice sa dvije staze	Al.	PAR

CODE	Izgled-presjek	Opis	Materijal	Nap.
391.100		-Bočni čep profila vodilice sa jednom stazom	Al.	PAR
391.101		-Bočni čep profila vodilice sa dvije staze	Al.	PAR
521.220		Nosač profila pratilice klizne grilje	Al.	
391.020		- Nosiva ploča - Stara oznaka: NP-G-01	Al.	TipB
391.021		- Donji usmjerivač krila - Stara oznaka: UK-G-01	PVC	TipB

# PVC elementi /Klizna grilja/

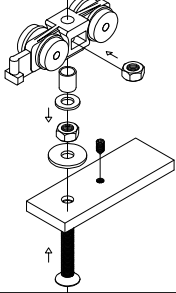
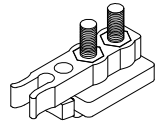

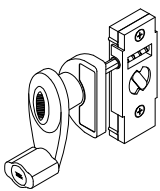

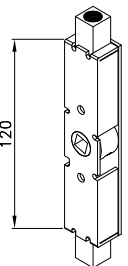


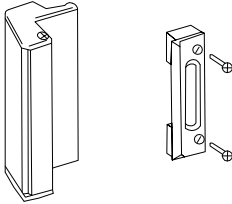
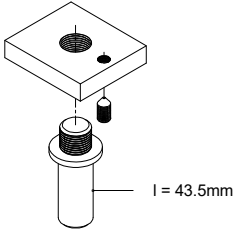

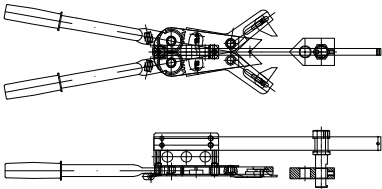
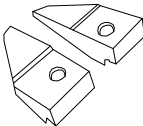
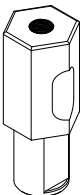
CODE	Izgled-presjek	Opis	Materijal	Nap.
373.005		-Umetak za grilju sa fiksnim lamelama -prihvaća profil lamele F-0187; -Stara oznaka: 2101-PR	PVC	L+D
373.005.99		-Početni i završni umetak za fiksnu grilju -prihvaća profil lamele F-1705		L+D
374.035		-Bočni čep profila maske vodilice -Stara oznaka: 1381-PVC (BC-KG-01) -PAR	PVC	TipB
370.064		-Umetak za mehanizma (utor 25mm), za početnu i završnu lamelu kod grilje sa pokretnim lamelama. - B.B.C. Italija	PVC	
370.065		-Umetak za početnu i završnu lamelu kod grilje sa pokretnim lamelama. - B.B.C. Italija	PVC	PAR

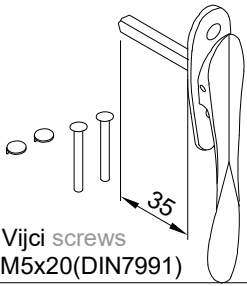
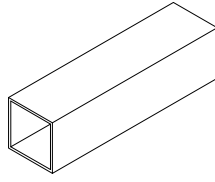
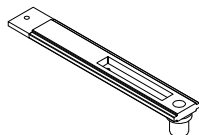
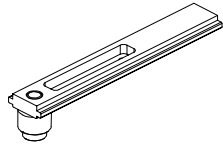




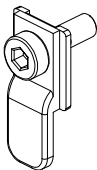
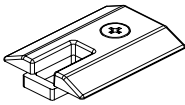
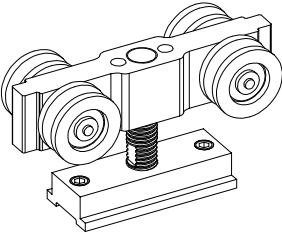
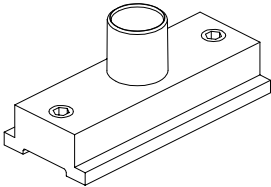
# Mehanizmi /Klizna grilja/



CODE	Izgled-presjek	Opis	Materijal	Nap.
141.009		<p>-Točkici sa nosivom pločicom za klizne grilje</p>		
147.001		<p>-Graničnik i prihvatnik krila sa ublaživačem udara -Stara oznaka: 1380</p>		
140.040.01 03		<p>Element za pokretnu grilju-lijevi i desni -umeće se u profil krila grilje -prihvaća lamele D45-074 -stara oznaka SP-X za lamele D45-074 -Boje 01- bijela; 03- crna</p> <p>Mehanizam za utor 25 mm</p>		
140.073.01 03		<p>-Mehanizam sa ručicom za okretanje lamela -Stara oznaka: BBC ROLY -Boje: 01- bijela; 03- crna</p> <p>Za mehanizam 25 mm</p>		
120.012		<p>- Brava za krilo klizne grilje - MG Italija: "908142002"</p>		
120.016		<p>-Brava za krilo Klizne grilje Feal</p>		


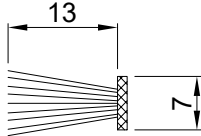
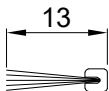
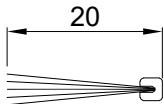
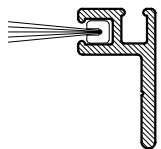
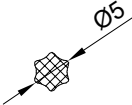
CODE	Izgled-presjek	Opis	Materijal	Nap.
105.001		<ul style="list-style-type: none"> <li>- Rukohvat za pogon krila</li> <li>- Stara oznaka 3172</li> </ul>		
141.010		<ul style="list-style-type: none"> <li>- Usmjerivač krila klizne grilje</li> </ul>		
147.000		<ul style="list-style-type: none"> <li>- Kotačići za klizne grilje</li> <li>- Stara oznaka: 1379</li> </ul>		
210.001		<ul style="list-style-type: none"> <li>- Kliješta za kutne spojnice</li> <li>- Stara oznaka: kliješta -83064</li> </ul>		
210.002		<ul style="list-style-type: none"> <li>- Noževi za kliješta kutnih spojnica</li> <li>- Stara oznaka: noževi</li> </ul>		
210.005		<ul style="list-style-type: none"> <li>- Dodatna pokretna osovina kliješta za spajanja kutnika na utiskivanje.</li> </ul>		

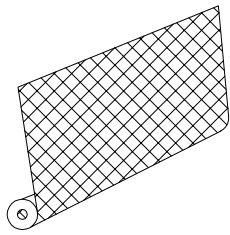
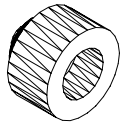

CODE	Izgled-presjek	Opis	Materijal	Nap.
105.009	 <p>Vijci screws M5x20(DIN7991)</p>	<ul style="list-style-type: none"> <li>-Ručica za bravu</li> <li>-Oznaka proizvođača: Giesse 0249201 (firkant L=35 mm)</li> </ul>		
140.084		<ul style="list-style-type: none"> <li>-Adapter 7/8mm</li> <li>-Proizvođač: Hoppe</li> <li>-Izvorna oznaka: L22679</li> </ul>		
140.076		<ul style="list-style-type: none"> <li>-Pratilica za parna krila 11 mm</li> <li>-Izvorna oznaka: A83635.5</li> </ul>		
140.083		<ul style="list-style-type: none"> <li>-Pratilica za parna krila 15 mm</li> <li>-Izvorna oznaka: A83635.6</li> </ul>		
107.006.01 02 03		<ul style="list-style-type: none"> <li>-Ručka</li> <li>-Izvorna oznaka: 6027.7</li> </ul>		
140.079		<ul style="list-style-type: none"> <li>-Zapinjač</li> <li>-Izvorna oznaka: 4032.68</li> </ul>		

CODE	Izgled-presjek	Opis	Materijal	Nap.
140.080		<ul style="list-style-type: none"> <li>-Umetak između klizača i ručke</li> <li>-Izvorna oznaka: 6427.1</li> </ul>		
140.085		<ul style="list-style-type: none"> <li>-Prijvatnik zapinjača za žlijeb 15mm</li> <li>-Izvorna oznaka:A93638.2</li> </ul>		
140.106		<ul style="list-style-type: none"> <li>-Kolica</li> <li>-Izvorna oznaka: 93635.2</li> <li>-Proizvođač: Master</li> <li>-Izvorni crtež u mjerilu nalazi se na mreži</li> </ul>		
140.107		<ul style="list-style-type: none"> <li>-Pratilica (donja vodilica)</li> <li>-Izvorna oznaka: 83635.3</li> <li>-Proizvođač: Master</li> <li>-Izvorni crtež u mjerilu nalazi se na mreži</li> </ul>		

**Brtvila**  
**/Klizna grilja/**



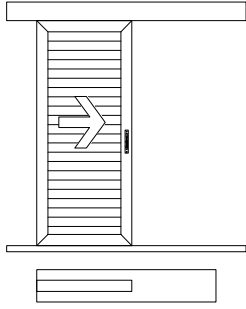
CODE	Izgled-presjek	Opis	Materijal	Nap.
348.010		-Brtva na spoju lamela -Oznaka proizvođača: 01104 (Complastex)	Koekstruzija PVC	
347.005		-Četkasta brtva 7x13 -Stara oznaka PB*HFC	PP	
347.008		-Četkasta brtva (13 mm)		
347.010		-Četkasta brtva (20 mm)		
F-1512		-Držać četkaste brtve 347.008; 347.010; L=..... mm	Al	
340.048		-Brtva - držać mreže komarice -Stara oznaka 00600/55		

CODE	Izgled-presjek	Opis	Materijal	Nap.
340.047		Mreža komarice	PVC	
345.005		- Odbojnik - Stara oznaka OK-120-02-A	ELASTRON G	
347.006		- Četkasta brtva		

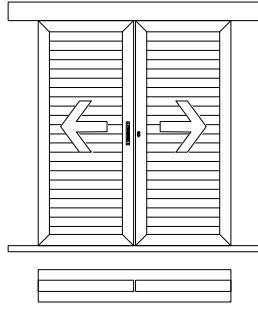
Presjeci  
/Klizna grilja/



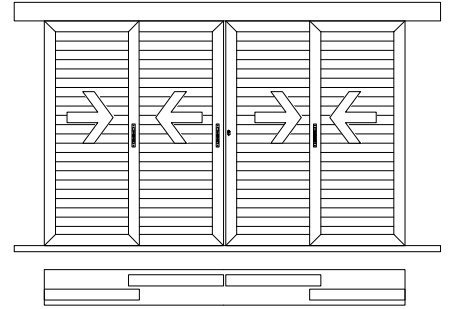
### TIPOLOGIJA




Jednokrilna na jednoj stazi



Dvokrilna na jednoj stazi

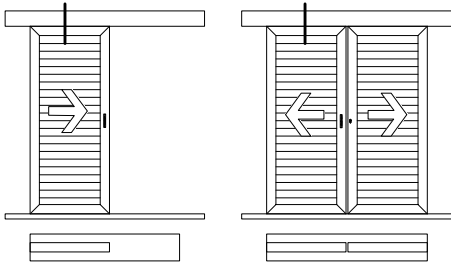


Četverokrilna na dvije staze

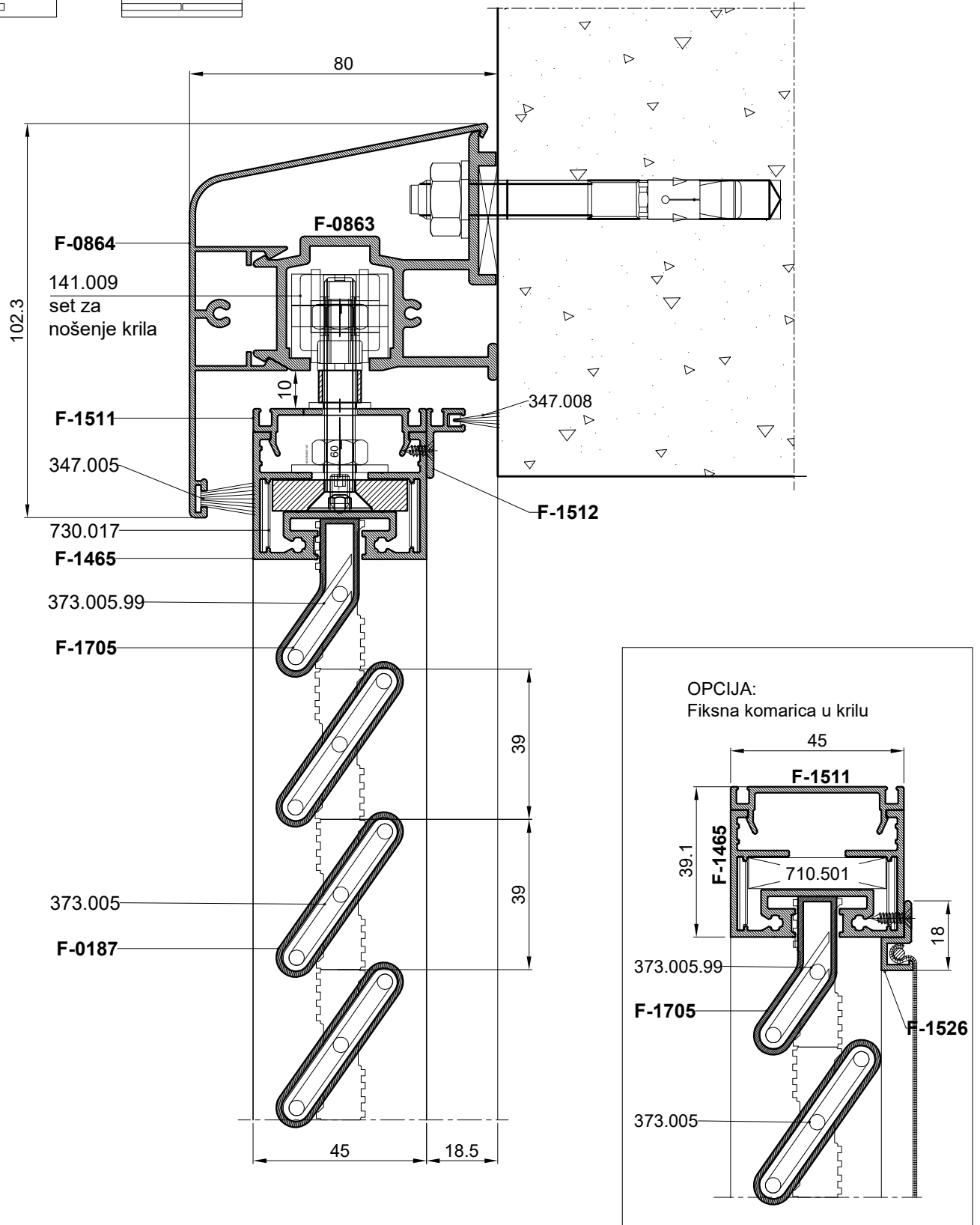


Dvokrilna na dvije staze

### Klizna grilja-TipA

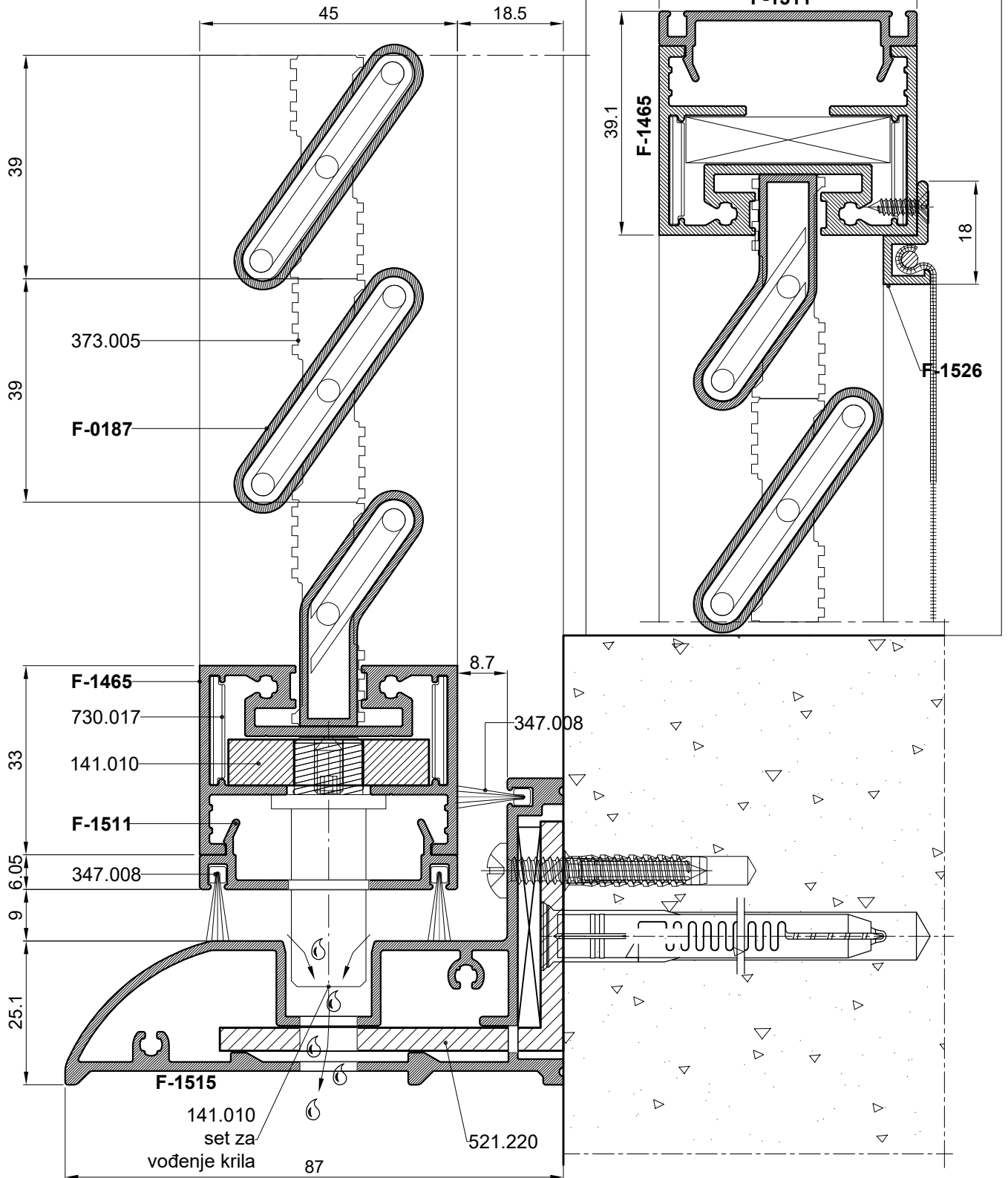
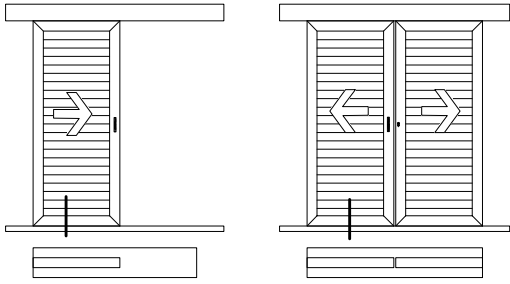


- Klizna grilja sa jednom stazom
- Fiksna ispuna u krilu
- Opcija: Fiksna komarica u krilu



### Klizna grilja-TipA

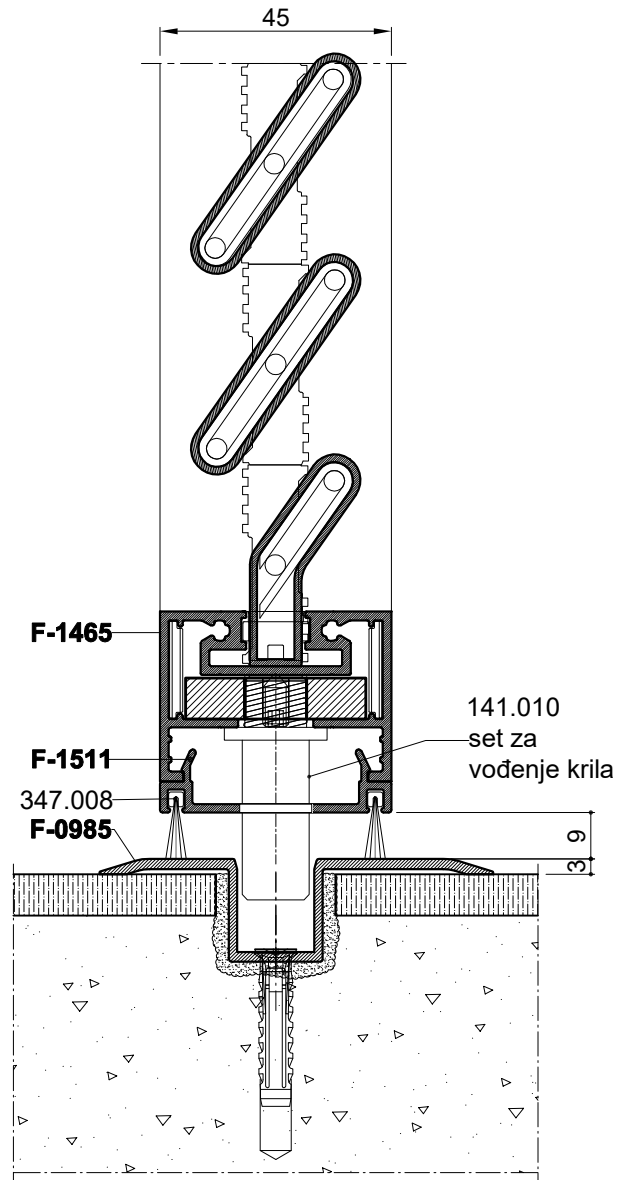
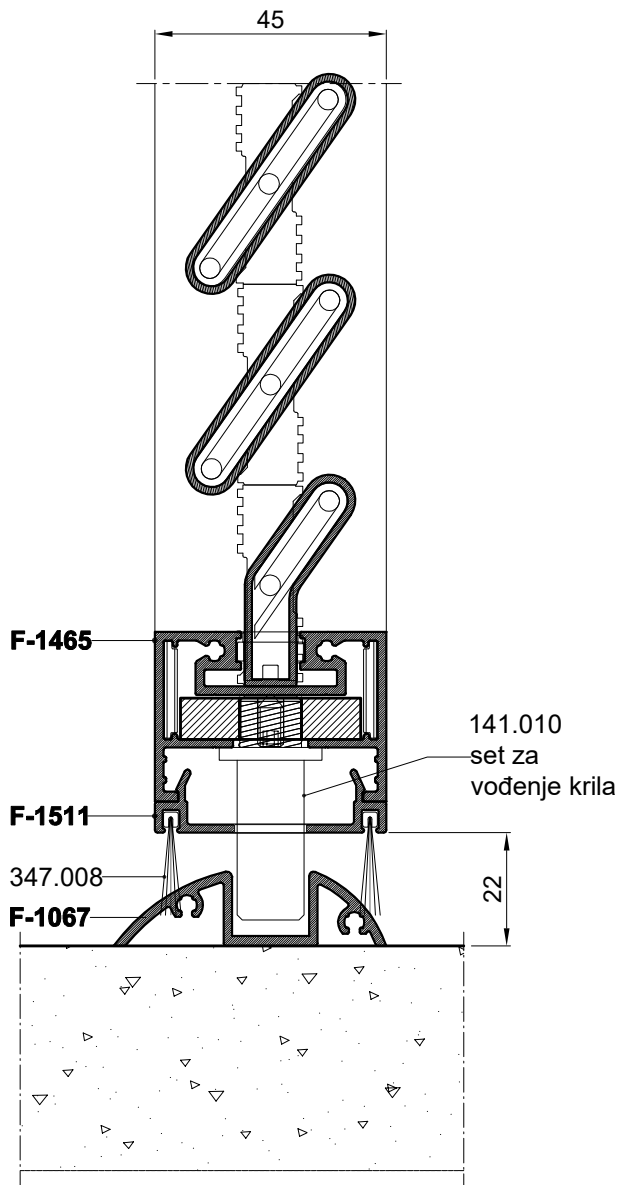
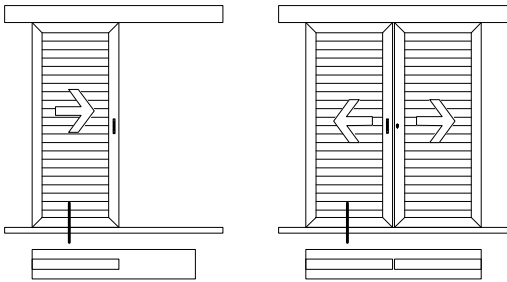
- Klizna grilja sa jednom stazom
- Fiksna ispuna u krilu
- Opcija: Fiksna komarica u krilu

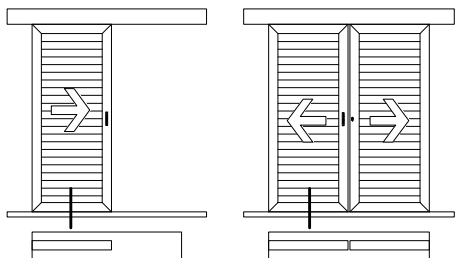


### OPCIJE SA PROFILOM VODILICE

#### Klizna grilja-TipA

- Klizna grilja sa jednom stazom
- Fiksna ispuna u krilu
- Opcija: Fiksna komarica u krilu
- Mogućnost ukopavajućeg praga

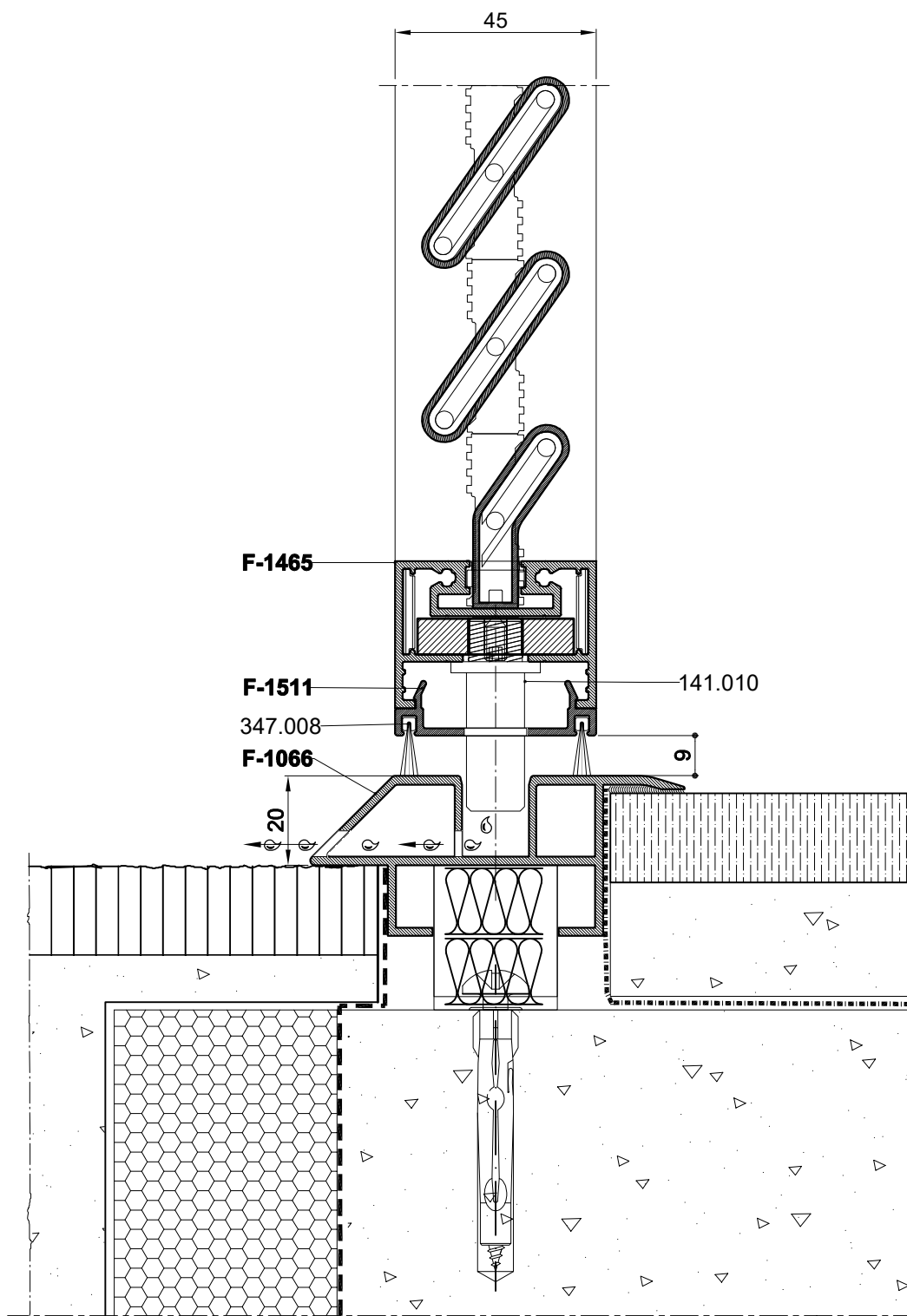




### OPCIJE SA PROFILOM VODILICE

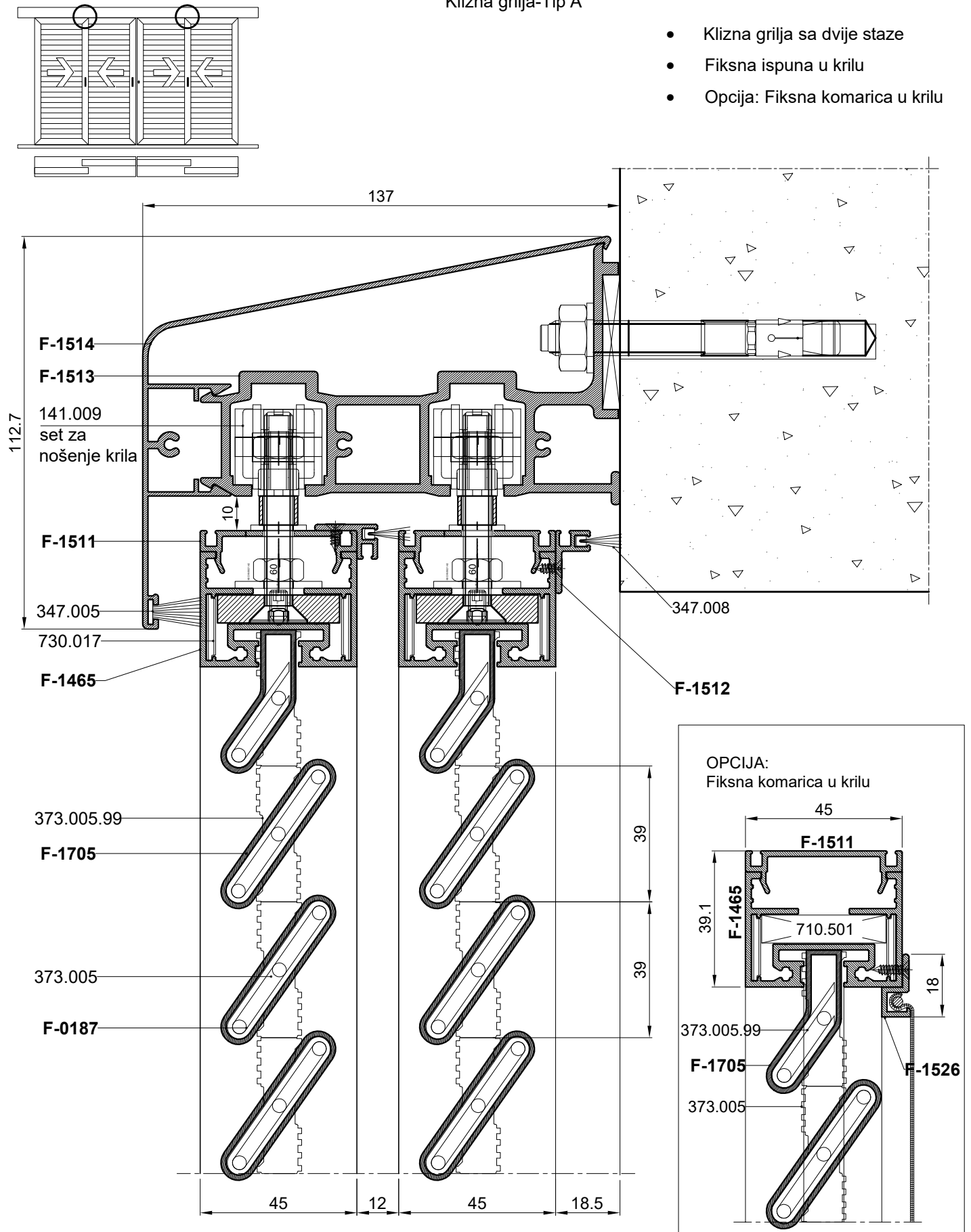
#### Klizna grilja-TipA

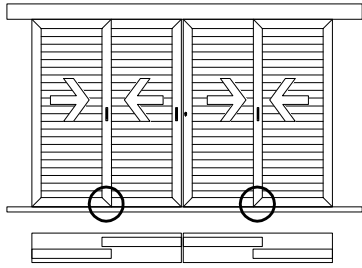
- Klizna grilja sa jednom stazom
- Fiksna ispuna u krilu
- Opcija: Fiksna komarica u krilu
- Mogućnost ukopavajućeg praga



### Klizna grilja-Tip A

- Klizna grilja sa dvije staze
- Fiksna ispuna u krilu
- Opcija: Fiksna komarica u krilu

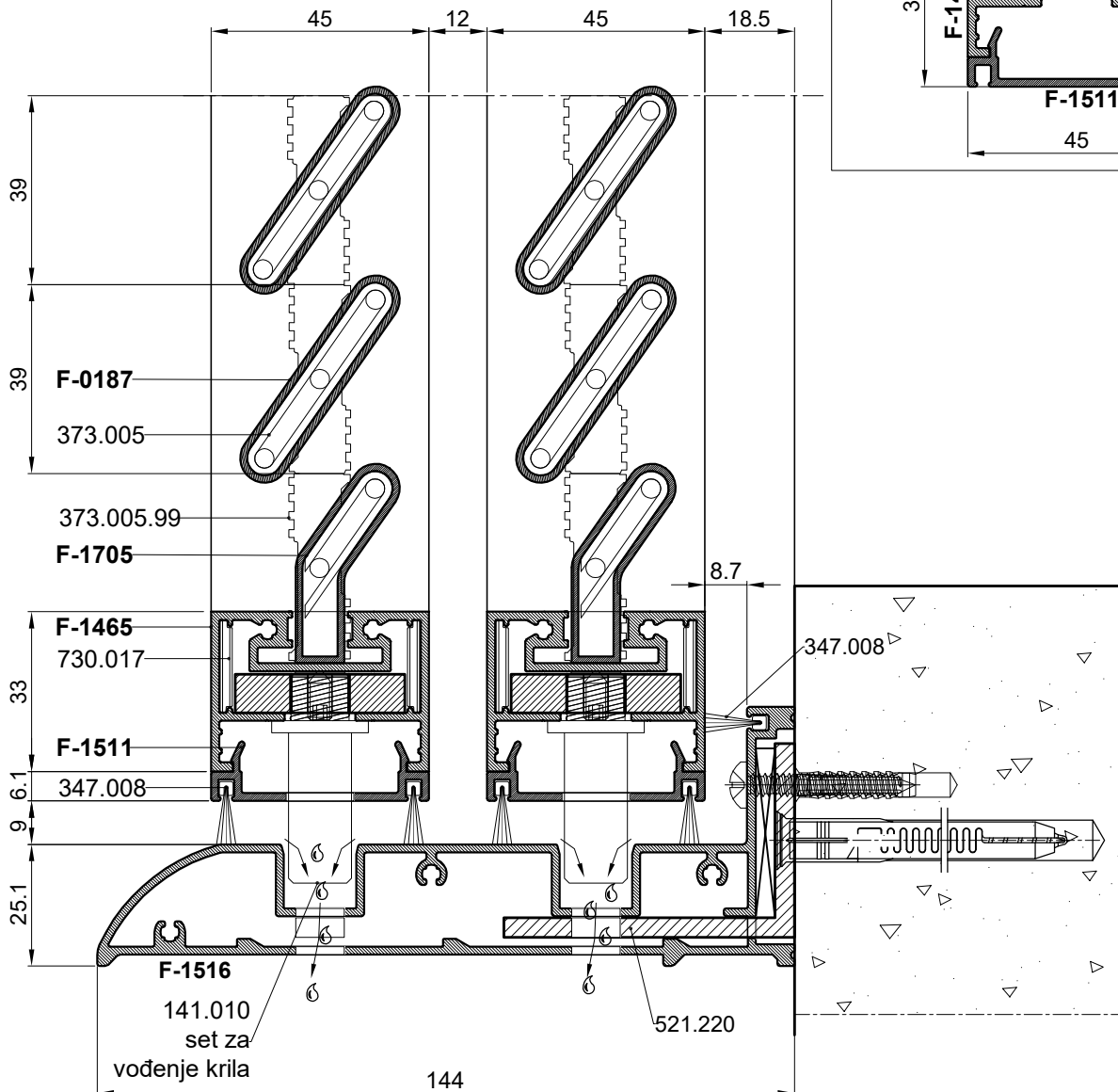
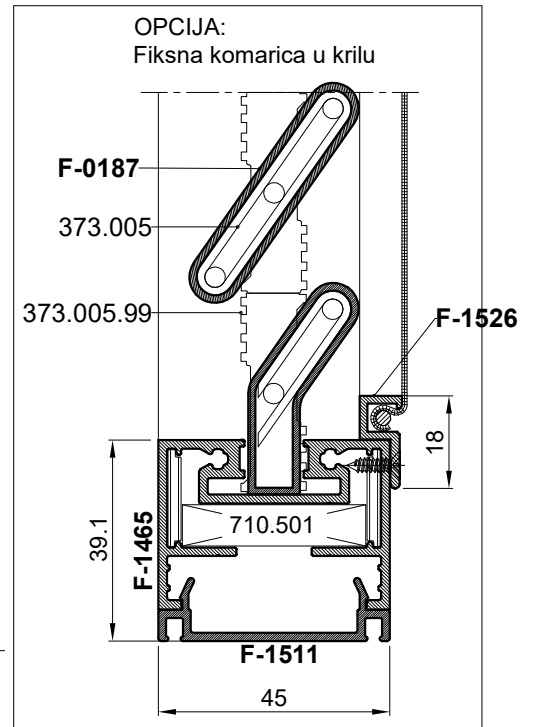


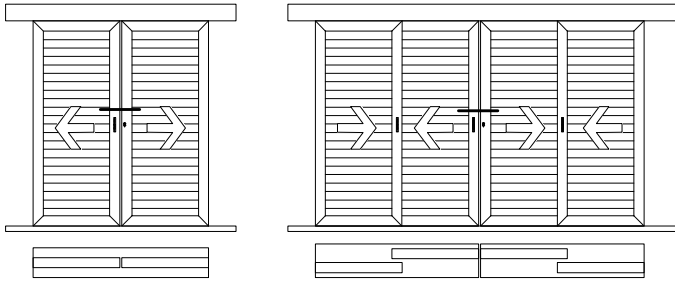


Klizna grilja-TipA

- Klizna grilja sa dvije staze
- Fiksna ispuna u krilu
- Opcija: Fiksna komarica u krilu

OPCIJA:  
Fiksna komarica u krilu

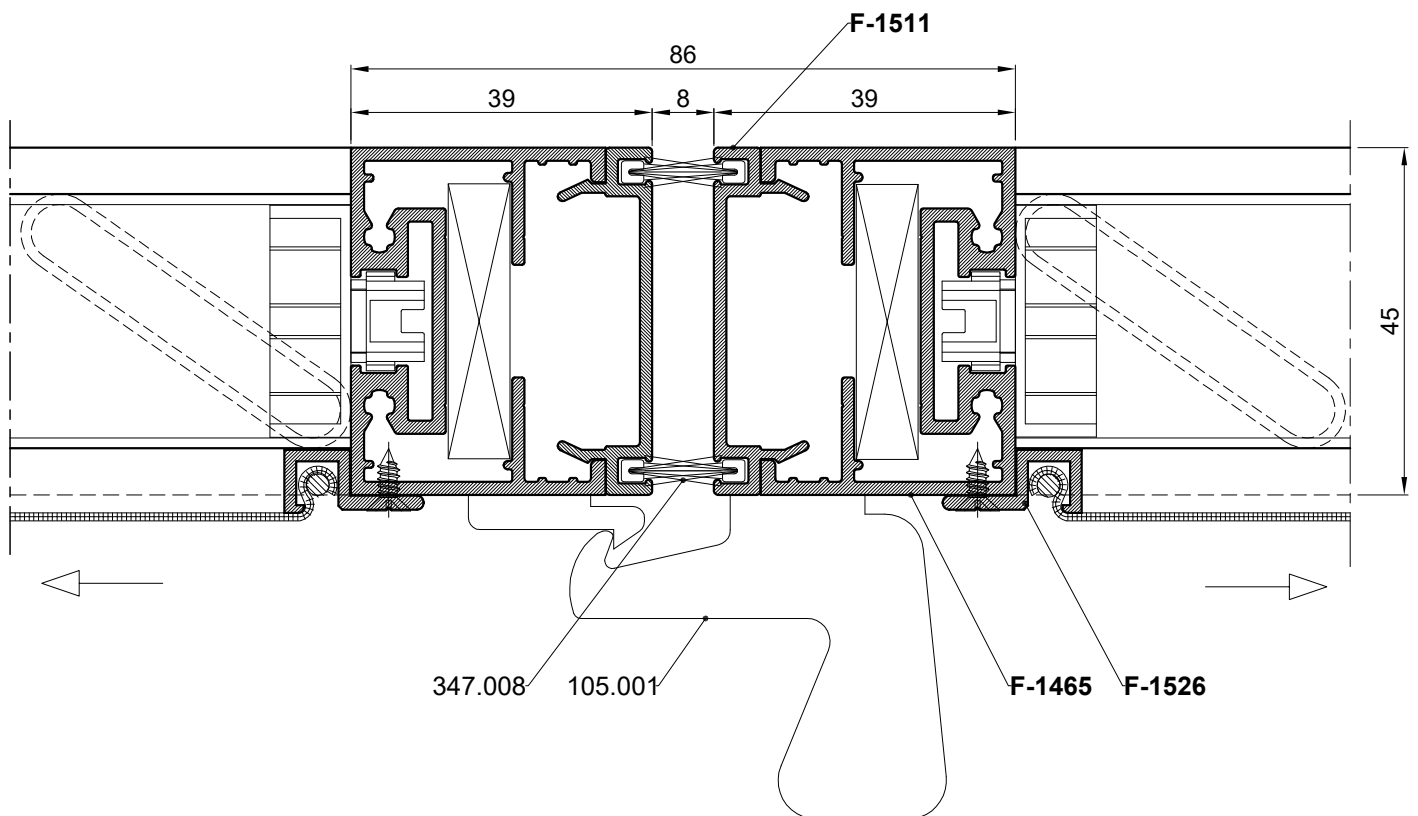


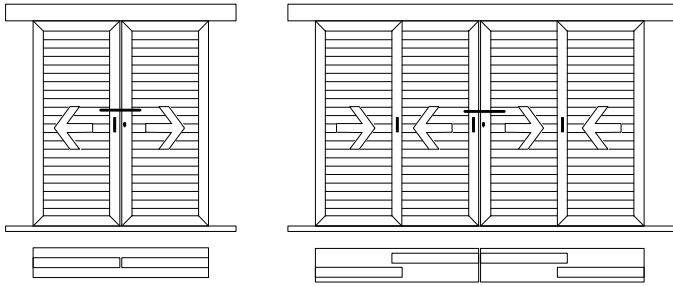


Klizna grilja-TipA

### KLJUČANJE KLIZNE GRILJE NA SUDARU KRILA

- zatvaranje krila (papuča) art.105.001

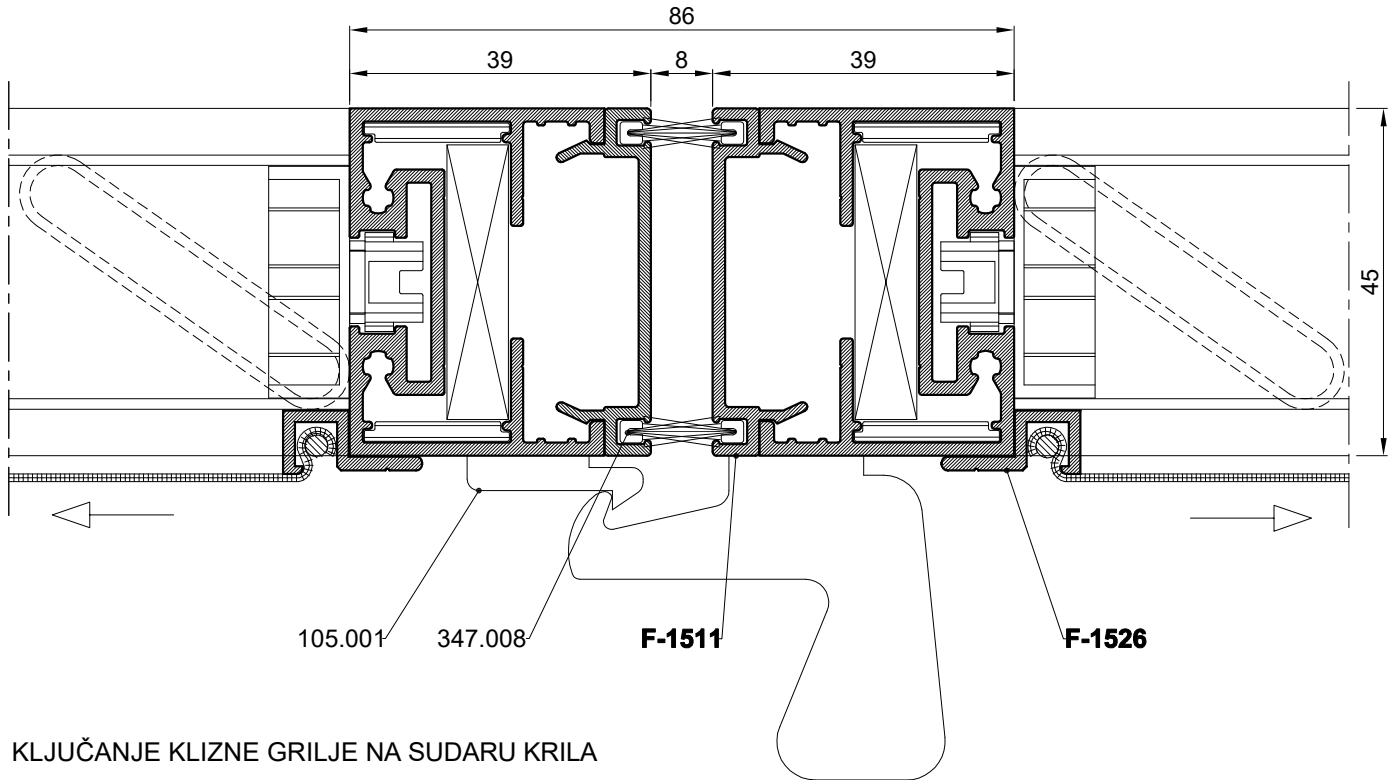




Klizna grilja-TipA

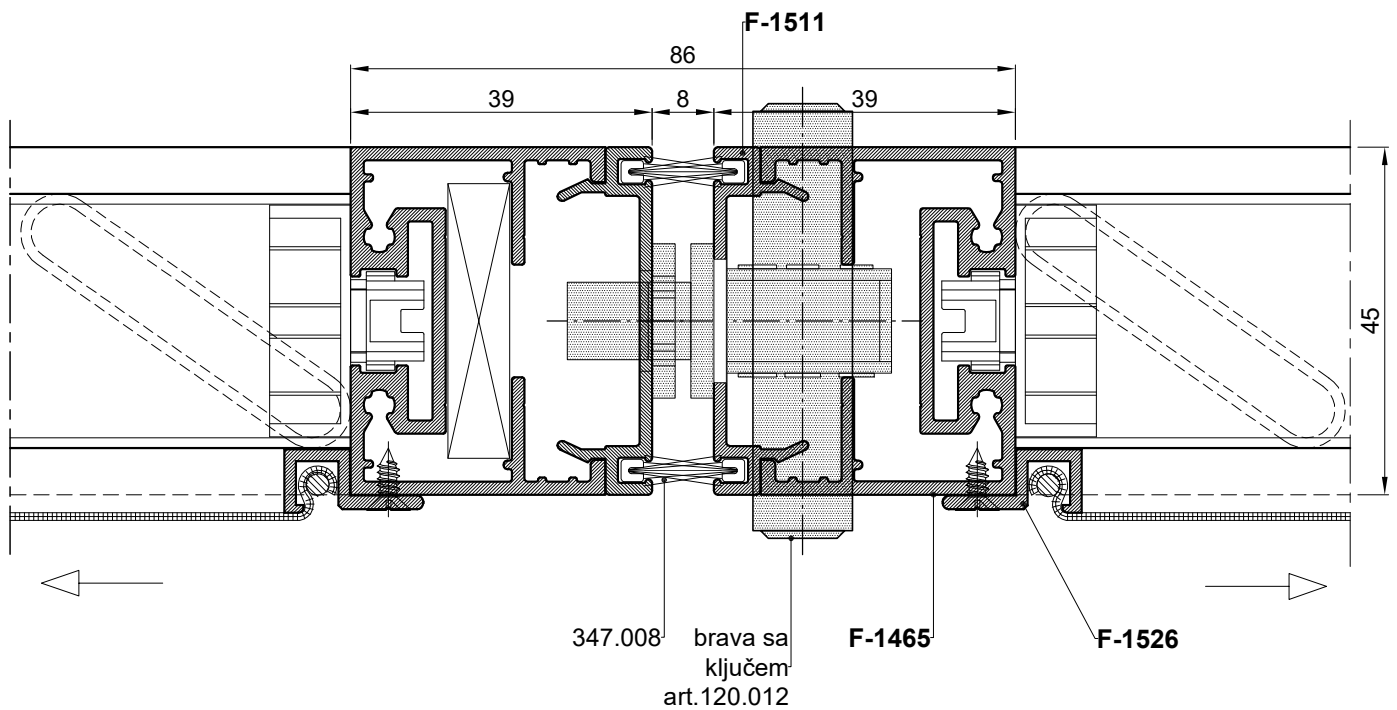
### KLJUČANJE KLIZNE GRILJE NA SUDARU KRILA

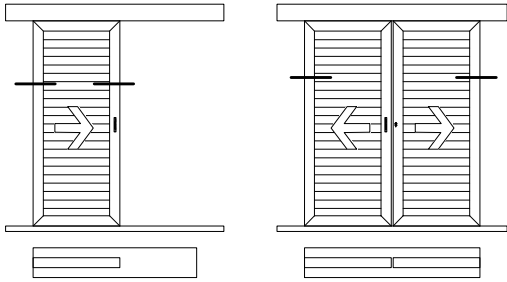
- zatvaranje krila (papuča) art.105.001



### KLJUČANJE KLIZNE GRILJE NA SUDARU KRILA

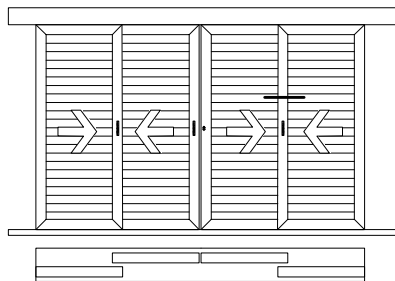
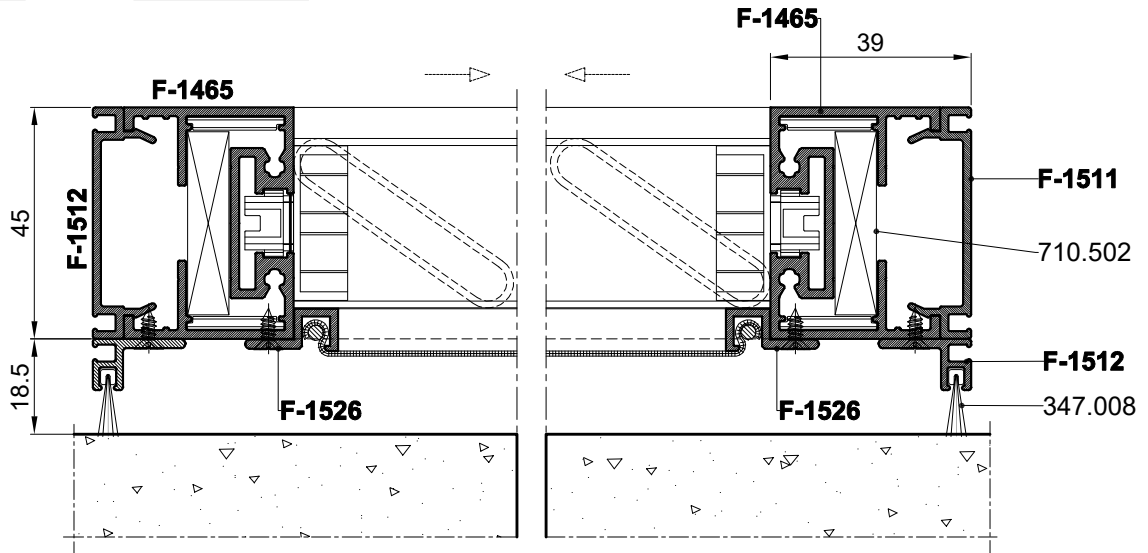
- ključanje bravicom sa ključem art.120.012



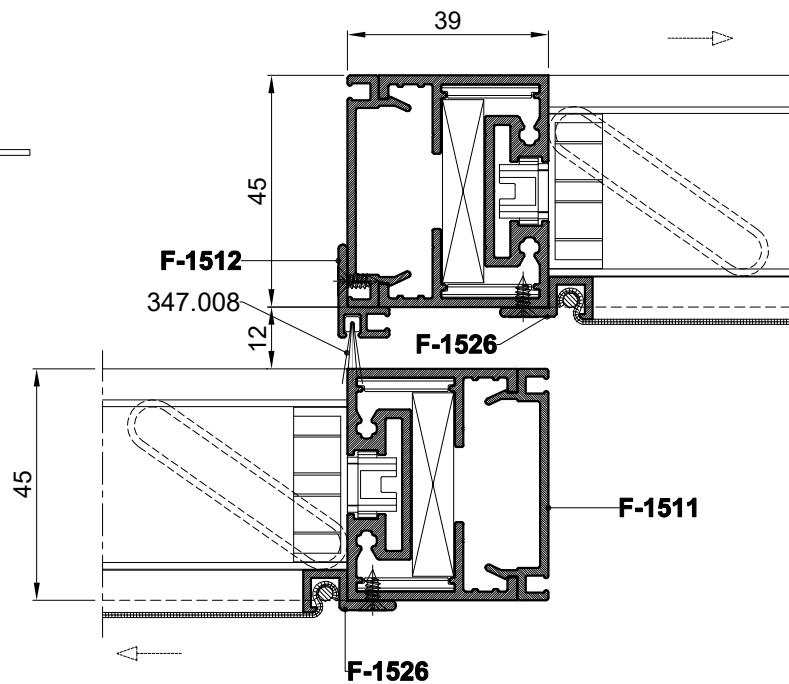


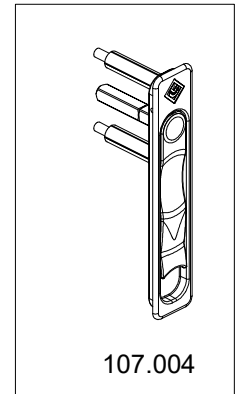
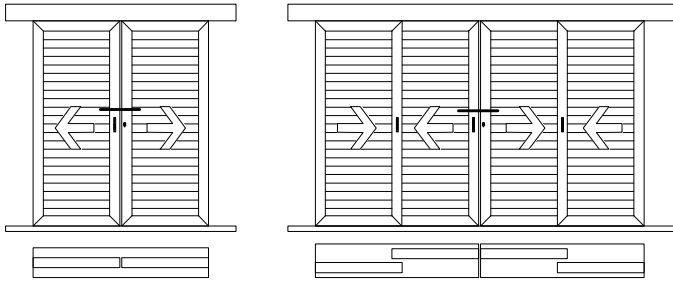
Klizna grilja-TipA

DETALJ KRILA GRILJA PREMA ZIDU



DETALJ SPOJA KRILA GRILJE

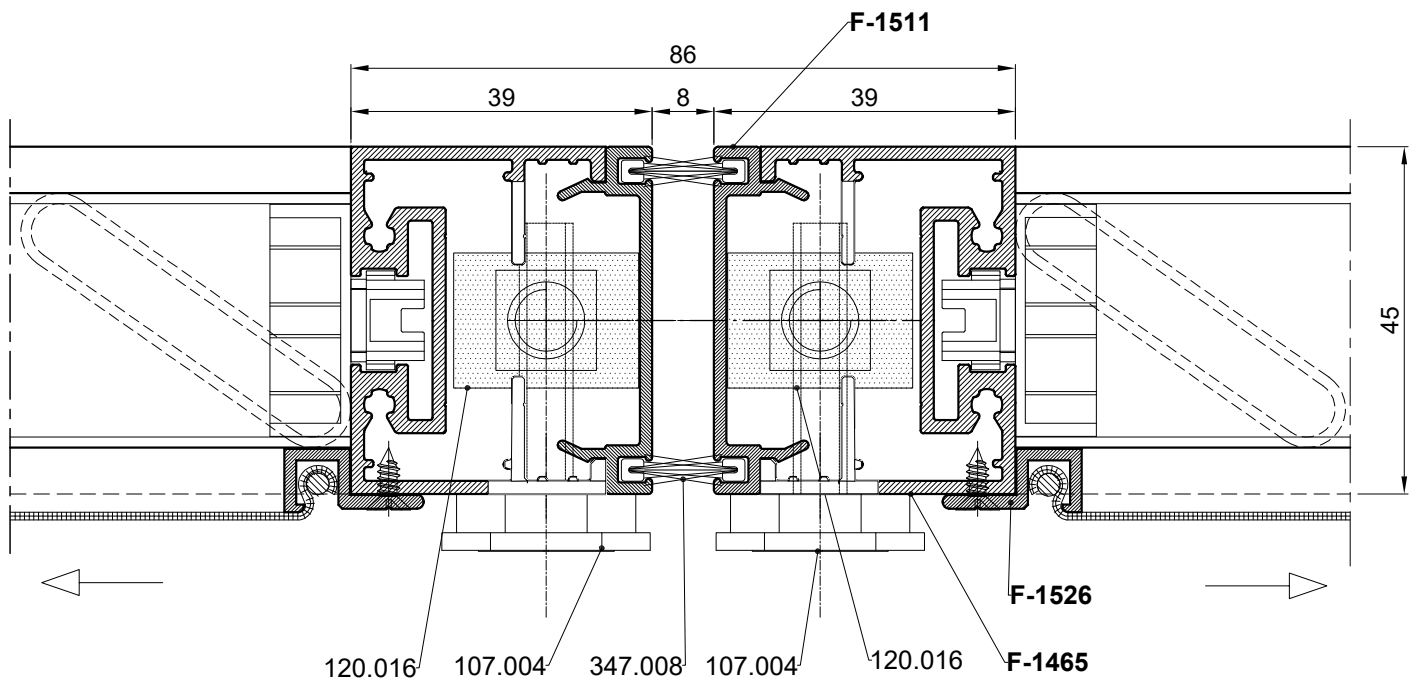


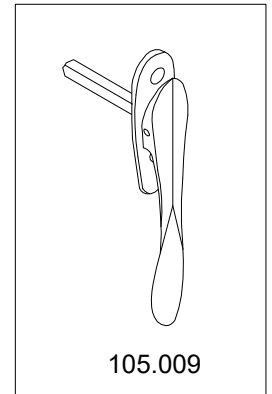
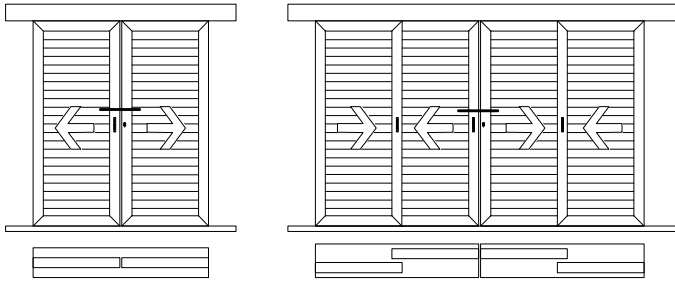


Klizna grilja-TipA

### KLJUČANJE KLIZNE GRILJE NA SUDARU KRILA

- fiksiranje krila u svakoj točki bravicom art.120.016

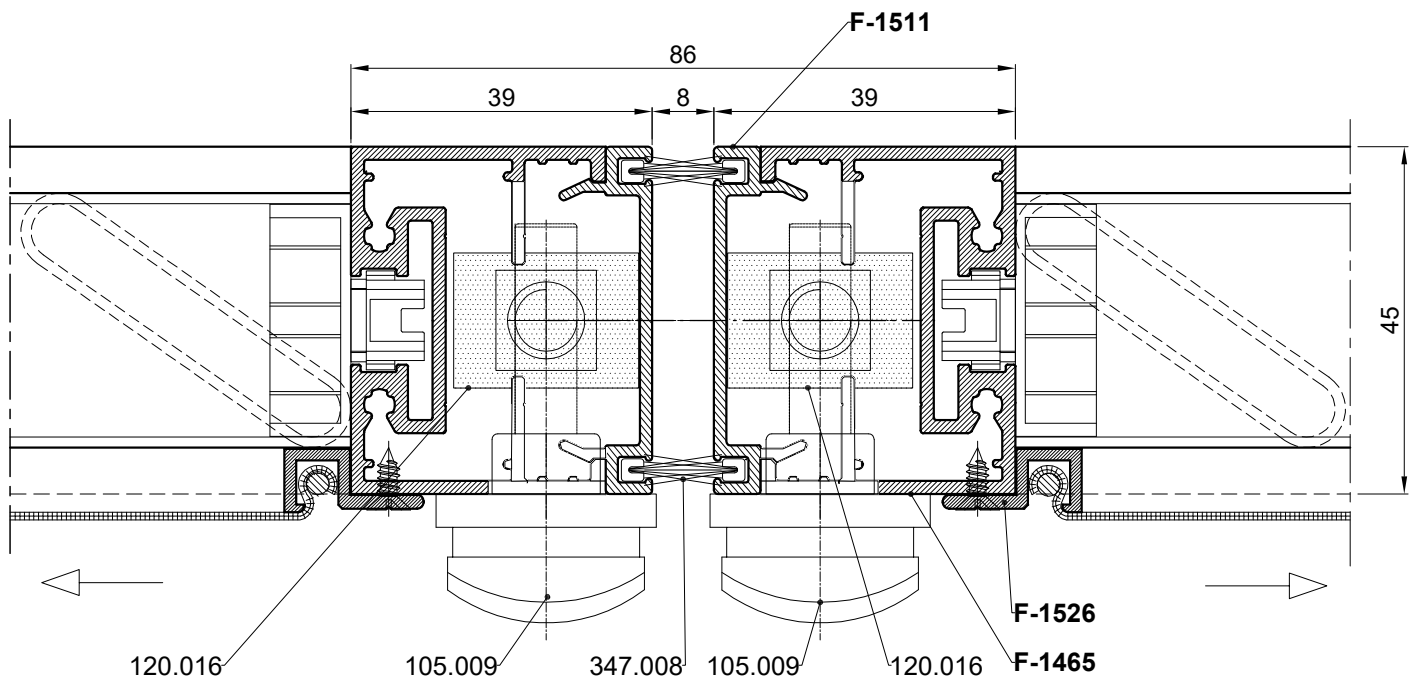


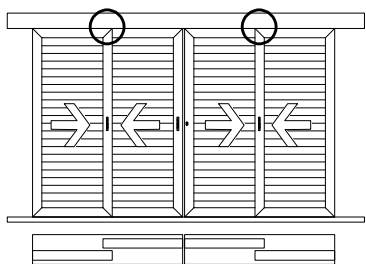


### Klizna grilja-TipA

#### KLJUČANJE KLIZNE GRILJE NA SUDARU KRILA

- fiksiranje krila u svakoj točki bravicom art.120.016

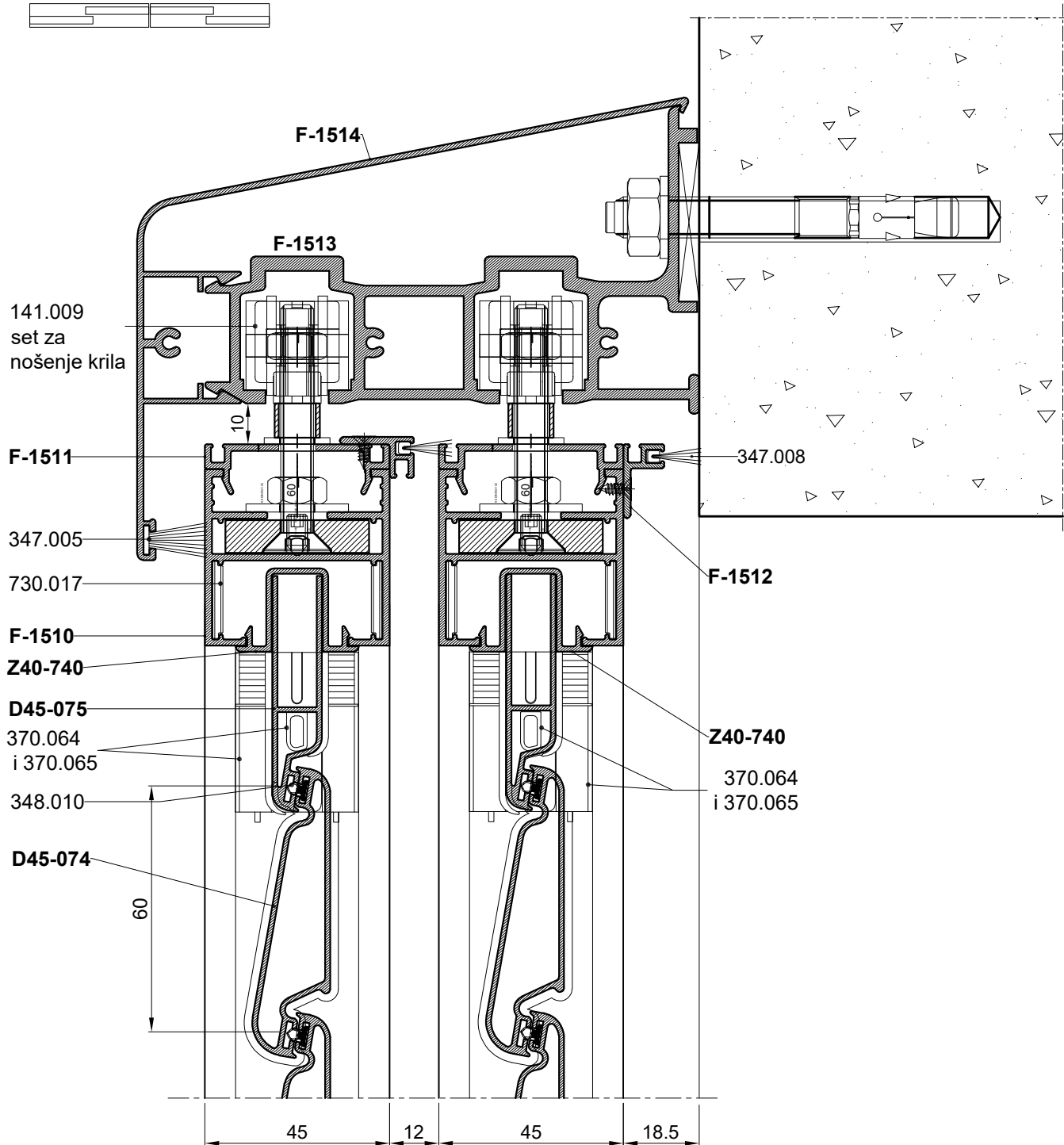


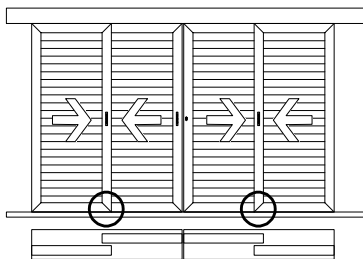


Klizna grilja-TipA

KLIZNA GRILJA SA POKRETNOM ISPUNOM

- mehanizam 25 mm

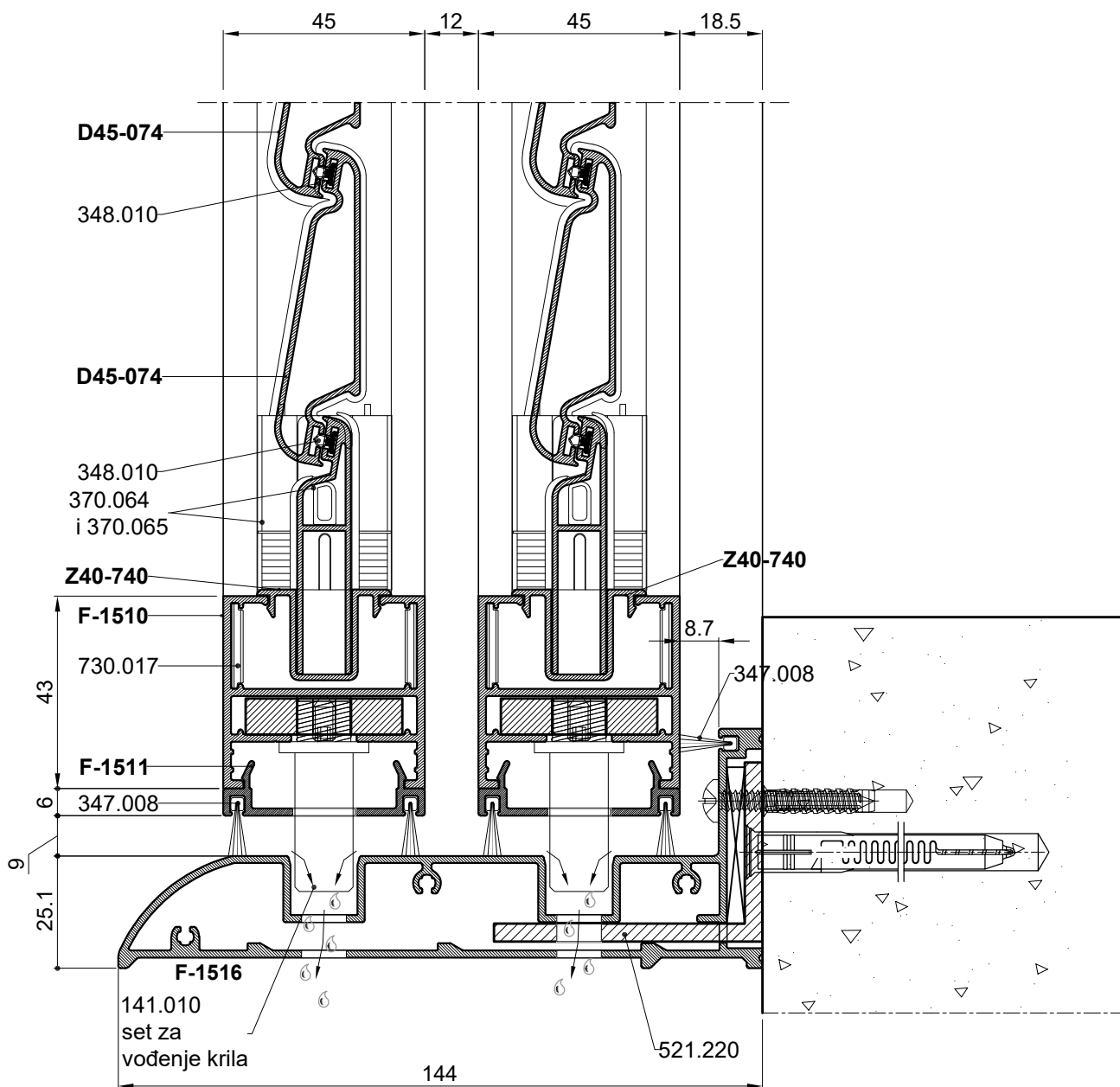


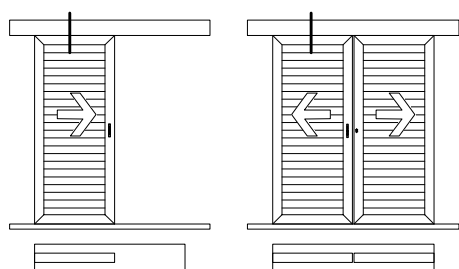


Klizna grilja-TipA

### KLIZNA GRILJA SA POKRETNOM ISPUNOM

- mehanizam 25 mm

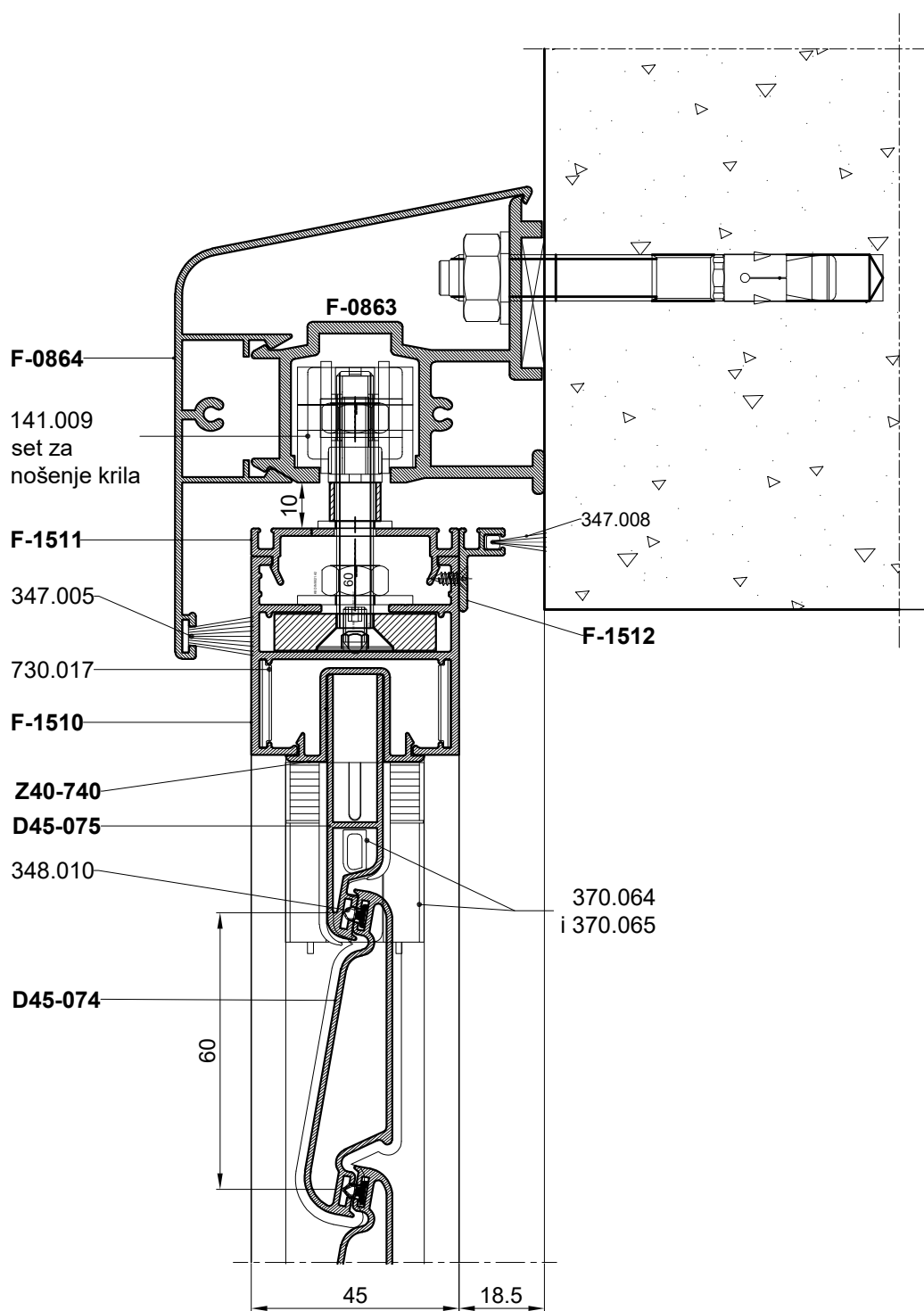


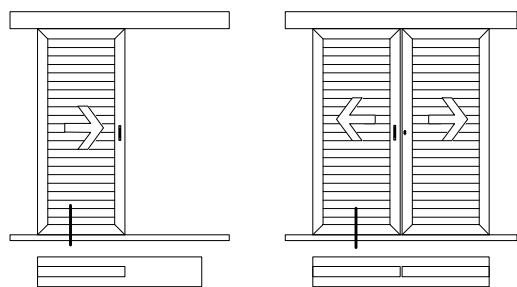


Klizna grilja-TipA

### KLIZNA GRILJA SA POKRETNOM ISPUNOM

- mehanizam 25 mm

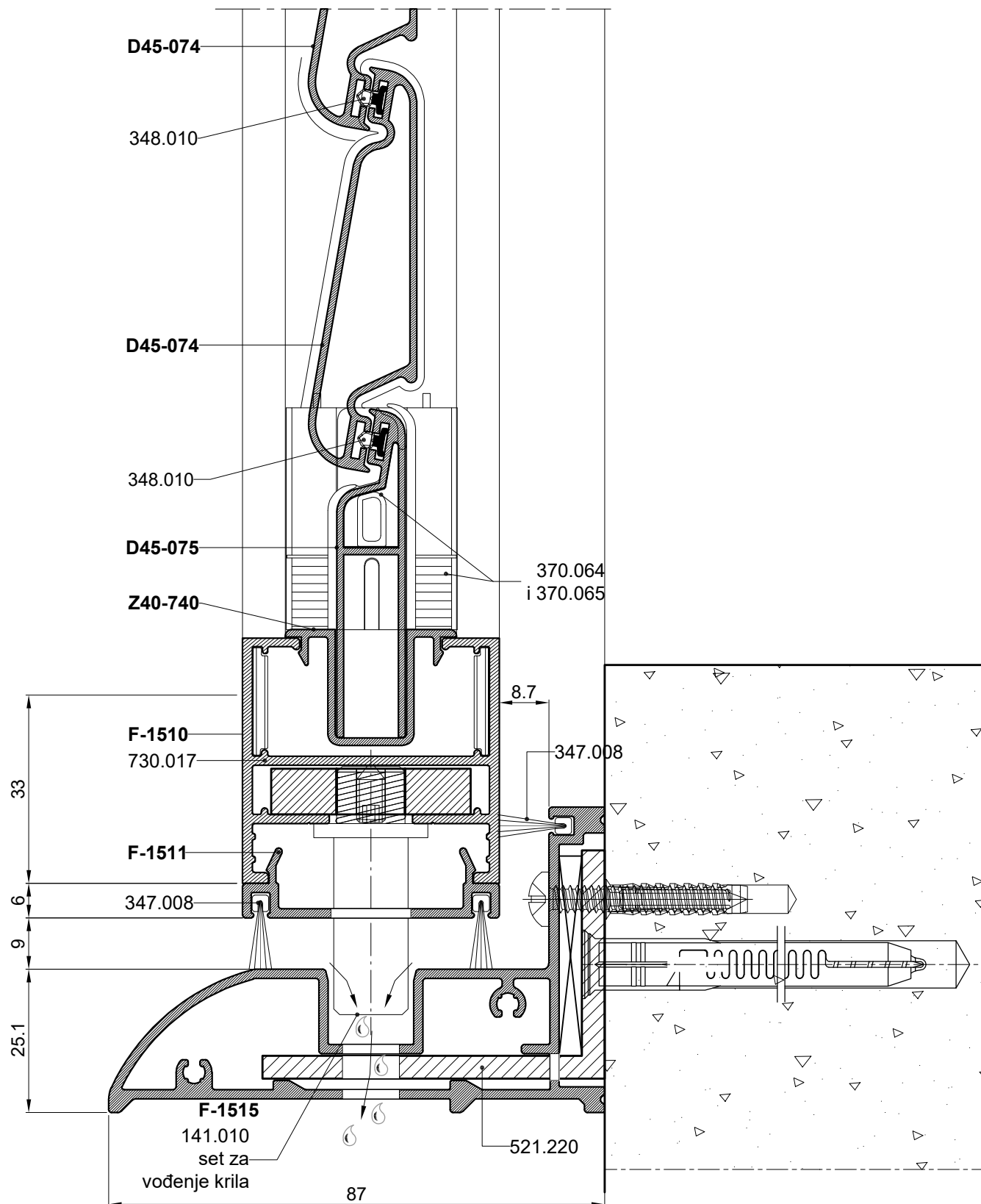


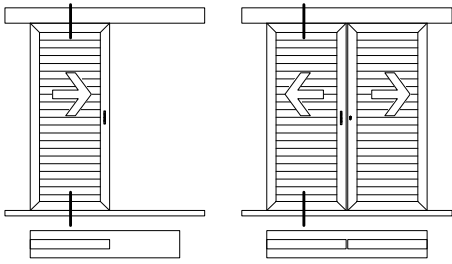


Klizna grilja-TipA

### KLIZNA GRILJA SA POKRETNOM ISPUNOM

- mehanizam 25 mm

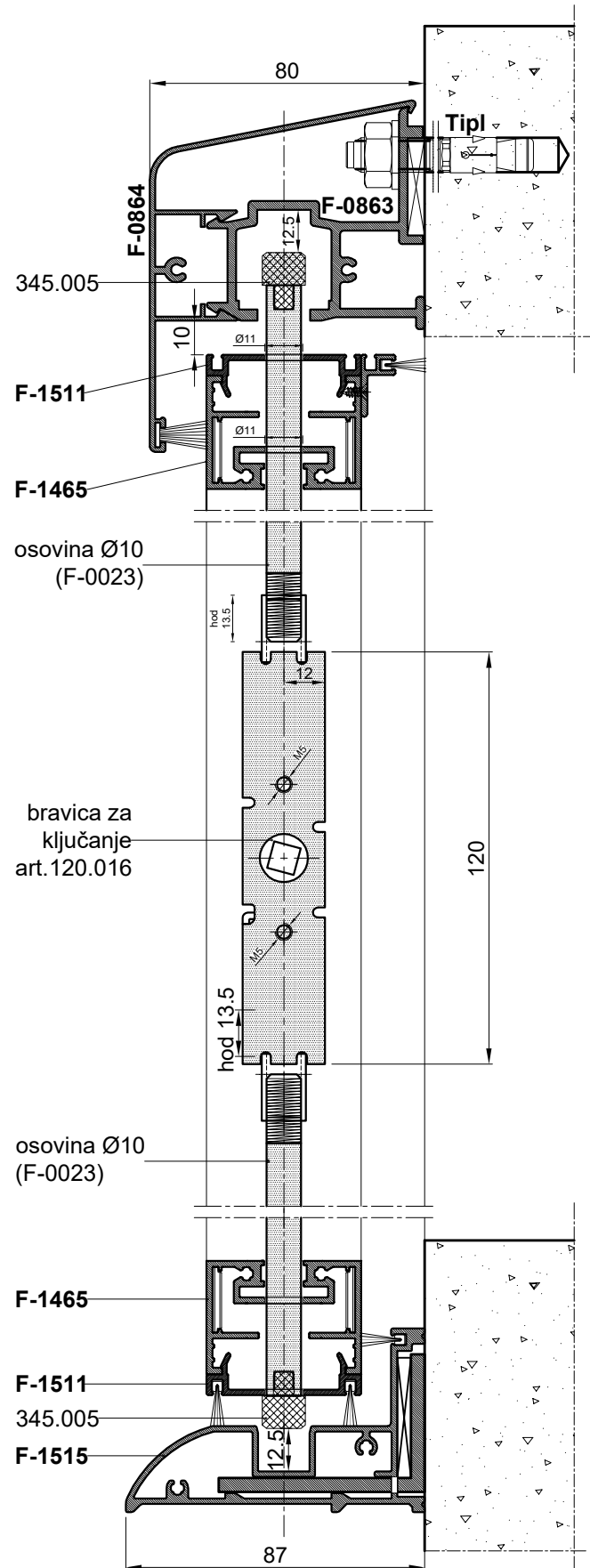
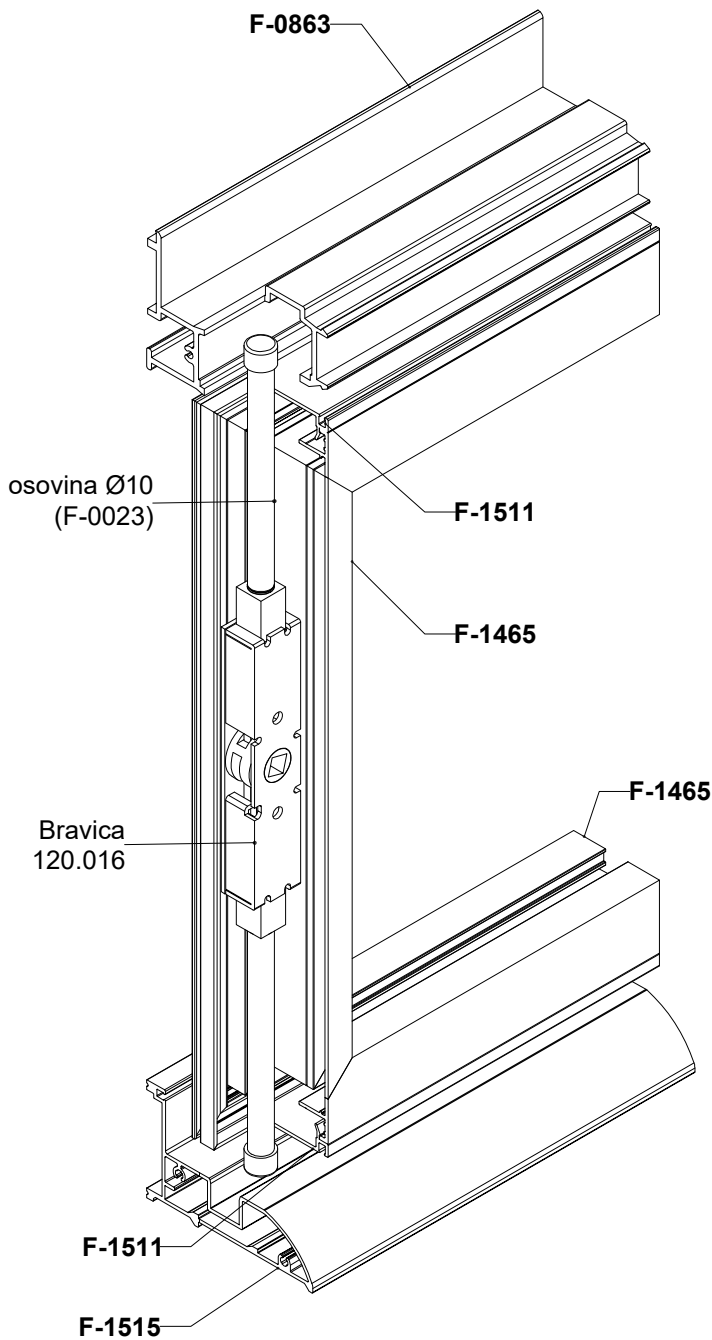


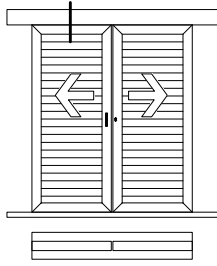


Klizna grilja-TipA

### DETALJ FIKSIRANUJE GRILJE BRAVICOM art. 120.016

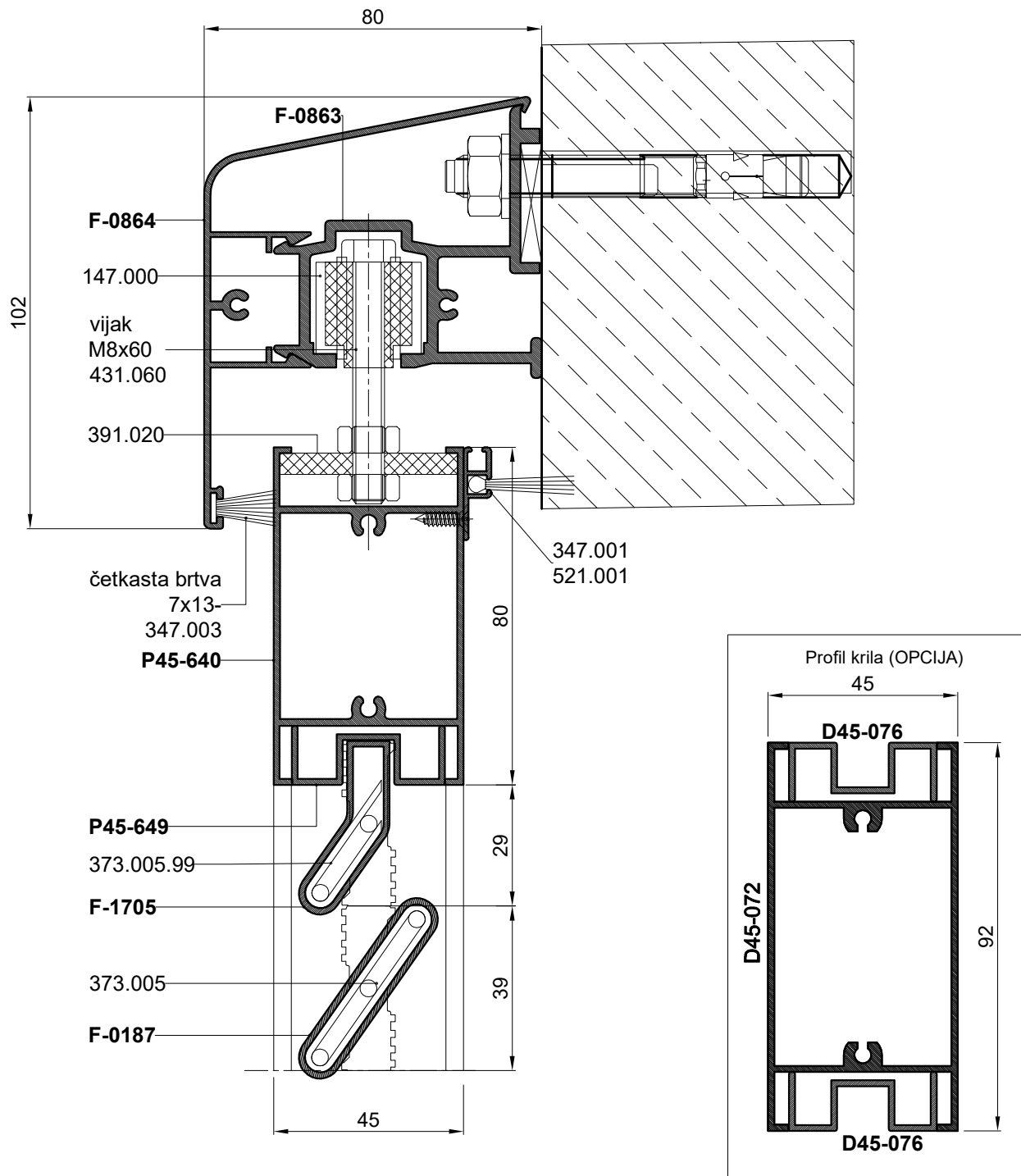
- fiksiranje grilje u svakom položaju

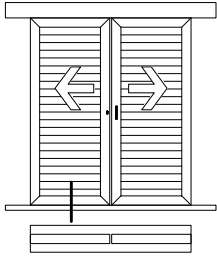




### Klizna grilja-TipB

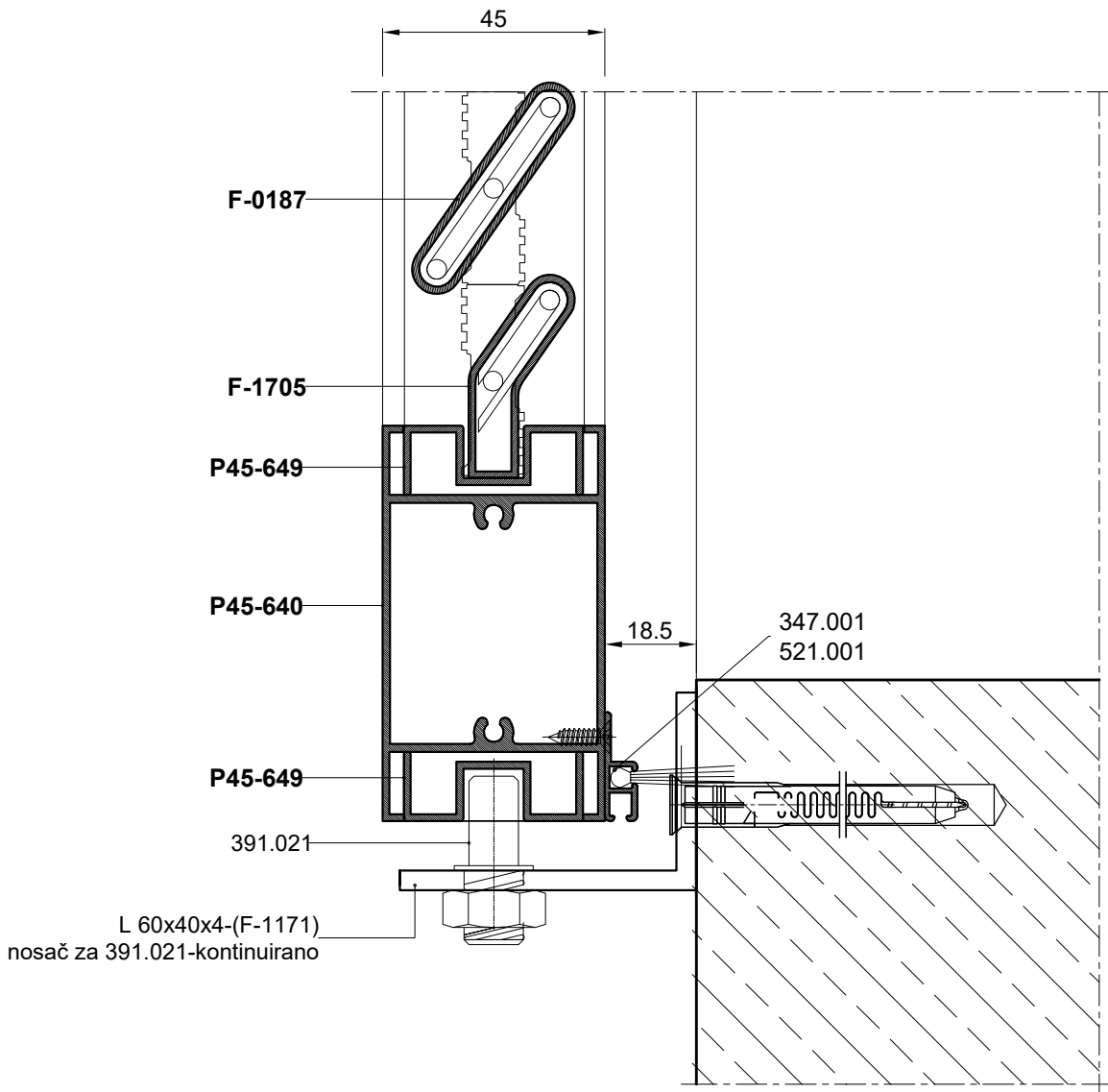
- Klizna grilja sa jednom stazom
- Fiksna ispuna u krilu
- Opcija: Fiksna komarica u krilu

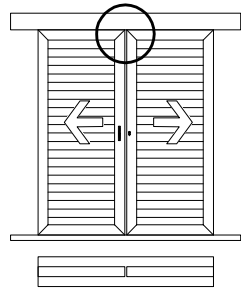




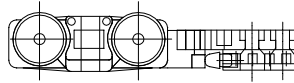
### Klizna grilja-TipB

- Klizna grilja sa jednom stazom
- Fiksna ispuna u krilu
- Opcija: Fiksna komarica u krilu



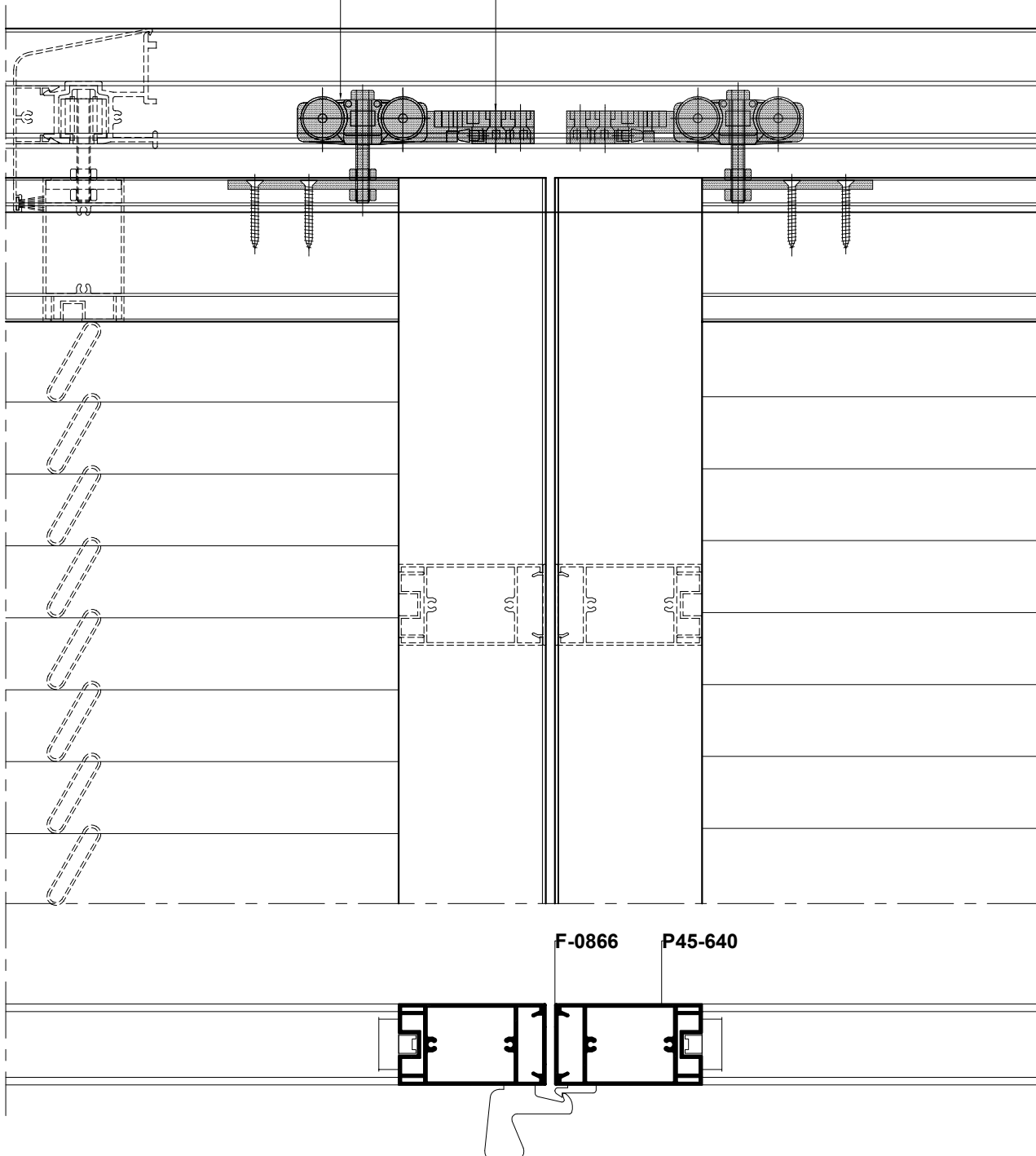


Klizna grilja-TipB



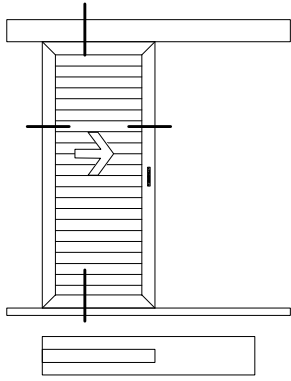
147.000-  
kotačići klizne grilje

147.001-graničnik i  
ublaživač udara



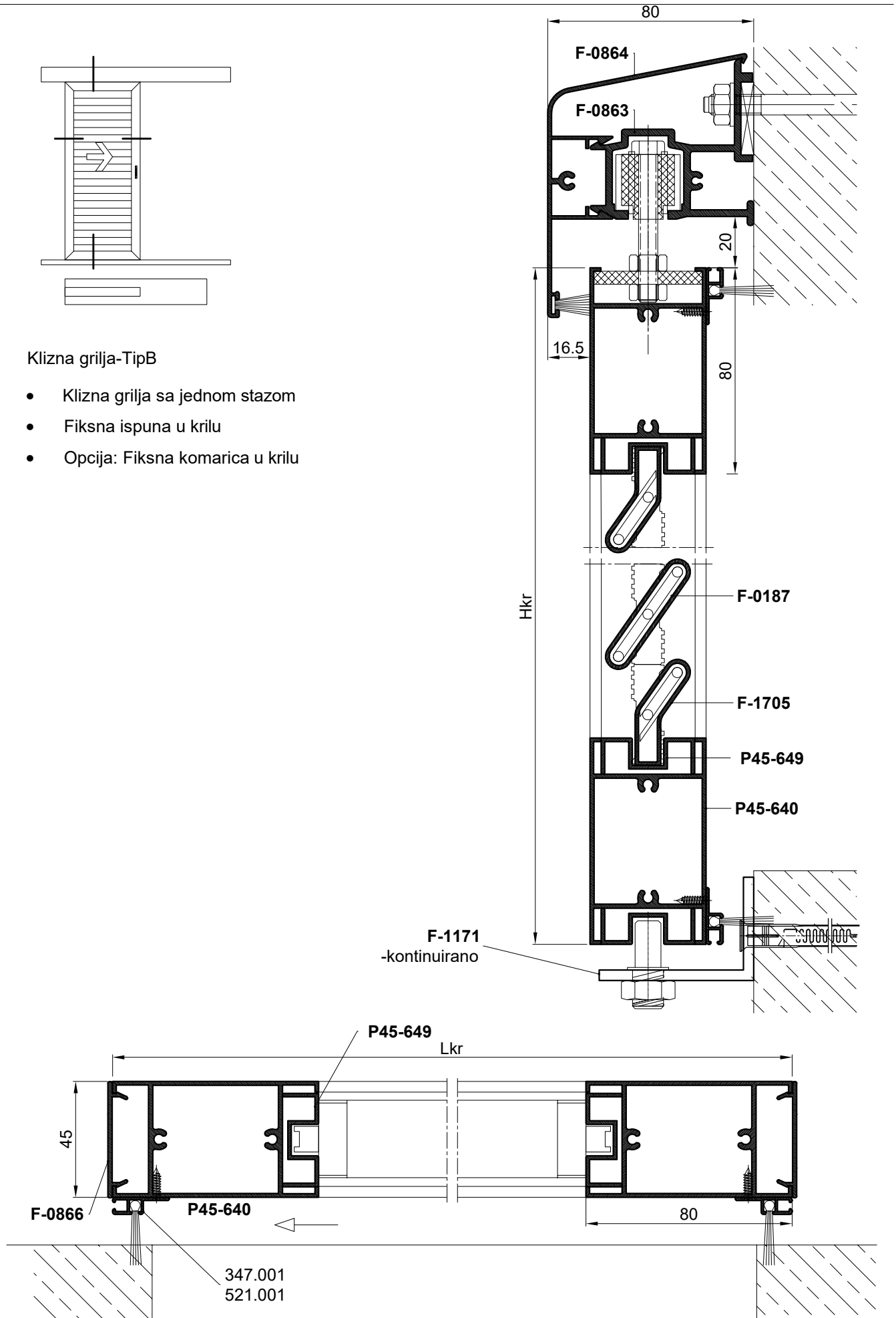
F-0866

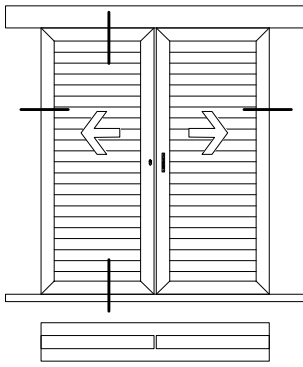
P45-640



### Klizna grilja-TipB

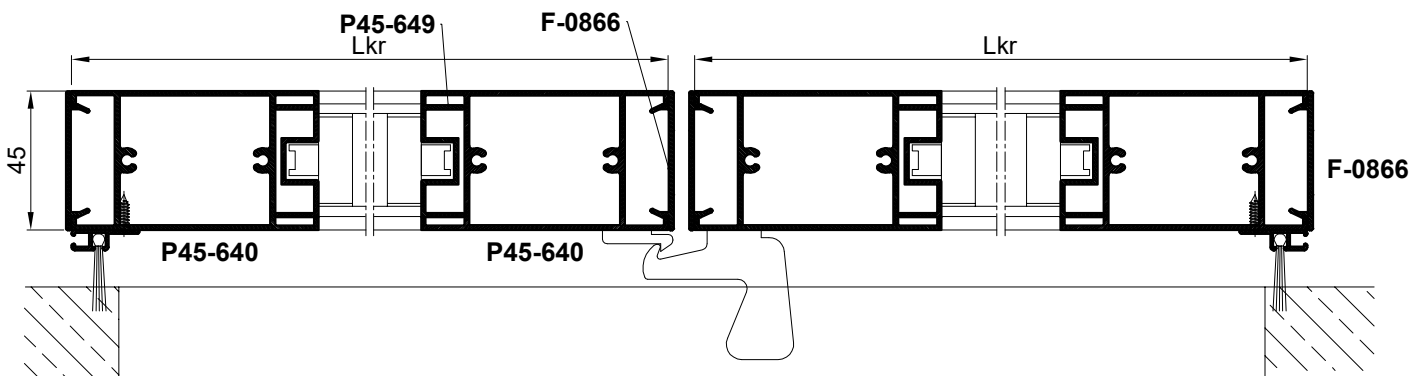
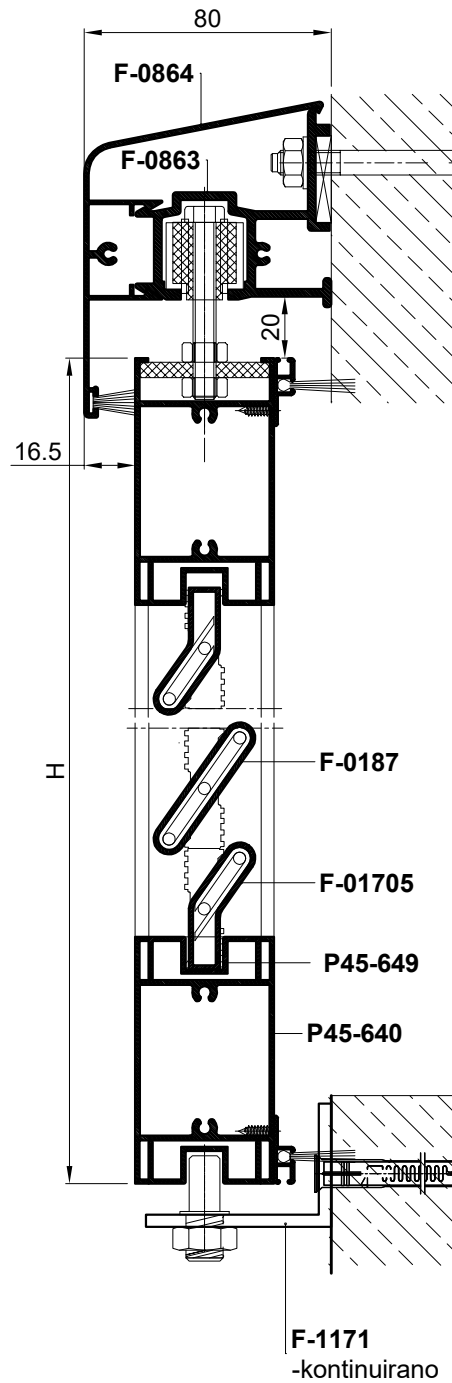
- Klizna grilja sa jednom stazom
- Fiksna ispuna u krilu
- Opcija: Fiksna komarica u krilu





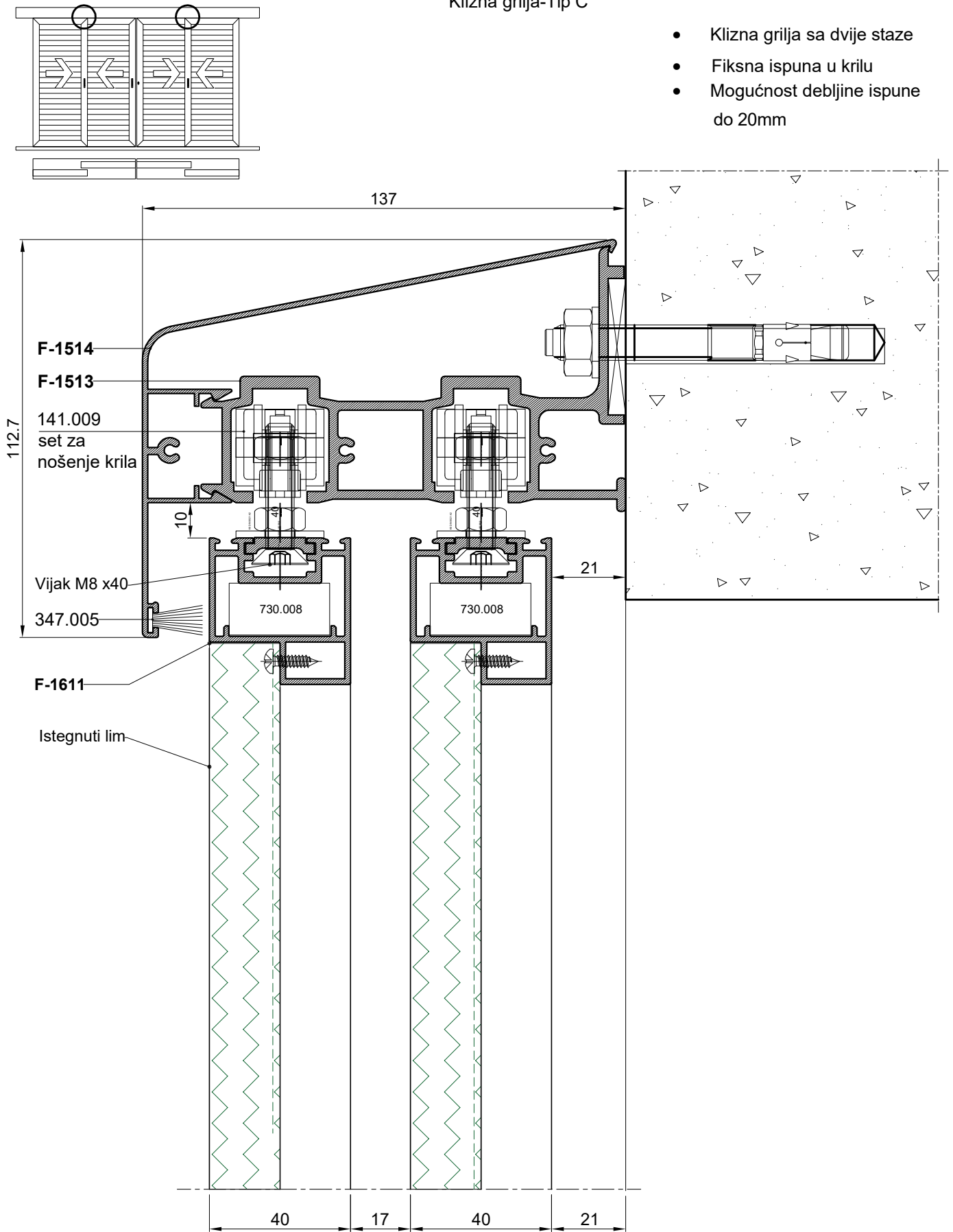
### Klizna grilja-TipB

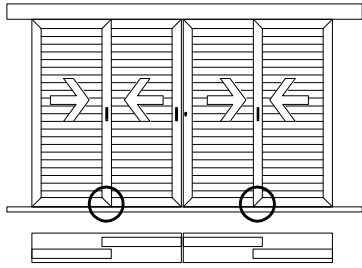
- Klizna grilja sa jednom stazom
- Fiksna ispuna u krilu
- Opcija: Fiksna komarica u krilu



### Klizna grilja-Tip C

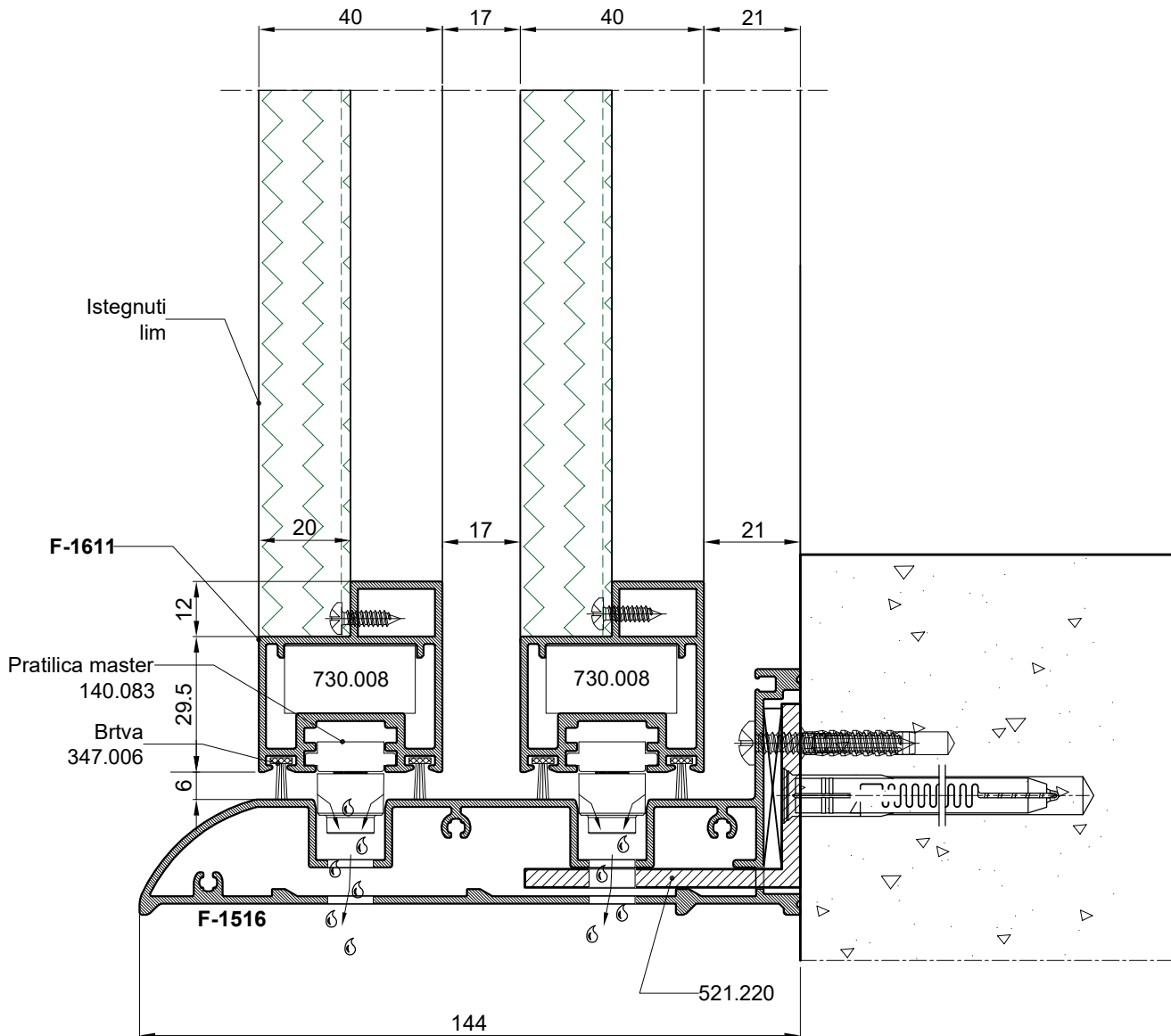
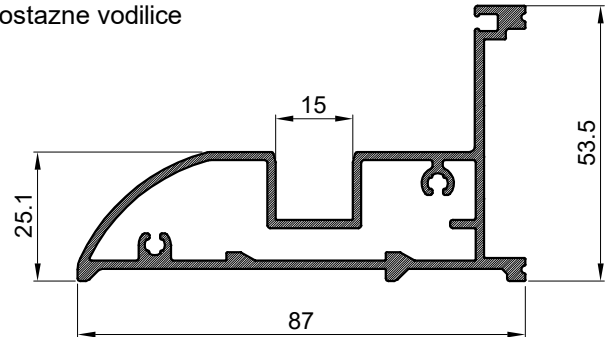
- Klizna grilja sa dvije staze
- Fiksna ispuna u krilu
- Mogućnost debljine ispune do 20mm





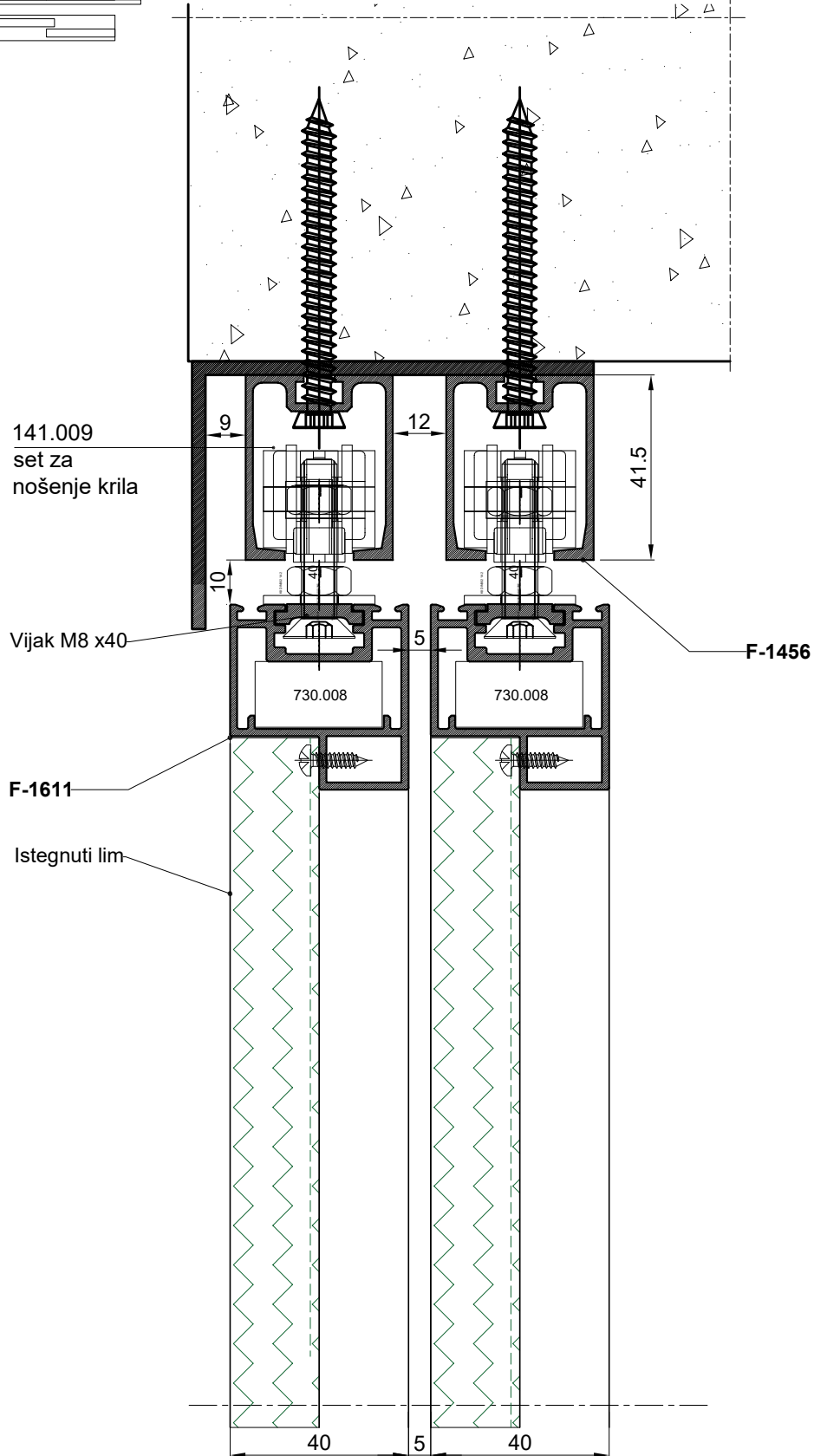
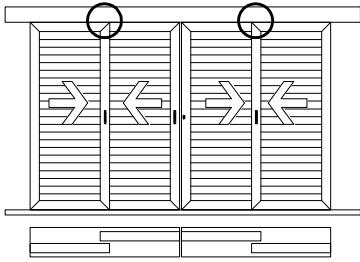
Klizna grilja-Tip C

- Klizna grilja sa dvije staze
- Fiksna ispuna u krilu
- Mogućnost debljine ispune do 20mm
- Mogućnost jednostazne vodilice



### Klizna grilja-Tip C

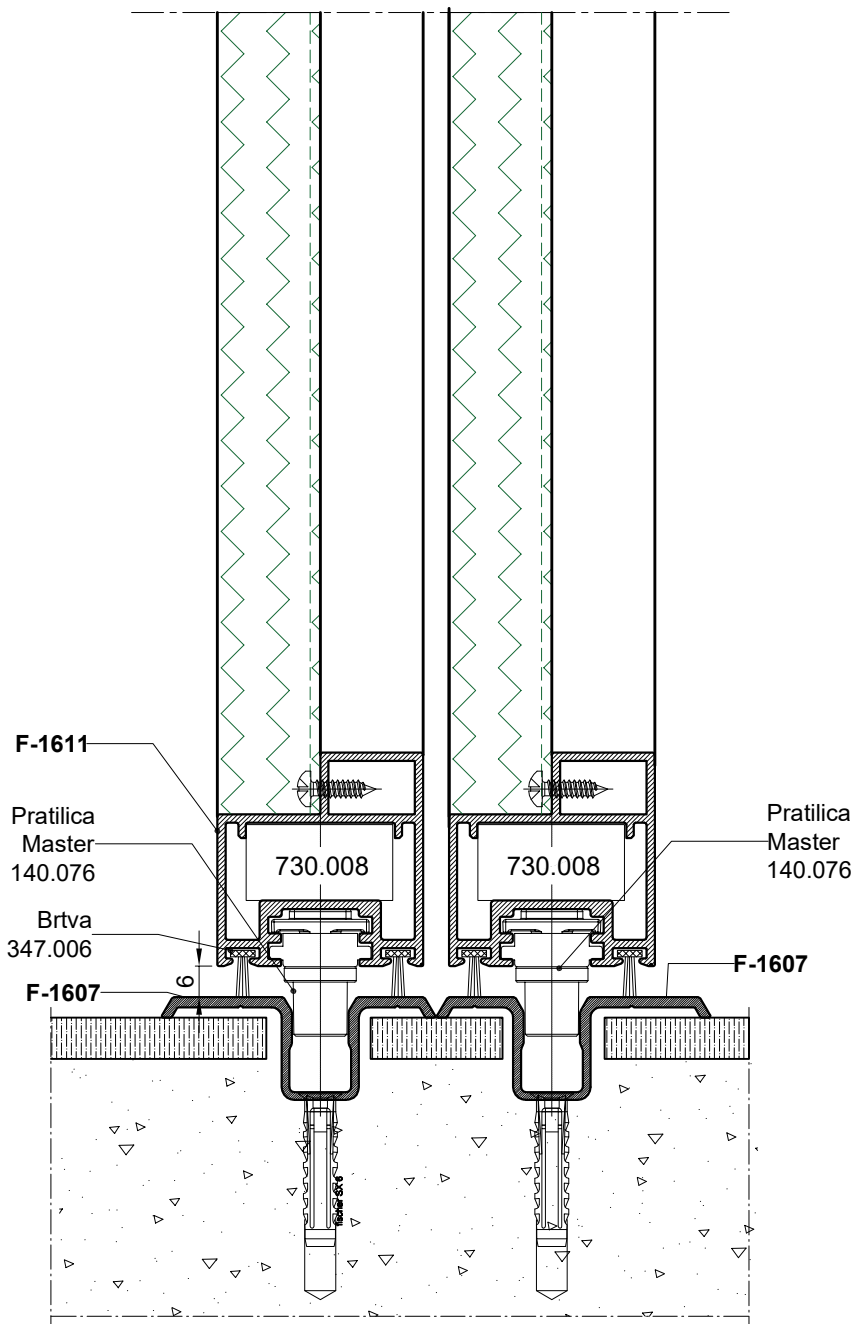
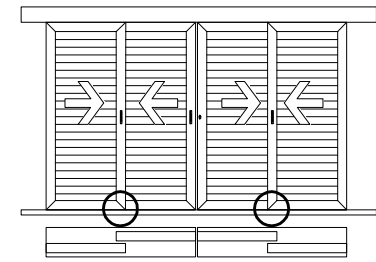
- Klizna grilja sa dvije staze
- Fiksna ispuna u krilu
- Mogućnost debljine ispune do 20mm



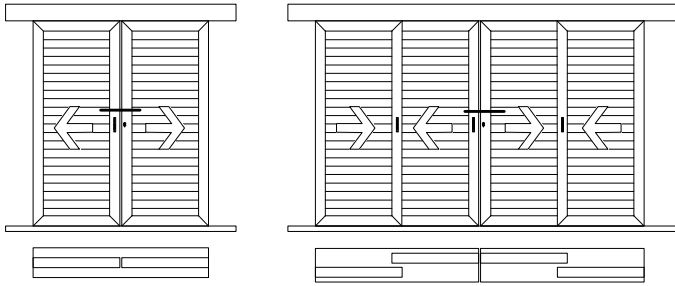
### Klizna grilja-Tip C

- Klizna grilja sa dvije staze
- Fiksna ispuna u krilu
- Mogućnost debljine ispune do 20mm
- Mogućnost ugradnje različitog tipa pragova (prema tablici)

M 1:2



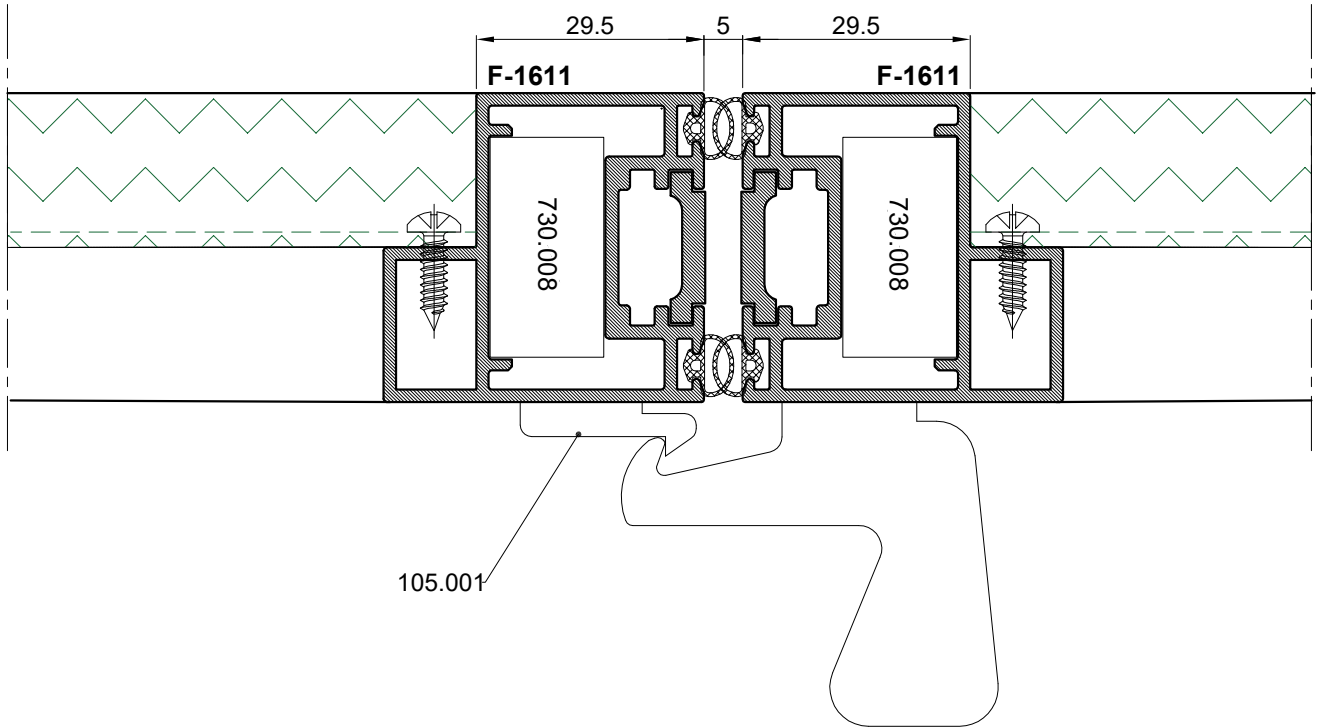
F-1066 1.163kg/m	
F-0985 0.543kg/m	
F-1067 0.468kg/m	
F-1603 0.695kg/m	
F-1612 0.714kg/m	
F-1607 0.432kg/m	



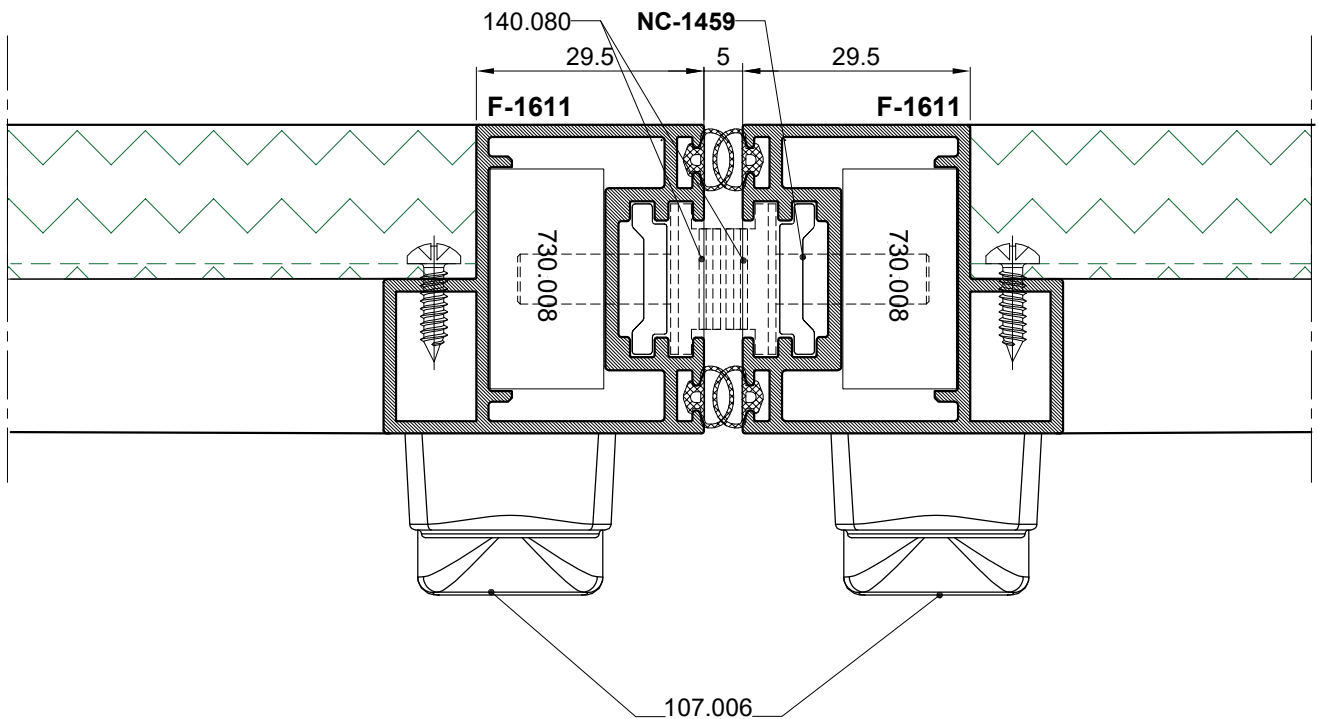
Klizna grilja-Tip C

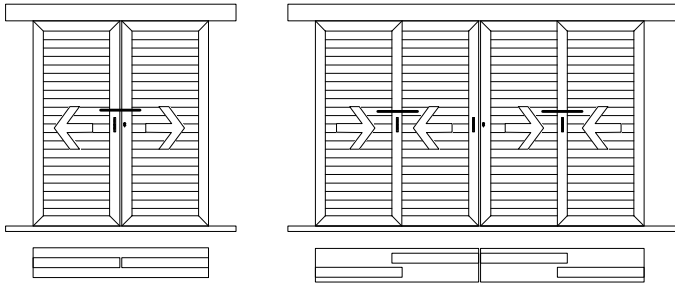
### KLJUČANJE KLIZNE GRILJE NA SUDARU KRILA

- zatvaranje krila (papuča) art.105.001



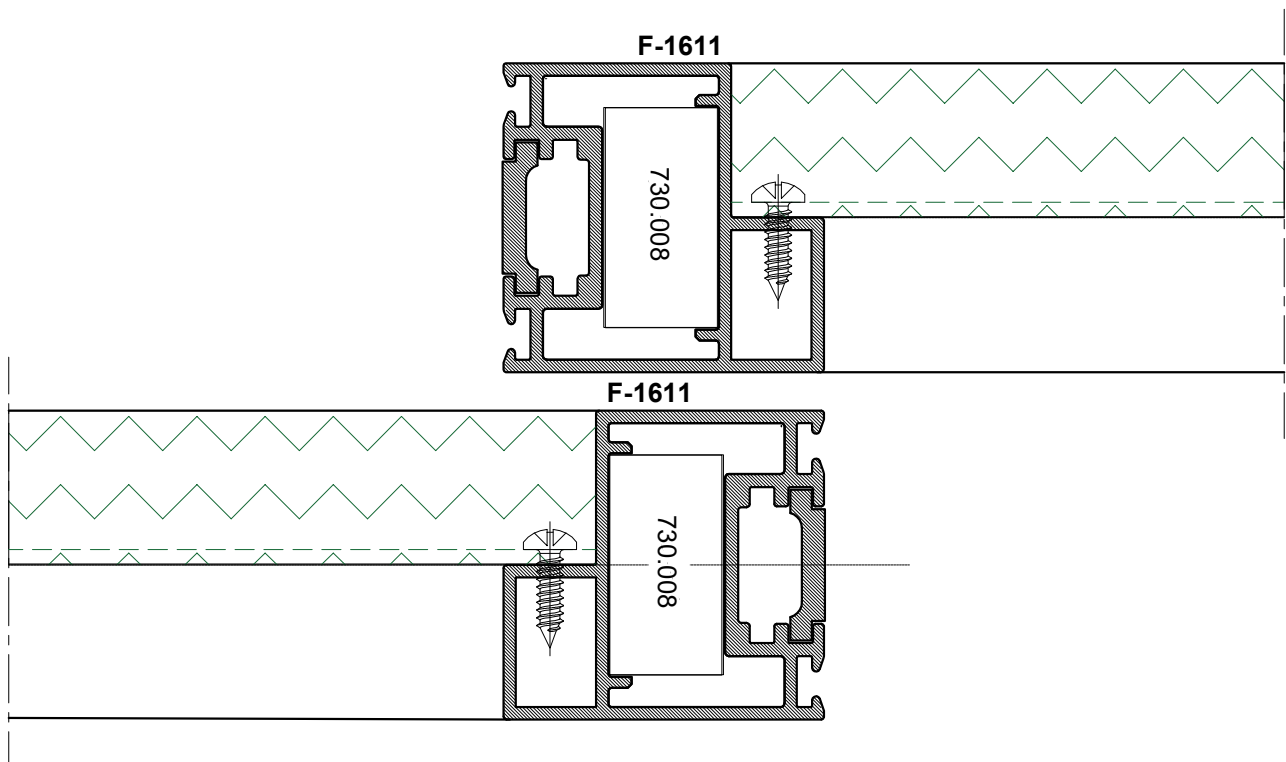
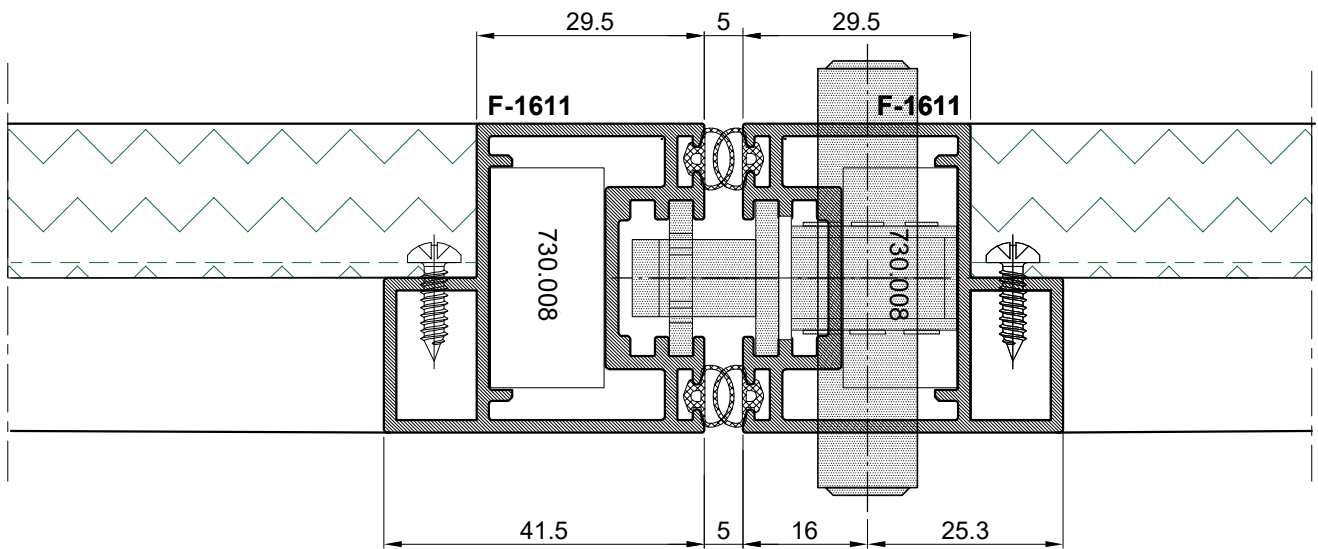
### FIKSIRANJE KLIZNE GRILJE NA SUDARU KRILA



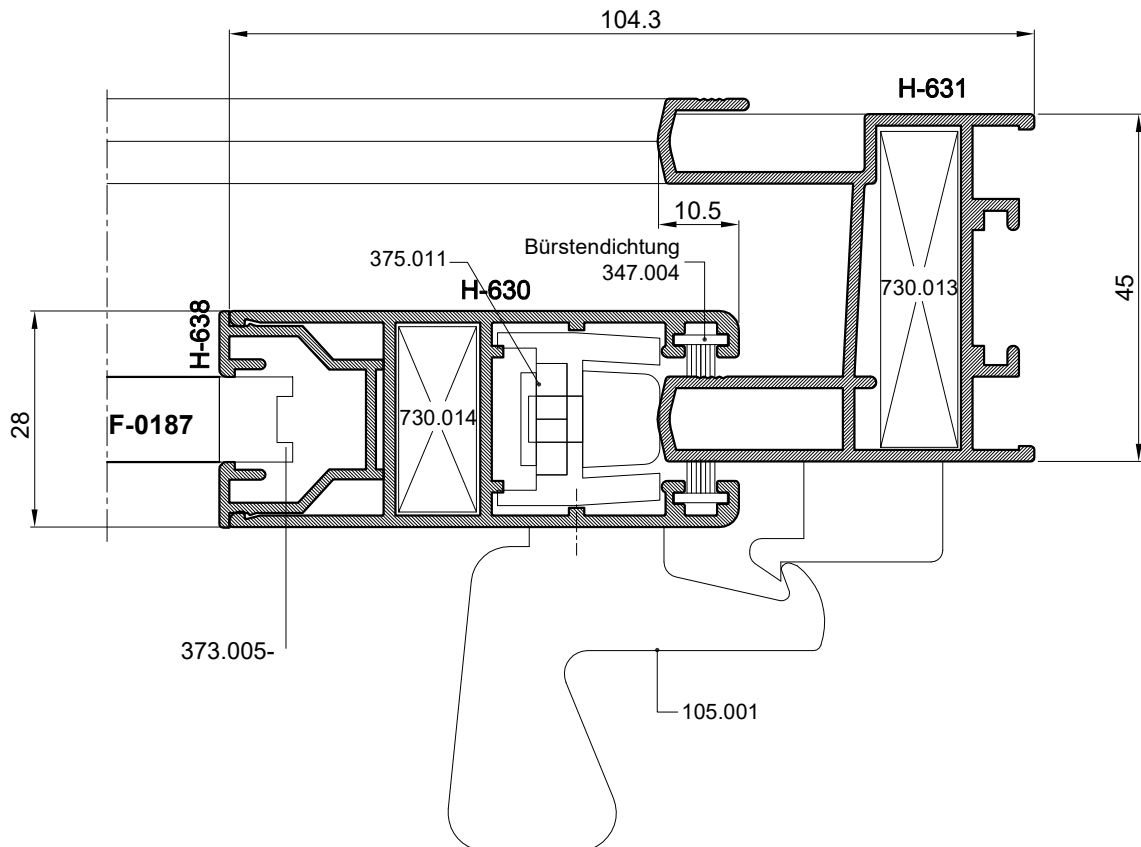
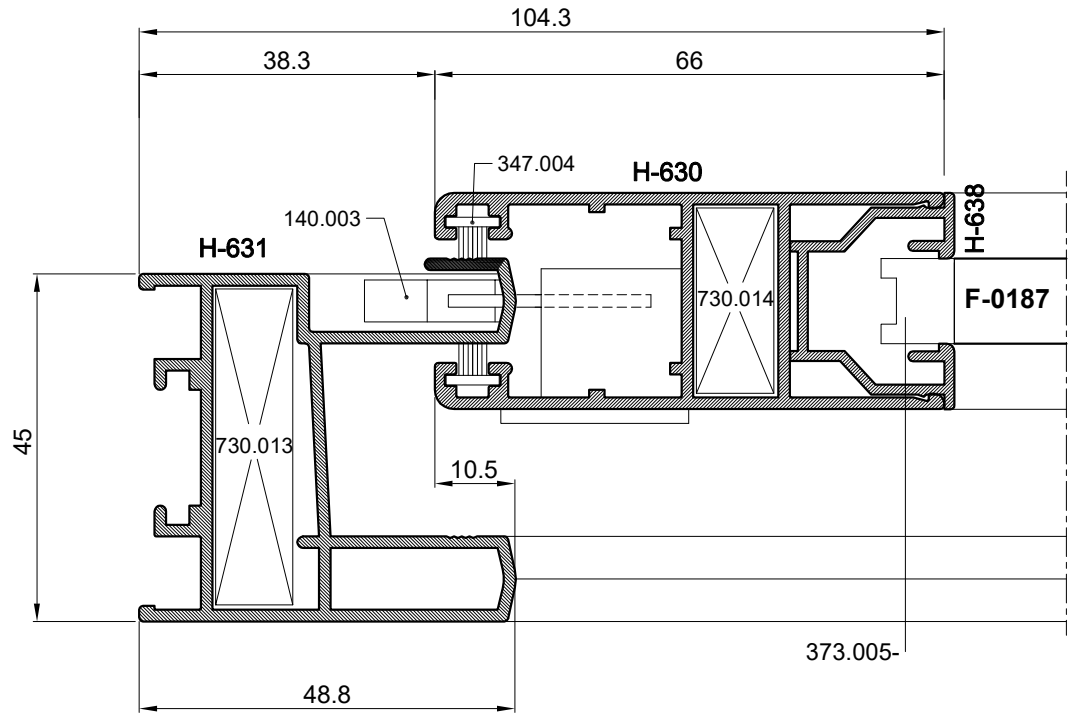
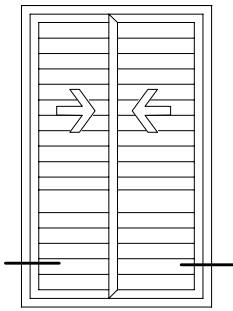


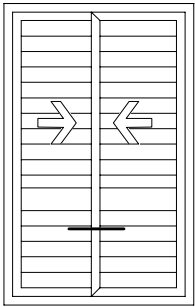
Klizna grilja-Tip C

### FIKSIRANJE KLIZNE GRILJE NA SUDARU KRILA

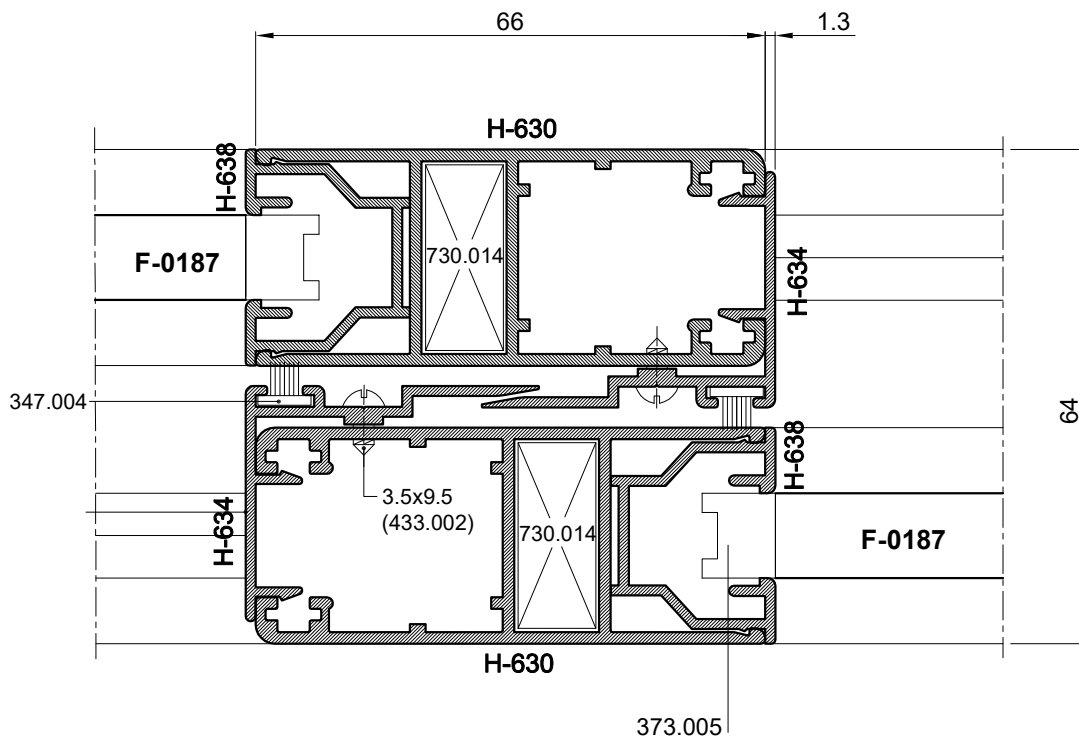


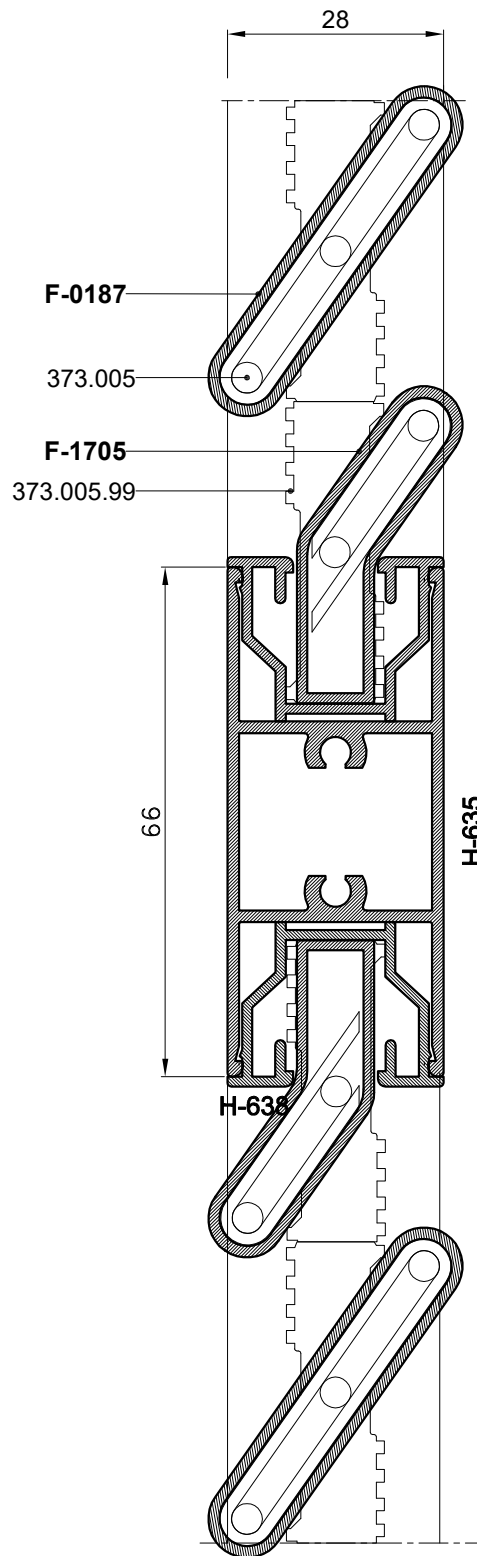
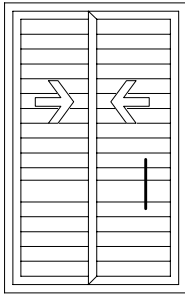
### Fiksne grilje u sistemu Harmo





Grilje u sistemu Harmo





Grilje u sistemu Harmo



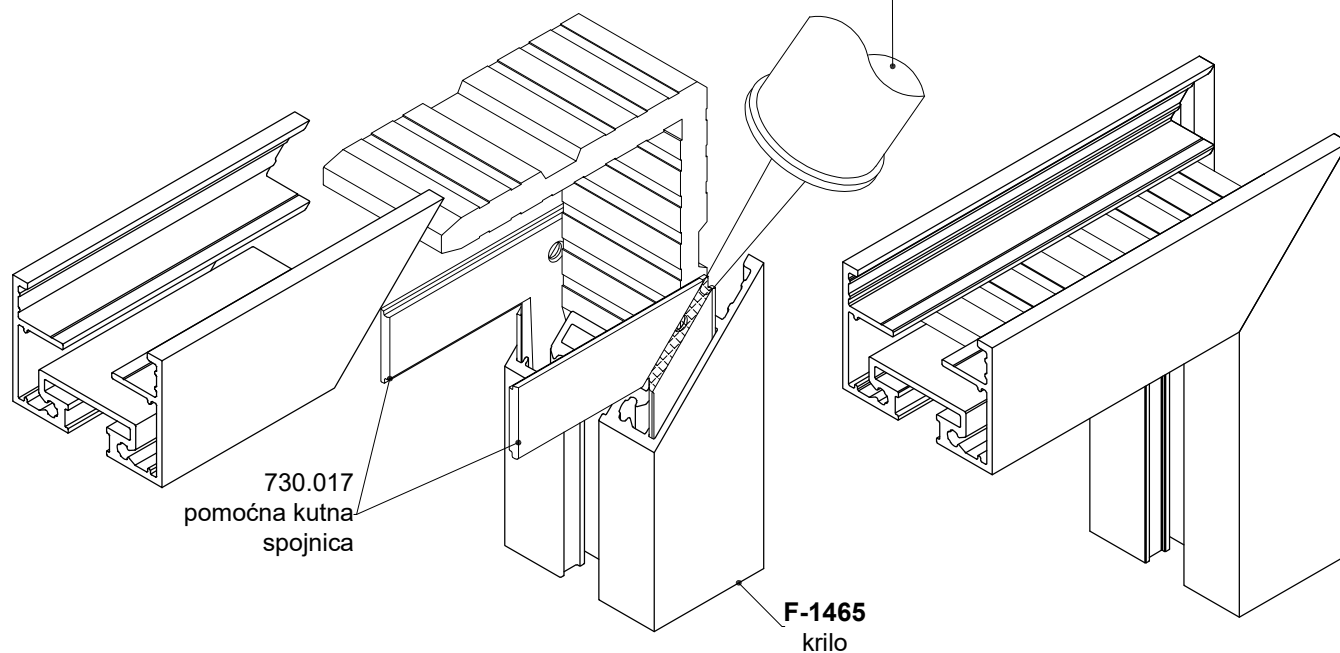
Obrada i montaža  
/Klizna grilja/



### Spajanje profila krila **F-1465**

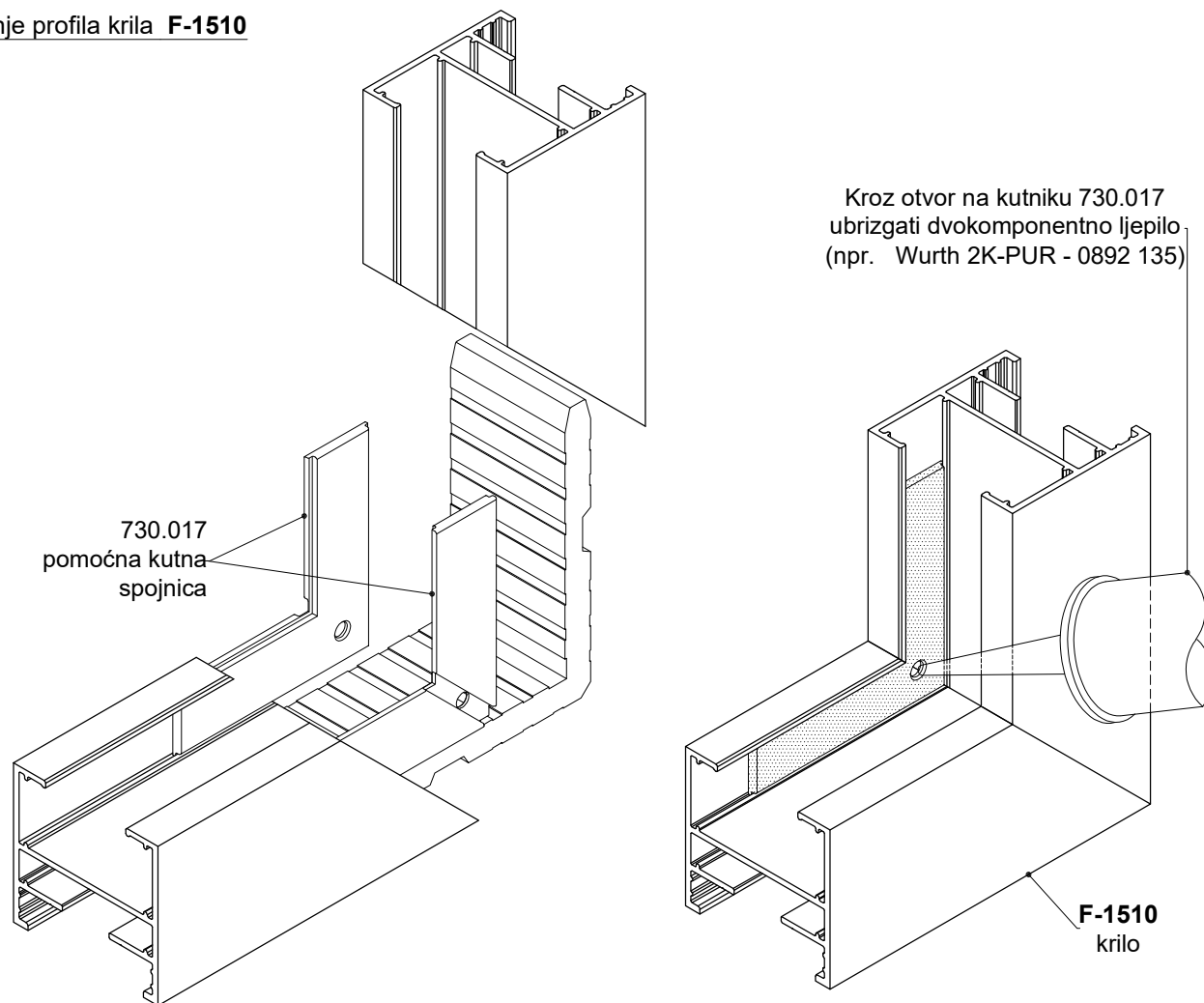
### Klizna grilja-TipA

U žlijeb kutnika 730.017  
ubrizgati dvokomponentno ljepilo  
(npr. Wurth 2K-PUR - 0892 135)

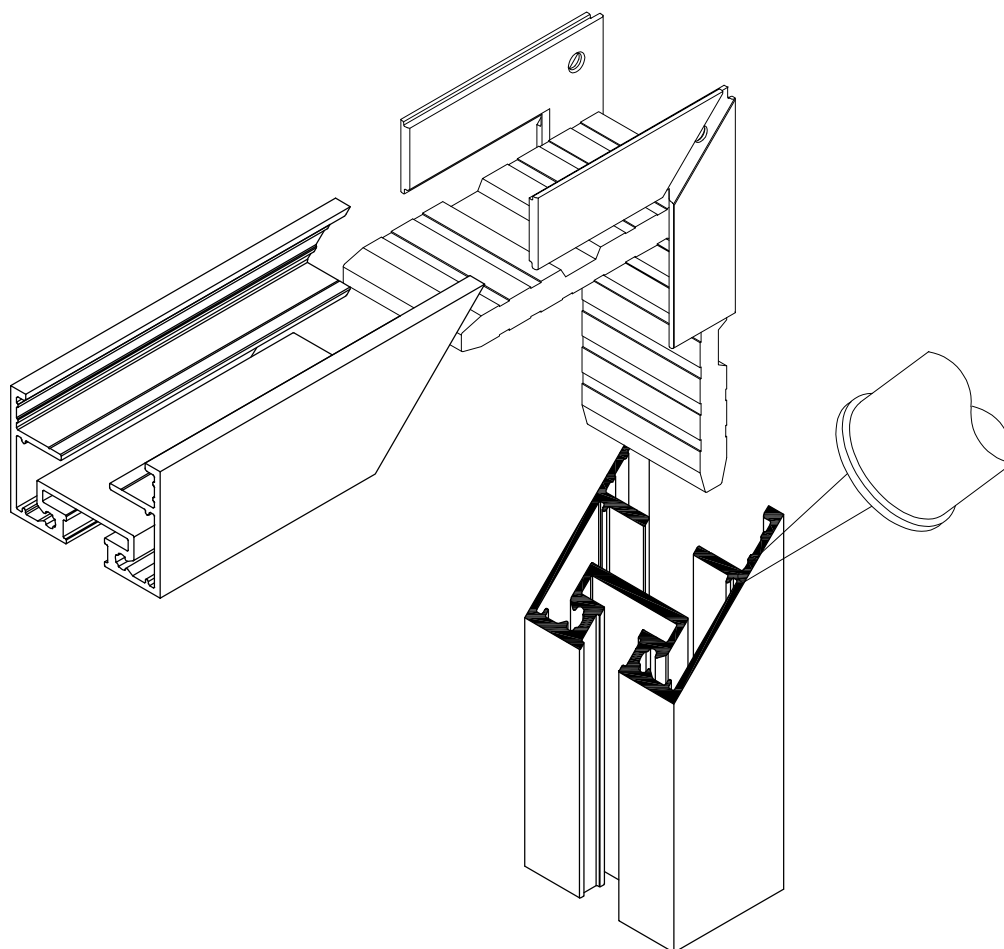


### Spajanje profila krila **F-1510**

Kroz otvor na kutniku 730.017  
ubrizgati dvokomponentno ljepilo  
(npr. Wurth 2K-PUR - 0892 135)



## SPAJANJE PROFILA KUTNIM SPOJNICAMA



## POSTUPAK SPAJANJA PROFILA:

1. Površine koje se spajaju-rezove očistiti i odmastiti prikladnim sredstvom /npr. Sika Remover 208; Wurth-kat.br.:892 130 30/.
2. Premazati površine koje se spajaju ljepljivom za metal /npr. Sika Force 7851; Wurth-kat.br.:892 130 010/.
3. Ljepilo za metal ušpricati u komoru za kutnik - po opsegu komore
4. Profile s kutnikom izravnati i spojiti
5. Dio ljepljive koji iscuri između rezova očistiti sredstvom za čišćenje i odmašćivanje /npr. Sika Remover 208; Wurth-kat.br.:892 130 30/.

## NAPOMENA:

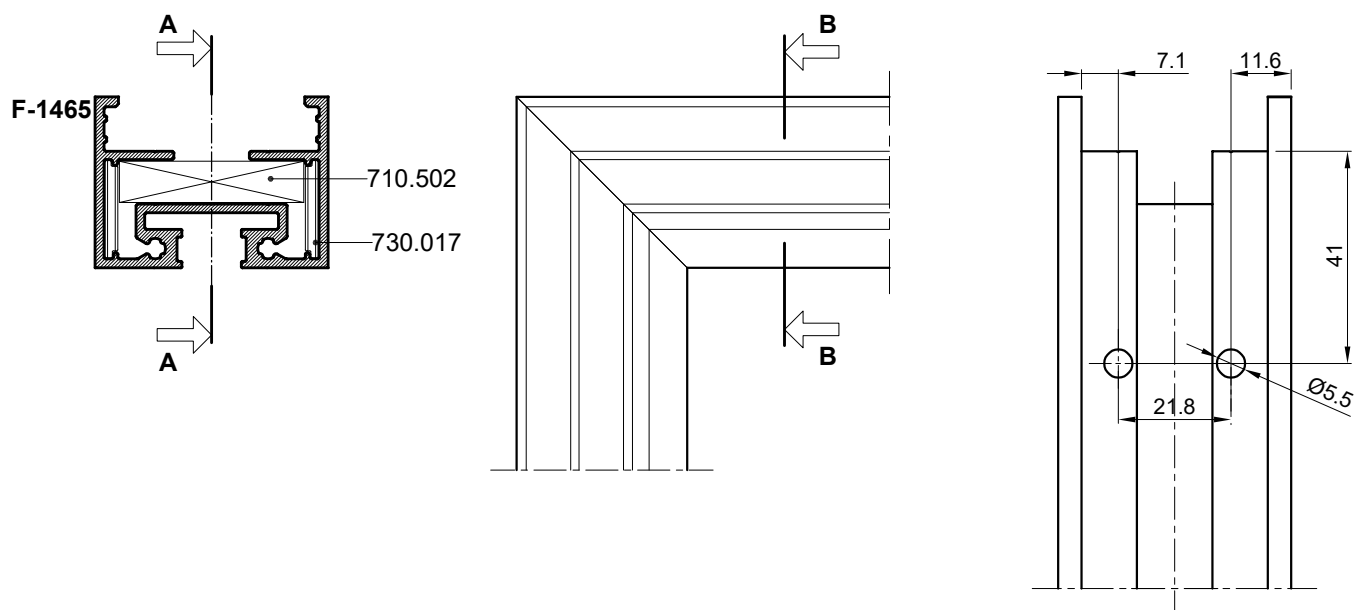
Ovaj postupak spajanja profila primjenjiv je za sve Feal-ove kutnike i njim odgovarajuće komore:

Lijepljenjem rezova i kutnika ljepljivima za metal osigurava se potrebna zrako- i vodonepropusnosti spoja kao i dodatna mehanička čvrstoća spoja.

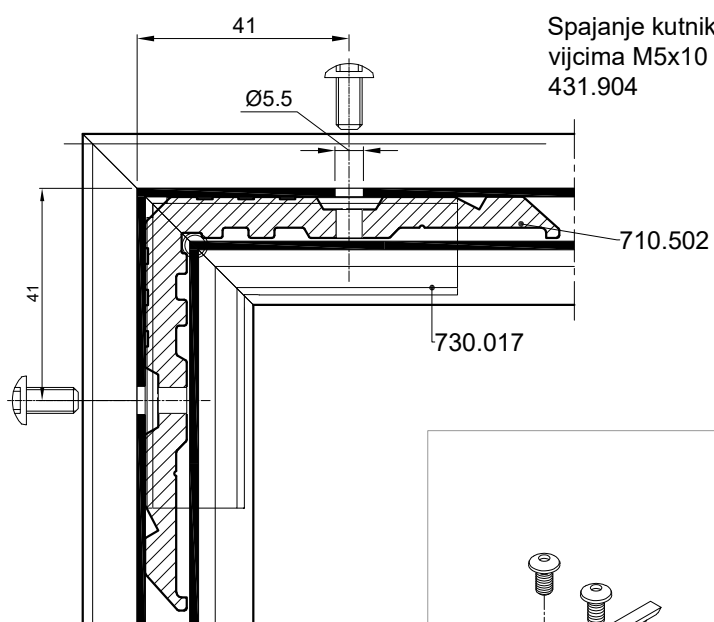
### SPAJANJE PROFILA KRILA F-1465 KUTNICIMA

#### Klizna grilja-TipA

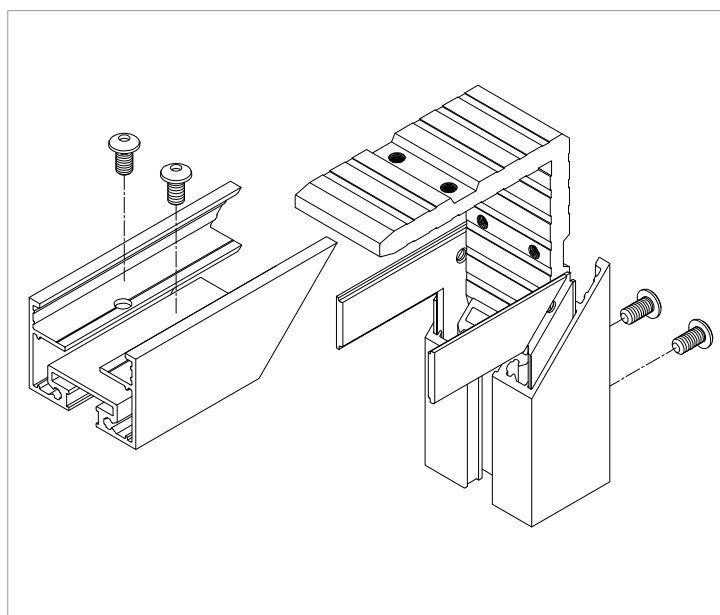
PRESJEK B-B



PRESJEK A-A



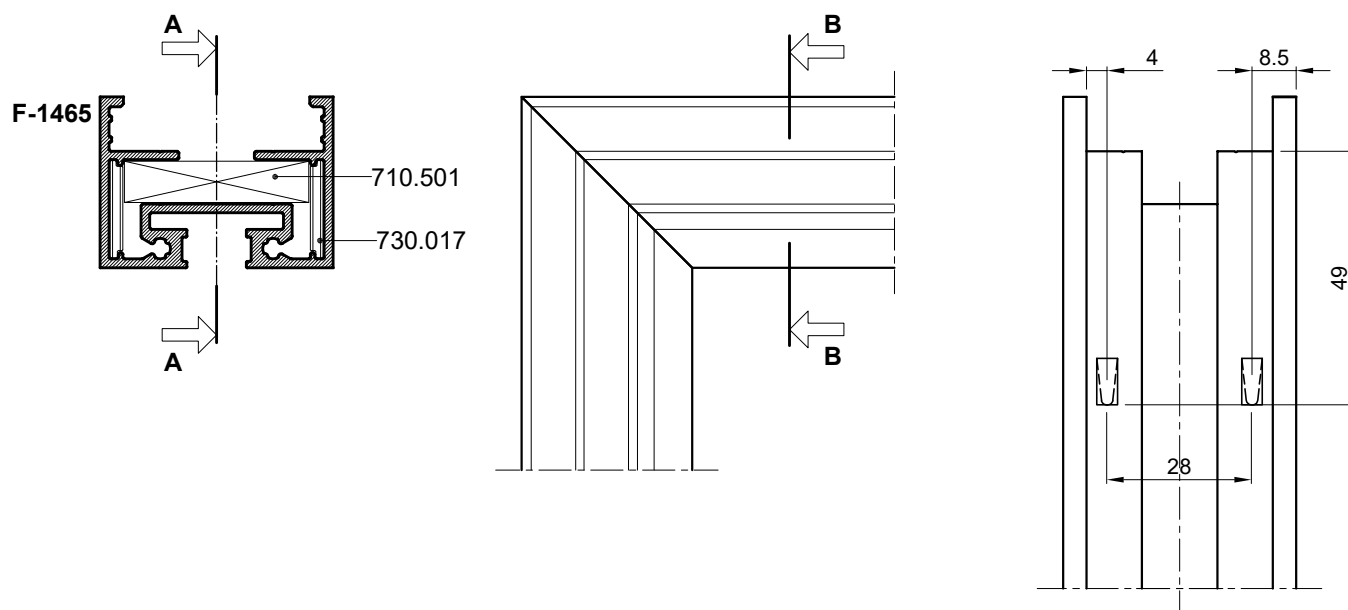
Spajanje kutnikom 710.502  
vijcima M5x10 (ISO 7380)-art.  
431.904



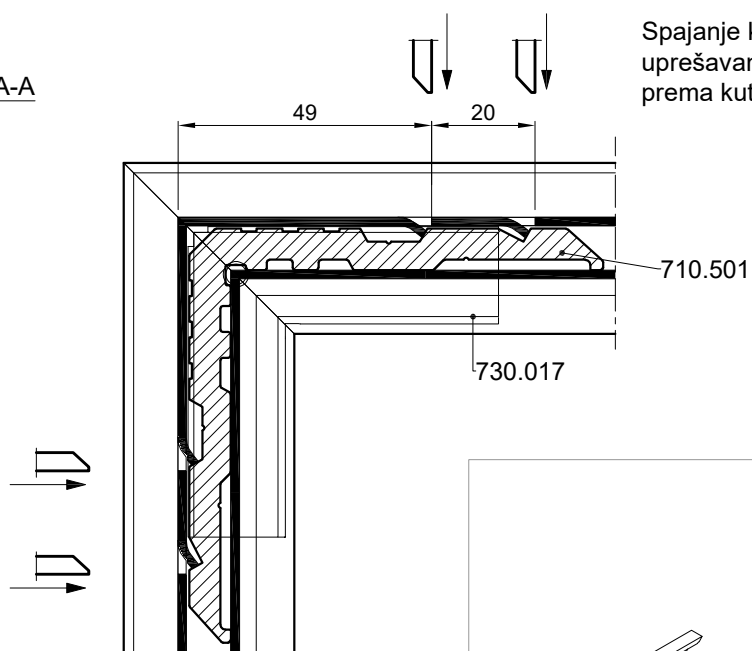
### SPAJANJE PROFILA KRILA F-1465 KUTNICIMA

#### Klizna grilja-TipA

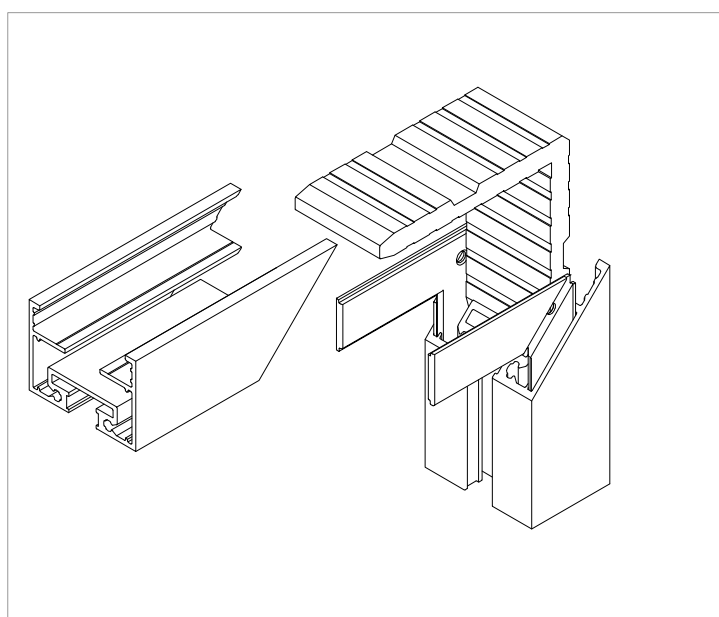
PRESJEK B-B



PRESJEK A-A



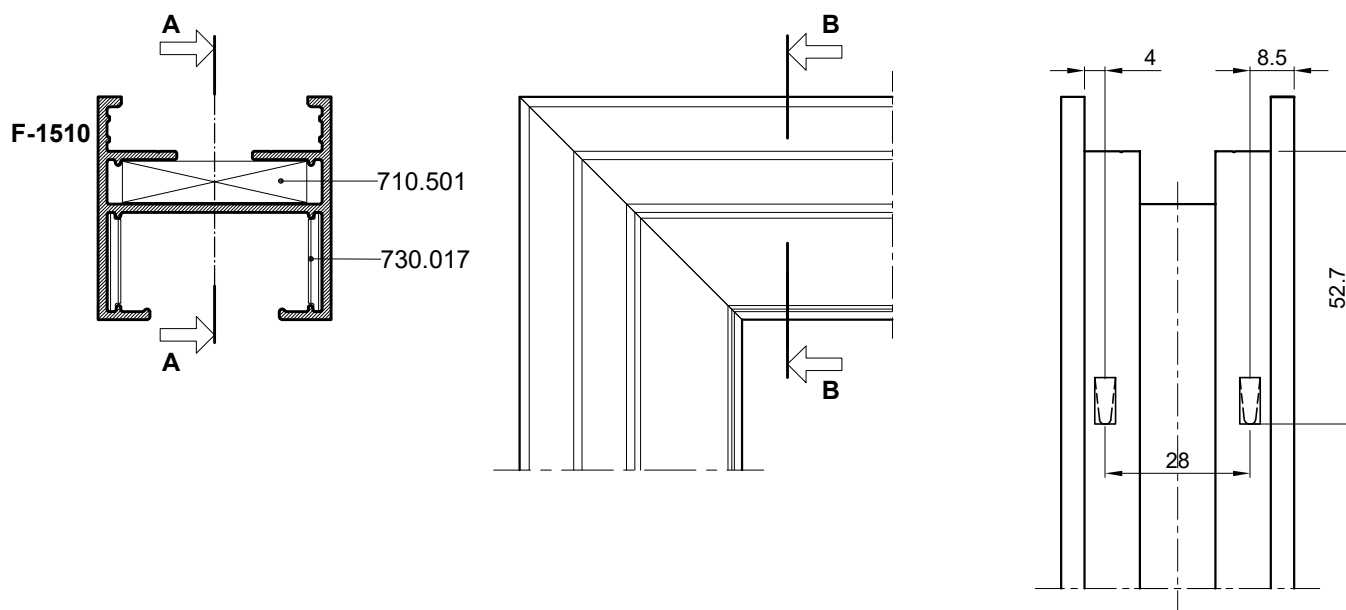
Spajanje kutnikom 710.501  
uprešavanjem stijenke profila  
prema kutniku



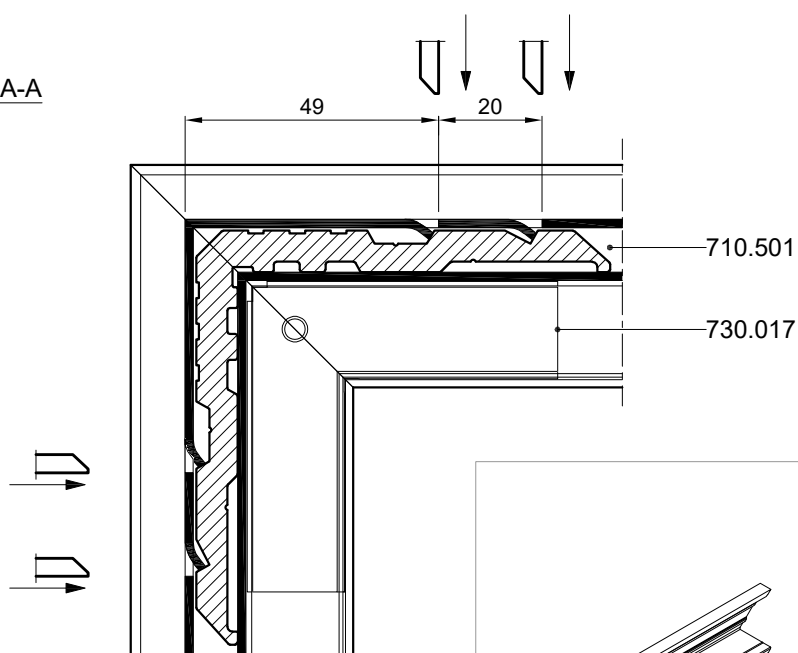
### SPAJANJE PROFILA KRILA F-1510 KUTNICIMA

#### Klizna grilja-TipA

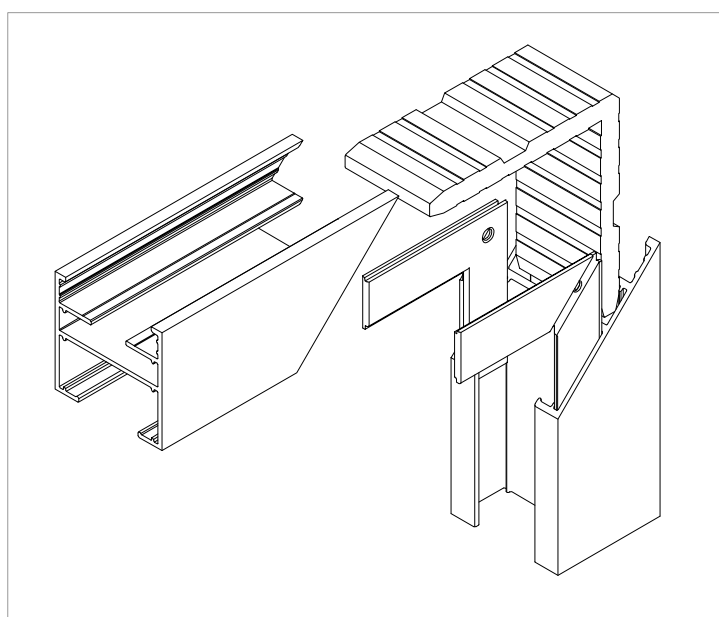
PRESJEK B-B




PRESJEK A-A



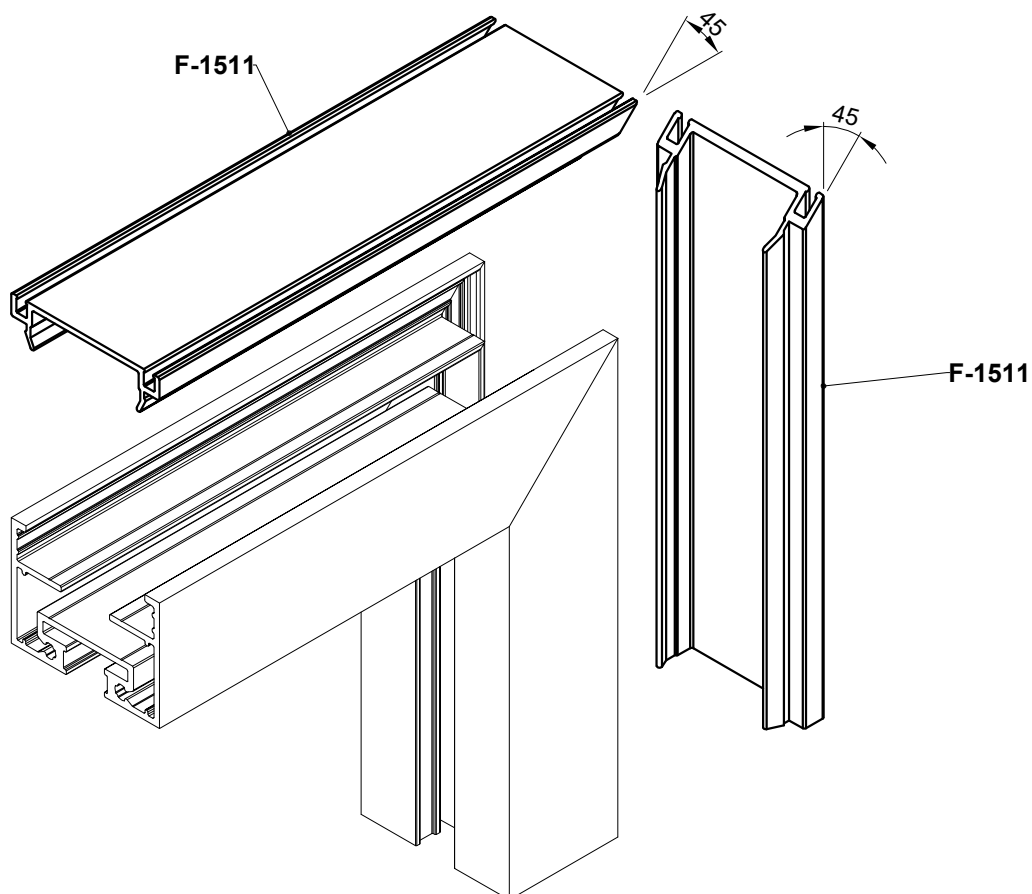
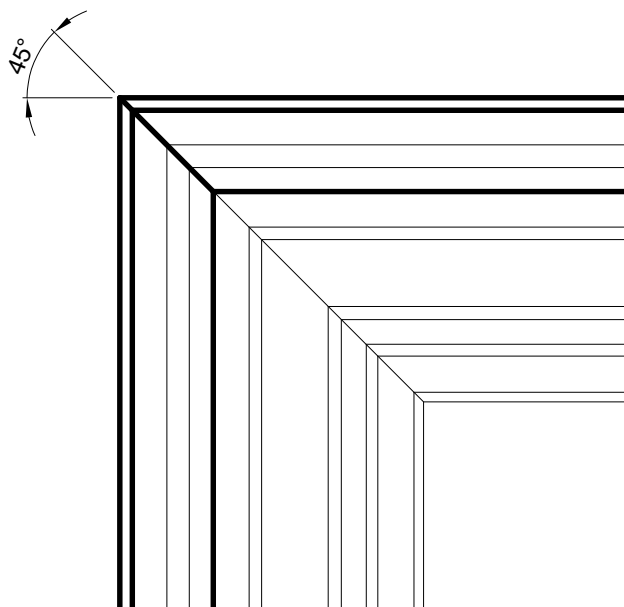
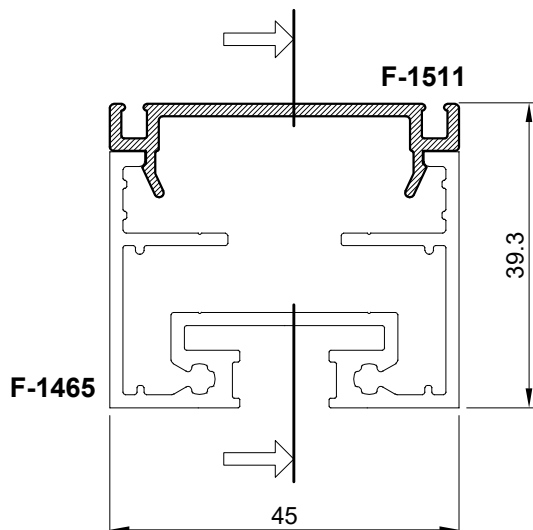
Spajanje kutnikom 710.501  
uprešavanjem stijenke profila  
prema kutniku



### Klizna grilja-TipA

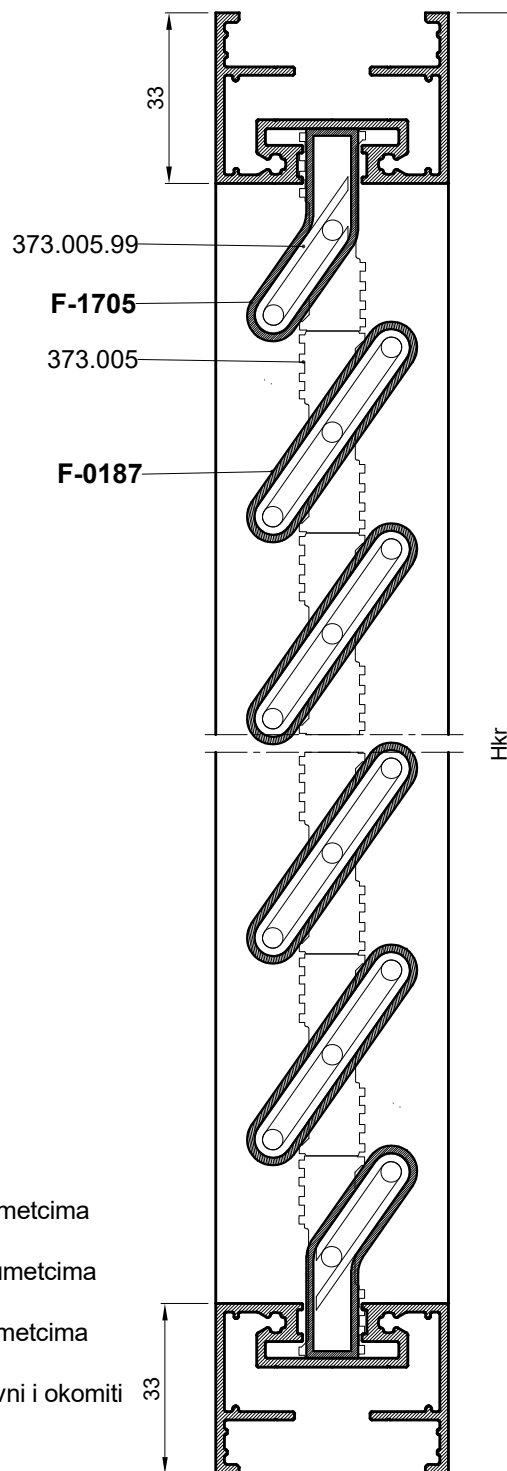
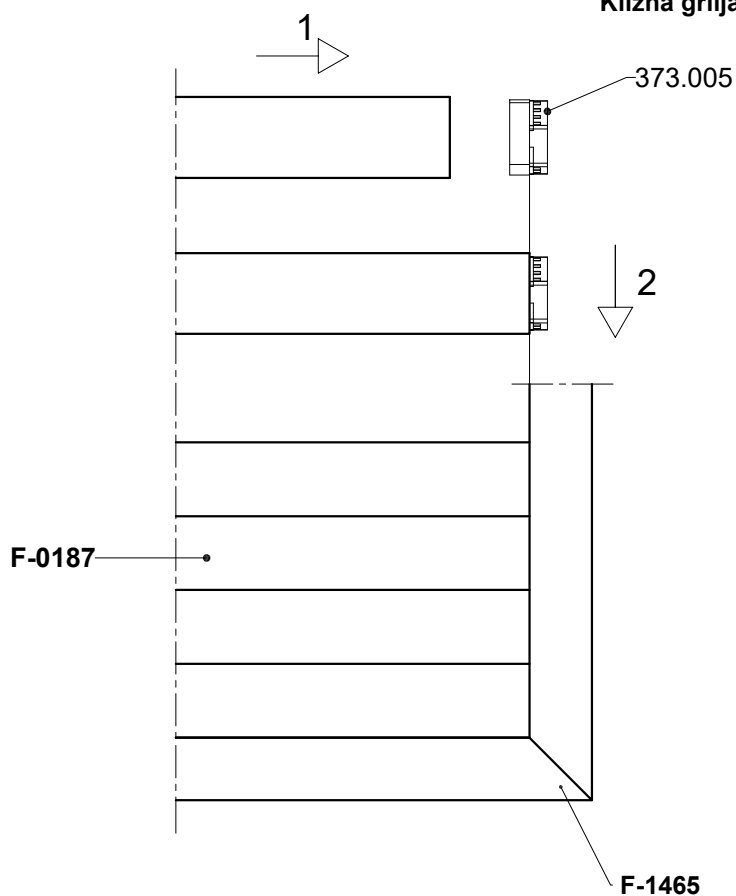


UGRADNJA PROFILA MASKE - F-1511  
 -Pilanje profila maske F-1511 - pod 45°  
 -Ugradnja po sistemu ,klik,

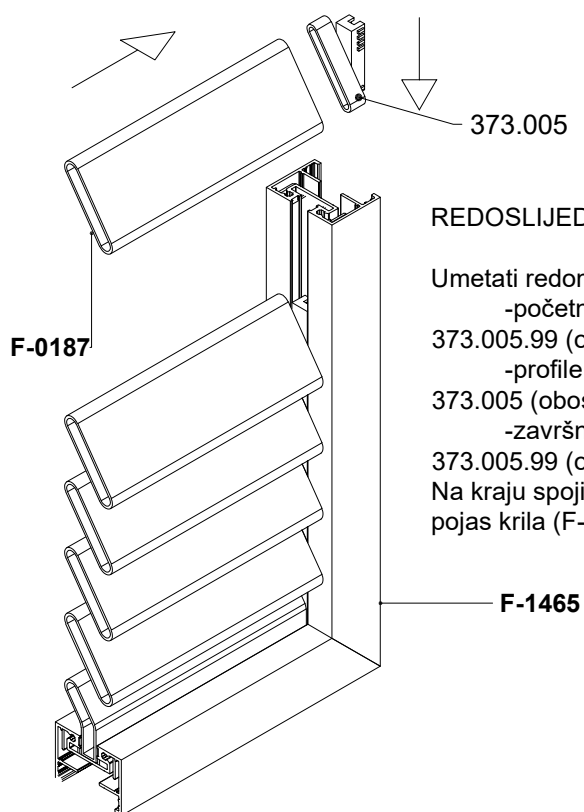


### UGRADNJA ELEMENATA FIKSNE ISPUNE

#### Klizna grilja-TipA



#### Klizna grilja-TipA



#### REDOSLIJED MONTAŽE

Umetati redom:

-početni profil F-1705 sa umetcima

373.005.99 (obostrano)

-profile ispune F-0187 sa umetcima

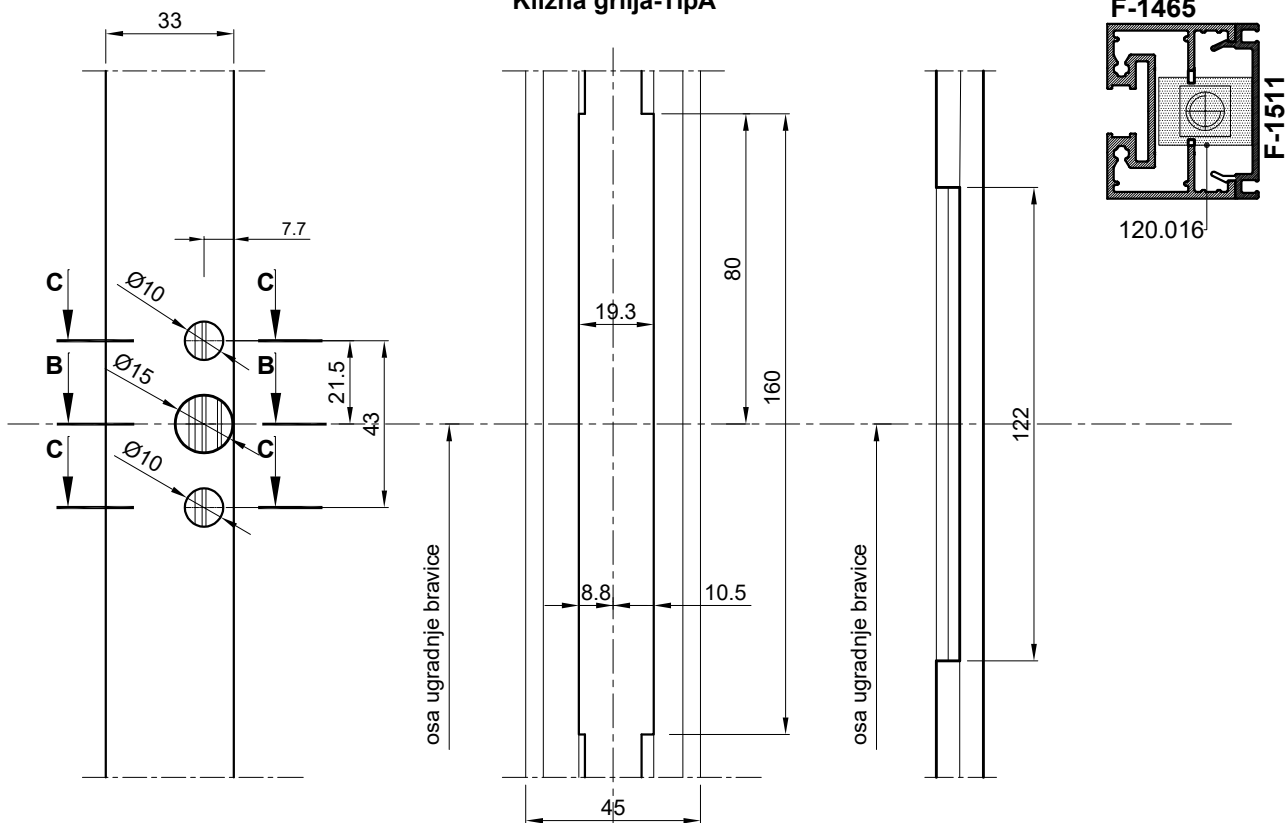
373.005 (obostrano)

-završni profil F-1705 sa umetcima

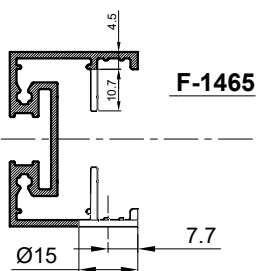
373.005.99 (obostrano)

Na kraju spojiti kutnicima vodoravni i okomiti  
pojas krila (F-1465).

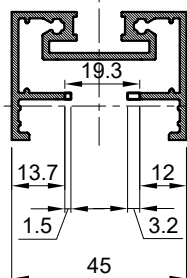
### Klizna grilja-TipA



PRESJEK B-B

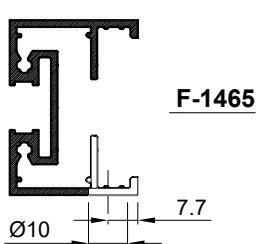


F-1465



F-1511

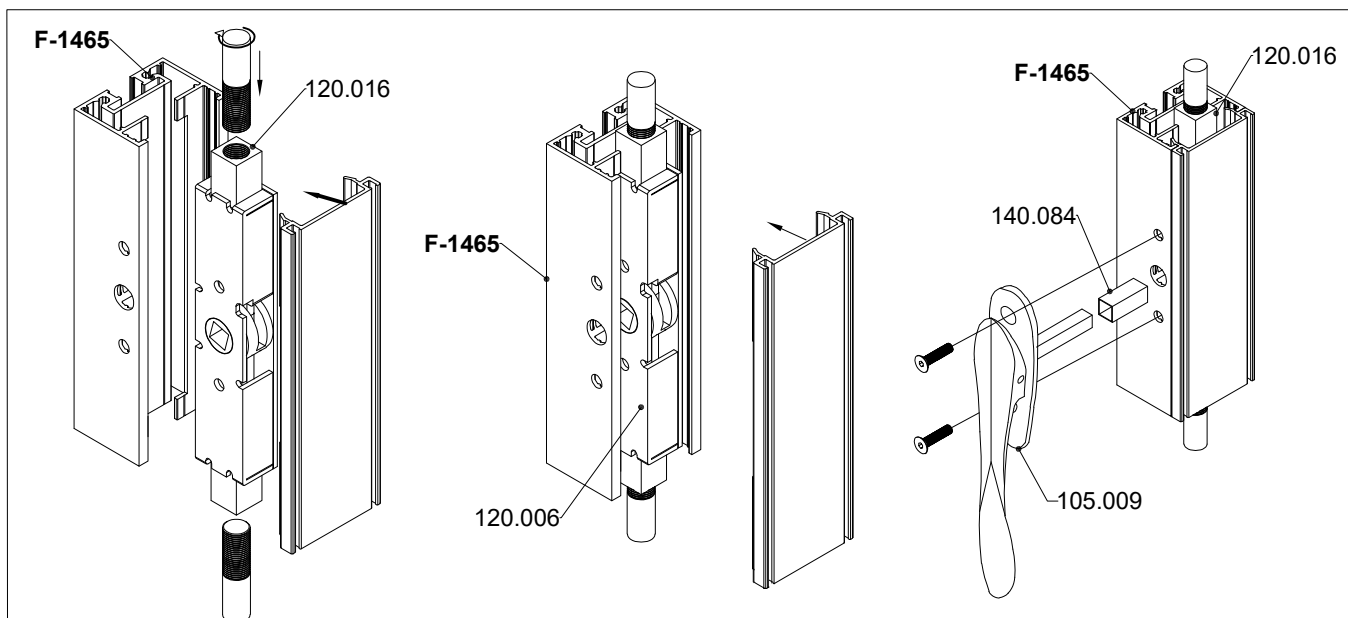
PRESJEK C-C



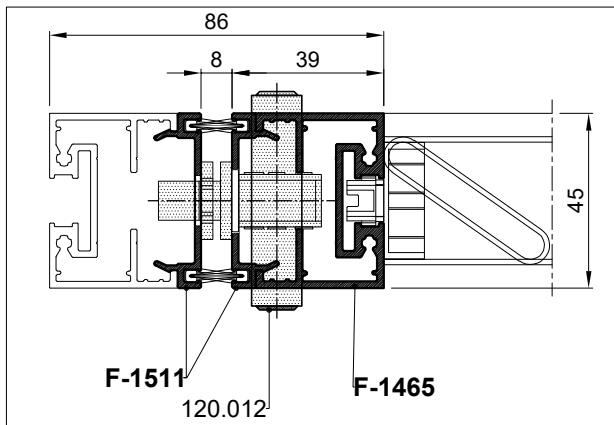
-OBRADA ZA BRAVU art.120.016

-UGRADNJA RUČKE ART 105.009 U KRILU GRILJE

-KOD UGRADNJE RUČKE UMETNUTI ADAPTER 140.084

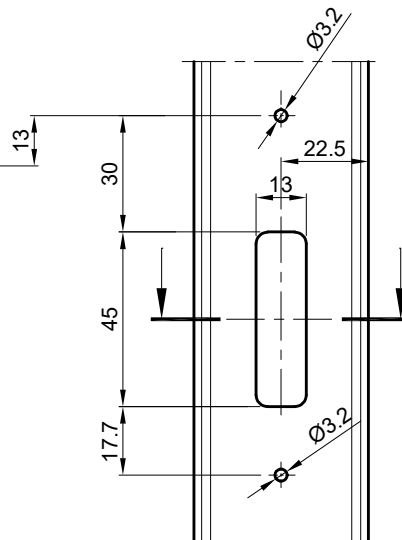


Klizna grilja-TipA

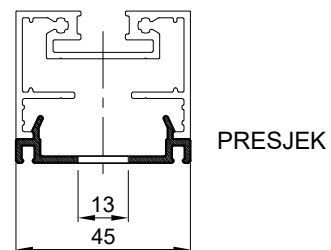
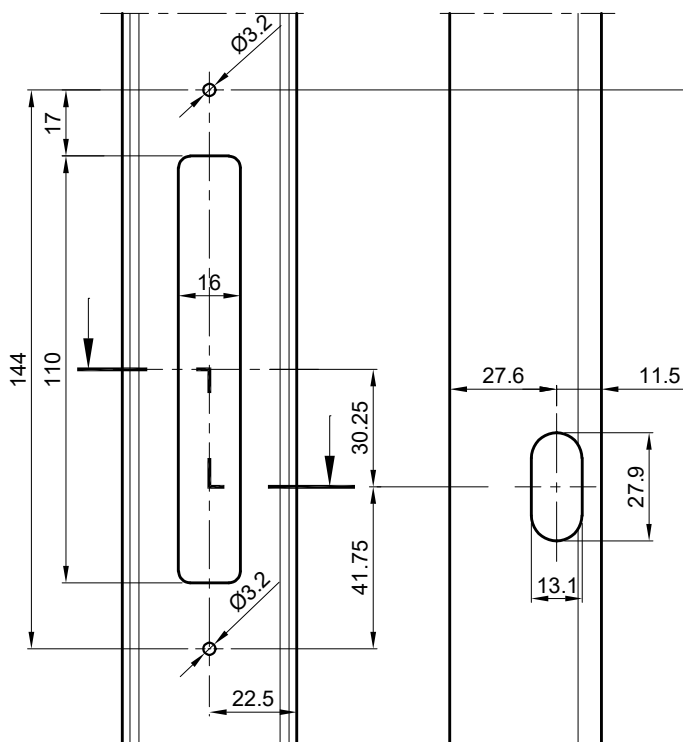


UGRADNJA BRAVICE S KLJUČEM art.120.012  
U KRILO GRILJE

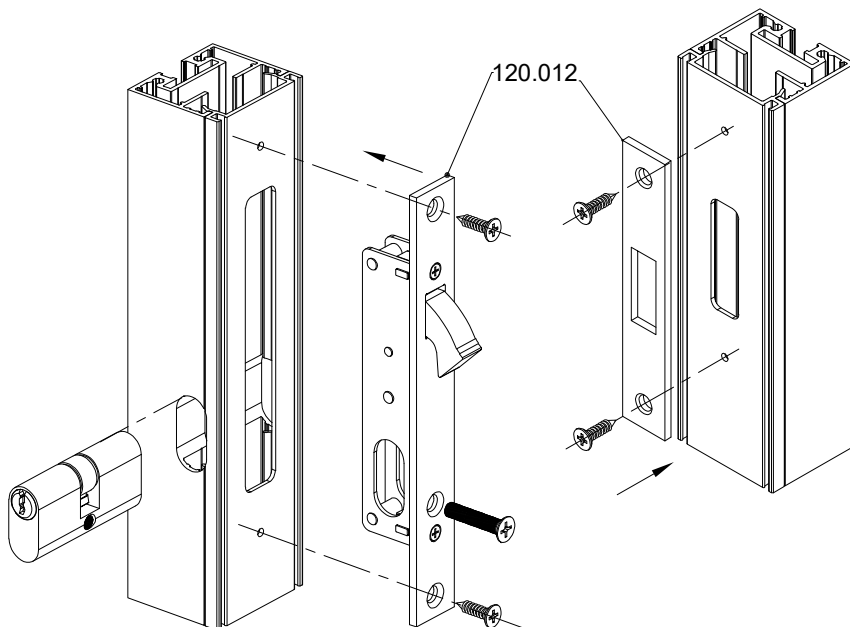
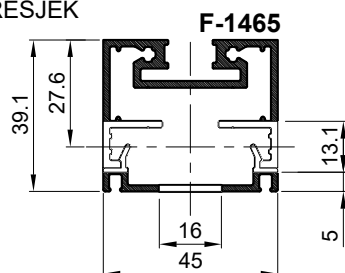
OBRADA PROFILA ZA ŠILD



OBRADA PROFILA ZA BRAVU



PRESJEK



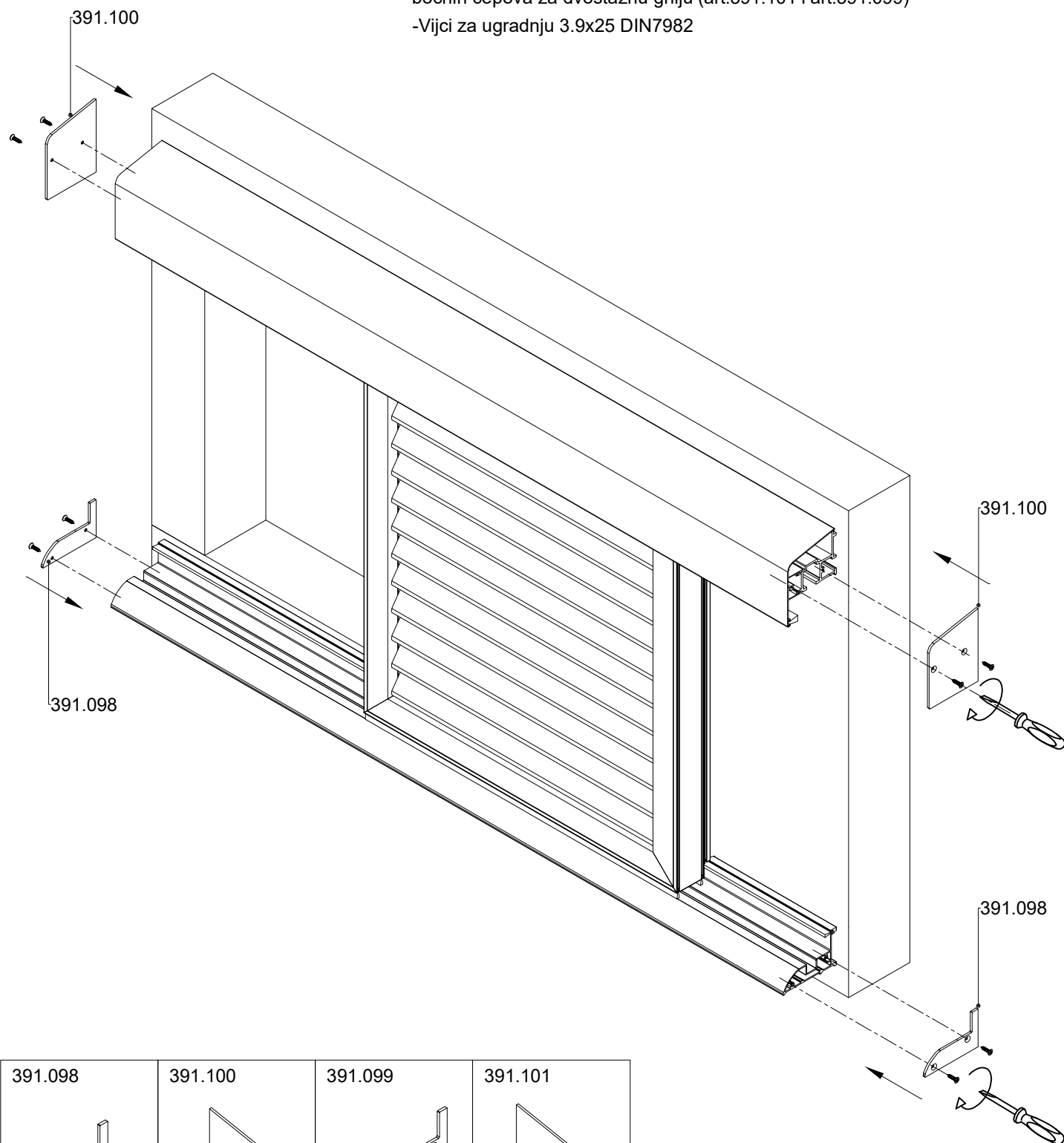
### Klizna grilja-TipA

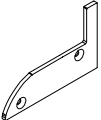
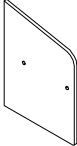
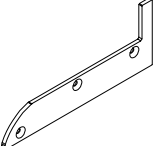
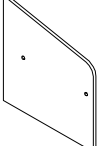
#### UGRADNJA BOČNIH ČEPOVA

-Prikazana je ugradnja bočnih čepova kod jednostazne grilje (art.391.100 i art.391.098)

-Ugradnja čepova kod dvostazne grilje izvodi se na isti način korištenjem bočnih čepova za dvostaznu grilju (art.391.101 i art.391.099)

-Vijci za ugradnju 3.9x25 DIN7982

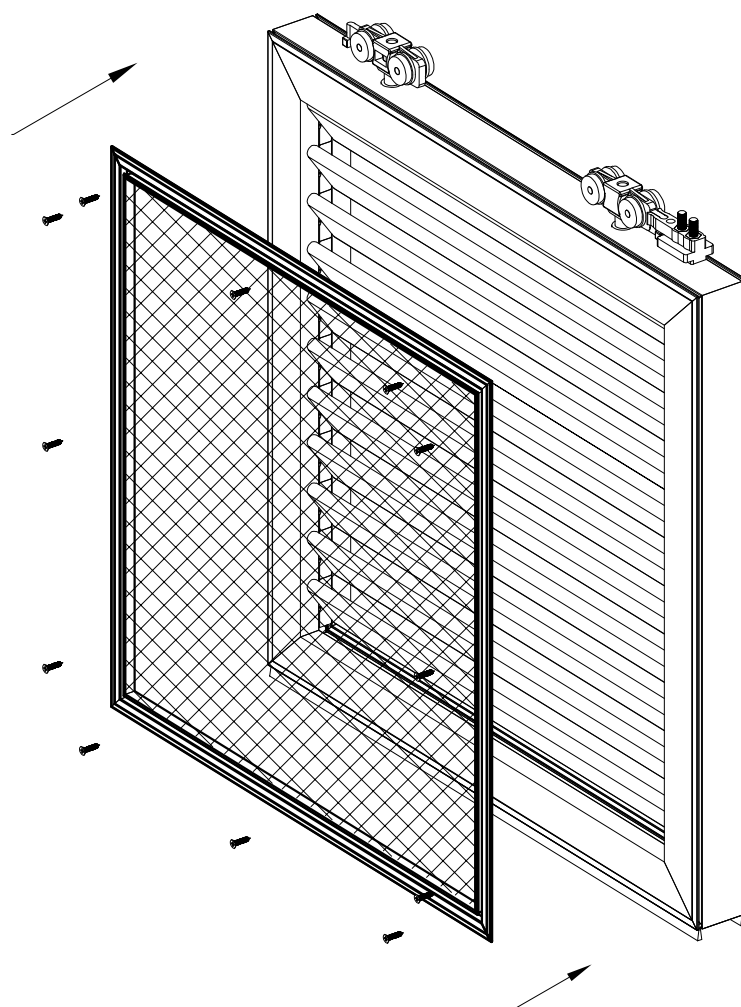
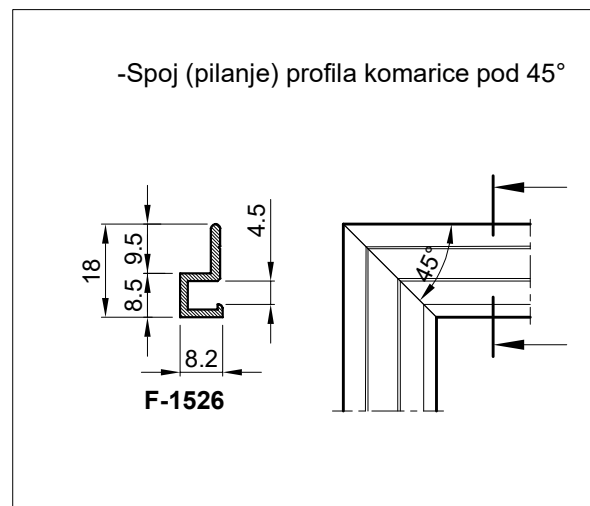
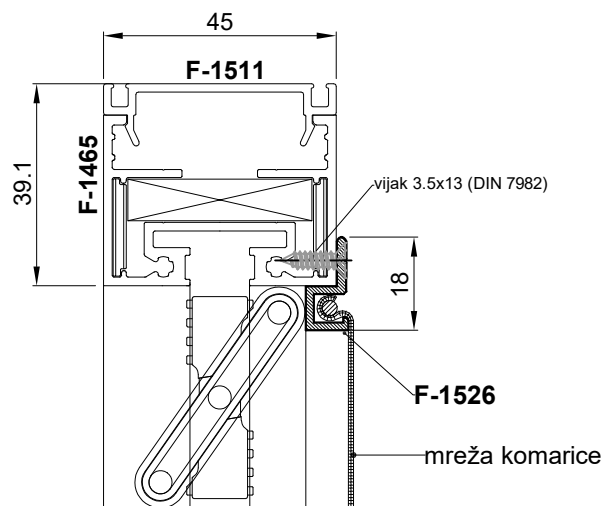


391.098	391.100	391.099	391.101
			

### Klizna grilja-TipA

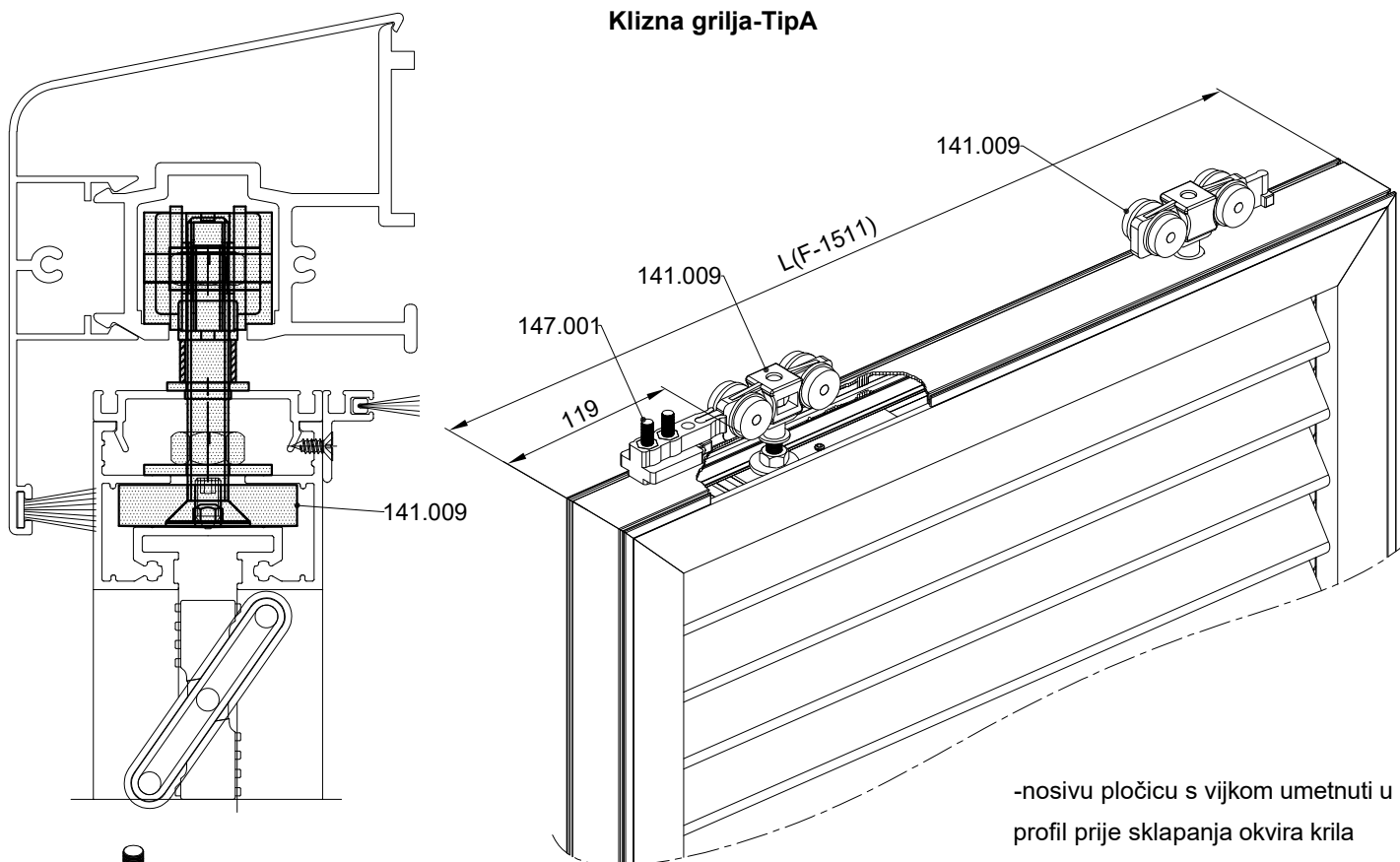
#### UGRADNJA FIKSNE KOMARICE U KRILO

-Ugradnja nije moguća kad se koristi mehanizam s pokretnim lamelama (profil F-1510)

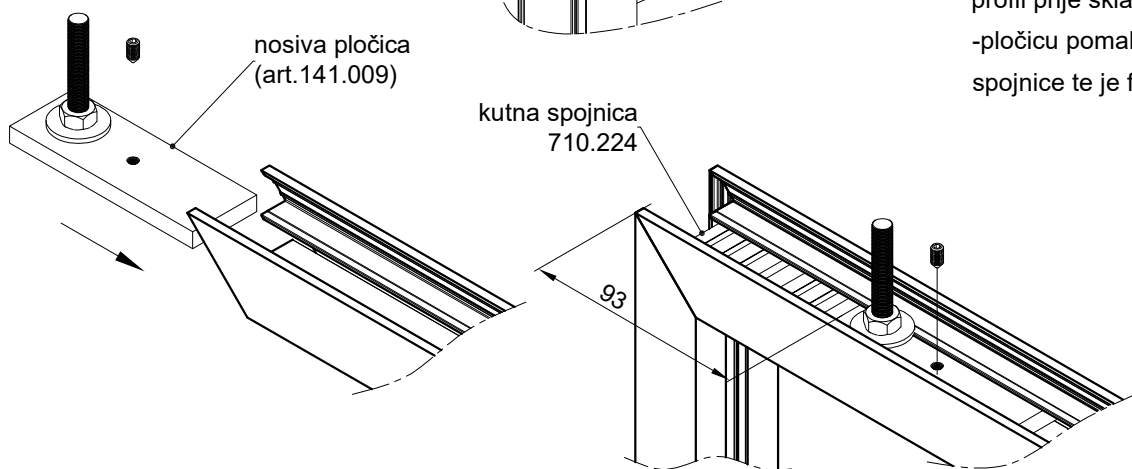


### UGRADNJA SETA ZA NOŠENJE KRILA GRILJE (točkići sa nosivom pločicom art.141.009)

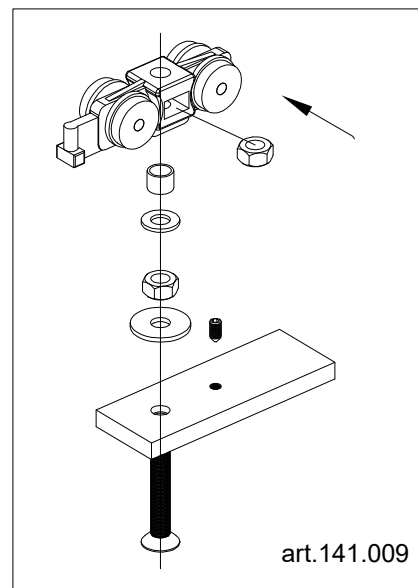
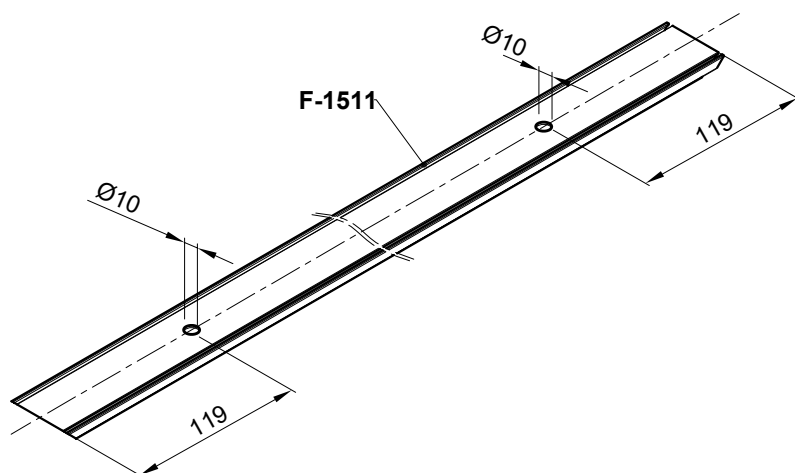
#### Klizna grilja-TipA



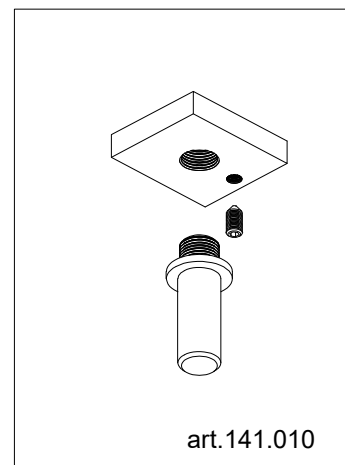
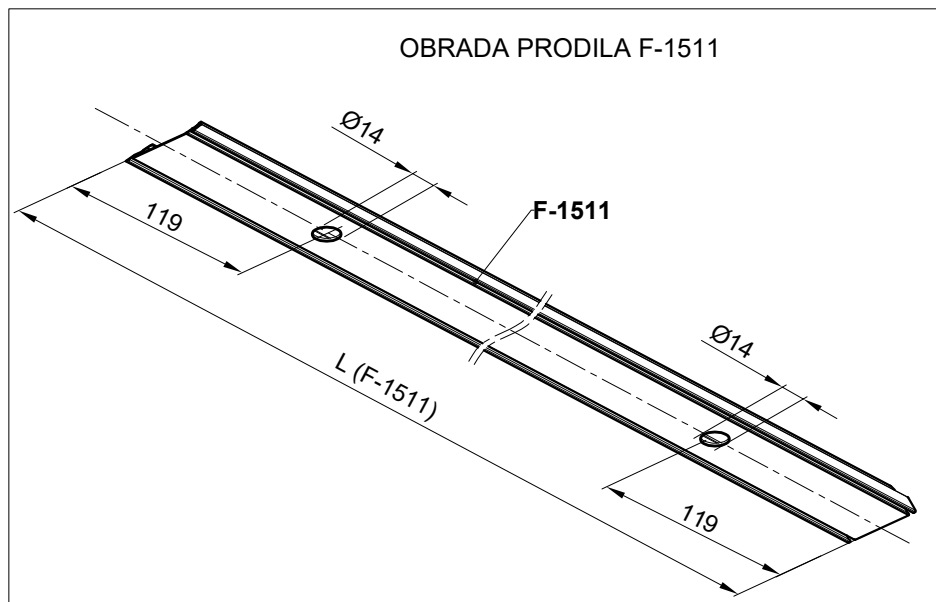
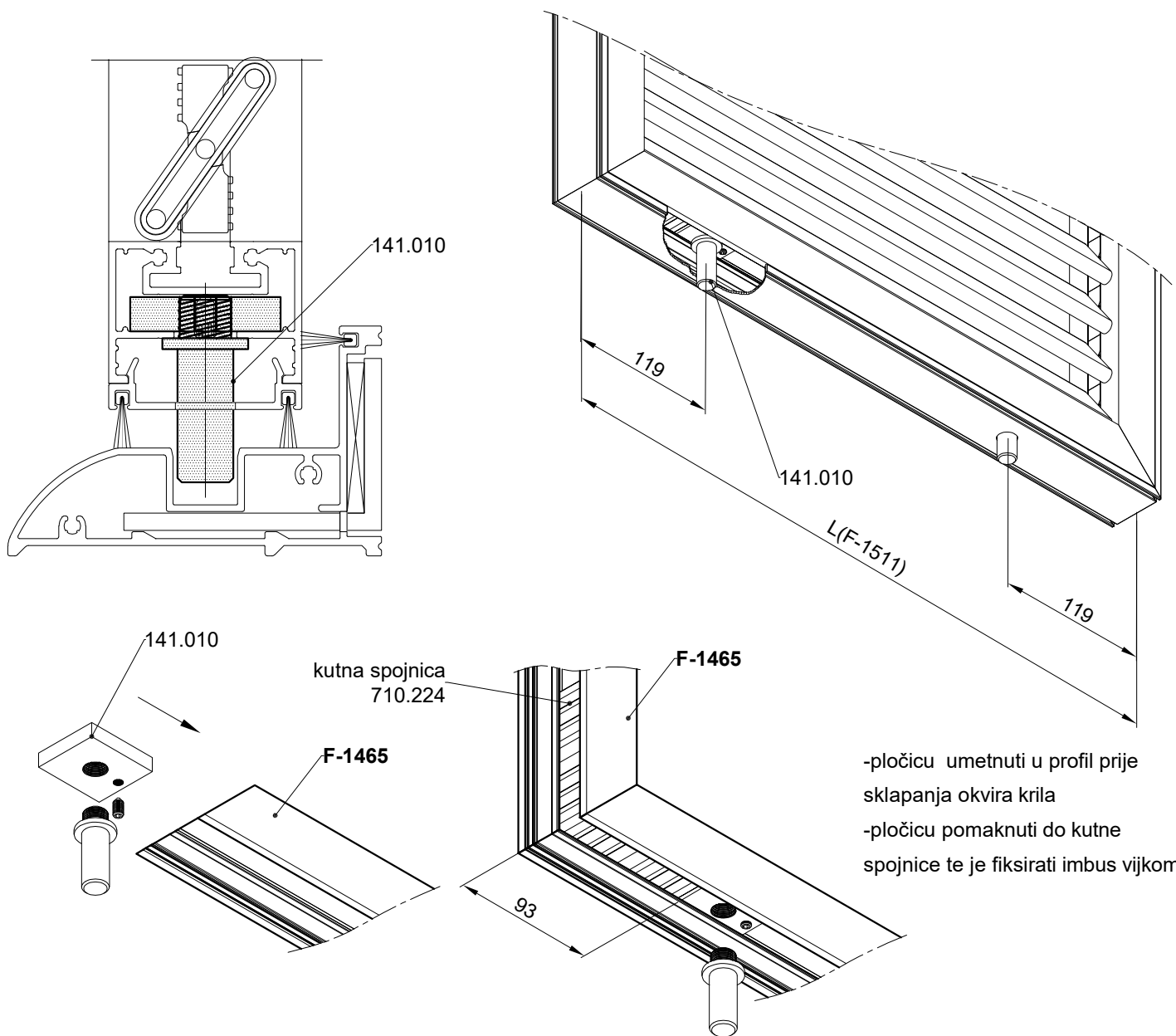
-nosivu pločicu s vijkom umetnuti u profil prije sklapanja okvira krila  
-pločicu pomaknuti do kutne spojnice te je fiksirati imbus vijkom



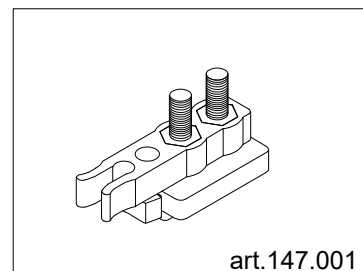
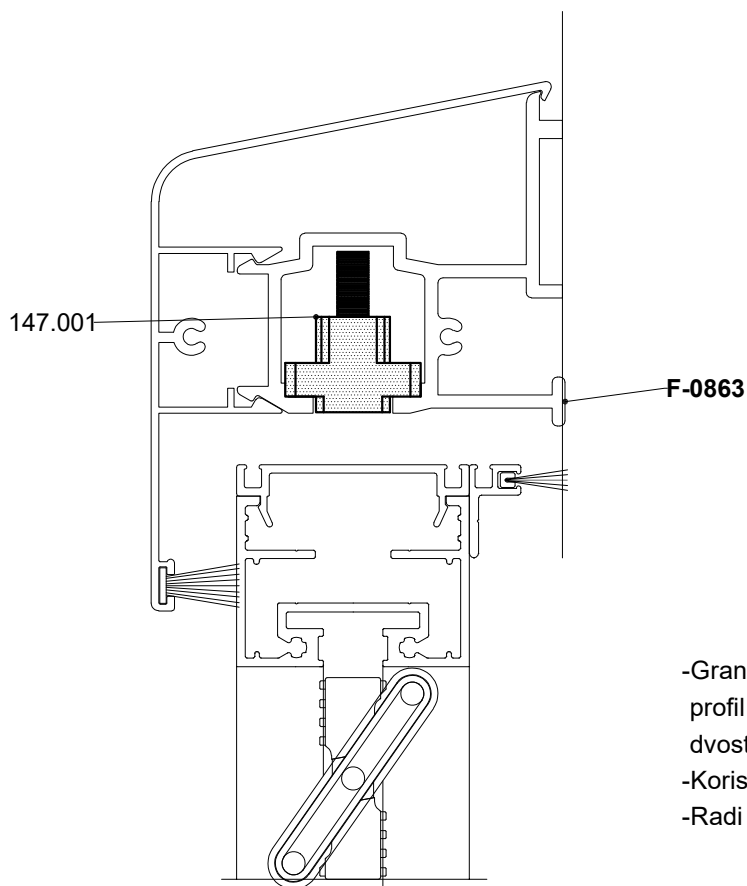
#### OBRADA PRODILA F-1511



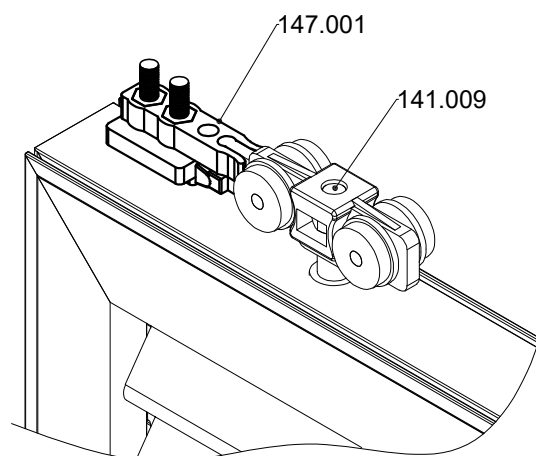
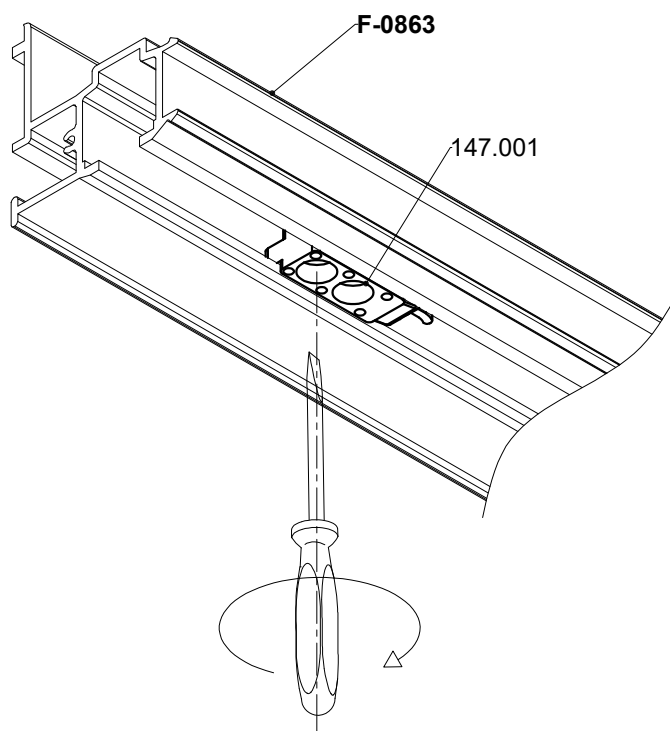
### UGRADNJA SETA ZA VOĐENJE KRILA GRILJE (usmjerivač krila art.141.010) Klizna grilja-TipA

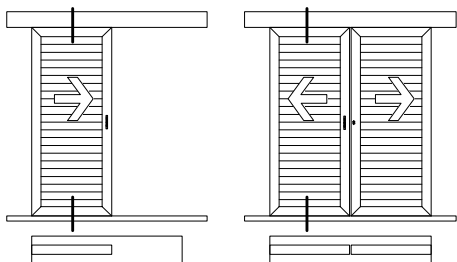


### UGRADNJA GRANIČNIKA (UBLAŽIVAČ UDARA)- art.147.001 Klizna grilja-TipA



- Graničnik (ublaživač udara) se ugrađuje u profil nosive klizne staze (jednostruke F-0863 i dvostruke F-1513)
- Koristi se kao graničnik kretanja krila
- Radi po sistemu "klik" sa točkicama

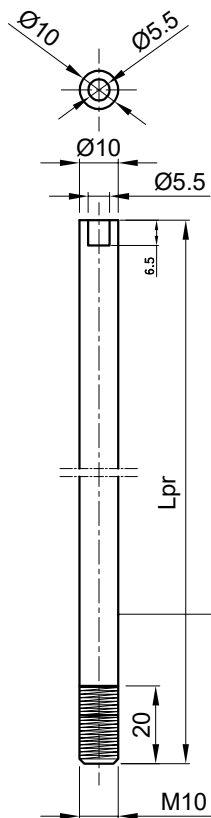




### DETALJ FIKSIRANJE GRILJE BRAVICOM art. 120.016

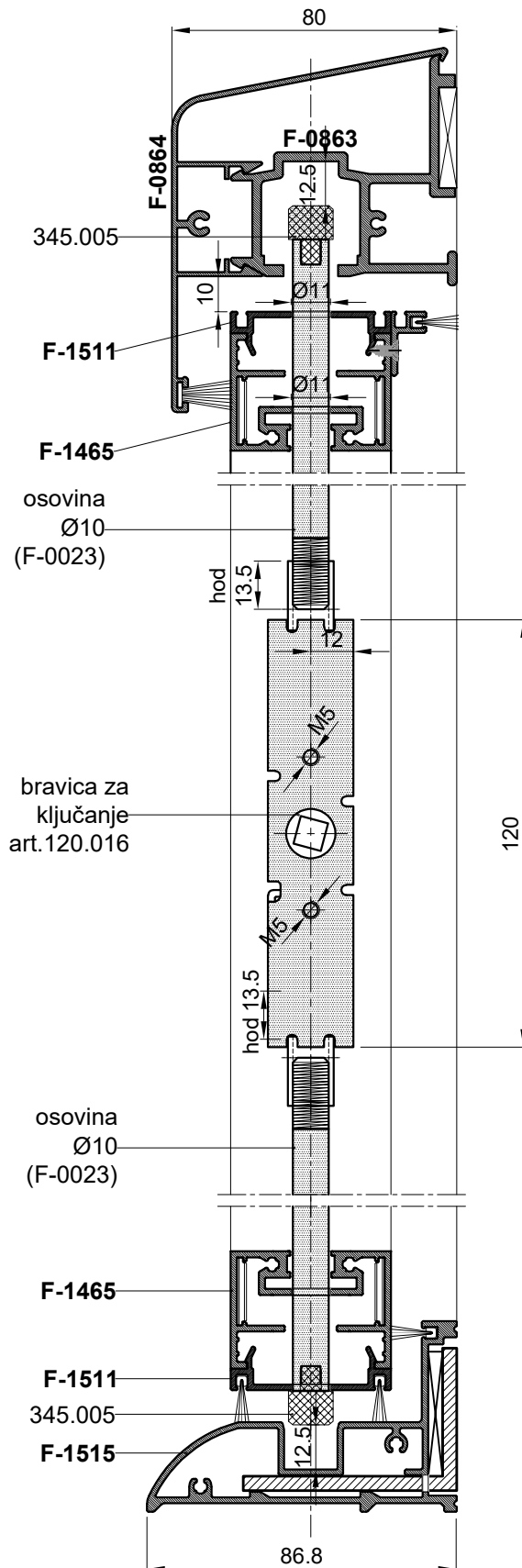

- fiksiranje grilje u svakom položaju

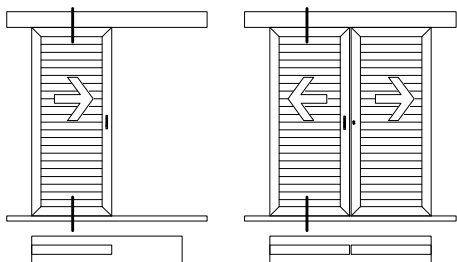
### Klizna grilja-TipA



osovina  
Ø10  
(F-0023)

Gumeni umetak  
zalijepiti trenutnim ljepljivom

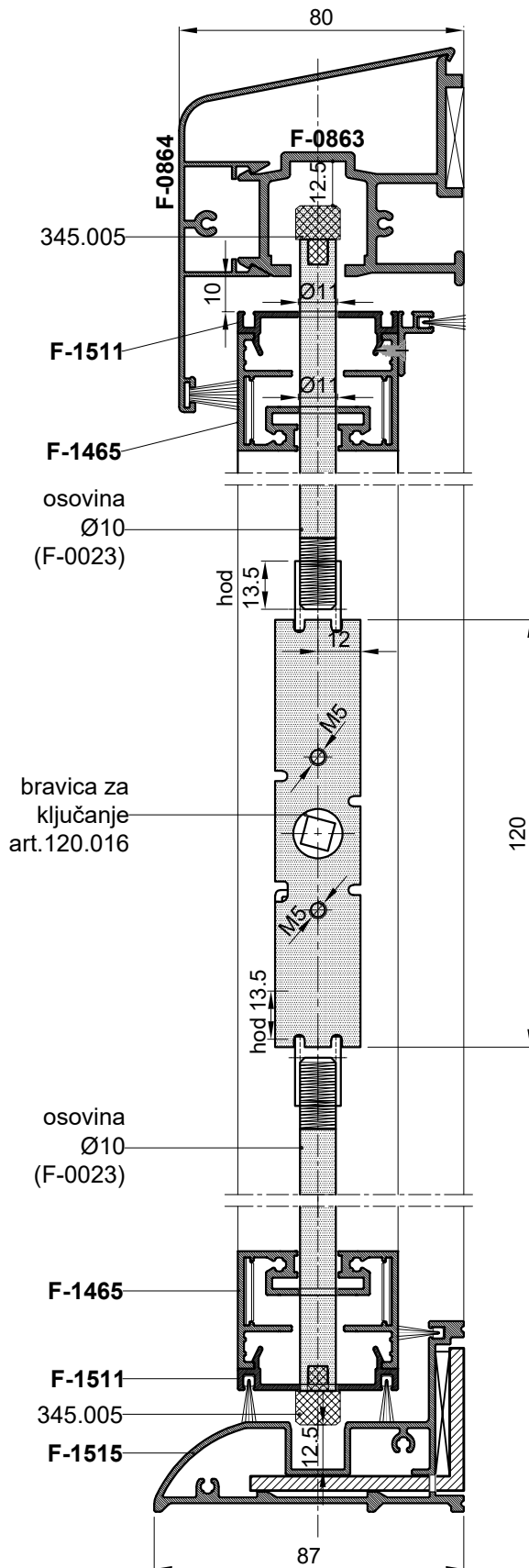
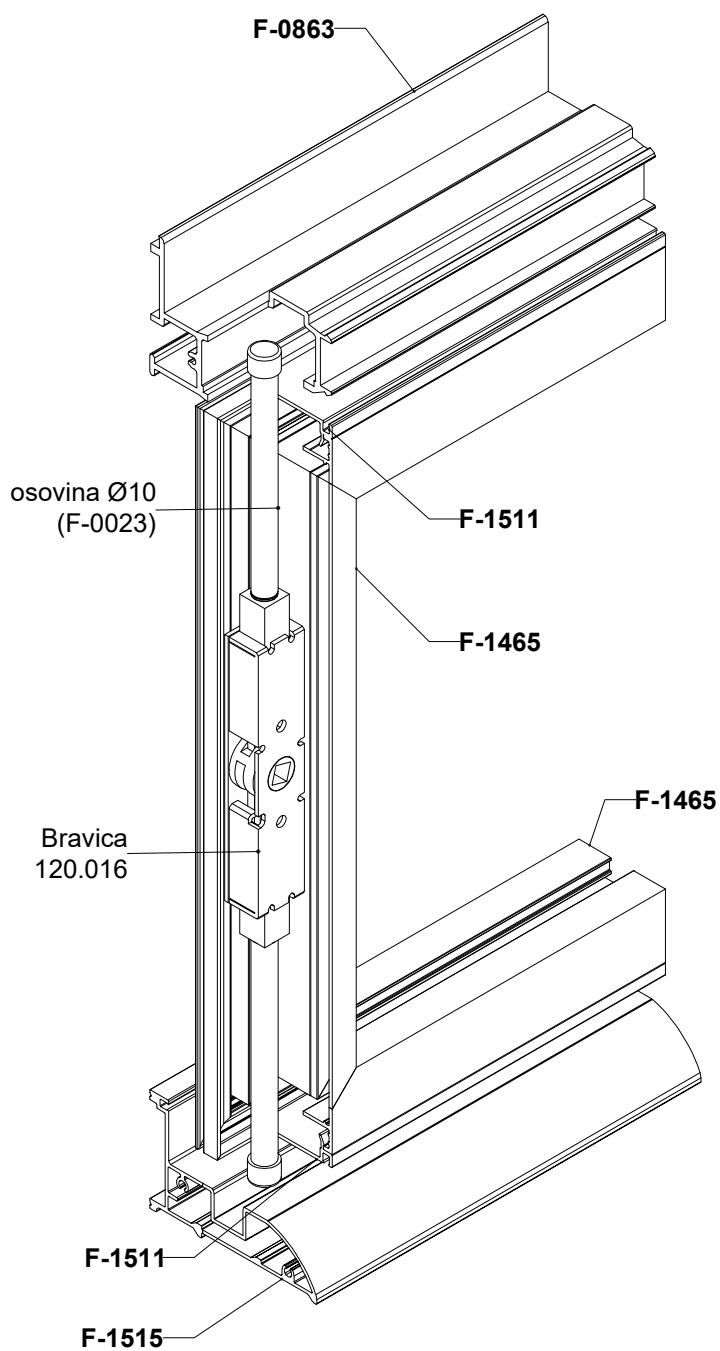




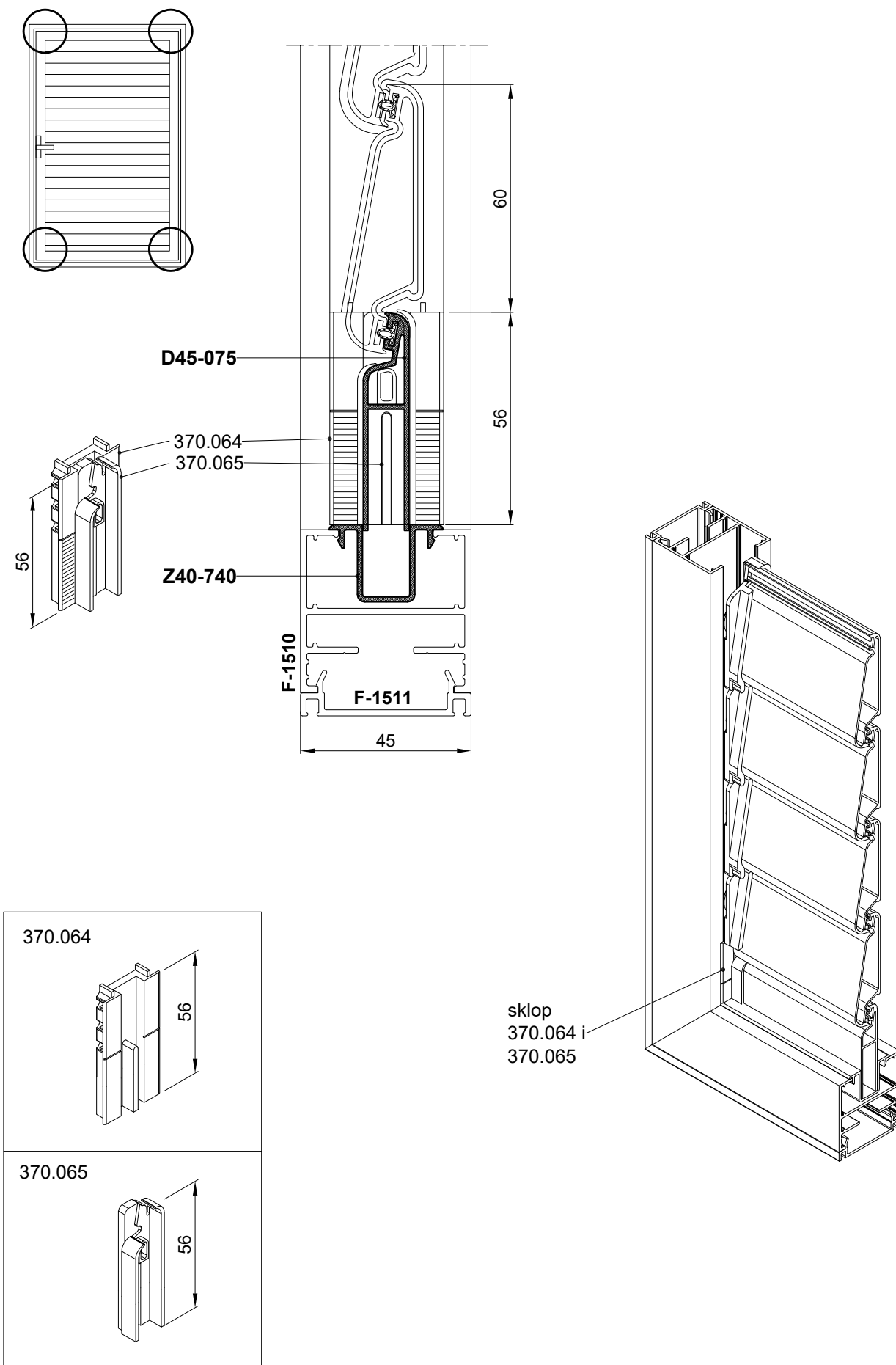
### DETALJ FIKSIRANJE GRILJE BRAVICOM art. 120.016

- fiksiranje grilje u svakom položaju

### Klizna grilja-TipA

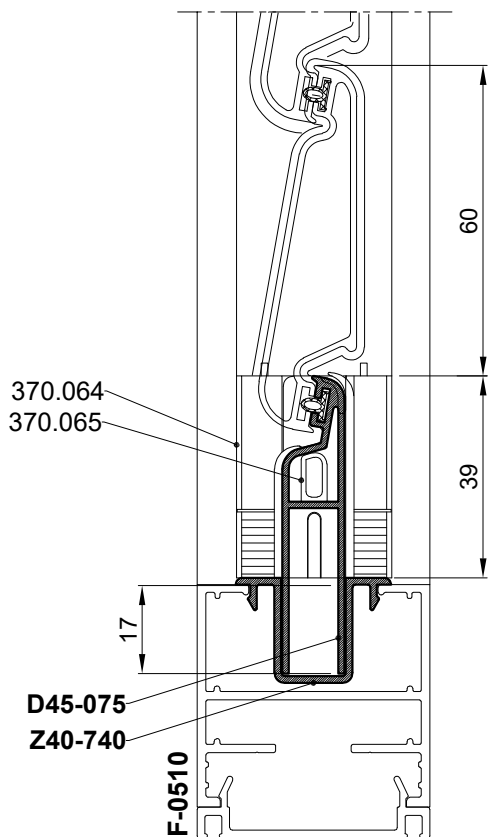


### Ugradnja početnog profila D45-075 s pripadajućim pvc umetcima u krilo grilje

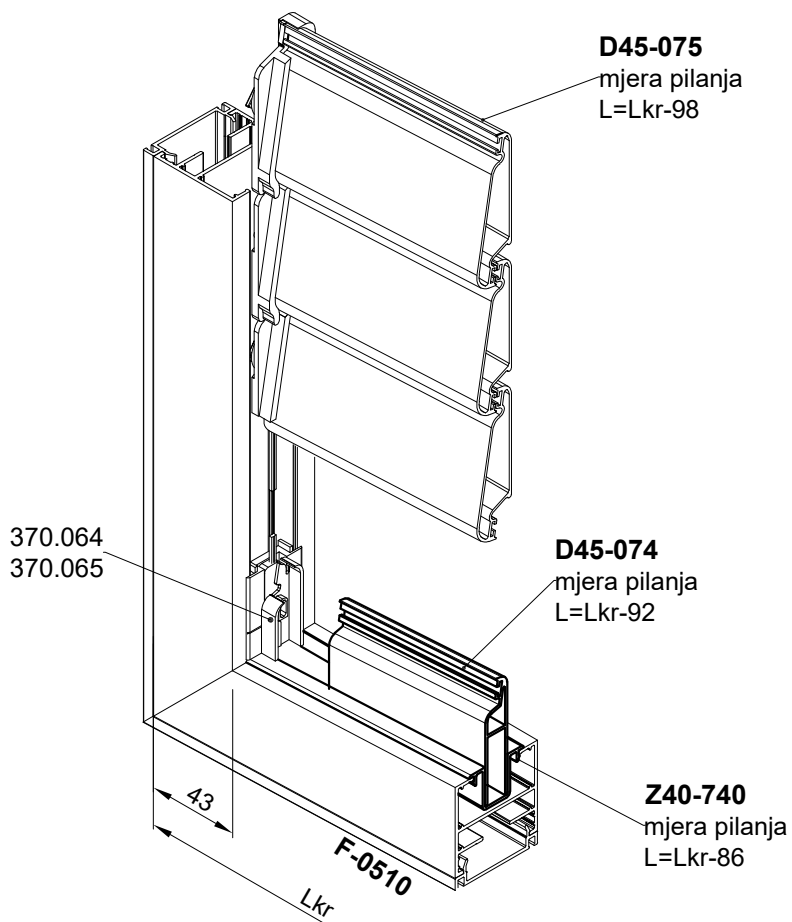
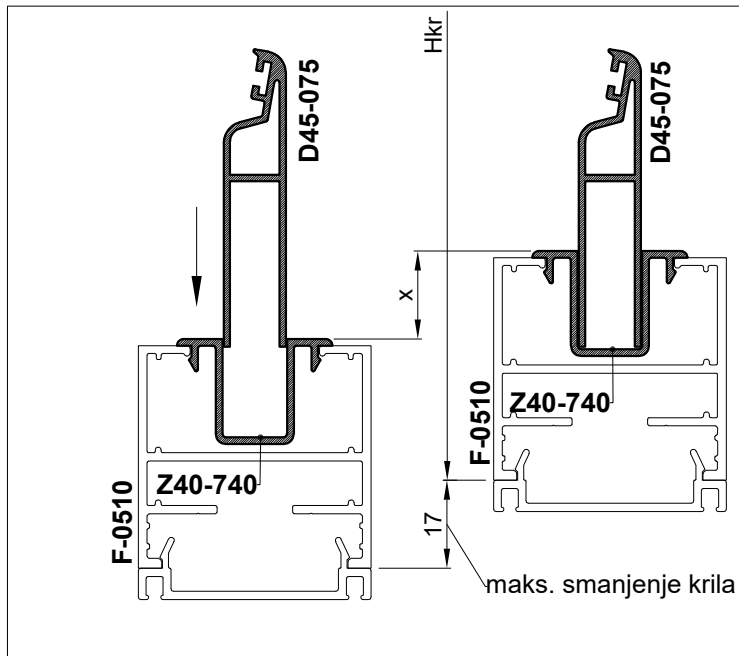


### PRVI KORAK - Smanjivanje krila od 0-34 mm:

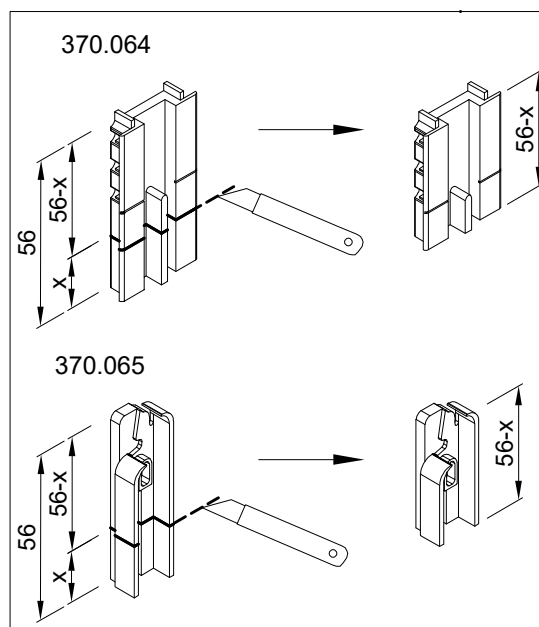
1. Pomjeranjem profila D45-075 u profilu Z40-740
2. Skraćivanje pvc umetaka 370.064 i 370.065



### 1. Pomjeranje D45-075 u Z40-740 za $x = 0-17$ mm



### 2. Skraćivanje pvc umetaka, $x = 0-17$ mm

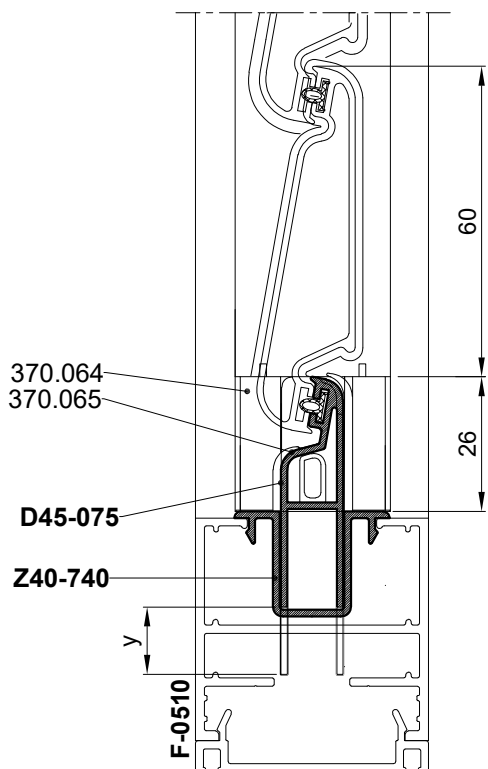


-Maksimalno smanjenje krila u prvom koraku:

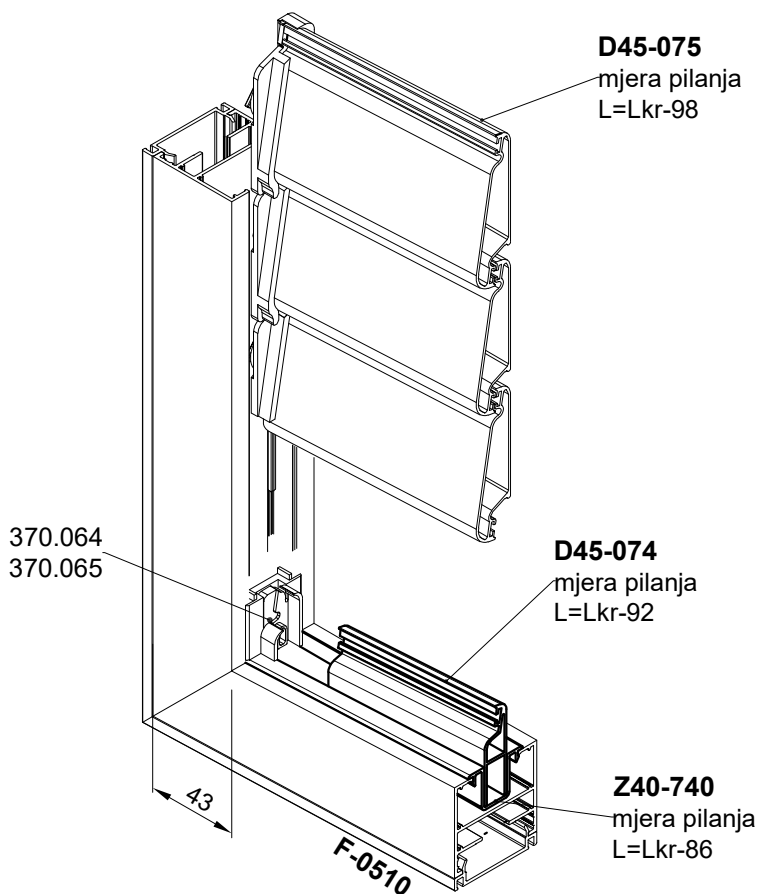
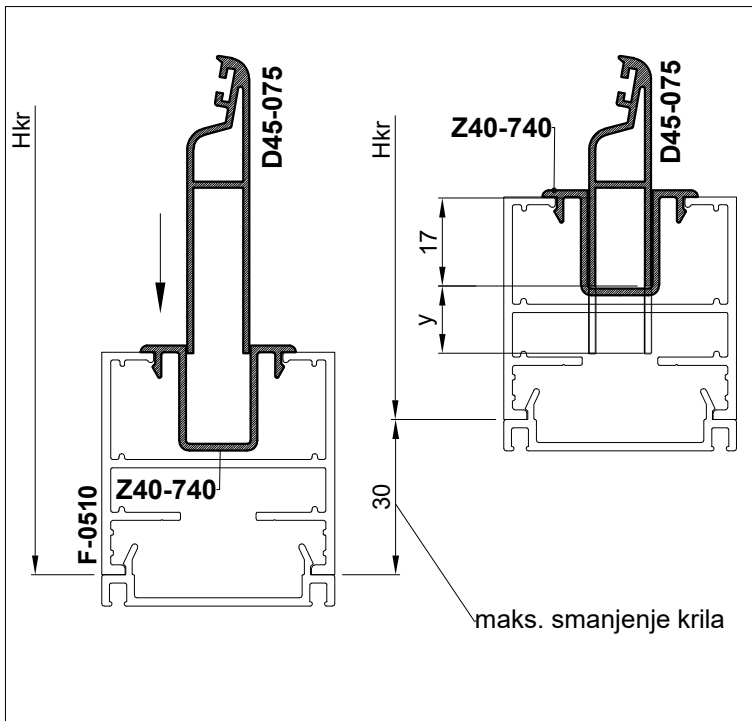
$$2 \times 17 \text{ mm} = 34 \text{ mm}$$

### DRUGI KORAK - Smanjivanje krila od 35-60 mm:

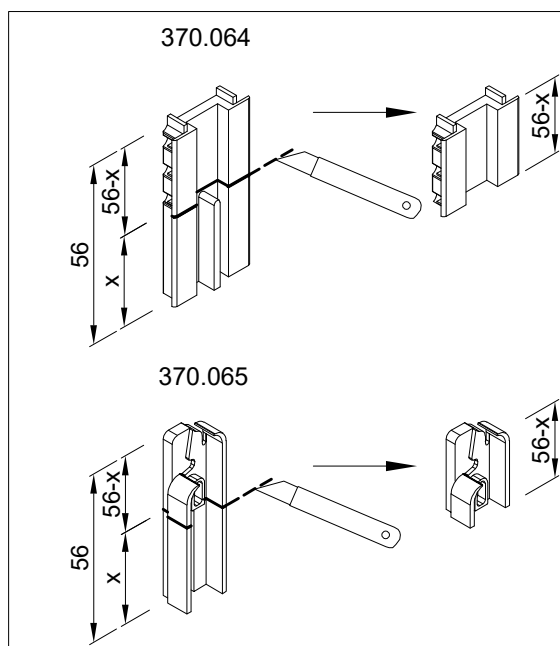
1. 1.1 Pomjeranjem profila D45-075 u profilu Z40-740 za 17 mm
- 1.2 Skraćivanjem profila D45-075 za  $y=0-13$  mm
2. Skraćivanje pvc umetaka 370.064 i 370.065



- 1.1 Pomjeranjem profila D45-075 u profilu Z40-740 za 17 mm
- 1.2 Skraćivanjem profila D45-075 za  $y=0-13$  mm



2. Skraćivanje pvc umetaka,  $x = 0-30$  mm

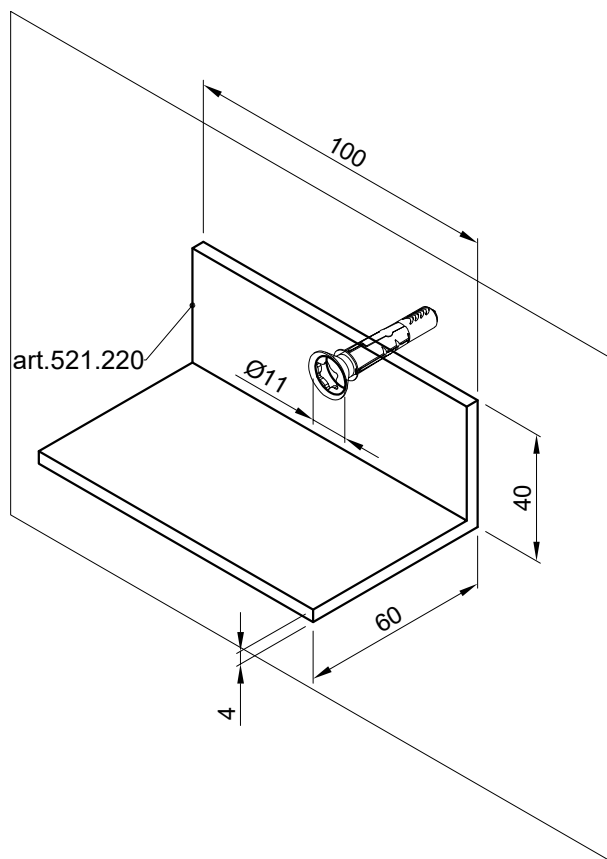
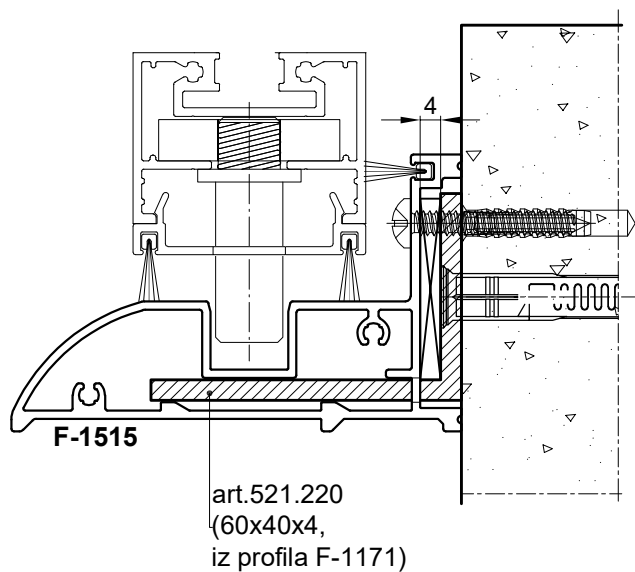


-Maksimalno smanjenje krila u drugom koraku:

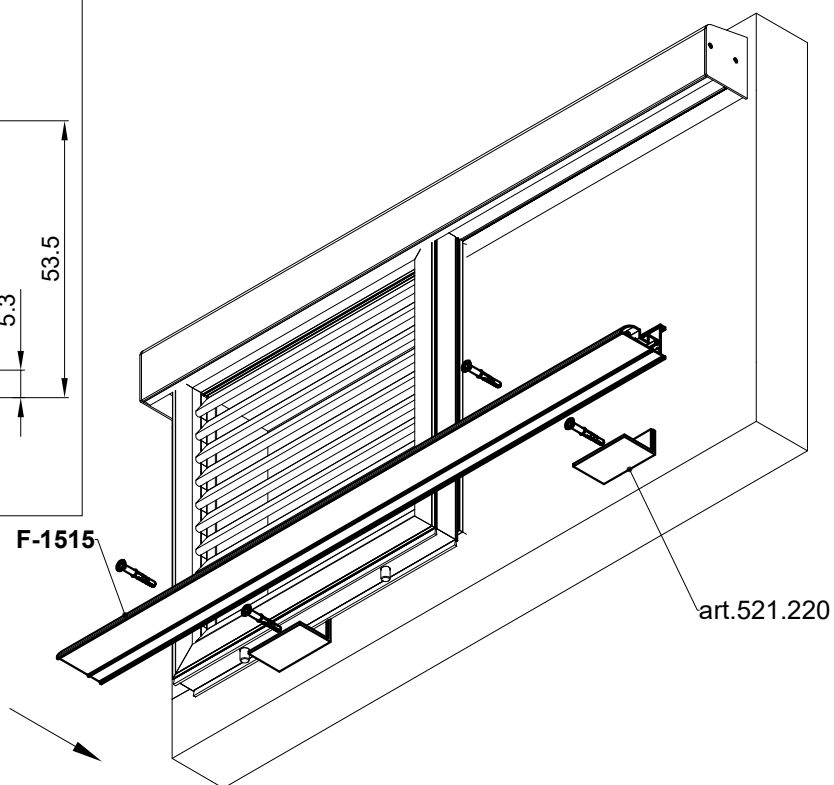
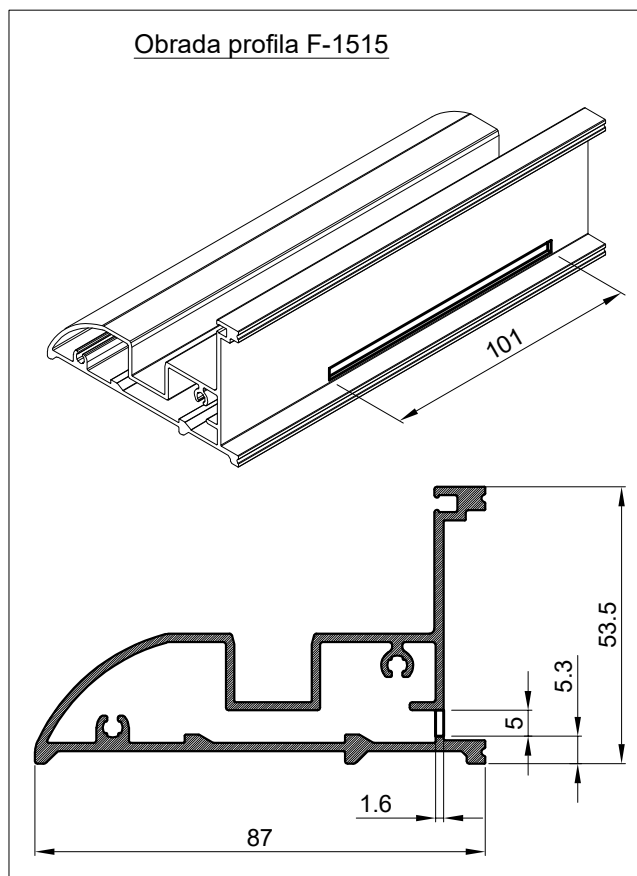
$$2 \times 30 \text{ mm} = 60 \text{ mm}$$

## UGRADNJA NOSAČA PROFILA F-1515 - art. 521.220

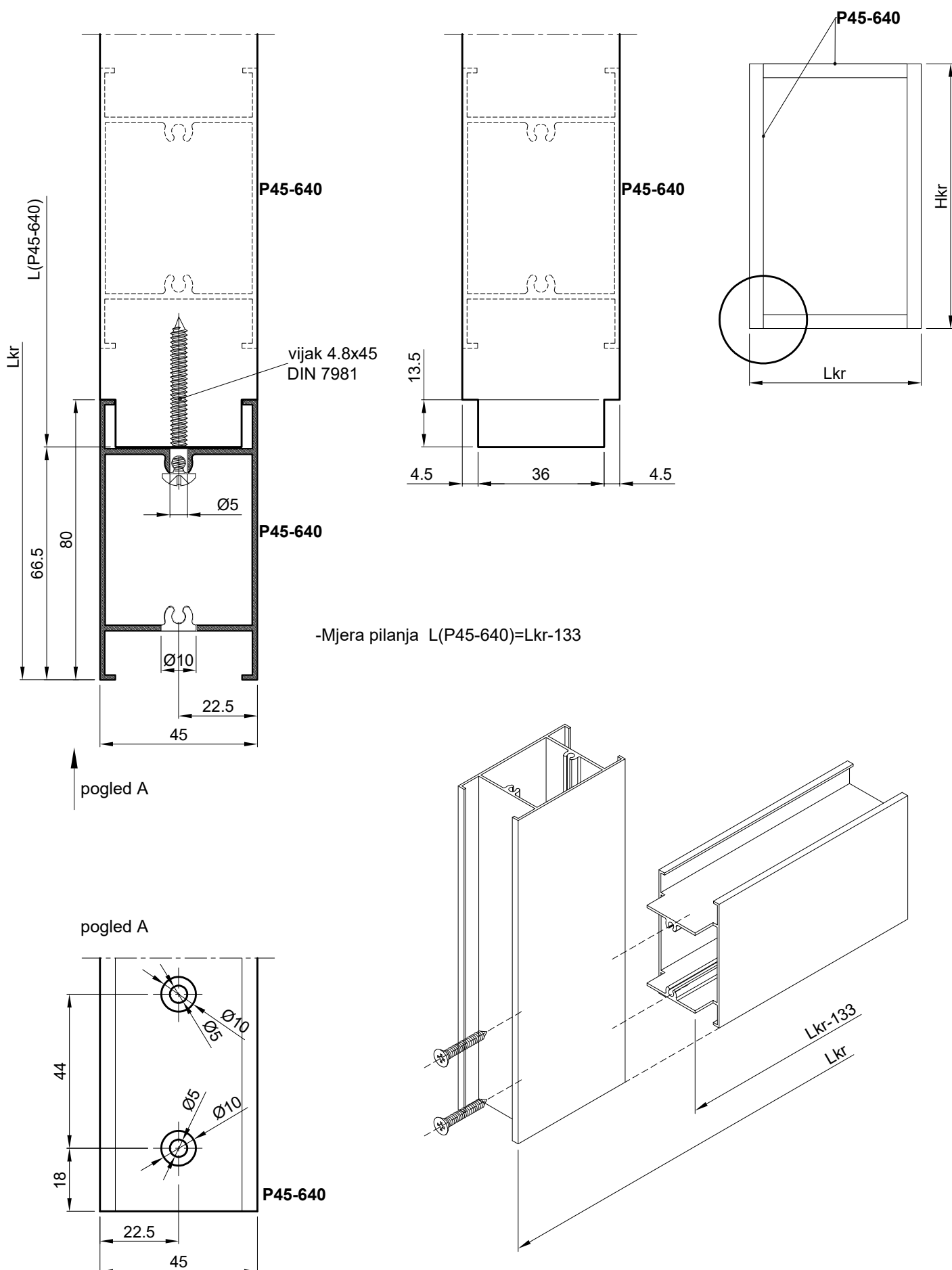
Klizna grilja-TipA



-Za pravilnu ugradnju profila F-1515 (tupo-vijak)  
koristiti podmetač d=4 mm



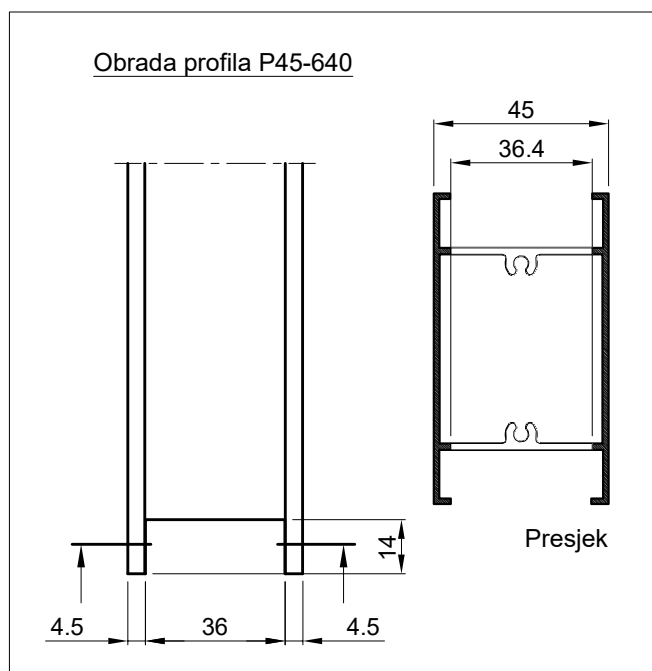
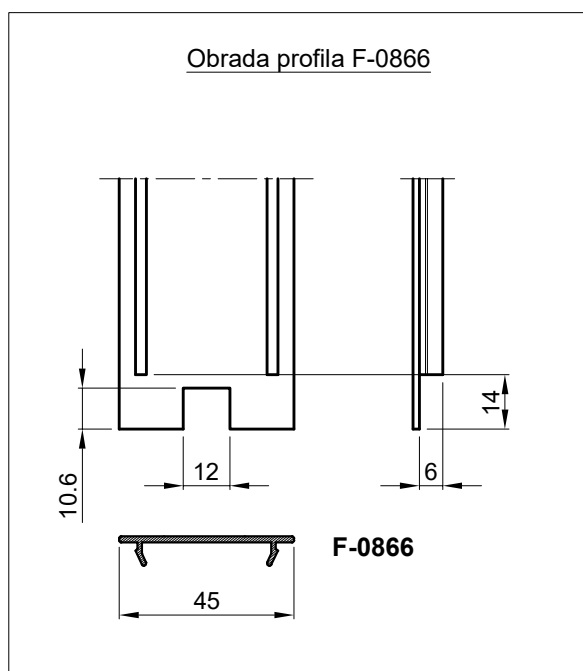
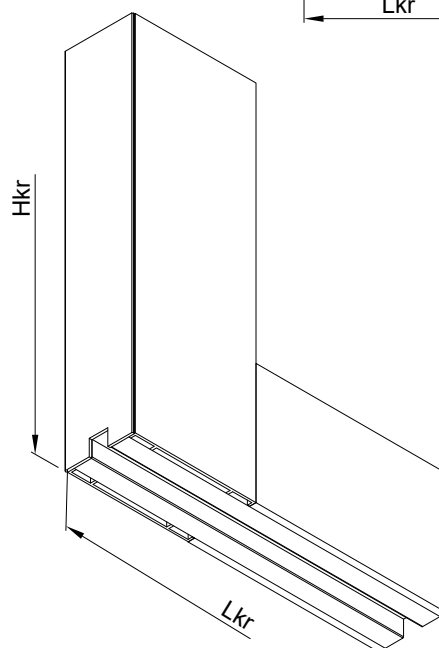
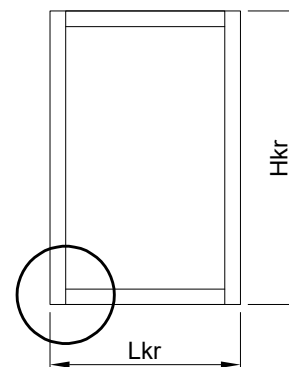
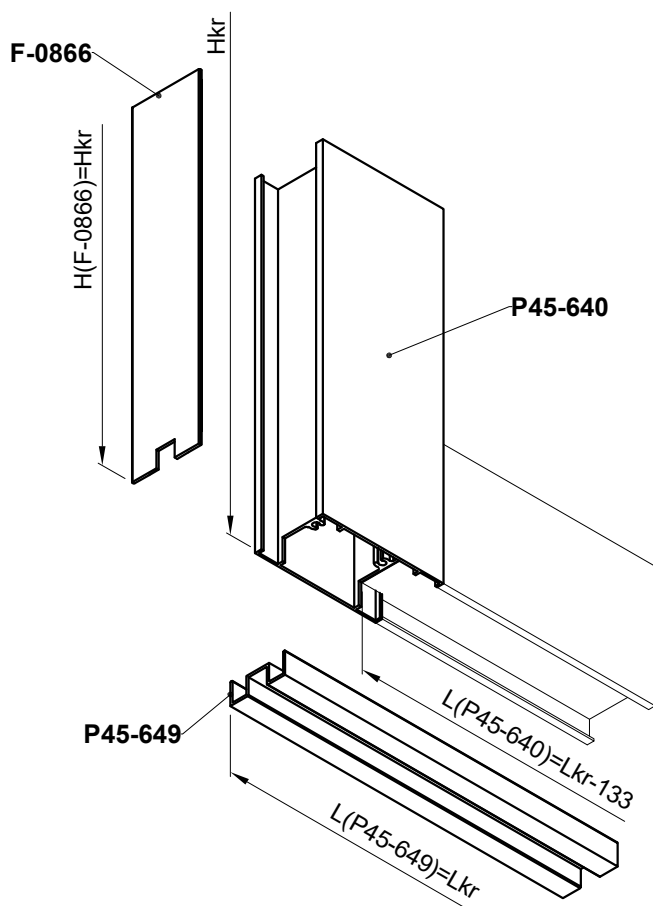
### Klizna grilja-TipB



### Klizna grilja-TipB

#### SPOJ PROFILA OKVIRA KRILA GRILJE

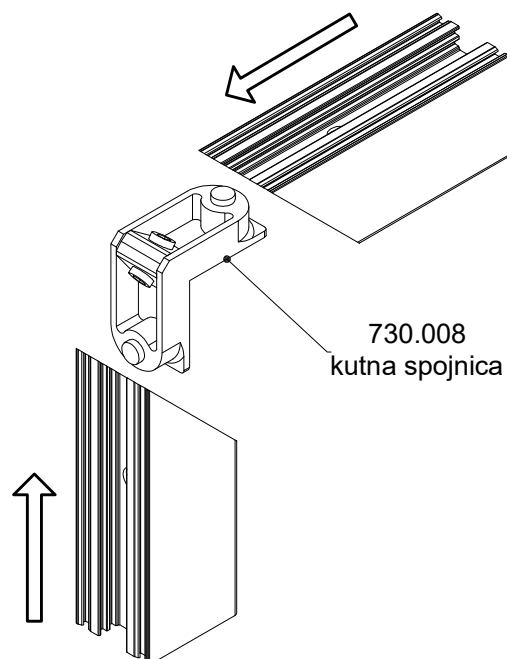
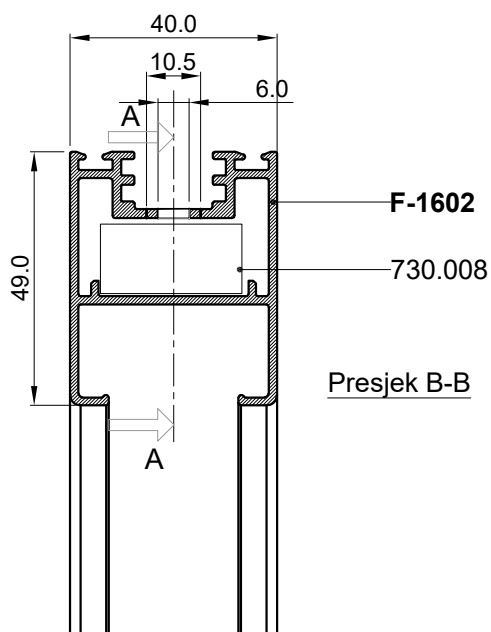
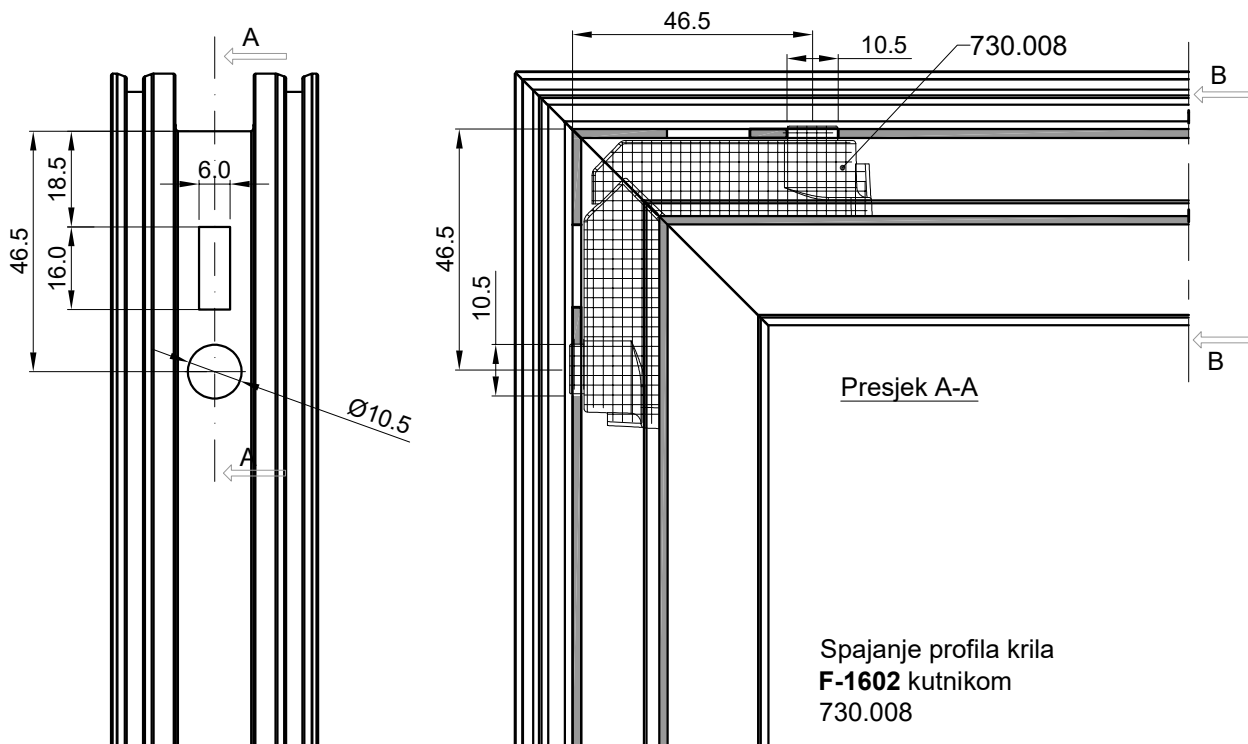
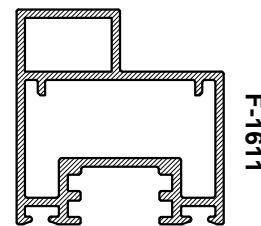
- Obrade profila
- Detalji se odnose na donji dio krila grilje (prema vodilici)



### Klizna grilja-TipC

Obrada profila F-1602 za kutnu spojnicu 730.008

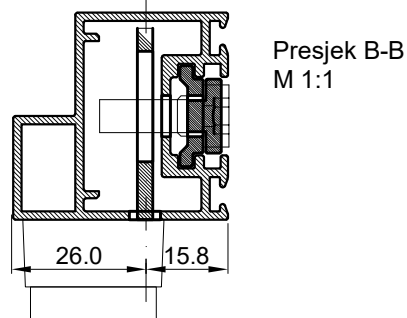
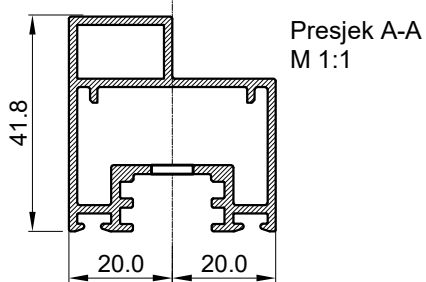
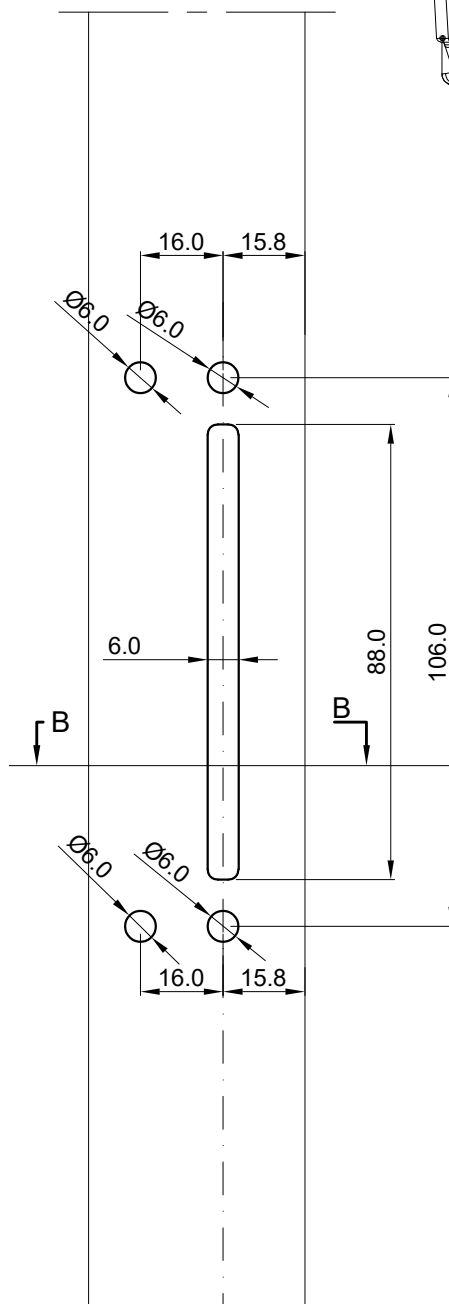
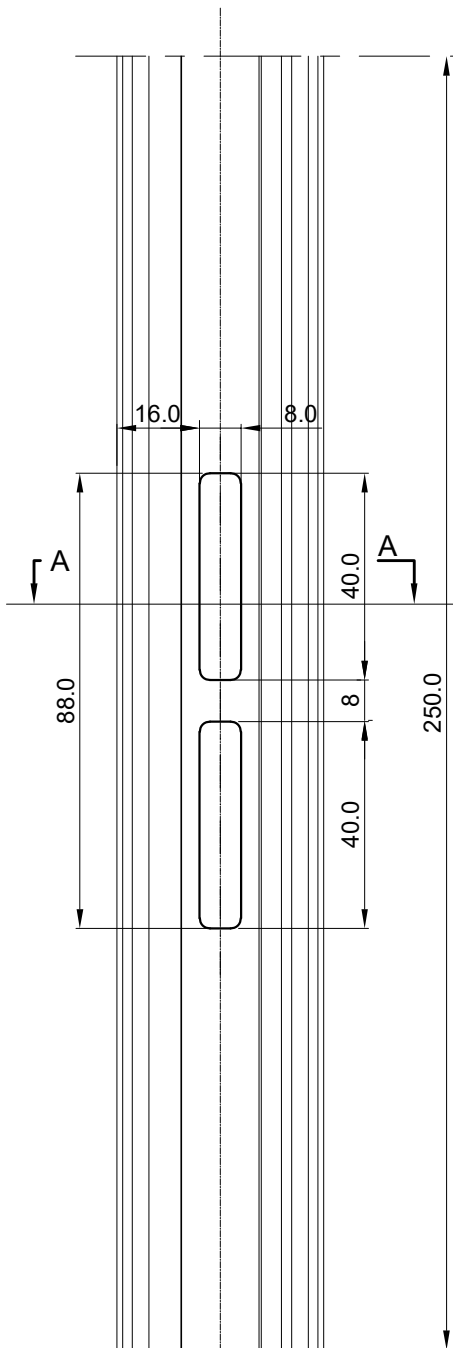
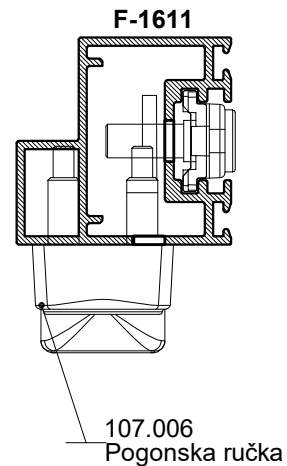
Napomena:  
Ova obrada vrijedi i  
za profil krila F-1611



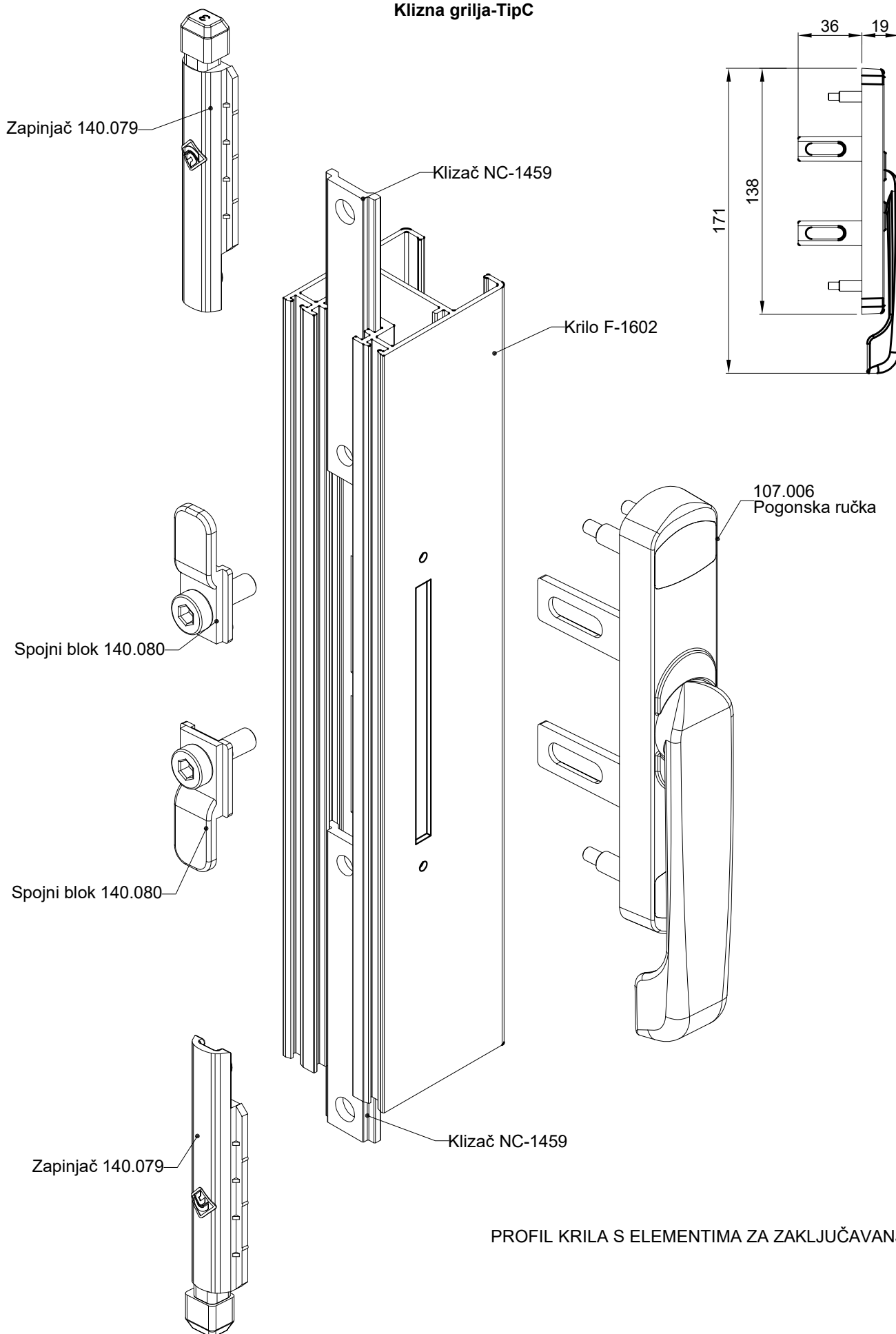
Ovaj raspored i način spajanja kutnicima primjenjiv je i na profil krila **F-1606** i **F-1611**

### Klizna grilja-TipC

Obrada profila F-1611 za pogonsku ručku 107.006.xx  
sa elementima pogona klizača 140.079 i 143.080

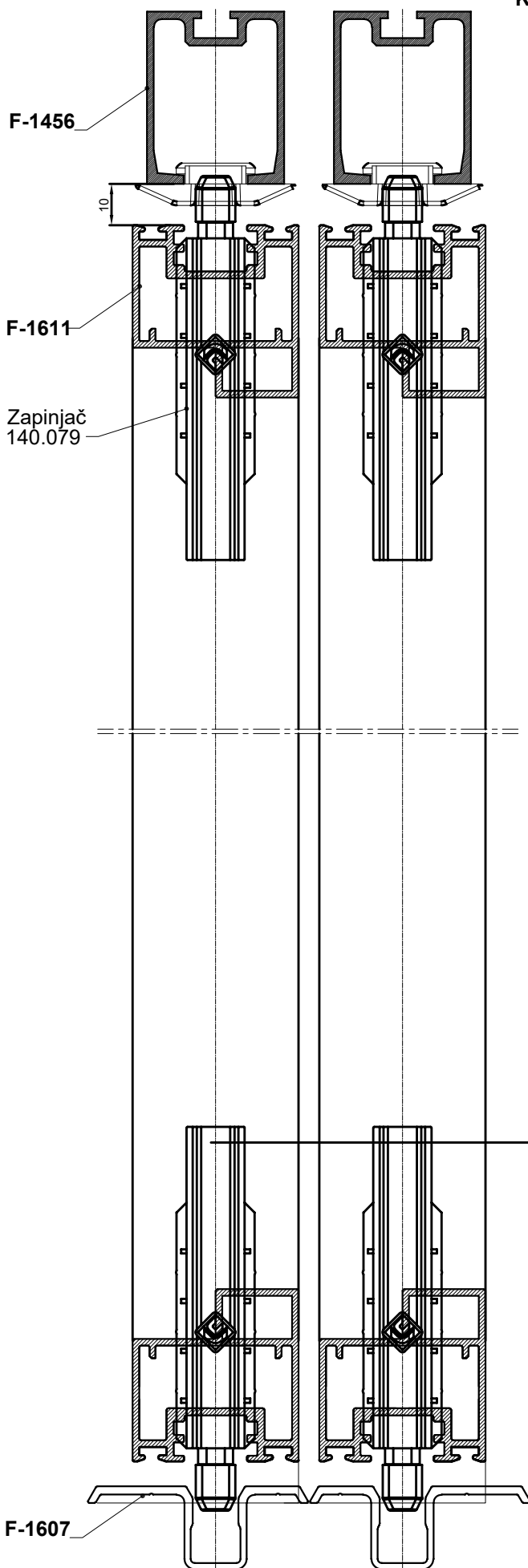


### Klizna grilja-TipC



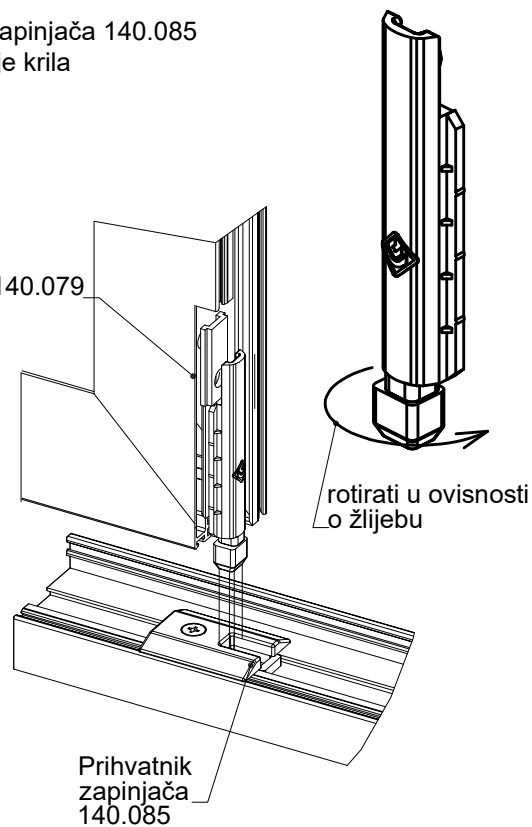
PROFIL KRILA S ELEMENTIMA ZA ZAKLJUČAVANJE.

### Klizna grilja-TipC



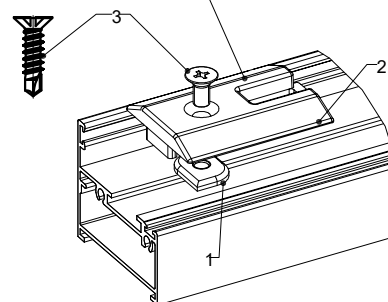
Montaža zapinjača 140.085  
za ključanje krila

Zapinjač 140.079

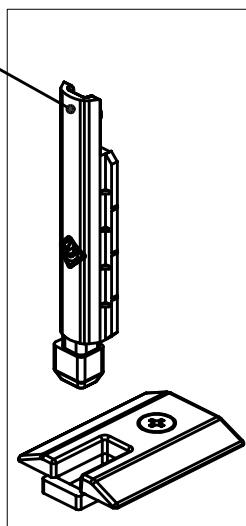


Umetnuti pin (1) u žlijeb zatim staviti pločicu(2) i stegnuti vijak(3).

Prihvatnik zapinjača 140.085



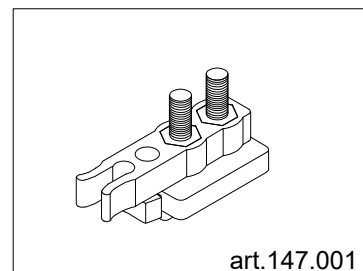
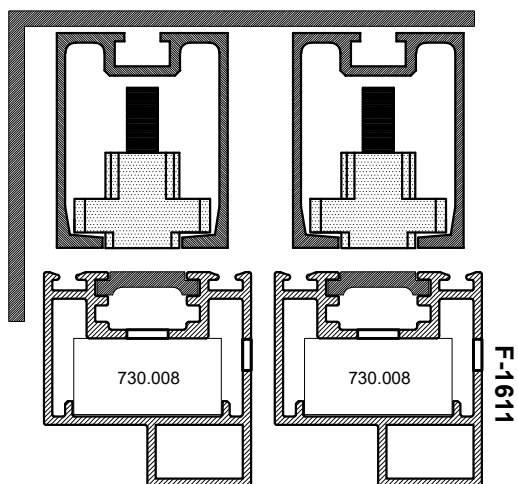
Ukoliko se motira na prag koji nema utor za prihvat pločice (1) prihvatnik zapinjača 140.085 pričvrsti samourezujućim vijkom s upuštenom glavom



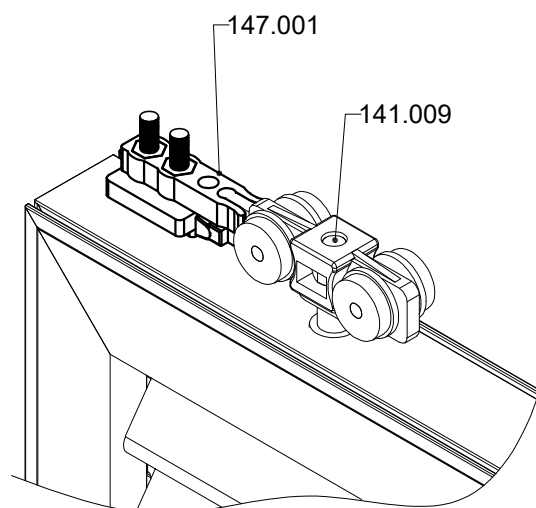
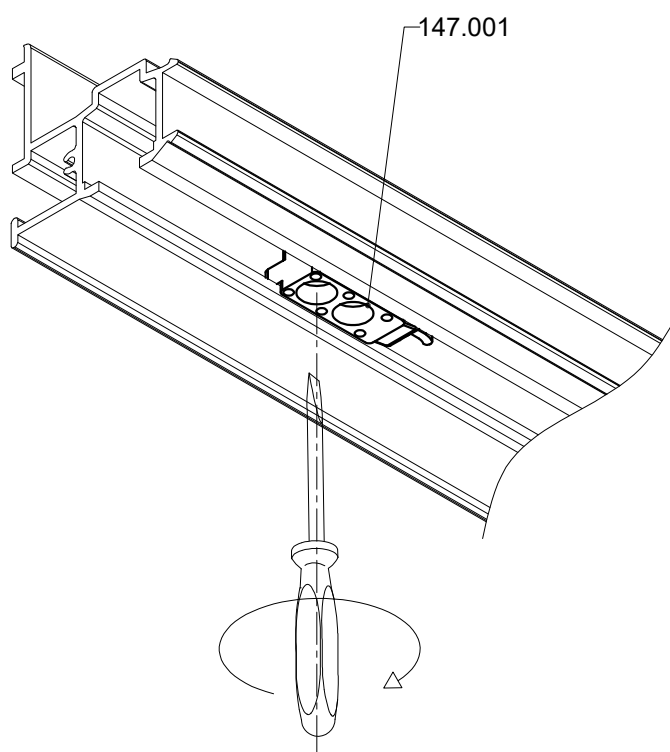
### Klizna grilja-TipC

UGRADNJA GRANIČNIKA (UBLAŽIVAČ UDARA)-

art.147.001

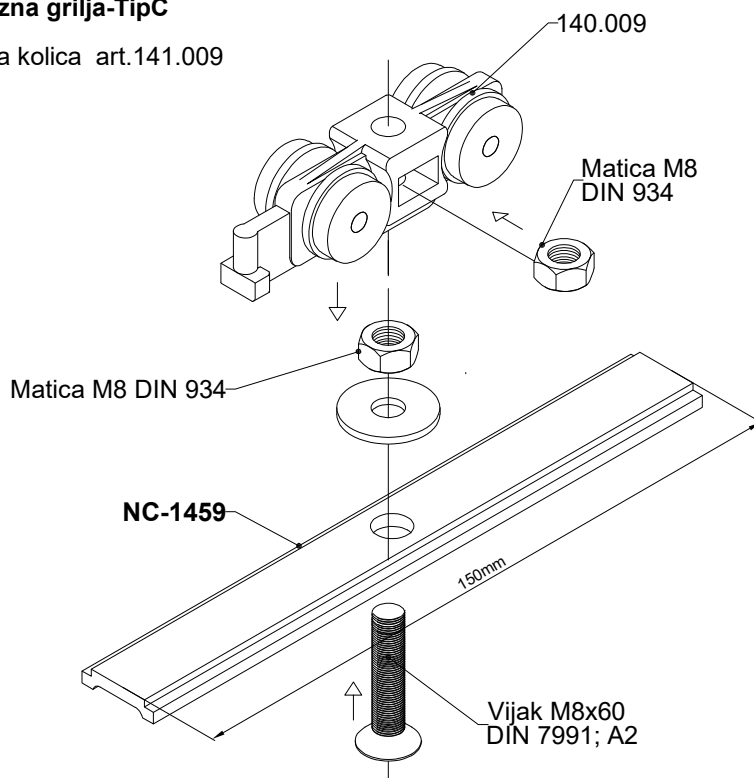
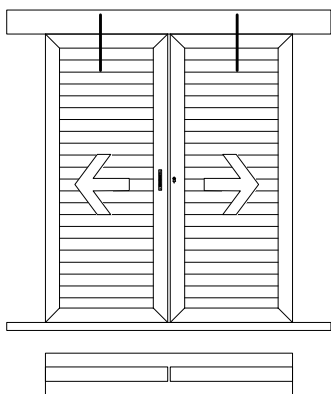


- Graničnik (ublaživač udara) se ugrađuje u profil nosive klizne staze (jednostruke F-1456)
- Koristi se kao graničnik kretanja krila
- Radi po sistemu "klik" sa točkicama

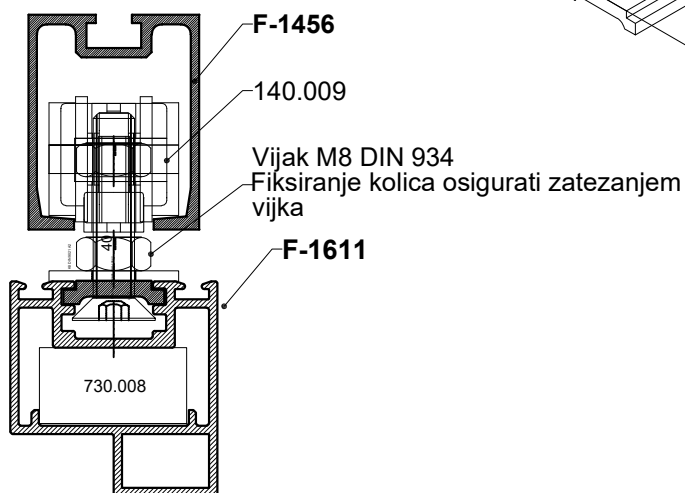


### Klizna grilja-TipC

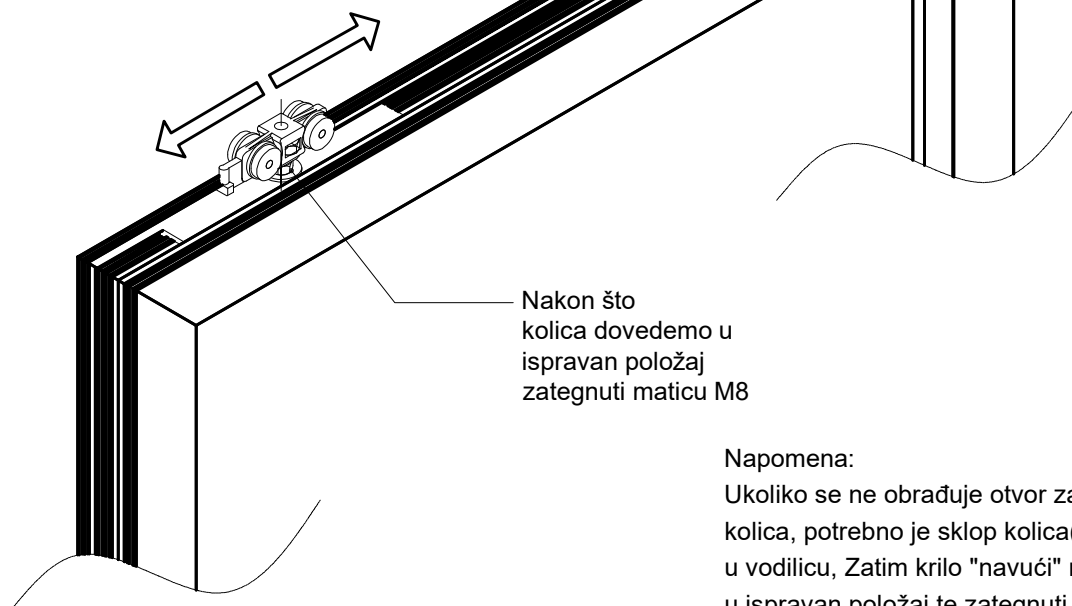
Ugradnja kolica art.141.009



1. Na vijak M8x60 DIN 7991-navoj cijelom dužinom vijka montirati pločicu(klizač NC 1459) zatim staviti podlošku K8 i maticu M8 koja služi za dodatno stezanje nakon što se krilo namontira. Kolica 147.000 također montirati na vijak i staviti maticu koja dolazi s bočne strane kolica



2. Sklop s kolicicama umetnuti u krilo F-1611, zatim krilo ubaciti u vodilicu.
3. Kolica dovesti na ispravan položaj i zategnuti maticu M8



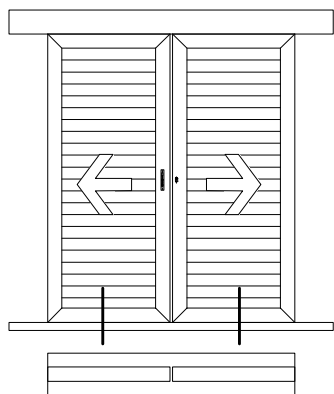
Nakon što kolica dovedemo u ispravan položaj zategnuti maticu M8

**Napomena:**

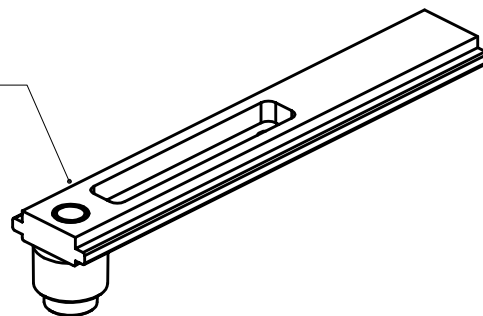
Ukoliko se ne obrađuje otvor za umetanje kolica, potrebno je sklop kolica(141.009) ubaciti prije u vodilicu, Zatim krilo "navući" na klizač i dovesti u ispravan položaj te zategnuti maticu M8

### Klizna grilja-TipC

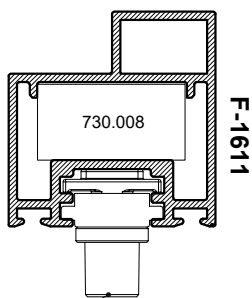
Ugradnja pratilice art.140.076



Pratilica  
140.076



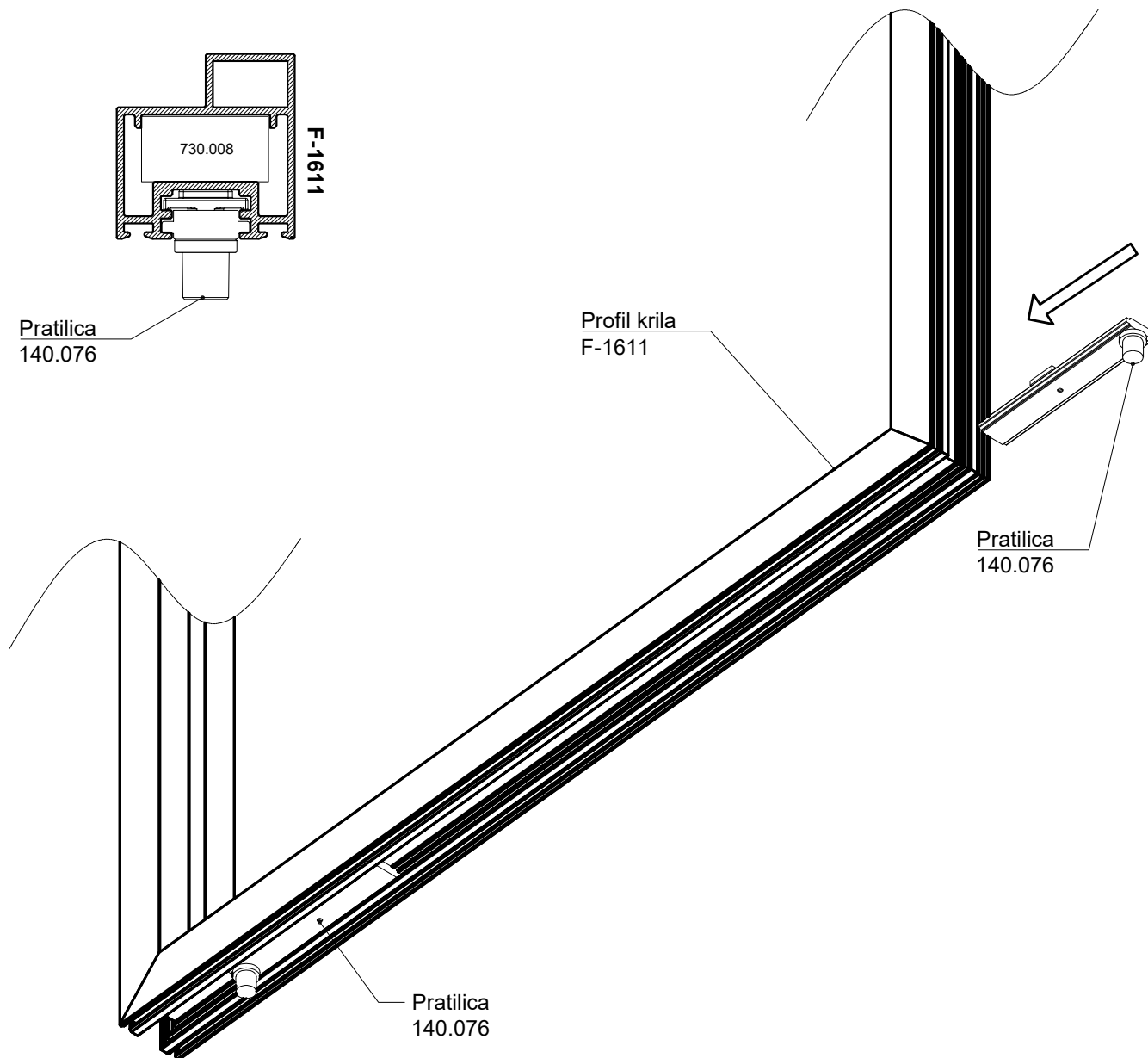
Pratilicu gurnuti cca 70mm od kraja krila kako bi klizač mogao obavljati funkciju ključanja. Zatim ga fiksirati imbus vijkom.



Pratilica  
140.076

Profil krila  
F-1611

Pratilica  
140.076

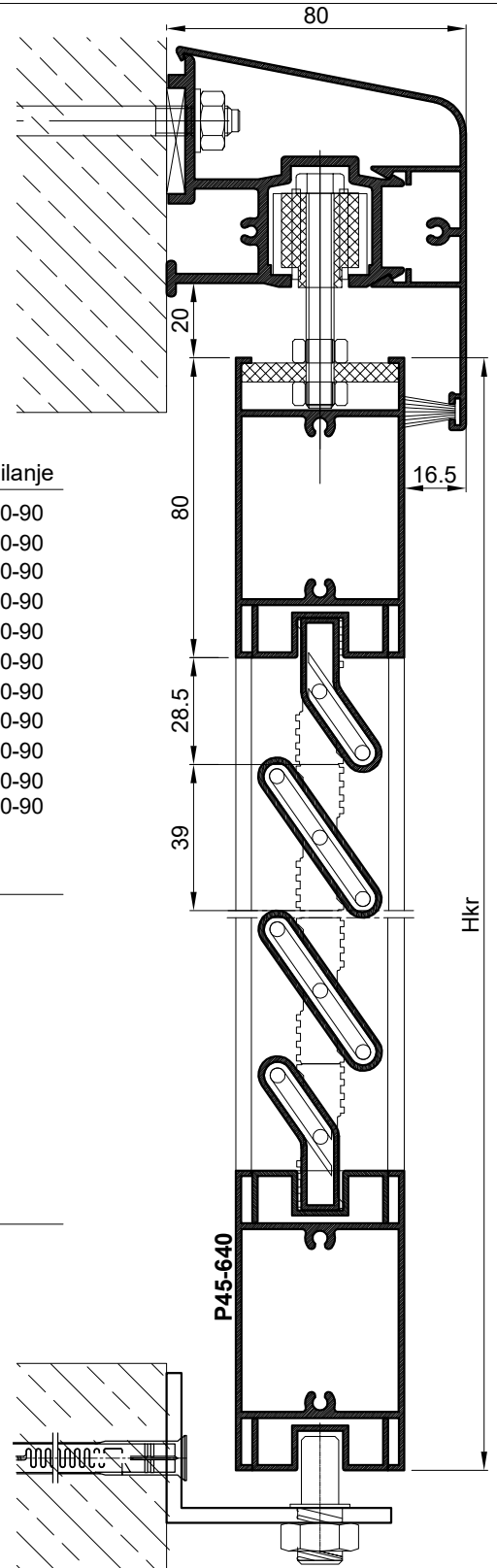
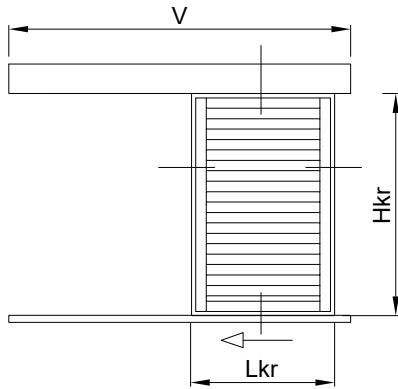


Pratilica  
140.076



Rezne liste  
/Klizna grilja/





PROFILI		kom	mjera	pilanje
F-0863	vodilica	1	$V=2Lkr+300$	90-90
F-0864	maska	1	$2Lkr+300$	90-90
F-1171	donja pratilica	1	$2Lkr+300$	90-90
P45-640	vodoravnica okvira	2	Lkr-132	90-90
P45-640	okomica okvira	2	Hkr	90-90
F-0866	okomita maska okvira	2	Hkr	90-90
P45-649	vodoravna maska okvira	1	Lkr	90-90
P45-649	vodoravna lajsna	2	Lkr-132	90-90
P45-649	okomita lajsna	2	Hkr-160	90-90
F-0187	lamele	N	Lkr-160	90-90
F-1705	početna i završna lamela	2	Lkr-160	90-90

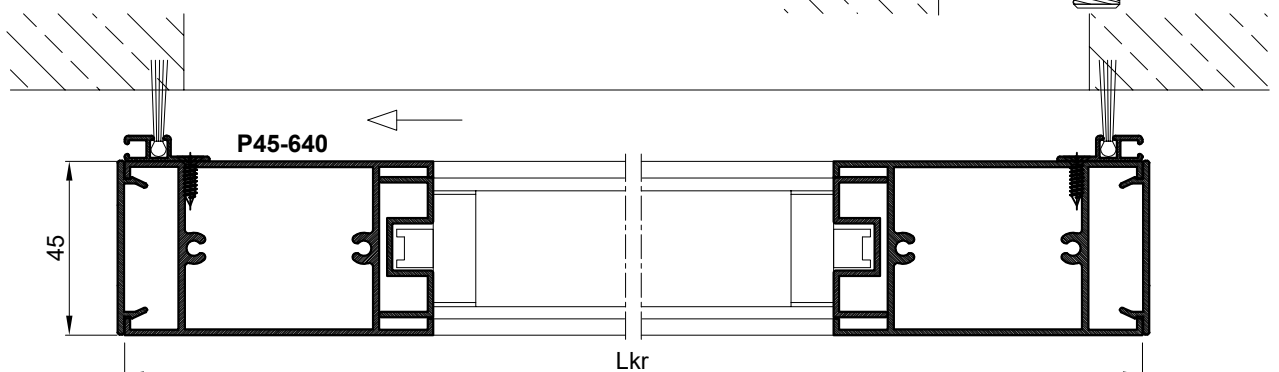
OKOVI		kom	
147.000	kotačići za klizne grilje	2	
391.021	donji usmjerivač krila	3	
391.020	nosiva ploča	2	
147.001	graničnik i prihvatnik udara	2	
374.035	bočni čep	2	
431.060	vijak M8x60	2	
373.005	umetak za prihvat lamela	Nx2	
373.005.99	poč. i završni umetak	4	
433.048	vijci za kutne spojeve 4.8x45	8	

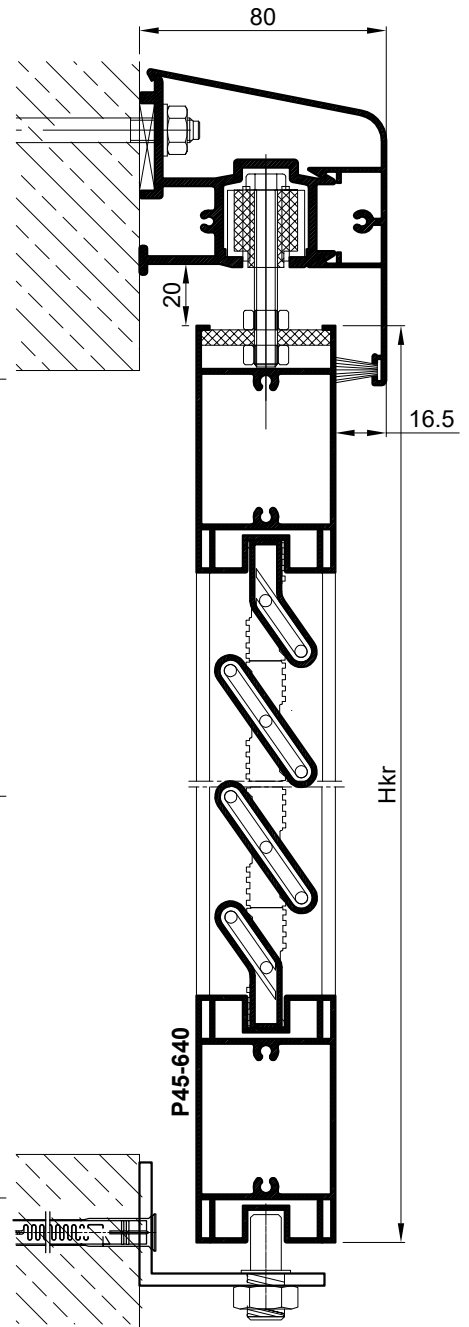
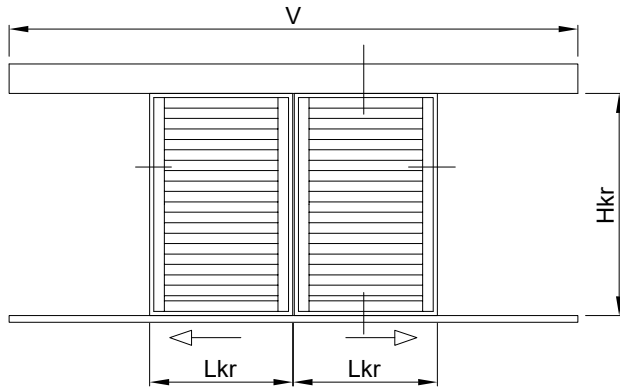
BRTVE		kom	mjera
347.003	četkasta brtva 7x13		$2Lkr+300$
521.001	držač		2Hkr
347.001	četkasta brtva		2Hkr

Broj lamela (F-0187) je  $N = (Hkr-217) / 39$

Primjer:

Za mjeru krila Hkr=1192 mm, broja lamela  $N=(1192-217) / 39 = 975 / 39 = 25$  kom





PROFILI		kom	mjera	pilanje
F-0863	vodilica	1	$V=4Lkr+300$	90-90
F-0864	maska	1	$4Lkr+300$	90-90
F-1171	donja pratilica	1	$4Lkr+300$	90-90
P45-640	vodoravnica okvira	4	$Lkr-132$	90-90
P45-640	okomica okvira	4	Hkr	90-90
F-0866	okomita maska okvira	4	Hkr	90-90
P45-649	vodoravna maska okvira	2	Lkr	90-90
P45-649	vodoravna lajsna	4	$Lkr-132$	90-90
P45-649	okomita lajsna	4	$Hkr-160$	90-90
F-0187	lamele	Nx2	$Lkr-160$	90-90
F-1705	početna i završna lamela	4	$Lkr-160$	90-90

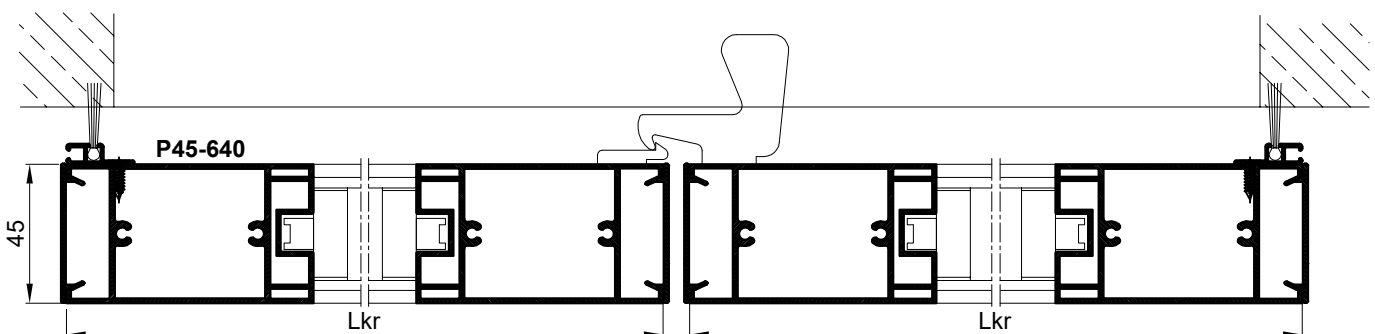
OKOVI		kom	
147.000	kotačići za klizne grilje	4	
391.021	donji usmjerivač krila	6	
391.020	nosiva ploča	4	
147.001	graničnik i prihvatnik udara	4	
374.035	bočni čep	2	
431.060	vijak M8x60	2	
373.005	umetak za prihvat lamela	Nx4	
373.005.99	početni i završni umetak	8	
433.048	vijci za kutne spojeve 4.8x45	16	
105.001	rukohvat za pogon krila	1	

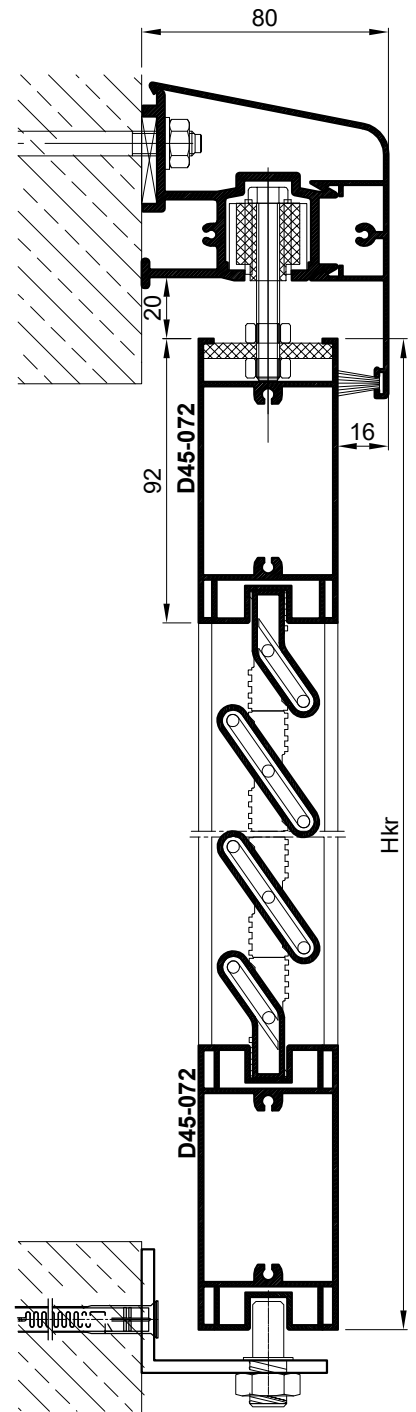
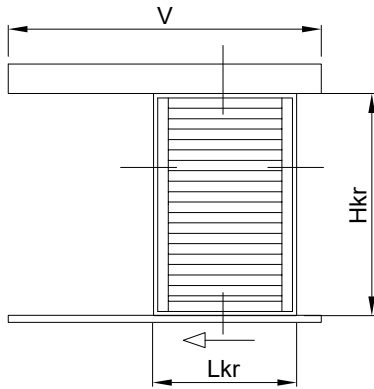
BRTVE		kom	mjera
347.003	četkasta brtva 7x13		$4Lkr+300$
521.001	držač		2Hkr
347.001	četkasta brtva		2Hkr

Broj lamela (F-0187) je  $N = (Hkr-217) / 39$

Primjer:

Za mjeru krila Hkr=1192 mm, broja lamela  $N=(1192-217) / 39 = 975 / 39 = 25$  kom





PROFILI		kom	mjera	planje
F-0863	vodilica	1	$V=2Lkr+300$	90-90
F-0864	maska	1	$2Lkr+300$	90-90
F-1171	donja pratilica	1	$2Lkr+300$	90-90
D45-072	vodoravnica okvira	2	Lkr-156	90-90
D45-072	okomica okvira	2	Hkr	90-90
F-0866	okomita maska okvira	2	Hkr	90-90
P45-649	vodoravna maska okvira	1	Lkr	90-90
P45-649	vodoravna lajsna	2	Lkr-156	90-90
P45-649	okomita lajsna	2	Hkr-184	90-90
F-0187	lamele	N	Lkr-184	90-90
F-1705	početna i završna lamela	2	Lkr-184	90-90

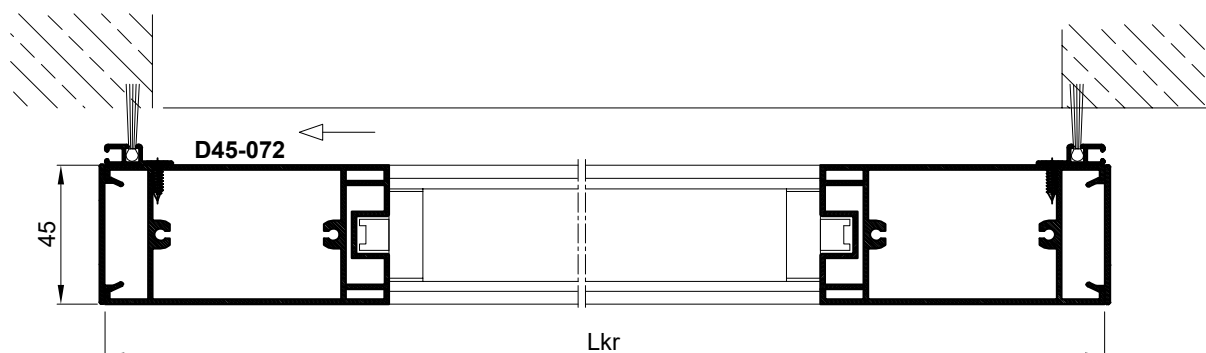
OKOVI		kom	
147.000	kotačići za klizne grilje	2	
391.021	donji usmjerivač krila	3	
391.020	nosiva ploča	2	
147.001	graničnik i prihvatnik udara	2	
374.035	bočni čep	2	
431.060	vijak M8x60	2	
373.005	umetak za prihvat lamela	Nx2	
373.005.99	poč. i završni umetak	4	
433.048	vijci za kutne spojeve 4.8x45	8	

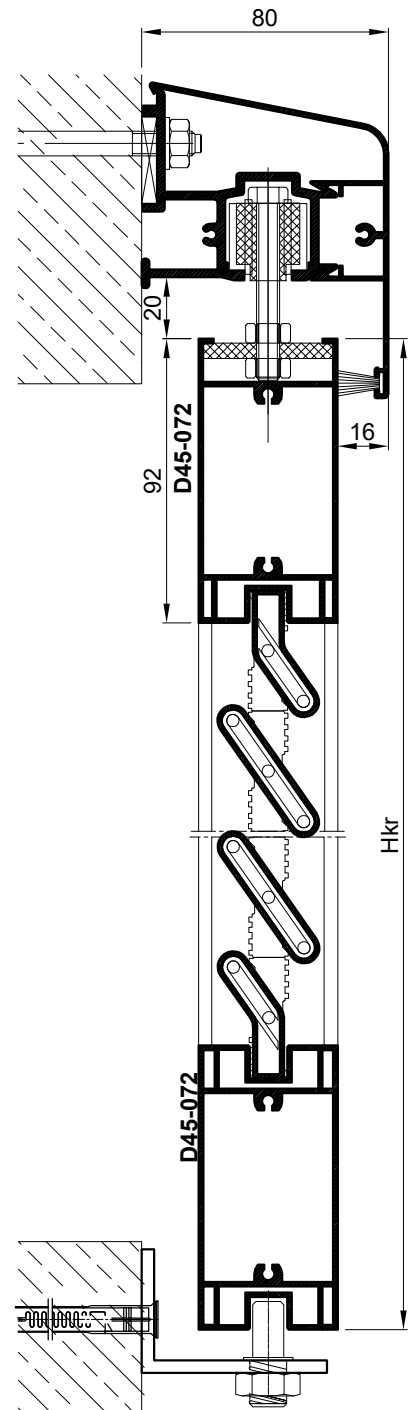
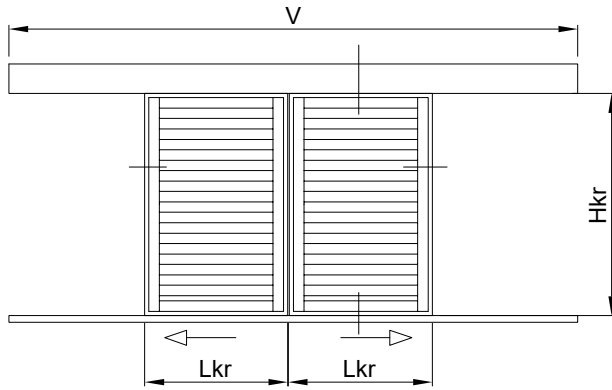
BRTVE		kom	mjera
347.003	četkasta brtva 7x13		$2Lkr+300$
521.001	držač		2Hkr
347.001	četkasta brtva		2Hkr

Broj lamela (F-0187) je  $N = (Hkr-241) / 39$

Primjer:

Za mjeru krila Hkr=1216 mm, broja lamela  $N=(1216-241) / 39 = 975 / 39 = 25$  kom





PROFILI		kom	mjera	pilanje
F-0863	vodilica	1	$V=4Lkr+300$	90-90
F-0864	maska	1	$4Lkr+300$	90-90
F-1171	donja pratilica	1	$4Lkr+300$	90-90
D45-072	vodoravnica okvira	4	$Lkr-156$	90-90
D45-072	okomica okvira	4	Hkr	90-90
F-0866	okomita maska okvira	4	Hkr	90-90
P45-649	vodoravna maska okvira	2	Lkr	90-90
P45-649	vodoravna lajsna	4	$Lkr-156$	90-90
P45-649	okomita lajsna	4	$Hkr-184$	90-90
F-0187	lamelle	$N \times 2$	$Lkr-184$	90-90
F-1705	početna i završna lamela	2	$Lkr-184$	90-90

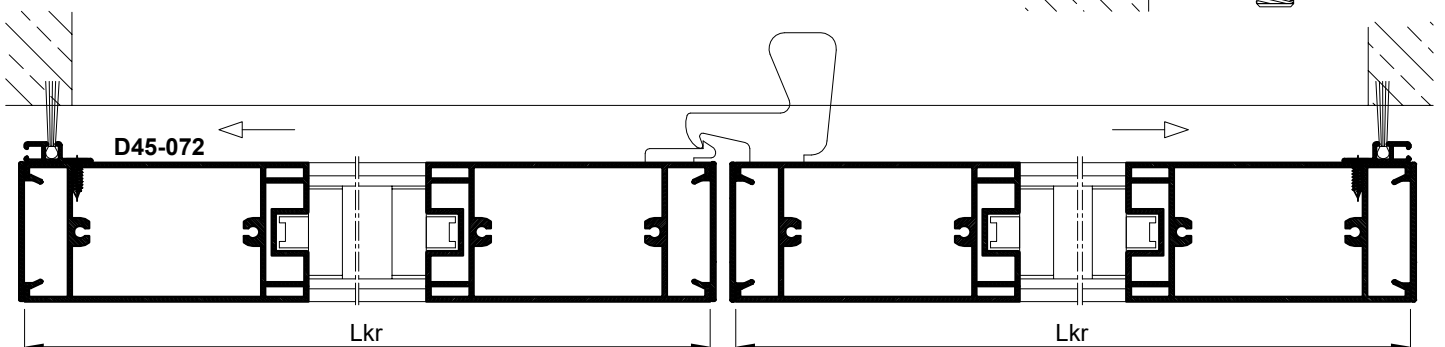
OKOVI		kom	
147.000	kotačići za klizne grilje	4	
391.021	donji usmjerivač krila	6	
391.020	nosiva ploča	4	
147.001	graničnik i prihvatnik udara	4	
374.035	bočni čep	2	
431.060	vijak M8x60	2	
373.005	umetak za prihvat lamela	$N \times 4$	
373.005.99	početni i završni umetak	8	
433.048	vijci za kutne spojeve 4.8x45	16	
105.001	rukohvat za pogon krila	1	

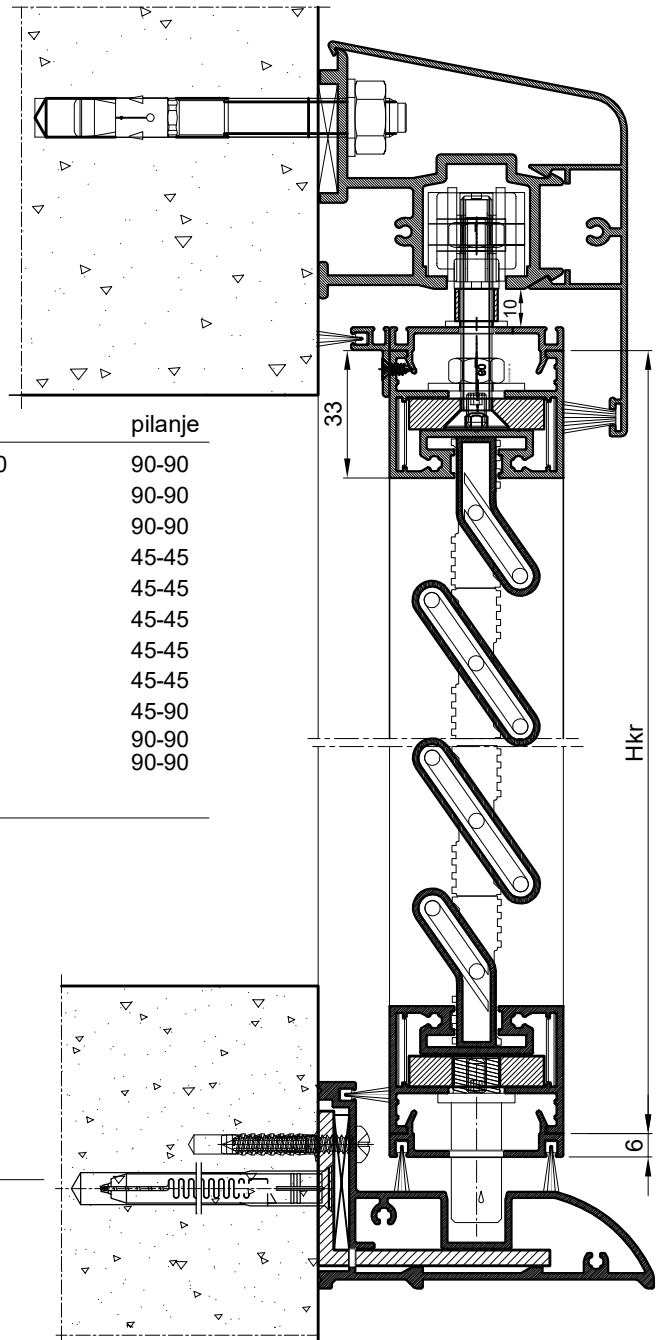
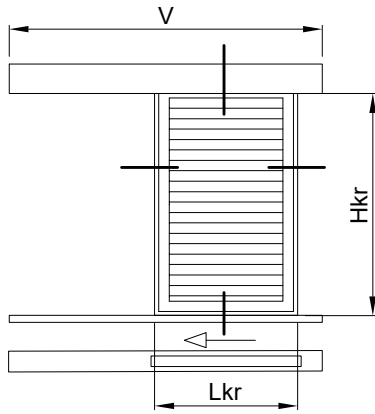
BRTVE		kom	mjera
347.003	četkasta brtva 7x13		$4Lkr+300$
521.001	držač		2Hkr
347.001	četkasta brtva		2Hkr

Broj lamela (F-0187) je  $N = (Hkr-241) / 39$

Primjer:

Za mjeru krila Hkr=1216 mm, broja lamela  $N=(1216-241) / 39 = 975 / 39 = 25$  kom



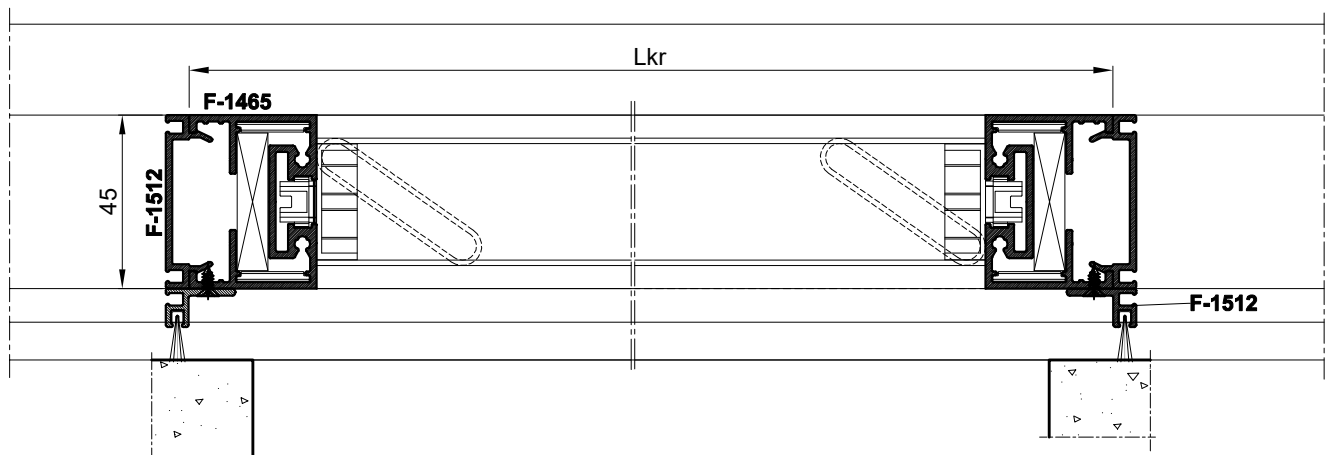


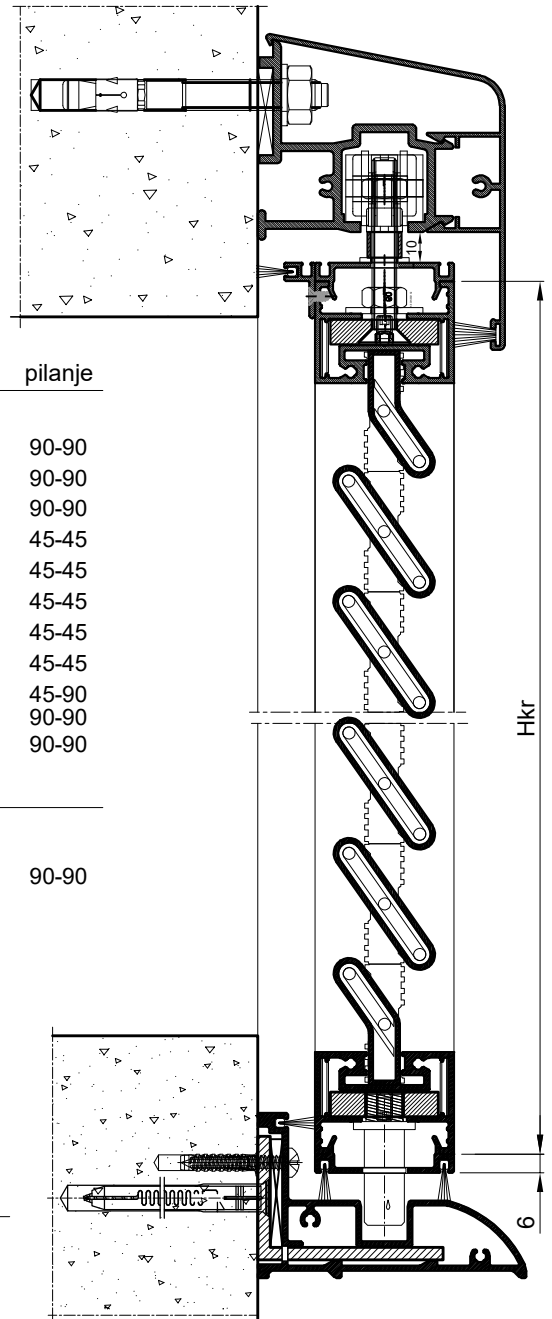
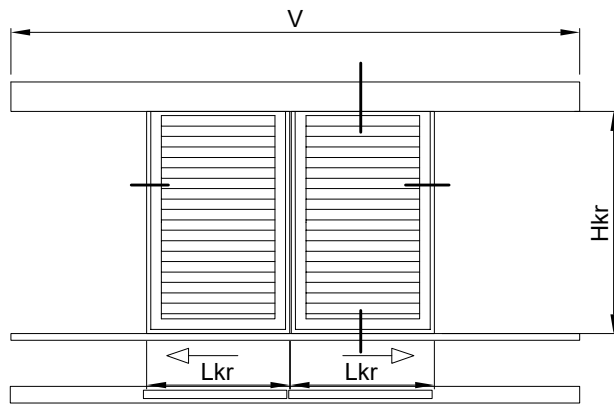
PROFILI		kom	mjera	planje
F-0863	vodilica	1	$V=2Lkr+300$	90-90
F-0864	maska	1	$2Lkr+300$	90-90
F-1515	donja pratilica	1	$2Lkr+300$	90-90
F-1465	vodoravnica okvira	2	Lkr	45-45
F-1465	okomica okvira	2	Hkr	45-45
F-1511	vodoravna maska okvira	2	$Lkr+12$	45-45
F-1511	okomita maska okvira	2	$Hkr+12$	45-45
F-1512	nosač četkice-vodoravni	1	$Lkr+12$	45-45
F-1512	nosač četkice-okomiti	2	$Hkr-8$	45-90
F-0187	lamelle	N	$Lkr-66$	90-90
F-1705	poč. i završna lamela	2	$Lkr-66$	90-90
OKOVI		kom		
141.009	set za nošenje krilagrilje	2		
141.010	set za vođenje krila grilje	2		
147.001	graničnik i prihvatnik udara	2		
373.005	pvc umetak-prihvatnik lamela	$N \times 2$		
373.005.99	početni i završni umetak	4		
391.100	bočni čep maske gornji	2		
391.098	bočni čep pratilice	2		
521.220	nosač pratilice	2		
710.501	kutna spojnica krila	4		
730.017	pomoćna kutna spojnica krila	8		
BRTVE		kom	mjera	
347.005	četkasta brtva 7x13		$2Lkr+300$	
347.008	četkasta brtva 13 mm		$4Lkr+2Hkr$	

Broj lamela (F-0187) je  $N = (Hkr-123) / 39$

Primjer:

Za mjeru krila  $Hkr=1176$  mm, broja lamela  $N=(1176-123) / 39 = 1053 / 39 = 27$  kom



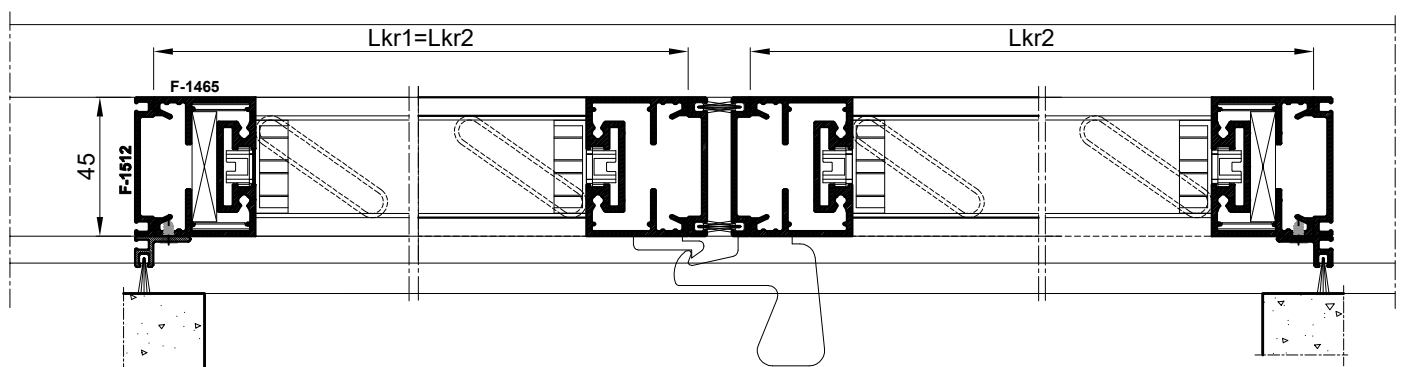


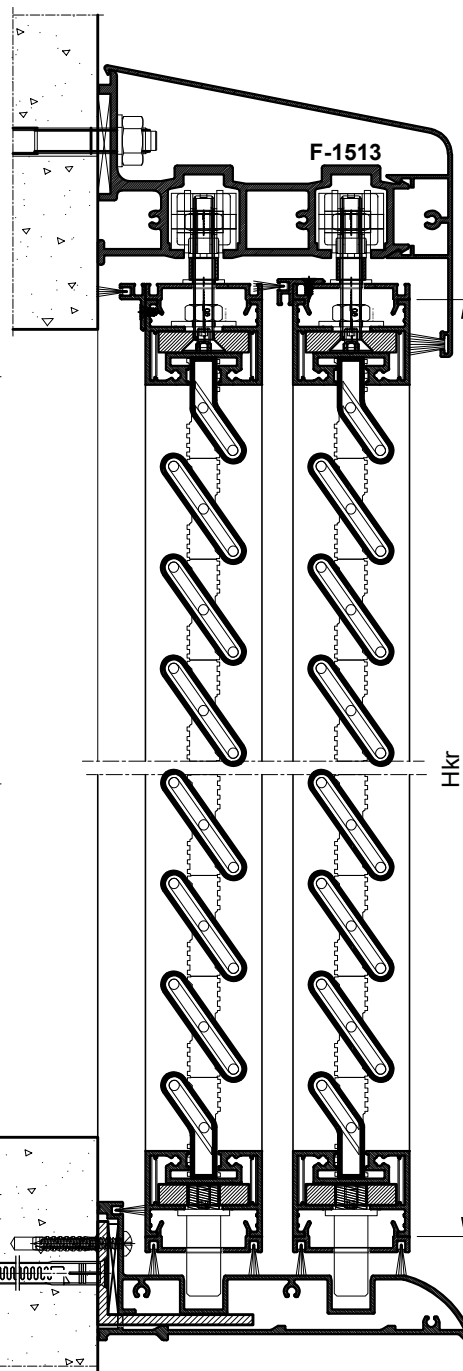
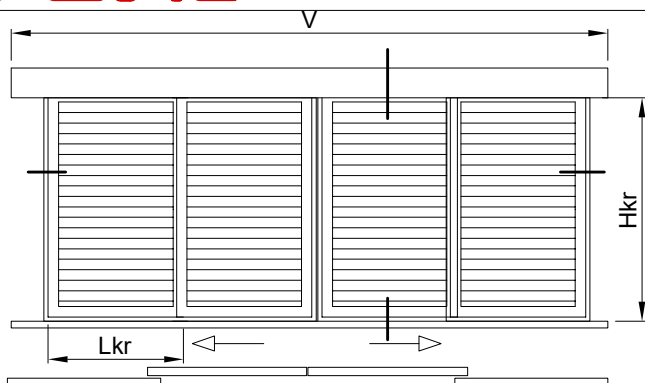
PROFILI		kom	mjera	pilanje
F-0863	vodilica	1	$V=4Lkr+300$	90-90
F-0864	maska	1	$4Lkr+300$	90-90
F-1515	donja pratilica	1	$4Lkr+300$	90-90
F-1465	vodoravnica okvira	4	Lkr	45-45
F-1465	okomica okvira	4	Hkr	45-45
F-1511	vodoravna maska okvira	4	$Lkr+12$	45-45
F-1511	okomita maska okvira	4	$Hkr+12$	45-45
F-1512	nosač četkice-vodoravni	1	$Lkr+12$	45-45
F-1512	nosač četkice- okomiti	2	$Hkr-8$	45-90
F-0187	lamelle	Nx2	L-66	90-90
F-1705	početna i završna lamela	4	L-66	90-90
<b>OKOVI</b>		kom		
141.009	set za nošenje krilagrilje	4		
141.010	set za vođenje krila grilje	4		90-90
147.001	graničnik i prihvatnik udara	4		
373.005	pvc umetak-prihvatnik lamela	Nx4		
373.005.99	početni i završni umetak	8		
391.100	bočni čep maske gornji	2		
391.098	bočni čep pratilice	2		
521.220	nosač pratilice	3		
710.501	kutna spojnica krila	8		
730.017	pomoćna kutna spojnica krila	16		
105.001	ključanje-rukohvat krila	1		
<b>BRTVE</b>		kom	mjera	
347.005	četkasta brtva 7x13		$4Lkr+300$	
347.008	četkasta brtva 13 mm		$8Lkr+6Hkr$	

Broj lamela (F-0187) je  $N = (Hkr-123) / 39$

Primjer:

Za mjeru krila  $Hkr=1176$  mm, broja lamela  $N=(1176-123) / 39 = 1053 / 39 = 27$  kom



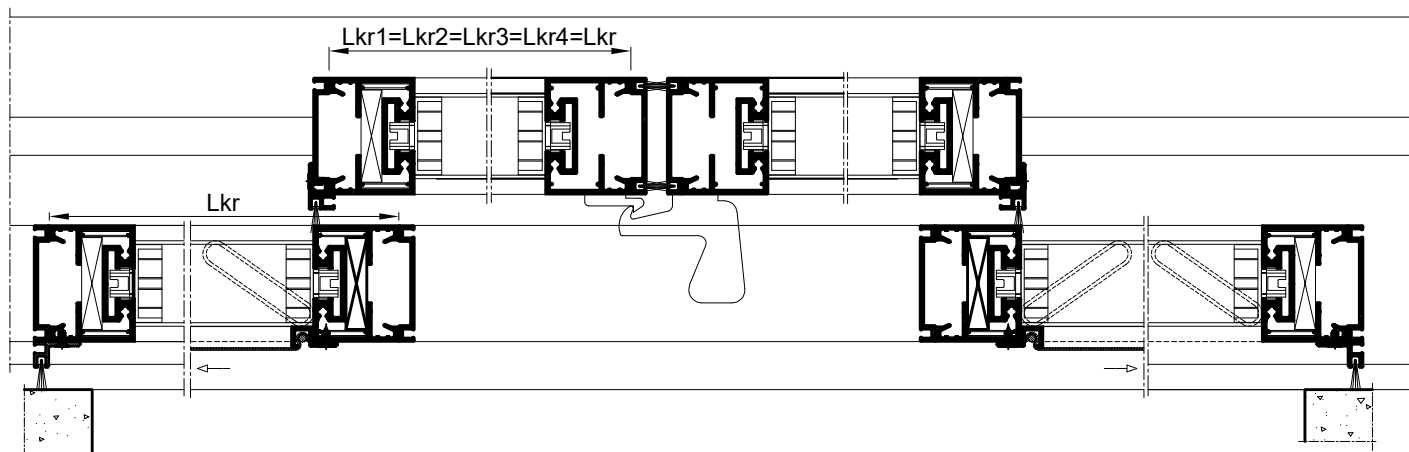


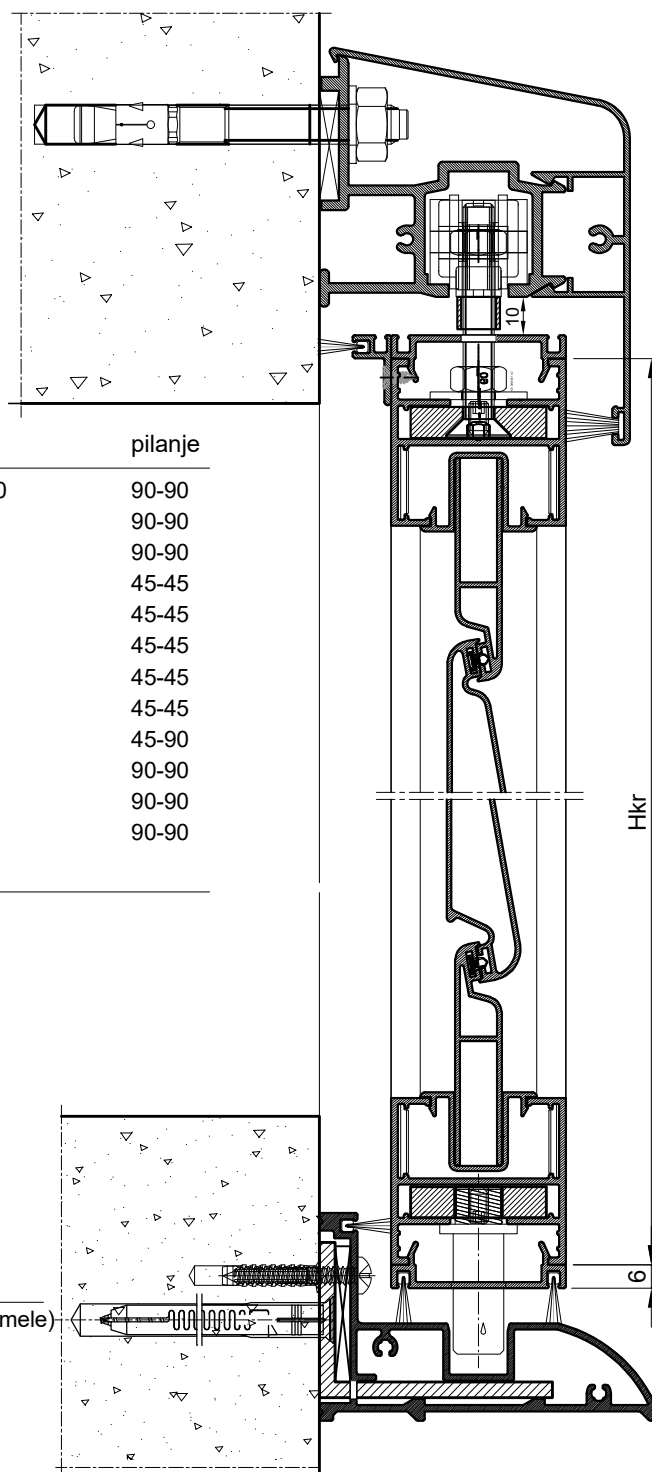
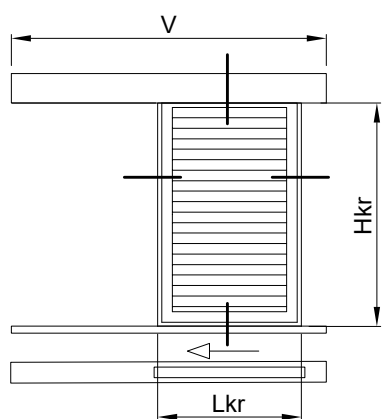
PROFILI		kom	mjera	pilanje
F-1513	vodilica	1	$V=6Lkr+300$	90-90
F-1514	maska	1	$6Lkr+300$	90-90
F-1516	donja pratilica	1	$6Lkr+300$	90-90
F-1465	vodoravnica okvira	8	Lkr	45-45
F-1465	okomica okvira	8	Hkr	45-45
F-1511	vodoravna maska okvira	8	$Lkr+12$	45-45
F-1511	okomita maska okvira	8	$Hkr+12$	45-45
F-1512	nosač četkice-vodoravni	2	$Lkr+12$	45-45
F-1512	nosač četkice-okomiti	4	$Hkr-8$	45-90
F-0187	lamele	Nx4	L-66	90-90
F-1705	početna i završna lamela	8	L-66	90-90
OKOVI		kom		
141.009	set za nošenje krila grilje	8		
141.010	set za vođenje krila grilje	8		
147.001	graničnik i prihvatnik udara	8		
373.005	pvc umetak-prihvatnik lamela	Nx8		
373.005.99	poč. i završni umetak	16		
391.101	bočni čep maske gornji	2		
391.099	bočni čep pratilice	2		
521.220	nosač pratilice	3		
710.501	kutna spojnica krila	16		
730.017	pomoćna kutna spojnica krila	32		
105.001	ključanje-rukohvat krila	1		
BRTVE		kom	mjera	
347.005	četkasta brtva 7x13		$6Lkr+300$	
347.008	četkasta brtva 13 mm		$16Lkr+8Hkr$	

Broj lamela (F-0187) je  $N = (Hkr-123) / 39$

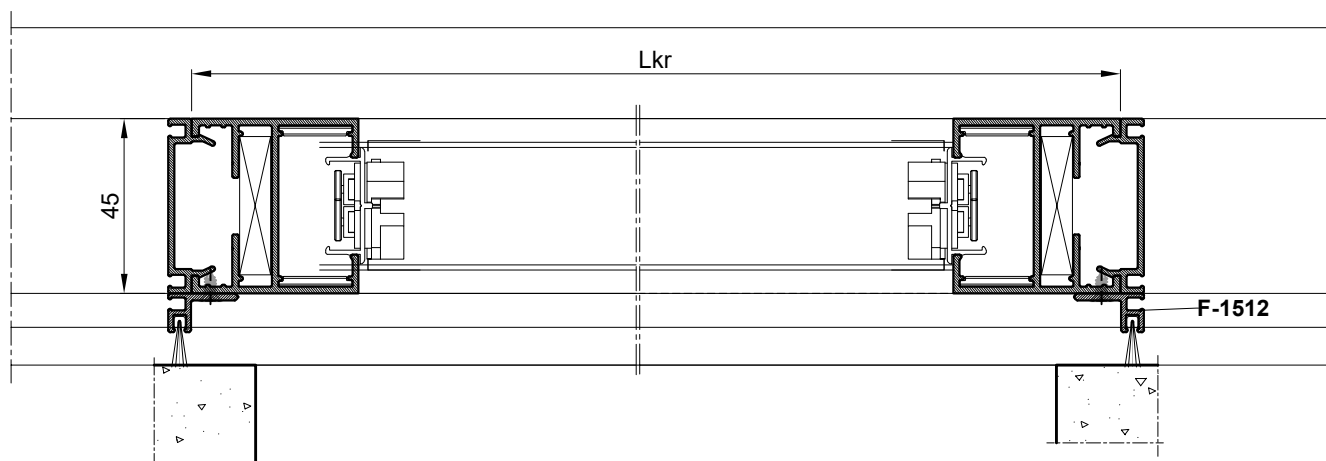
Primjer:

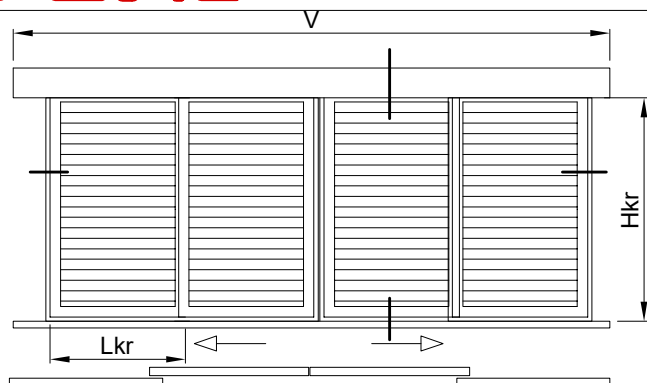
Za mjeru krila  $Hkr=1176$  mm, broja lamela  $N=(1176-123) / 39 = 1053 / 39 = 27$  kom





PROFILI		kom	mjera	pilanje
F-0863	vodilica	1	$V=2Lkr+300$	90-90
F-0864	maska	1	$2Lkr+300$	90-90
F-1515	donja pratilica	1	$2Lkr+300$	90-90
F-1510	vodoravnica okvira	2	Lkr	45-45
F-1510	okomica okvira	2	Hkr	45-45
F-1511	vodoravna maska okvira	2	$Lkr+12$	45-45
F-1511	okomita maska okvira	2	$Hkr+12$	45-45
F-1512	nosač četkice-vodoravni	1	$Lkr+12$	45-45
F-1512	nosač četkice-okomiti	2	$Hkr-8$	45-90
D45-074	pokretne lamele	N	$Lkr-98$	90-90
D45-075	početna i završna lamela	2	$Lkr-92$	90-90
Z40-740	uvodni profil	2	$Lkr-46$	90-90
<b>OKOVI</b>		kom		
141.009	set za nošenje krila grilje	2		
141.010	set za vođenje krila grilje	2		
147.001	graničnik i prihvatnik udara	2		
391.100	bočni čep maske gornji	2		
391.098	bočni čep pratilice	2		
521.220	nosač pratilice	2		
710.501	kutna spojnica krila	4		
730.017	pomoćna kutna spojnica krila	8		
140.040	pokretni mehanizam grilja	L+D		
370.064	umetak početne lamele	2		
370.065	umetak početne lamele	2		
<b>BRTVE</b>		kom	mjera	
348.010	brtve u lameli		$Lkr-98$ (L lamele)	
347.005	četkasta brtva 7x13		$2Lkr+300$	
347.008	četkasta brtva 13 mm		$4Lkr+2Hkr$	





PROFILI		kom	mjera	pilanje
F-1513	vodilica	1	$V=6Lkr+300$	90-90
F-1514	maska	1	$6Lkr+300$	90-90
F-1516	donja pratilica	1	$6Lkr+300$	90-90
F-1465	vodoravnica okvira	8	Lkr	45-45
F-1465	okomica okvira	8	Hkr	45-45
F-1511	vodoravna maska okvira	8	$Lkr+12$	45-45
F-1511	okomita maska okvira	8	$Hkr+12$	45-45
F-1512	nosač četkice-vodoravni	2	$Lkr+12$	45-45
F-1512	nosač četkice-okomiti	4	$Hkr-8$	45-90
D45-074	lamelle	N	L-66	90-90
D45-074	početna i završna lamela	8	L-66	90-90
Z40-740	uvodni profil	8	L-46	90-90

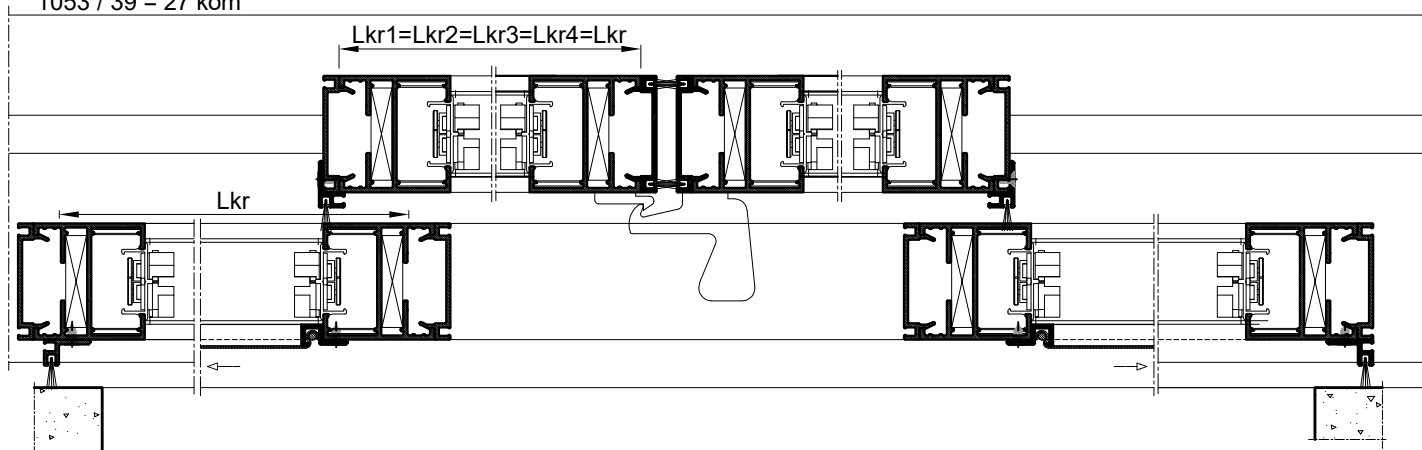
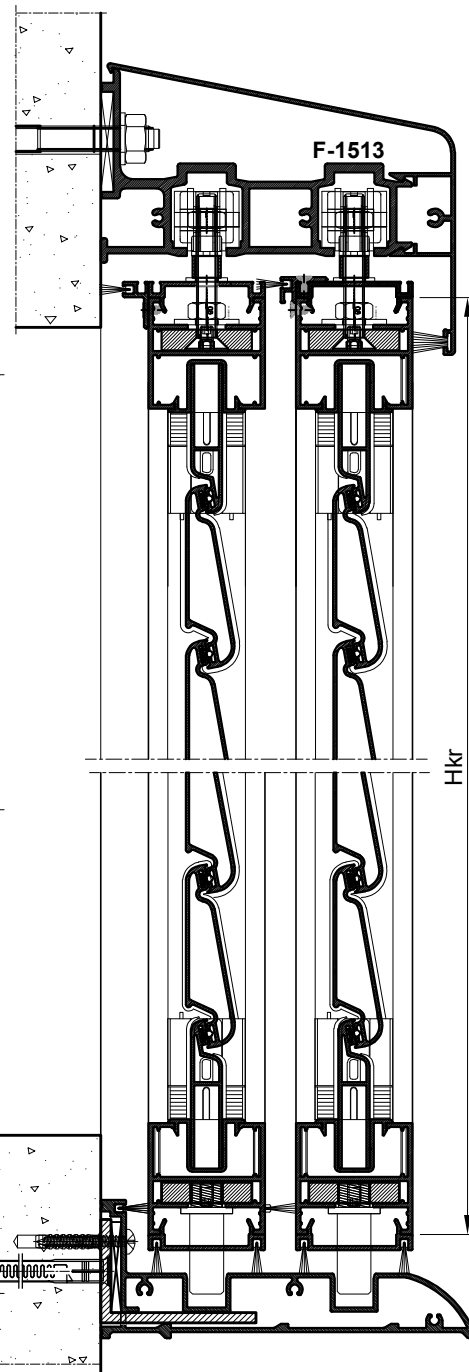
OKOVI		kom	
141.009	set za nošenje krila grilje	8	
141.010	set za vođenje krila grilje	8	
147.001	graničnik i prihvatnik udara	8	
373.005	pvc umetak-prihvatnik lamela	Nx8	
373.005.99	poč. i završni umetak	16	
391.101	bočni čep maske gornji	2	
391.099	bočni čep pratilice	2	
521.220	nosač pratilice	3	
710.501	kutna spojnica krila	16	
730.017	pomoćna kutna spojnica krila	32	
105.001	ključanje-rukohvat krila	1	
140.040	pokretni mehanizam grilja	L+D	
370.064	umetak početne lamelle	2	
370.065	umetak početne lamelle	2	

BRTVE		kom	mjera
347.005	četkasta brtva 7x13		$6Lkr+300$
347.008	četkasta brtva 13 mm		$16Lkr+8Hkr$
348.010	četkasta brtva		$Lkr-98$ (L lamelle)

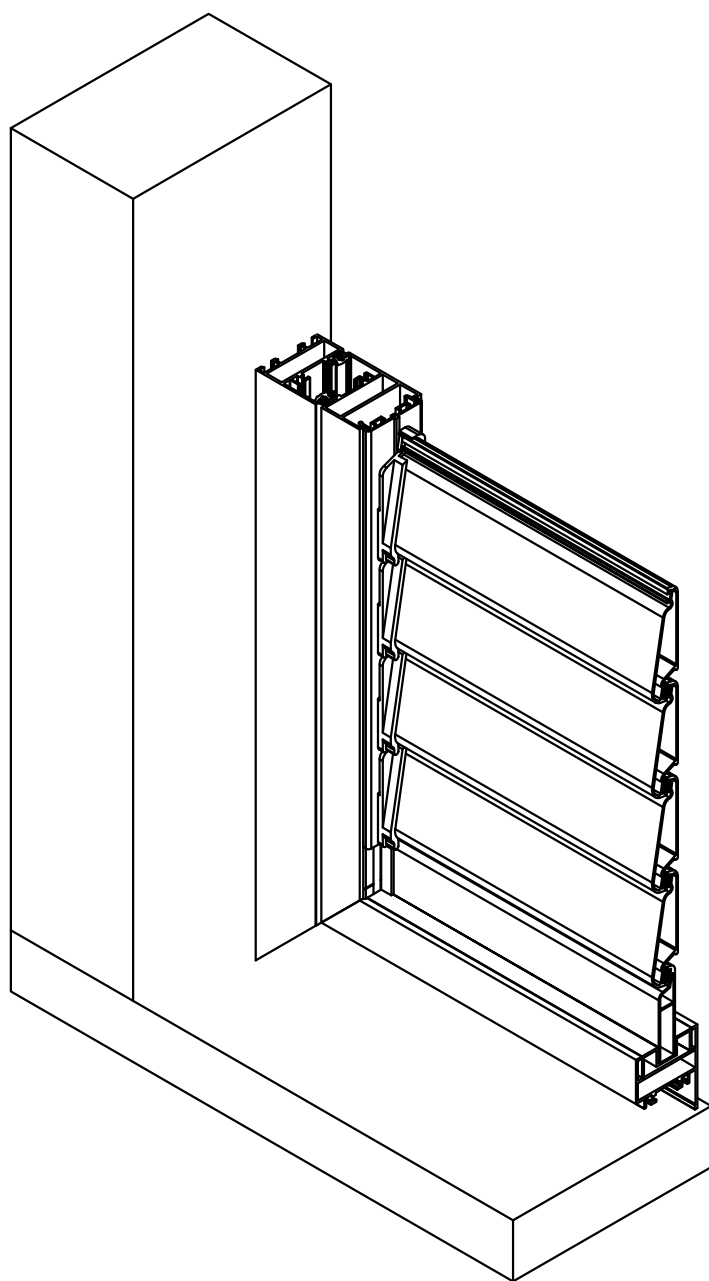
Broj lamela (F-0187) je  $N = (Hkr-123) / 39$

Primjer:

Za mjeru krila  $Hkr=1176$  mm, broja lamela  $N=(1176-123) / 39 = 1053 / 39 = 27$  kom







**GRILJA G45**



## SADRŽAJ

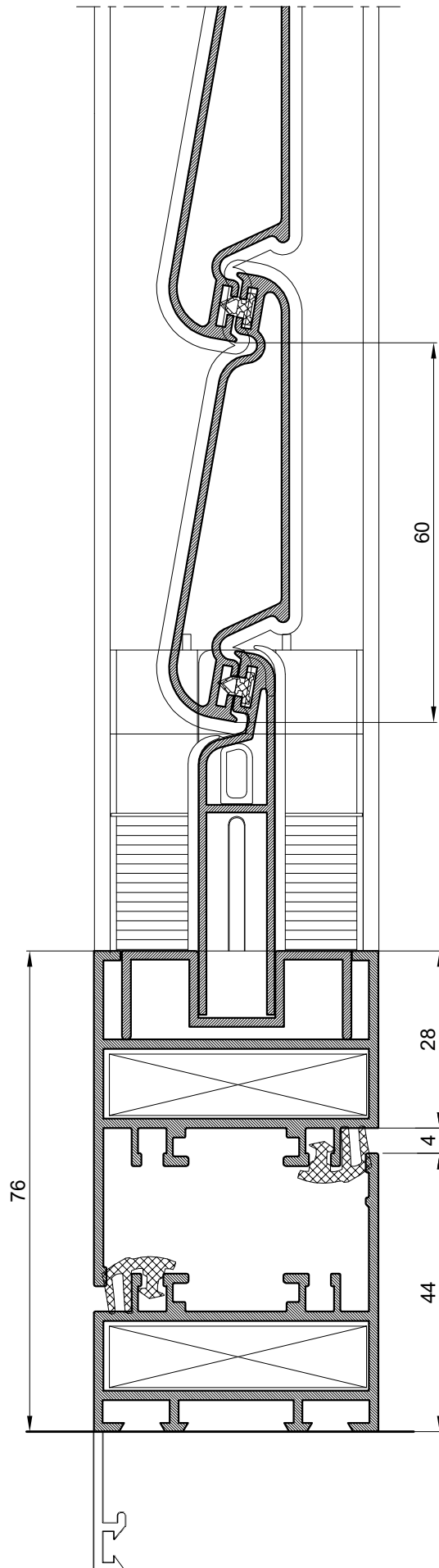
01	ZNAČAJKE SISTEMA	Grilja G45	400.01.400-403
02	ISPITIVANJA I CERTIFIKATI	Grilja G45	400.02.400-403
03	PROFILI	Grilja G45	400.03.400-409
04	VEZNI ELEMENTI	Grilja G45	400.04.400-403
05	PVC ELEMENTI	Grilja G45	400.05.400-403
06	MEHANIZMI	Grilja G45	400.06.400-405
07	BRTVILA	Grilja G45	400.07.400-403
10	PRESJECI	Grilja G45	400.10.400-421
11	OBRADA I MONTAŽA	Grilja G45	400.11.400-411
12	REZNE LISTE	Grilja G45	400.12.400-411



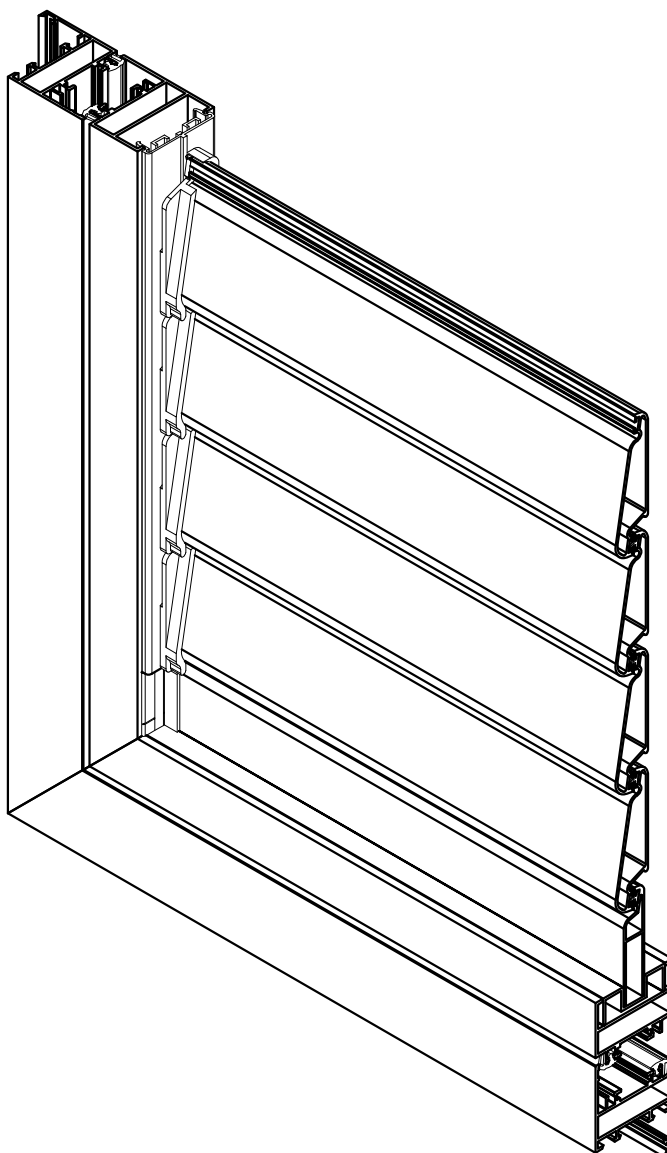
# Značajke sistema /Grilja G45/



**GRILJA G45**



- Sistem profila **Grilja G45** namjenjen je za izradu zaokretnih grilja u obliku prozora i vrata.
- Grilje su dugovječne, lagane, čvrste, postojane (materijal i površinska zaštita), te su otporne na vremenske i ostale utjecaje. Jednostavne su i praktične za rukovanje, čišćenje i održavanje.
- Odabir boje po izboru (u boji prema RAL karti, eloksaža te imitacija drveta).
- Ispuna grilje može biti pokretna (zaokretne lamele), fiksna (fiksne lamele) i škure (puna ispuna).
- Okvir rama i krila je u istoj ravnini.
- Žlijeb za okov je 29 mm.



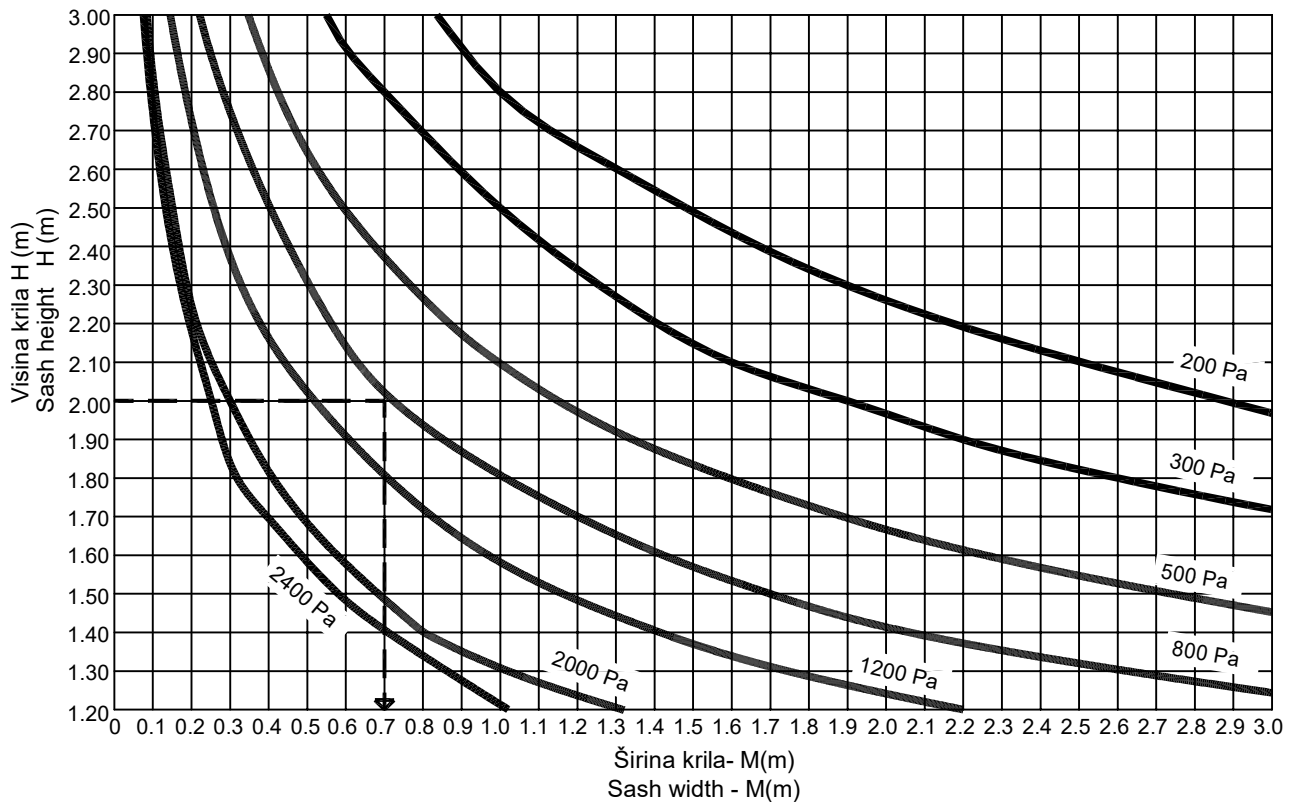
# Ispitivanja i certifikati

## /Grilja G45/

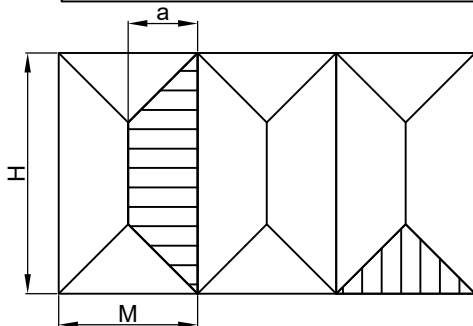


### Opterećenje vjetrom

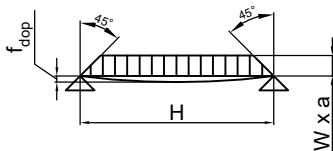
### Statistički dijagrami



Primjer: Visina krila - H = 2.0 m  
 Opt. vjetrom = 800 Pa = 130 km/h  
 Rezultat: Moguća širina krila = 0.7 m  
 Tlak od 800 Pa odgovara opterećenju vjetrom od 130km/h

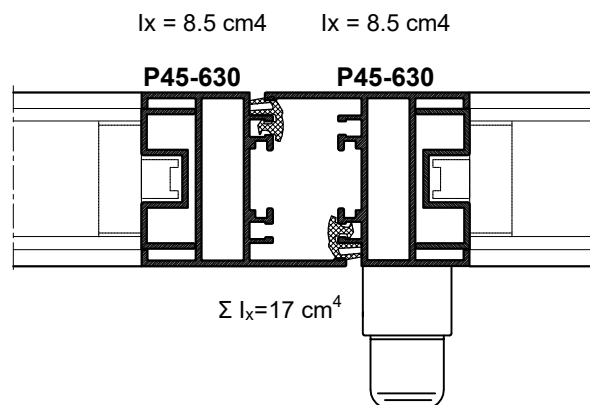


Trapezoidno opterećenje



$$I_x = \frac{W \times M \times H^4}{1920 \times E \times f_{dop}} \times (25 - 40 \frac{a^2}{H^2} + 16 \frac{a^2}{H^2})$$

- $I_x$  (cm<sup>4</sup>) = Moment inercije Moment of inertia
- $W$  (kN/m<sup>2</sup>) = Opterećenje vjetrom Wind load
- $H$  (m) = Visina krila Sash height
- $E$  (kN/mm<sup>2</sup>) = Modul elastičnosti Modulus of elasticity
- $f_{dop}$  (mm) = Dopušteni progib Deflection limit
- $a$  (m) = Širina opterećenja =L/a Load width
- $M$  (m) = Širina krila Sash width

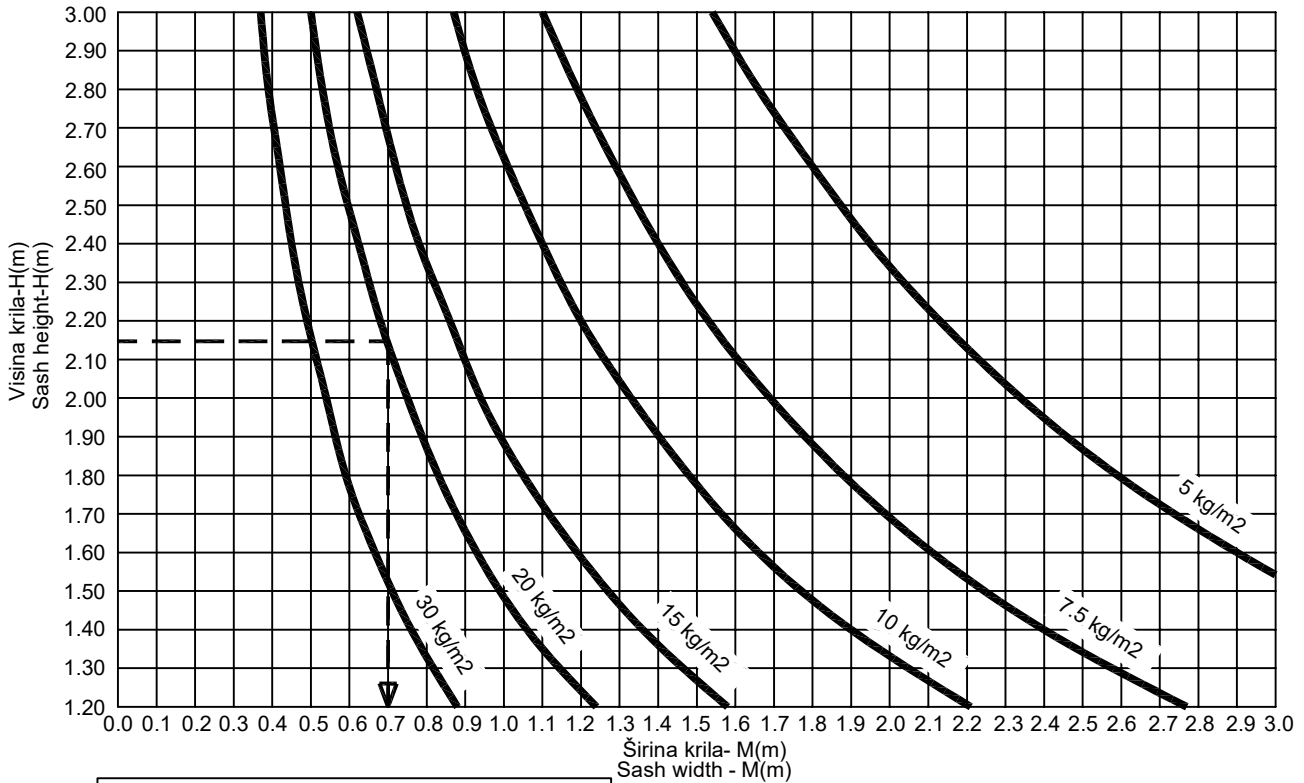


### Odabir šarki:

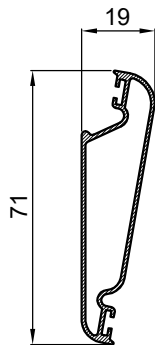
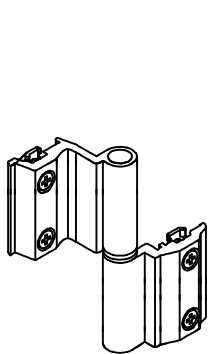
Artikli Article	H max	L Min	L Max	Max nosivost Max load capacity
Art. 110.007 (dvije šarke) Art. 110.007 ( 2 hinges)	2200 mm	-	1200 mm	80 Kg po krilu 80 Kg for sash
Art. 110.007 (tri šarke) Art. 110.007 (3 hinges)	2300 mm	-	1200 mm	90 Kg po krilu 90 Kg for sash

### Maksimalna dopuštena težina krila

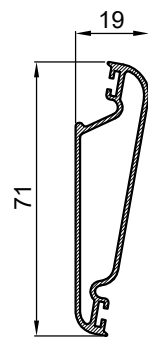
### Statistički dijagrami



Primjer: Visina krila - H = 2.15 m  
 Težina ispune = 20 kg/m<sup>2</sup>  
 Rezultat: Moguća širina krila - M = 0.7 m  
 Maksimalna težina krila = 30kg



**D45-074/L**  
kg/m<sup>2</sup> 8,01

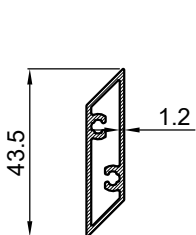


**D45-074**  
kg/m<sup>2</sup> 9,42

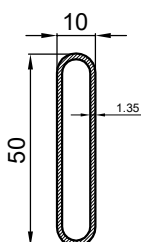
#### Odabir šarki:

Artikli Article	H max	L Min	L Max	Max nosivost Max load capacity
Art. 110.007 (dvije šarke) Art. 110.007 ( 2 hinges)	2200 mm	-	1200 mm	80 Kg po krilu 80 Kg for sash
Art. 110.007 (tri šarke) Art. 110.007 (3 hinges)	2300 mm	-	1200 mm	90 Kg po krilu 90 Kg for sash

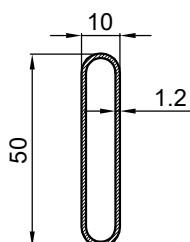
Max nosivost šarke 40 kg  
 Max load capacity of the hinge 40 kg



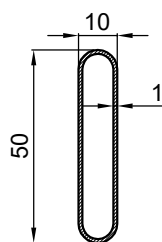
**F-1608**  
kg/m<sup>2</sup> 9,855



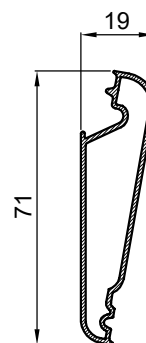
**F-0187**  
kg/m<sup>2</sup> 9,92



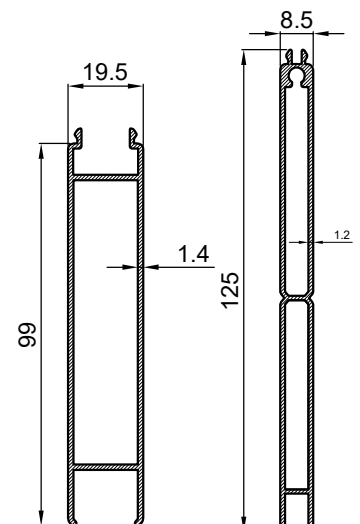
**F-0187/A**  
kg/m<sup>2</sup> 8,73



**F-0187/L**  
kg/m<sup>2</sup> 7,67



**D45-081**  
kg/m<sup>2</sup> 8,76

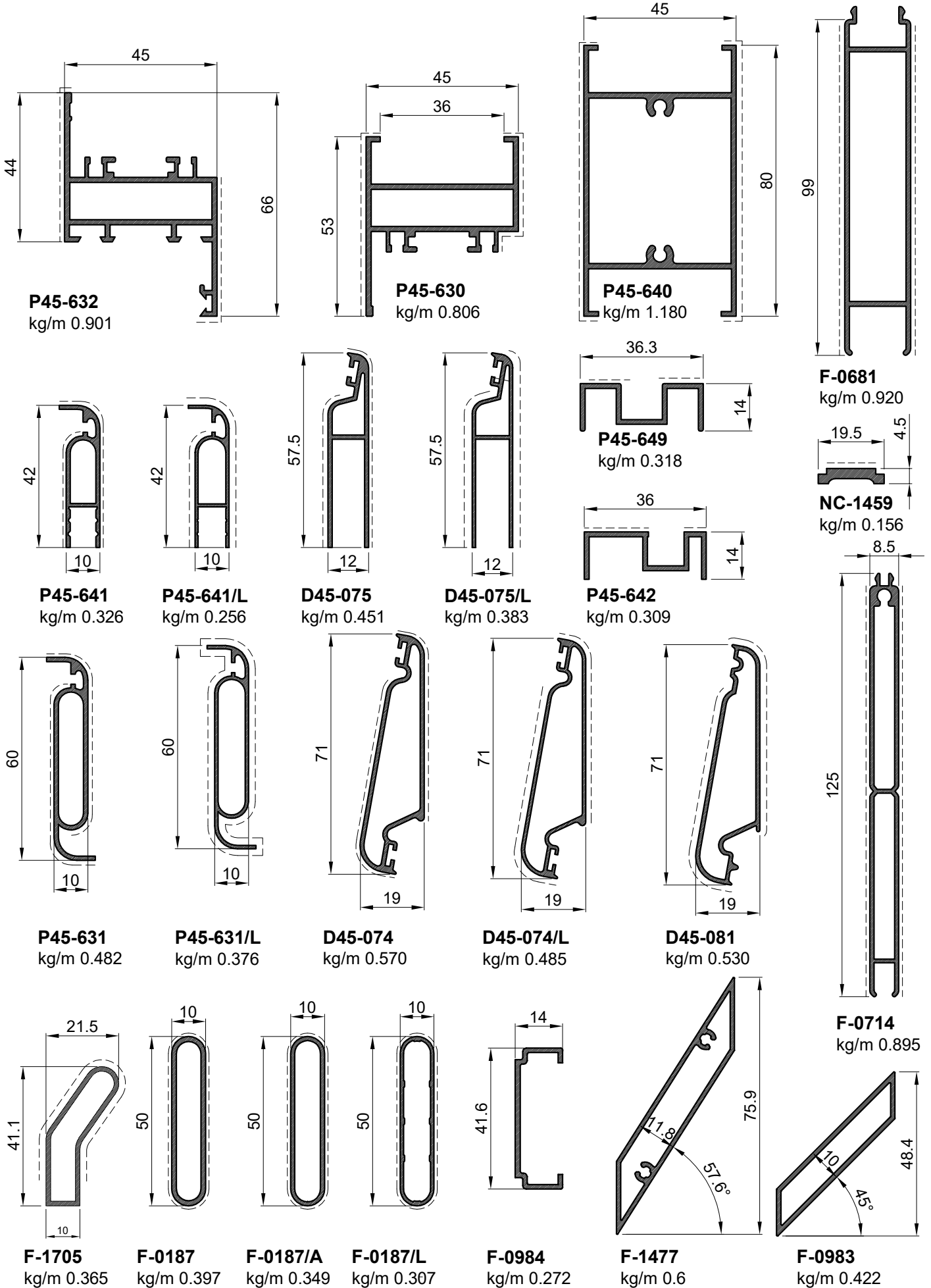


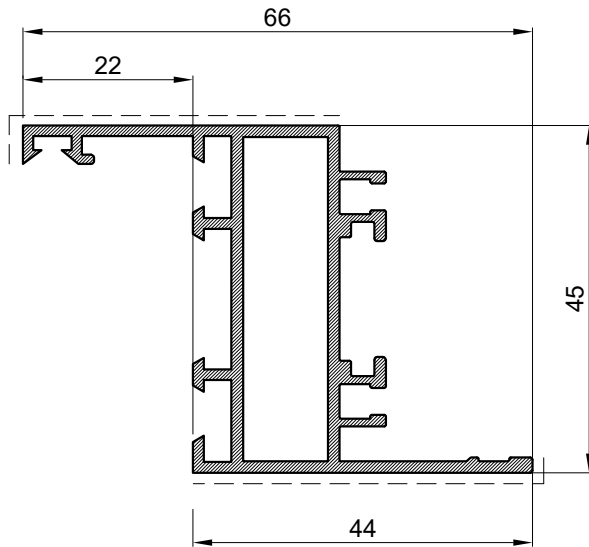
**F-0681**  
kg/m<sup>2</sup> 9,20

**F-0714**  
kg/m<sup>2</sup> 7,16

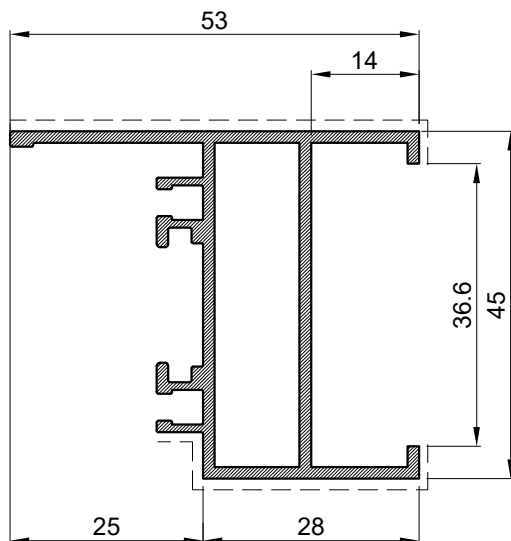
**Profili**  
**/Grilja G45/**



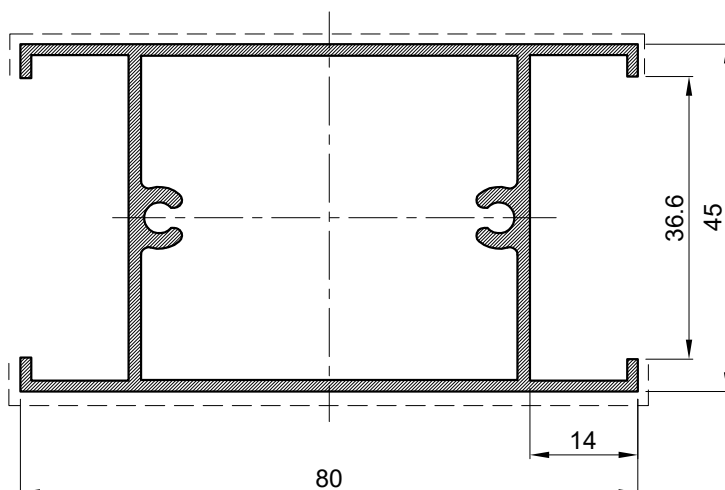




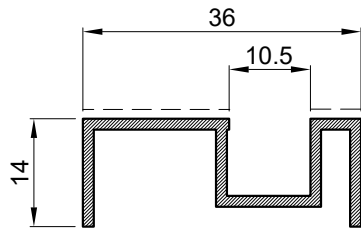
Ram grilje G45		
Art.-Br.	<b>P45-632</b>	
Težina	kg/m	<b>0.901</b>
Opseg	mm	354
Momenti inercije	I <sub>x</sub> (cm <sup>4</sup> )	9.39
	W <sub>x</sub> (cm <sup>4</sup> )	4.16
Dužina isporuke	mm	6500



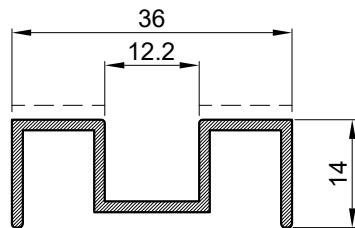
Kriilo grilje G45		
Art.-Br.	<b>P45-630</b>	
Težina	kg/m	<b>0.806</b>
Opseg	mm	295
Momenti inercije	I <sub>x</sub> (cm <sup>4</sup> )	8.36
	W <sub>x</sub> (cm <sup>4</sup> )	3.3
Dužina isporuke	mm	6500



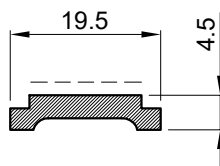
Prečka grilje G45		
Art.-Br.	<b>P45-640</b>	
Težina	kg/m	<b>1.180</b>
Opseg	mm	330
Momenti inercije	I <sub>x</sub> (cm <sup>4</sup> )	13.75
	W <sub>x</sub> (cm <sup>4</sup> )	6.11
Dužina isporuke	mm	6500



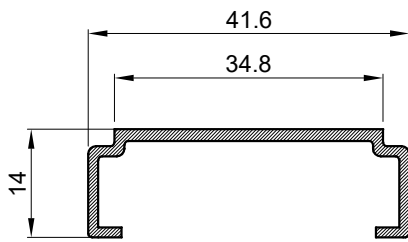
Prihvatanik početnog profila ispune grilje G45		
Art.-Br.	<b>P45-642</b>	
Težina	kg/m	<b>0.309</b>
Opseg	mm	166
Dužina isporuke	mm	6500



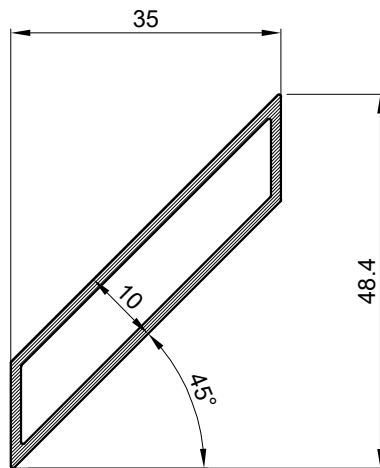
Prihvatanik početnog profila ispune grilje G45		
Art.-Br.	<b>P45-649</b>	
Težina	kg/m	<b>0.318</b>
Opseg	mm	167
Dužina isporuke	mm	6500



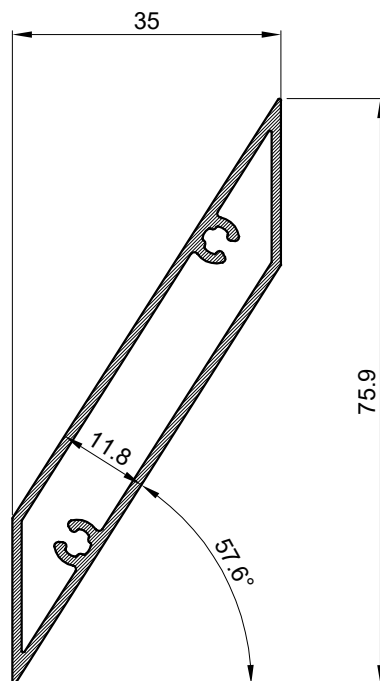
Klizač		
Art.-Br.	<b>NC-1459</b>	
Težina	kg/m	<b>0.156</b>
Opseg	mm	51
Dužina isporuke	mm	6500



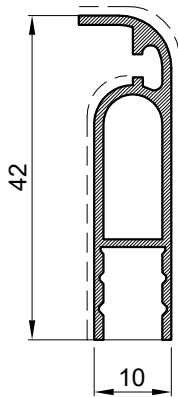
Početni profil fiksne grilje		
Art.-Br.	<b>F-0984</b>	
Težina	kg/m	<b>0.272</b>
Opseg	mm	145
Dužina isporuke	mm	6500



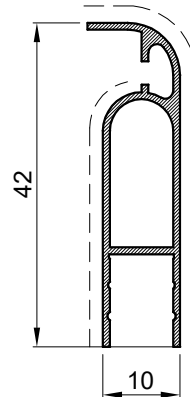
Profil ispune fiksne grilje		
Art.-Br.	<b>F-0983</b>	
Težina	kg/m	<b>0.422</b>
Opseg	mm	126
Dužina isporuke	mm	6500



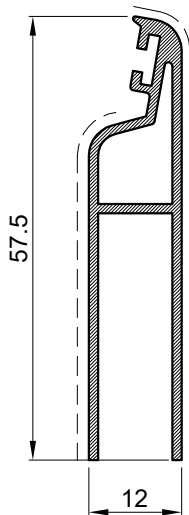
Profil ispune fiksne grilje		
Art.-Br.	<b>F-1477</b>	
Težina	kg/m	<b>0.6</b>
Opseg	mm	172
Dužina isporuke	mm	6500



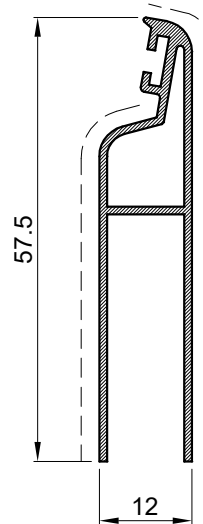
Početni profil ispunje		
Art.-Br.	<b>P45-641</b>	
Težina	kg/m	<b>0.326</b>
Opseg	mm	151
Dužina isporuke	mm	6500



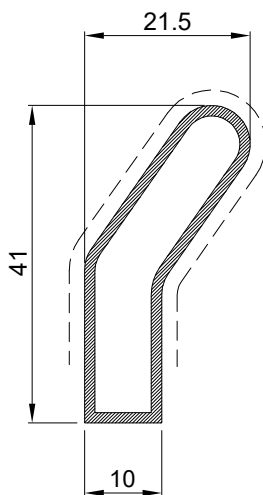
Početni profil ispunje		
Art.-Br.	<b>P45-641/L</b>	
Težina	kg/m	<b>0.256</b>
Opseg	mm	151
Dužina isporuke	mm	6500



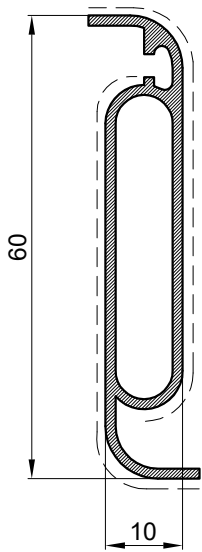
Početni profil ispunje		
Art.-Br.	<b>D45-075</b>	
Težina	kg/m	<b>0.451</b>
Opseg	mm	215
Dužina isporuke	mm	6500



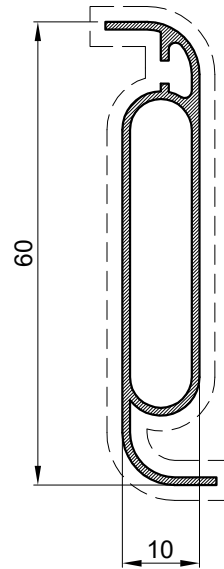
Početni profil ispunje		
Art.-Br.	<b>D45-075/L</b>	
Težina	kg/m	<b>0.383</b>
Opseg	mm	214
Dužina isporuke	mm	6500



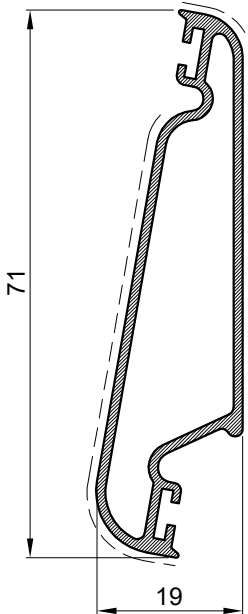
Profil ispunje		
Art.-Br.	<b>F-1705</b>	
Težina	kg/m	<b>0.365</b>
Opseg	mm	105
Dužina isporuke	mm	6500



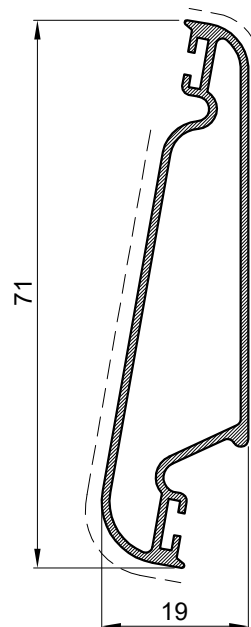
Profil ispune		
Art.-Br.	<b>P45-631</b>	
Težina	kg/m	<b>0.482</b>
Opseg	mm	176
Dužina isporuke	mm	6500



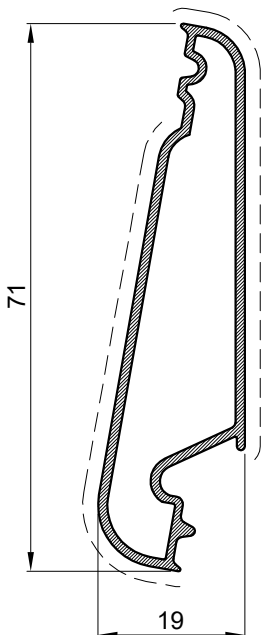
Profil ispune		
Art.-Br.	<b>P45-631/L</b>	
Težina	kg/m	<b>0.376</b>
Opseg	mm	181
Dužina isporuke	mm	6500



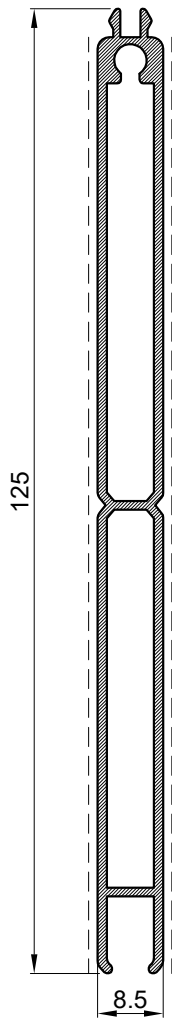
Profil ispune		
Art.-Br.	<b>D45-074</b>	
Težina	kg/m	<b>0.570</b>
Opseg	mm	195
Dužina isporuke	mm	6500



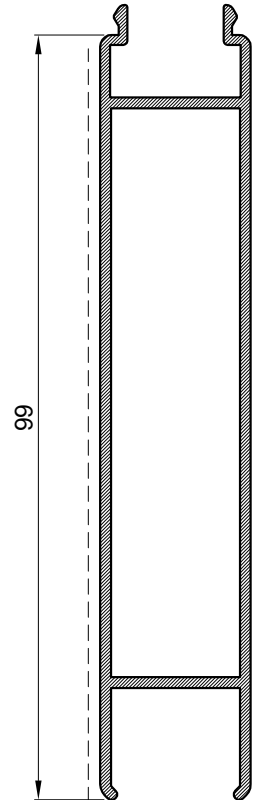
Profil ispune		
Art.-Br.	<b>D45-074/L</b>	
Težina	kg/m	<b>0.485</b>
Opseg	mm	195
Dužina isporuke	mm	6500



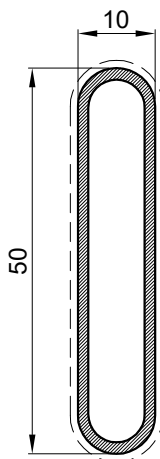
Profil ispune		
Art.-Br.	<b>D45-081</b>	
Težina	kg/m	<b>0.530</b>
Opseg	mm	174
Dužina isporuke	mm	6500



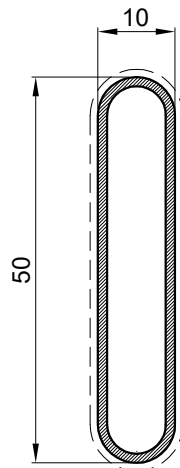
Profil ispane		
Art.-Br.	<b>F-0714</b>	
Težina	kg/m	<b>0.895</b>
Opseg	mm	294
Dužina isporuke	mm	6500



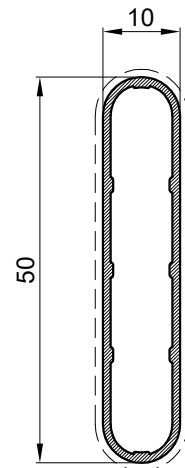
Profil ispane		
Art.-Br.	<b>F-0681</b>	
Težina	kg/m	<b>0.920</b>
Opseg	mm	304
Dužina isporuke	mm	6500



Profil ispane		
Art.-Br.	<b>F-0187</b>	
Težina	kg/m	<b>0.397</b>
Opseg	mm	111
Dužina isporuke	mm	6500



Profil ispane		
Art.-Br.	<b>F-0187/A</b>	
Težina	kg/m	<b>0.349</b>
Opseg	mm	111
Dužina isporuke	mm	6500

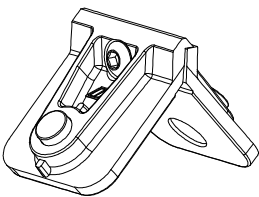
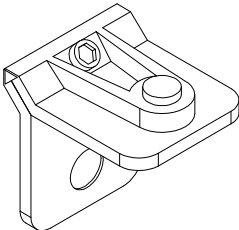


Profil ispane		
Art.-Br.	<b>F-0187/L</b>	
Težina	kg/m	<b>0.307</b>
Opseg	mm	111
Dužina isporuke	mm	6500



# Vezni elementi /Grilja G45/

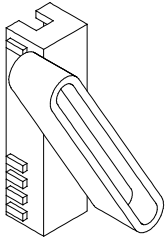
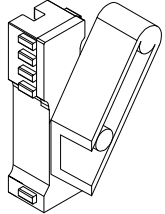
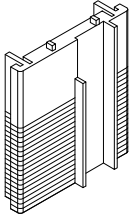
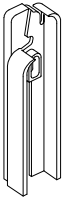
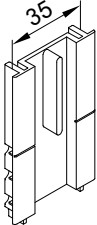


CODE	Izgled-presjek	Opis	Materijal	Nap.
730.013		<ul style="list-style-type: none"><li>- Kutna spojnica grilje-za komoru 42x11</li><li>- Stara oznaka: 4001, 0432</li></ul>	Al.	
731.013		<ul style="list-style-type: none"><li>- Kutna spojnica za komoru 42 x11</li><li>-Proizvođač: Monticelli</li><li>- Izvorna oznaka 0432/250</li></ul>	Al.	



PVC elementi  
/Grilja G45/

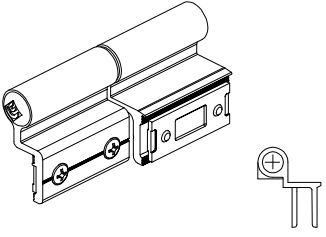
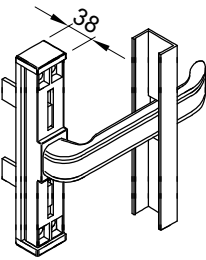
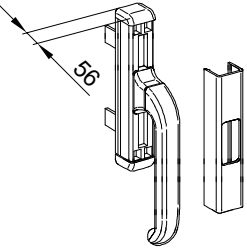
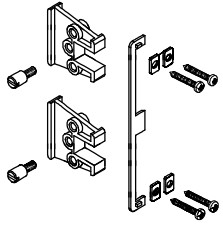
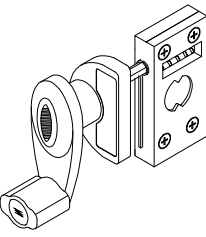


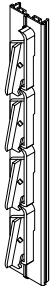
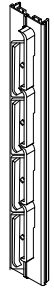


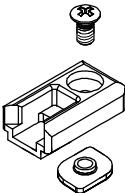
CODE	Izgled-presjek	Opis	Materijal	Nap.
373.005		<ul style="list-style-type: none"> <li>-Umetak za fiksnu grilju</li> <li>-umeće se u profil P45-649</li> <li>-prihvaća profil lamele F-0187</li> <li>- Stara oznaka: 2101-PR</li> </ul>		L+D
373.005.99		<ul style="list-style-type: none"> <li>-Početni i završni umetak za fiksnu grilju</li> <li>-umeće se u profil P45-649</li> <li>-prihvaća profil lamele F-1705</li> </ul>		L+D
370.066		<ul style="list-style-type: none"> <li>-Umetak za početnu i završnu lamelu kod grilje sa pokretnim lamelama.</li> <li>Za profil: P45-641;P45-641/L</li> </ul>	PVC	PAR
370.073		<ul style="list-style-type: none"> <li>-Umetak za početnu i završnu lamelu kod grilje sa pokretnim lamelama.</li> <li>-Za profile: D45-075;D45-075/L</li> <li>- B.B.C. Italija</li> </ul>	PVC	
370.074		<ul style="list-style-type: none"> <li>-Umetak za mehanizma (utor 35mm), za početnu i završnu lamelu kod grilje sa pokretnim lamelama.</li> <li>- B.B.C. Italija</li> </ul>	PVC	



# Mehanizmi /Grilja G45/



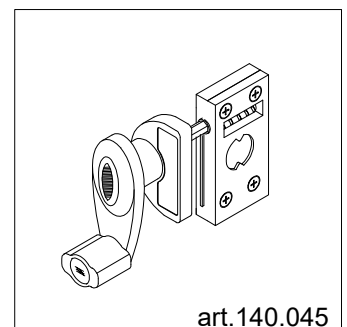
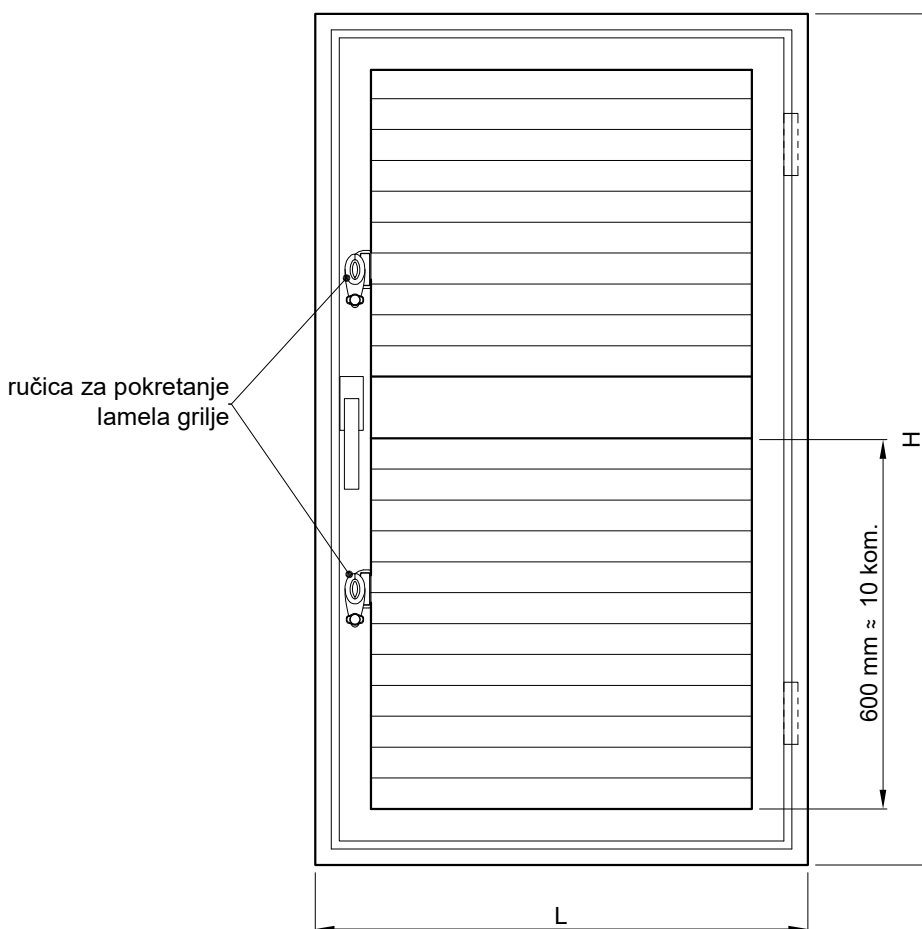
CODE	Izgled-presjek	Opis	Materijal	Nap.
<b>110.007.01</b> <b>02</b> <b>03</b>		- Šarka grilje - Stara oznaka: A8521R		
<b>100.000.01</b> <b>02</b> <b>03</b>		- Ručka grilje-uska - Stara oznaka: 1056		
<b>105.004.01</b> <b>02</b> <b>03</b>		- Ručka grilje-široka - Stara oznaka: 1004		
<b>143.013</b>		- Vezni elementi ručke - Stara oznaka: 2377		
<b>140.045.01</b> <b>03</b>		- Ručica za pokretanje lamela grilje sa vijcima i mehanizmom - Stara oznaka: BBC - Boje 01- bijela; 03- crna  Za mehanizam 35 mm		

CODE	Izgled-presjek	Opis	Materijal	Nap.
140.018.01 03		<ul style="list-style-type: none"> <li>- stara oznaka SP-X za lamele D45-074</li> <li>Element za pokretnu grilju-lijevi i desni</li> <li>-<i>umeće se u profil krila grilje</i></li> <li>-<i>prihvaća lamele D45-074</i></li> <li>-Boje 01- bijela; 03- crna</li> </ul> <p>Mehanizam za utor 35 mm</p>		
140.019.01 03		<ul style="list-style-type: none"> <li>- stara oznaka SP-X za lamele P45-631</li> <li>Element za pokretnu grilju-lijevi i desni</li> <li>-<i>umeće se u profil krila grilje</i></li> <li>-<i>prihvaća lamele P45-631</i></li> <li>-Boje 01- bijela; 03- crna</li> </ul> <p>Mehanizam za utor 35 mm</p>		
143.001		<ul style="list-style-type: none"> <li>- Zapinjač</li> <li>- Stara oznaka: GS 2114</li> </ul>		
143.002		<ul style="list-style-type: none"> <li>-Zapinjač-krakun za pasivno krilo</li> <li>- Stara oznaka: GS 2111</li> </ul>		
143.003		<ul style="list-style-type: none"> <li>- Jednostrani prihvat zapinjača</li> <li>- Stara oznaka GS 1314</li> </ul>		

## UPORABA MEHANIZMA RUČICE ZA POKRETANJE LAMELA GRILJE

Ograničenja kod uporabe mehanizma ručice:




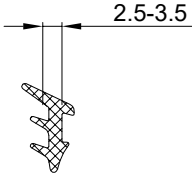
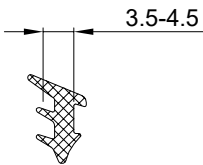

- Jedna ručica pokreće 10 lamela grilje - (približno 600 mm),
- Broj ručica=broj lamela/10
- Za pokretne mehanizme grilja 35 mm i 25 mm
- Za sve tipove grilja sa pokretnim mehanizmom





**Brtvila**  
**/Grilja G 45/**




CODE	Izgled-presjek	Opis	Materijal	Nap.
334.001		- Srednja brtva - Stara oznaka: A2002	EPDM	65
344.014		- Brtva na spoju lamela - Stara oznaka: C781-M	EPDM	
344.010		-Brtva na spoju lamela -Stara oznaka: 01104-M	EPDM	
311.001		- Brtva prema staklu /unutarnja/ - Stara oznaka 210.001.125 (921)	EPDM	71
311.002		-Brtva prema staklu /unutarnja/ - Stara oznaka 210.001.123 (918)	EPDM	71
314.001		- Brtva u ramu-smanjuje ulazak kapljevina u prozor - Stara oznaka Z-10 - Oznaka proizvođača AM2000: 1622	EPDM	



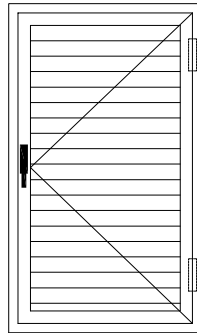
Presjeci  
/Grilja G45/



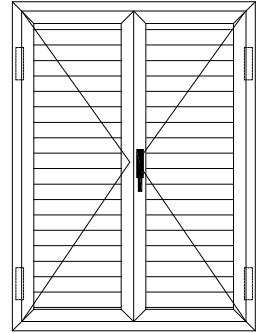
### TIPOLOGIJA




Fiksna grilja



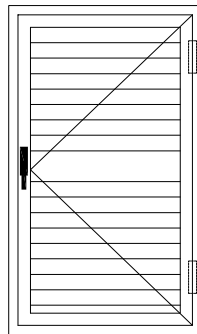
Jednokrilna prozorska grilja



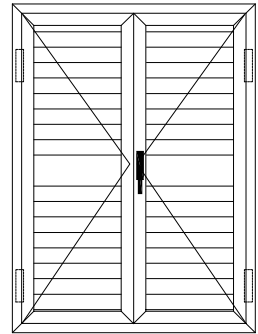
Dvokrilna prozorska grilja



Fiksna grilja s prečkom

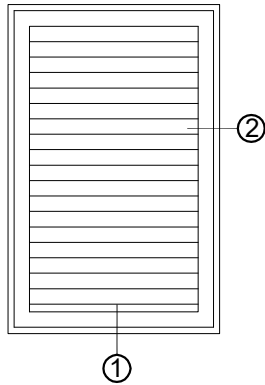


Jednokrilna prozorska grilja s prečkom

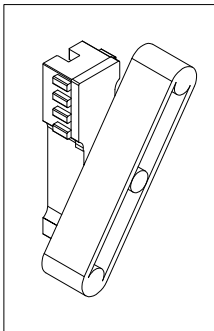


Dvokrilna prozorska grilja s prečkom

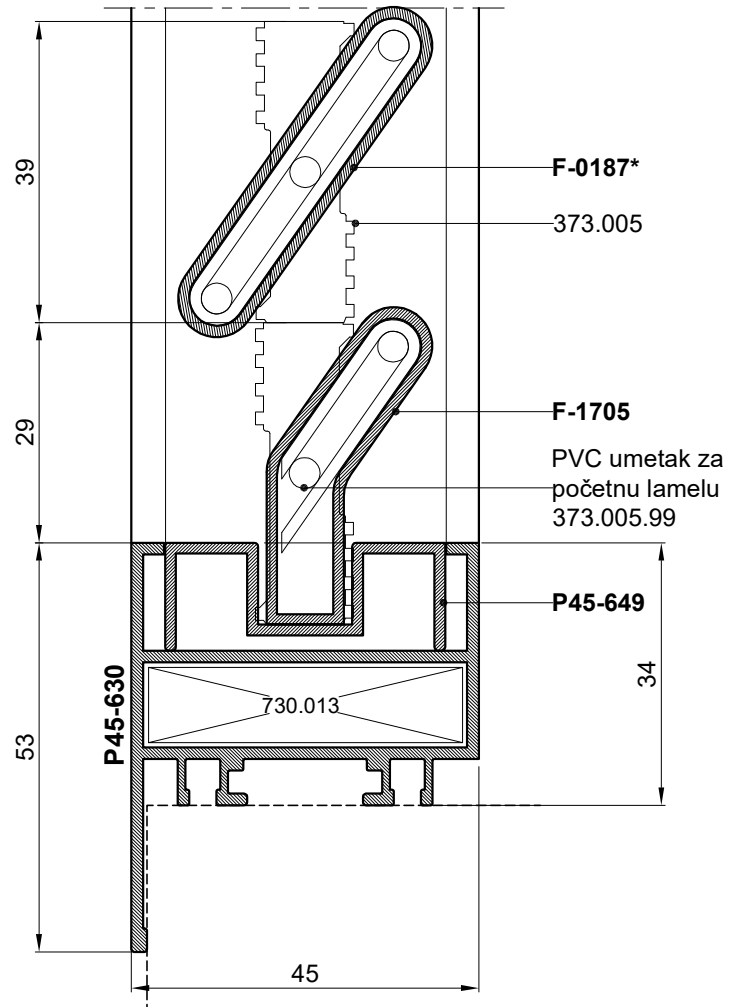
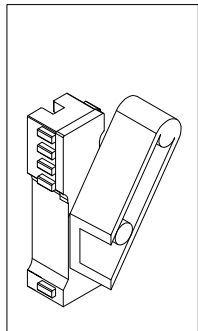
Fiksna grilja s  
fiksnom ispunom F-0187  
Presjek 1



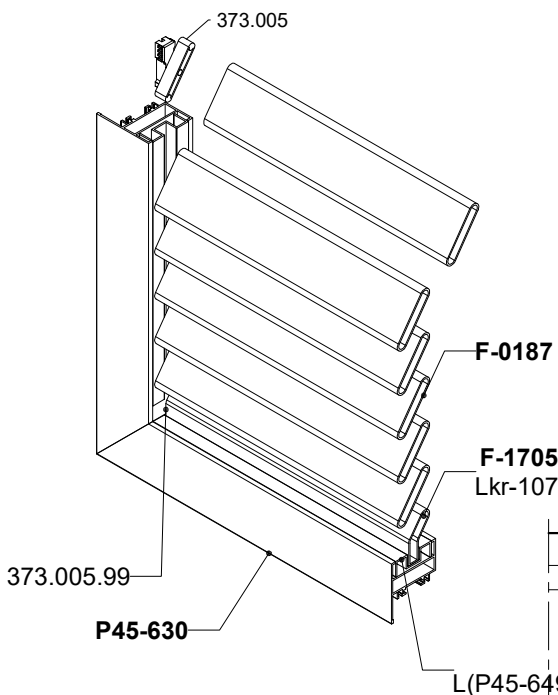
373.005



373.005.99



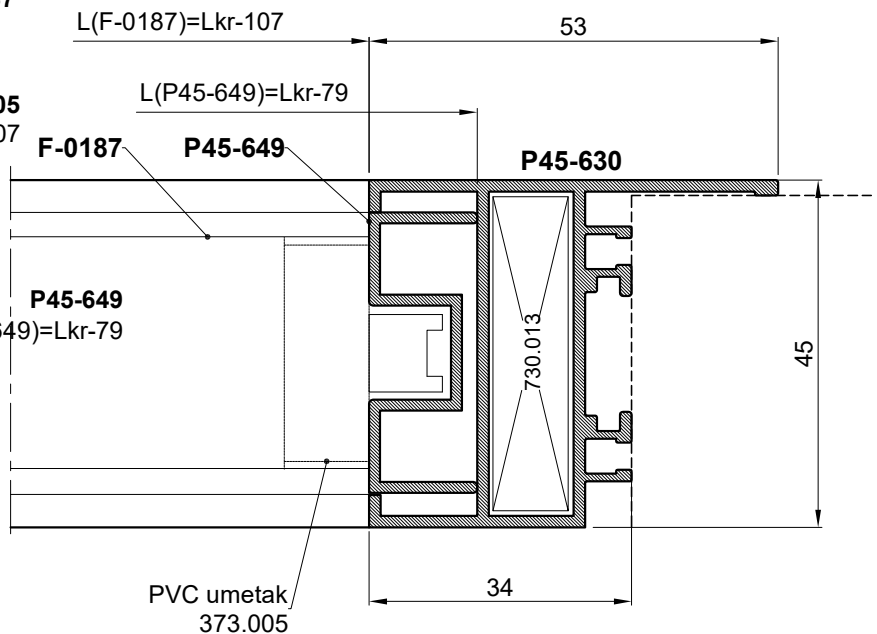
Presjek 2



$L(F-0187)=Lkr-107$


$L(P45-649)=Lkr-79$

$L(P45-649)=Lkr-79$



### REDOSLIJED MONTAŽE

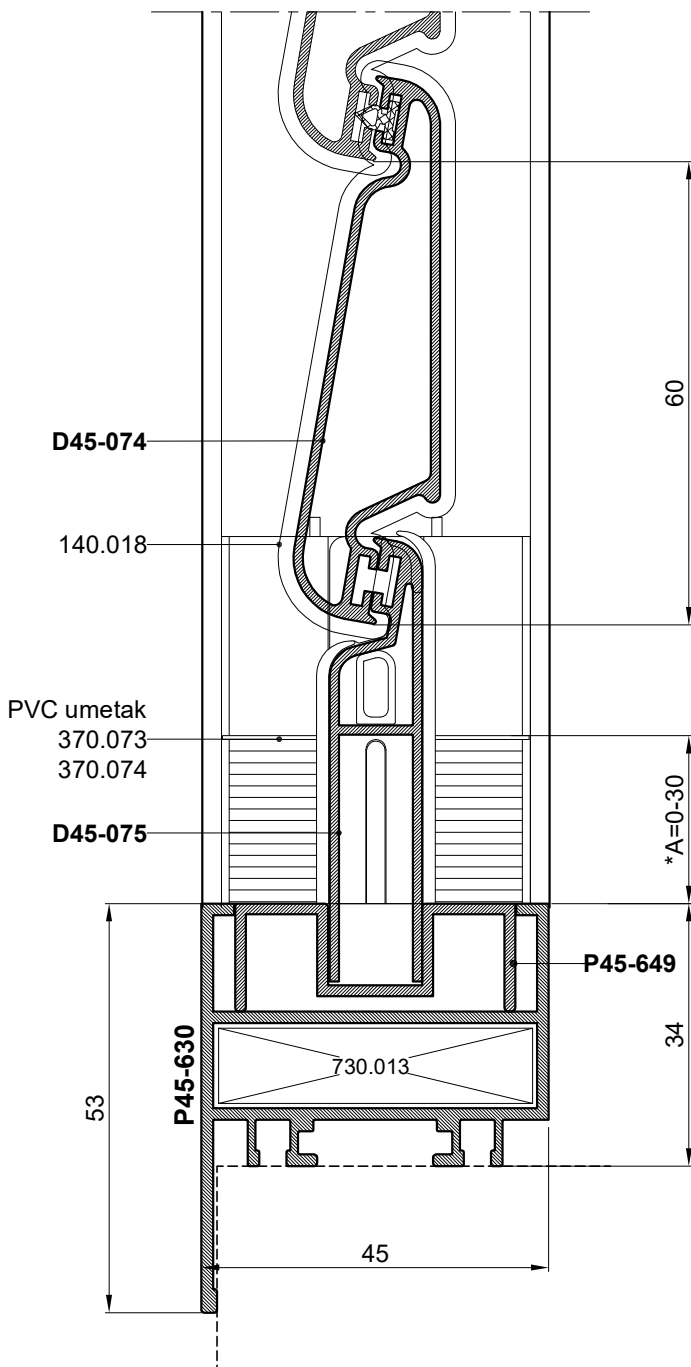
- 1 -pvc element 373.005.99 umetnuti u početni profil F-1705 obostrano
- 2 -Pvc element 373.005 umetnuti u profil F-0187-obostrano
- 3 -dobiveni sklop umetati-redati po visini profila P45-630
- 4 -na kraju spojiti kutnicima vertikalni i horizontalni pojas krila (P45-630).



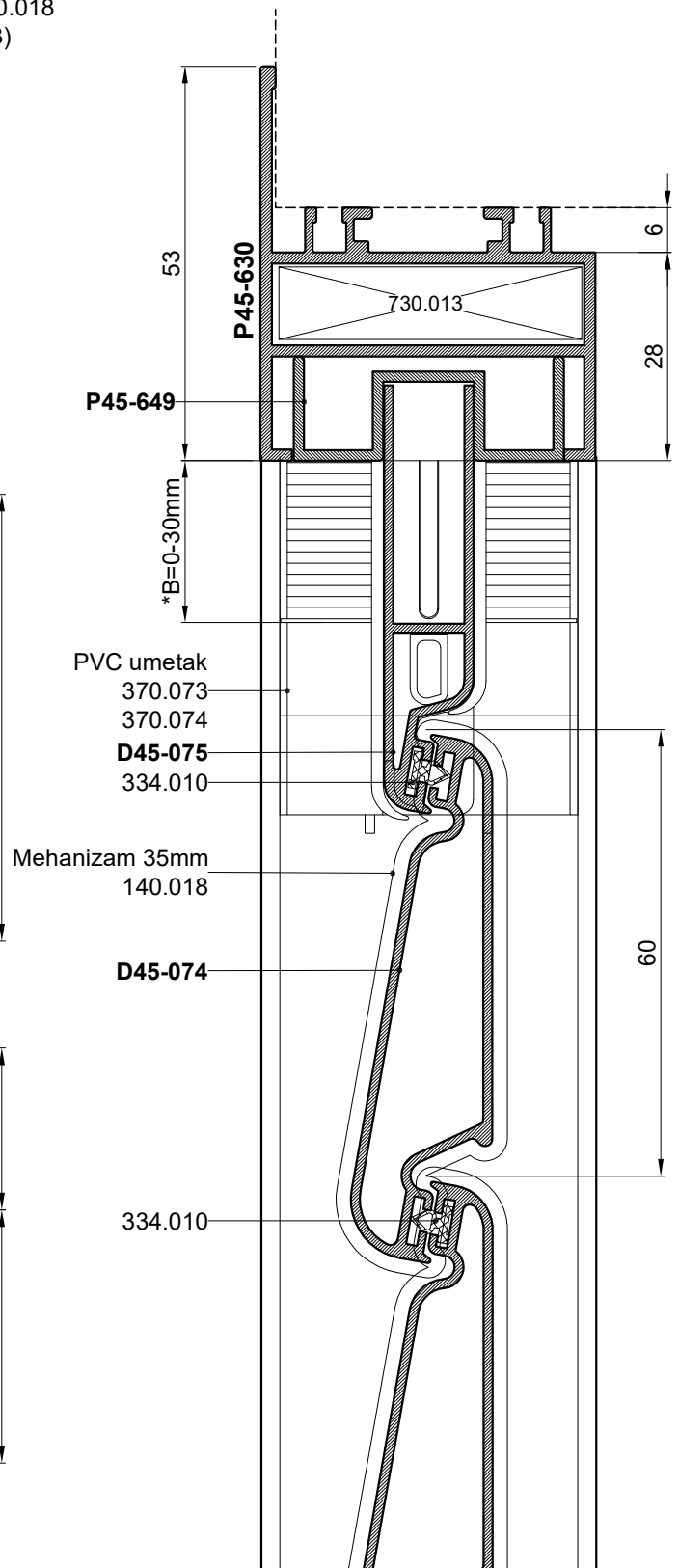
Fiksna grilja s  
pokretnom ispunom D45-074

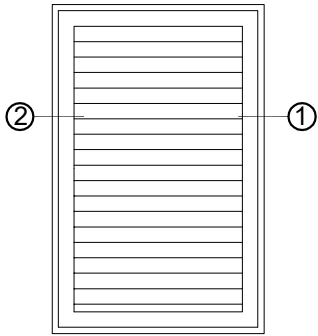
\*Mjera pilanja mehanizma za  
pokretanje lamela 140.018  
 $L_{meh} = (Hkr^* - 154) - (A+B)$

Presjek 1



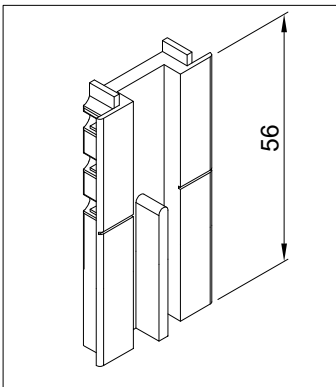
Presjek 2



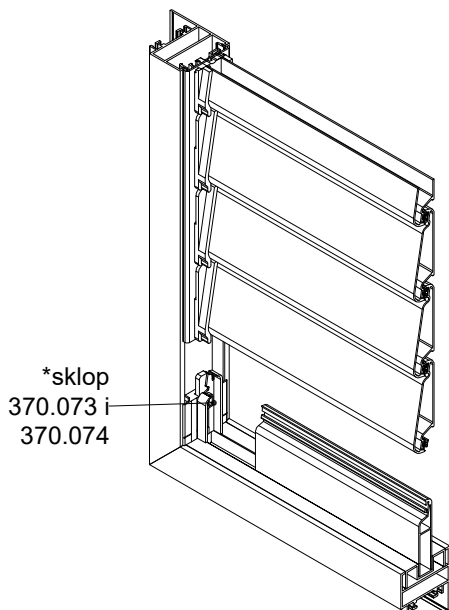
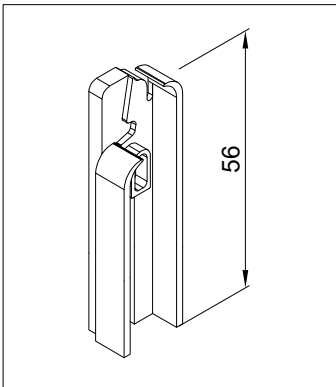


Fiksna grilja s  
pokretnom ispunom D45-074

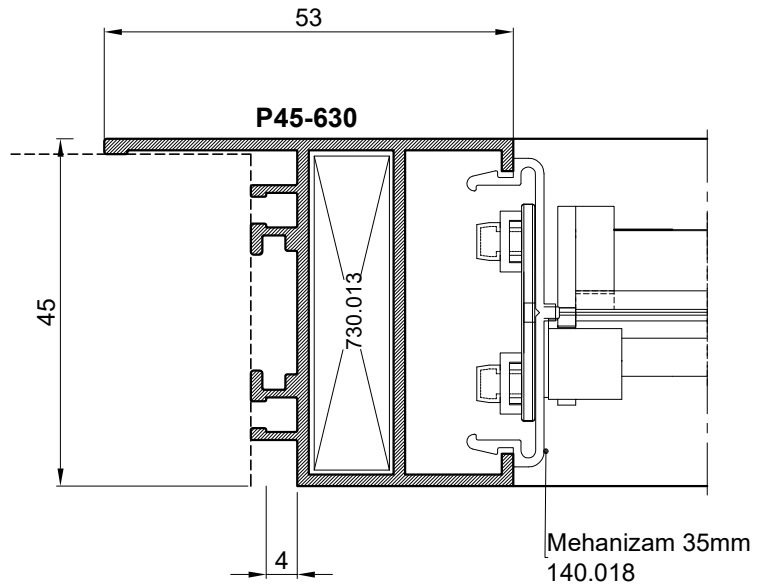
370.064



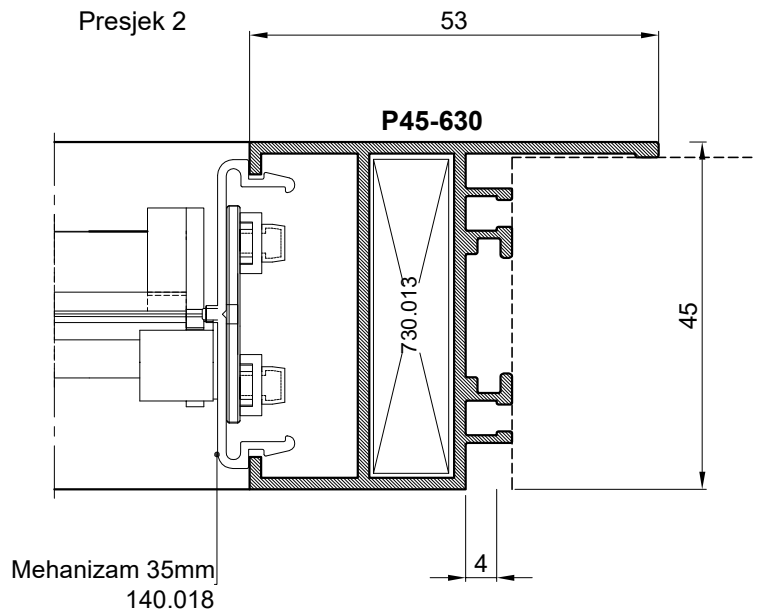
370.065



Presjek 1




Presjek 2



Napomena:

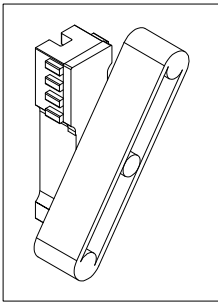
\*Sklop 370.073 i 370.074 skraćiva se u ovisnosti o dimenziji početne lamele

Jednokrilna zaokretna  
grilja s fiksnom ispunom F-0187  
u krilu

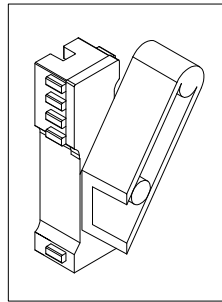


①

373.005

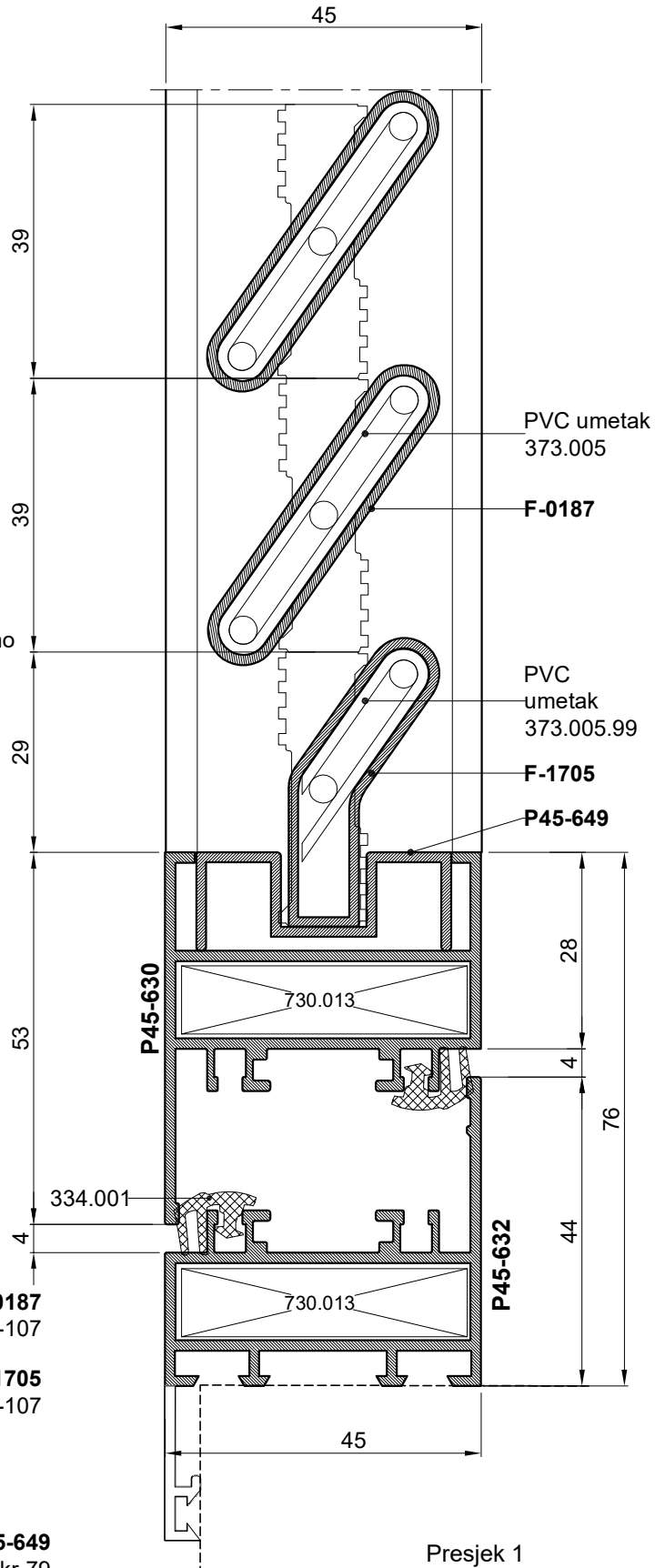
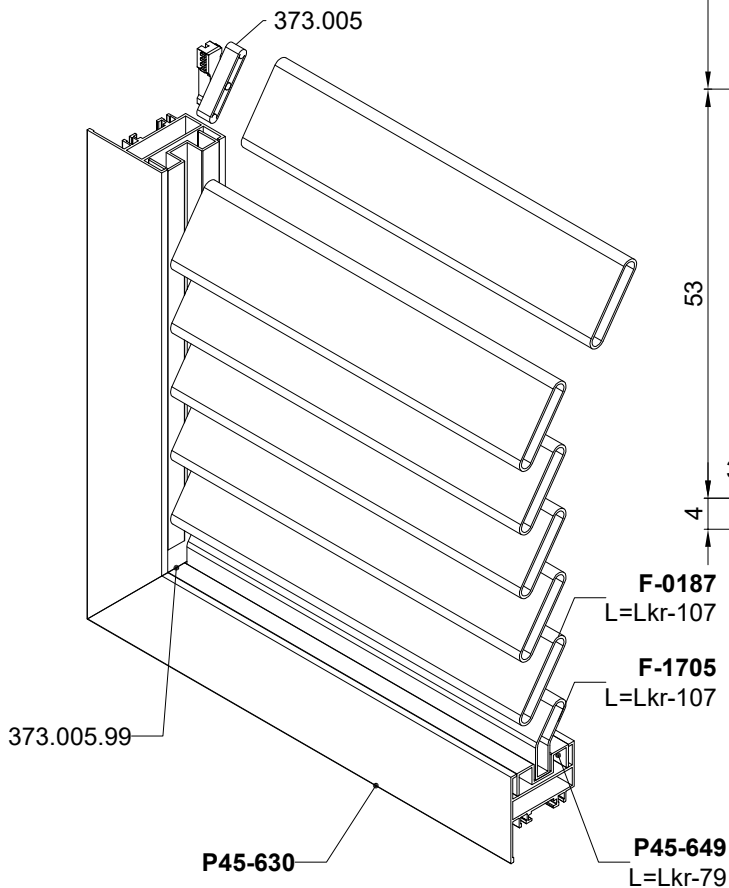


373.005.99

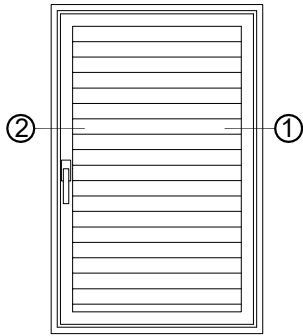


### REDOSLIJED MONTAŽE

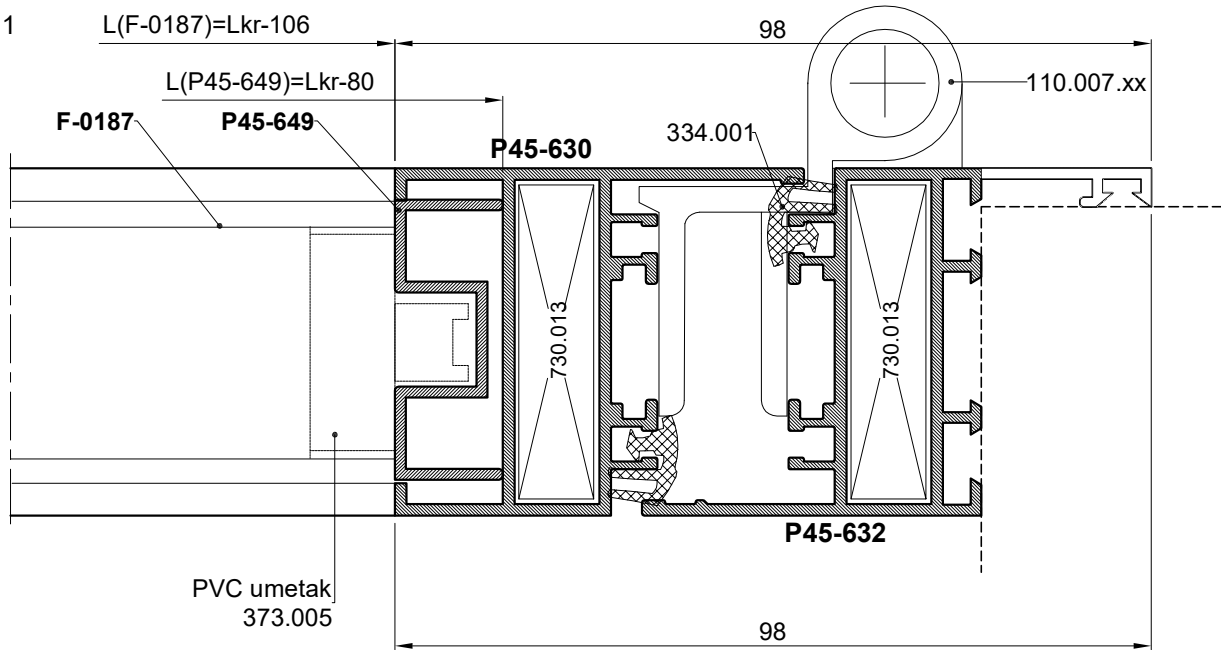
- 1 -pvc element 373.005.99 umetnuti u početni profil F-1705 obostrano
- 2 -pvc element 373.005 umetati u profil F-0187-obostrano
- 3 -dobiveni sklop umetati-redati po visini profila P45-630
- 4 -na kraju spojiti kutnicima vertikalni i horizontalni pojas krila (P45-630).



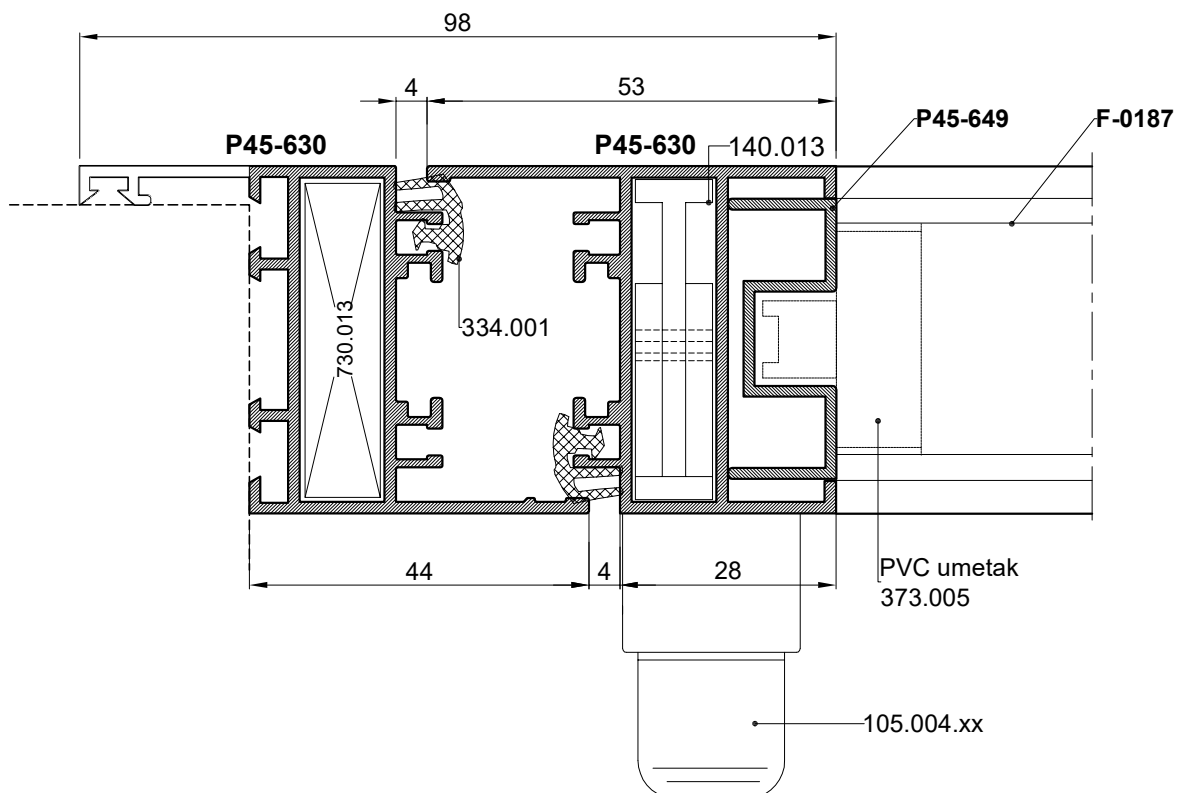
Jednokrilna zaokretna  
grilja s fiksnom ispunom F-0187  
u krilu

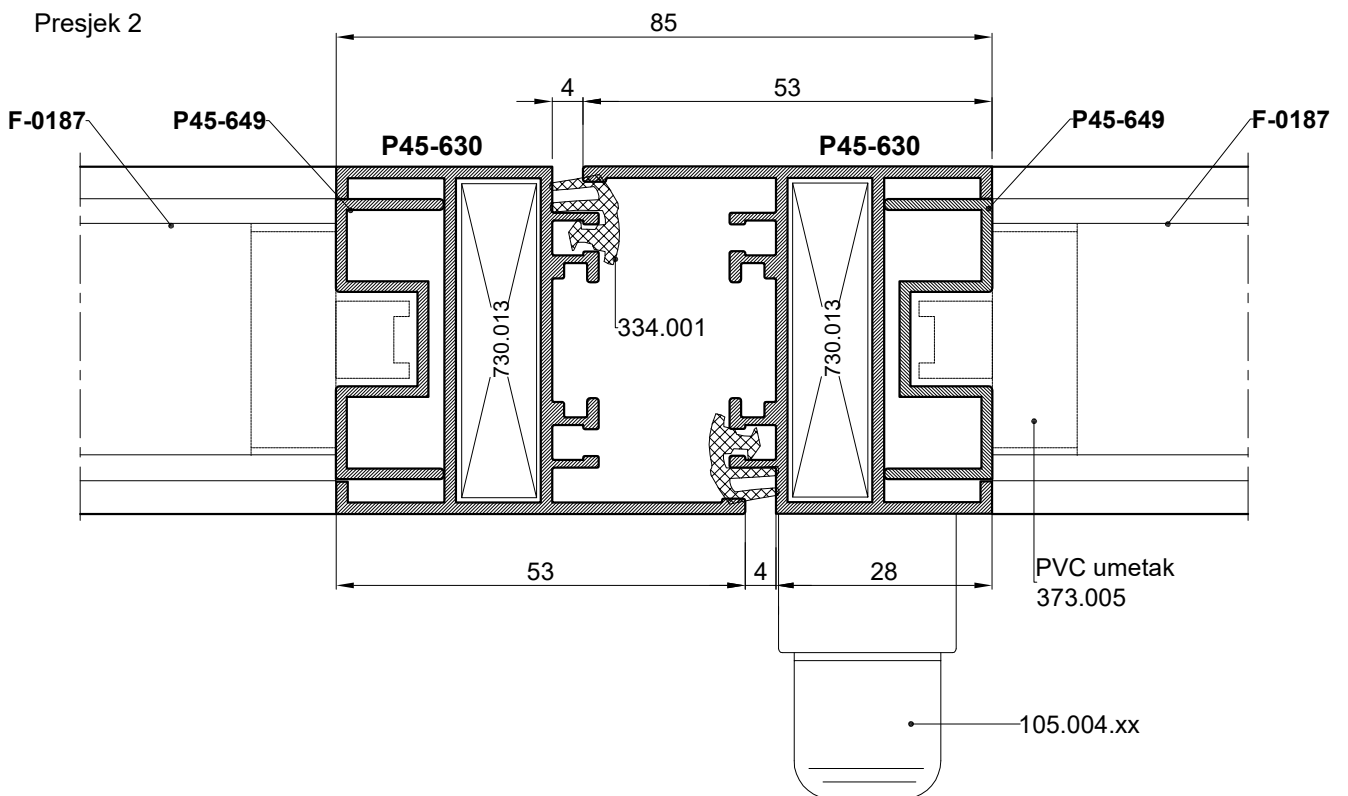
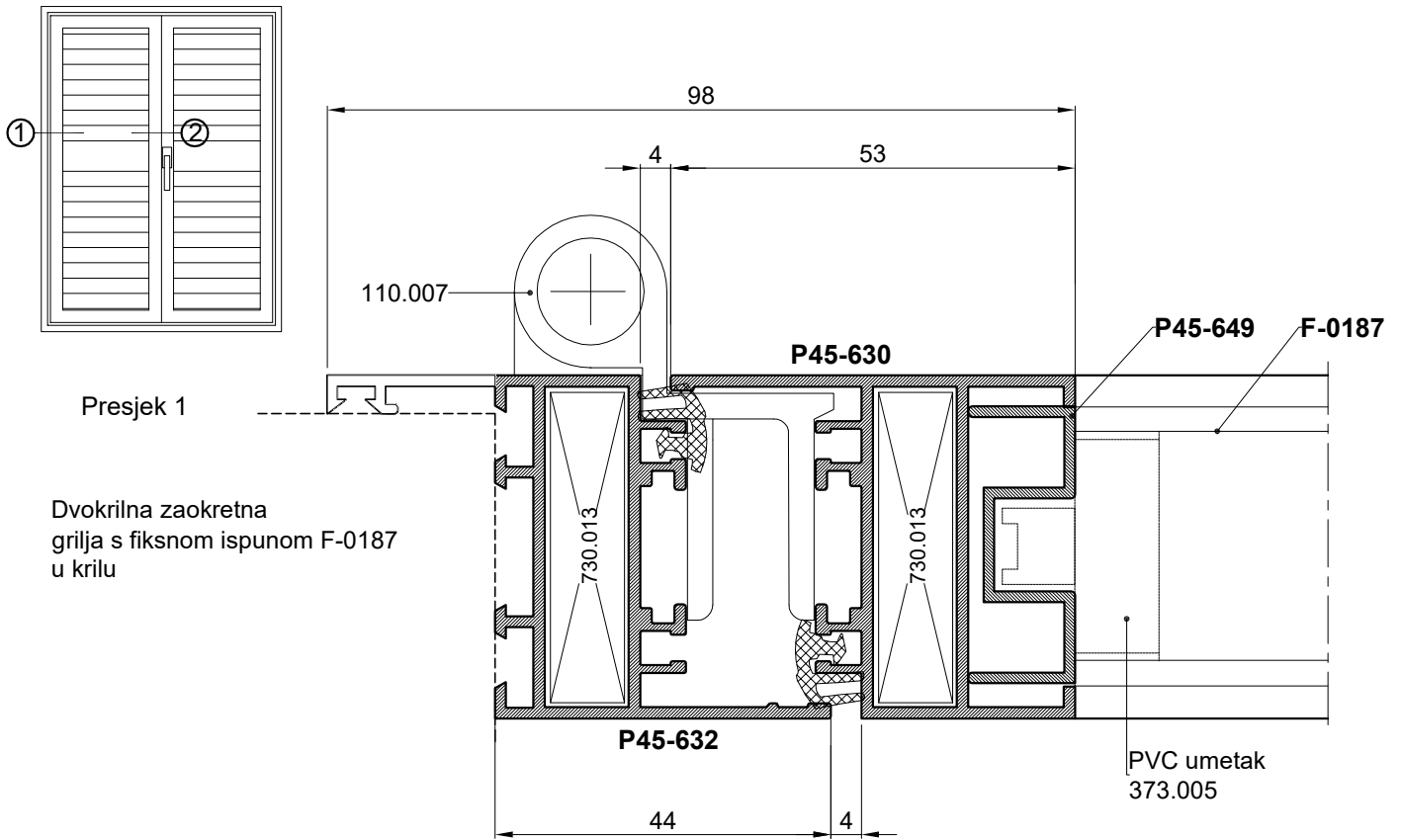


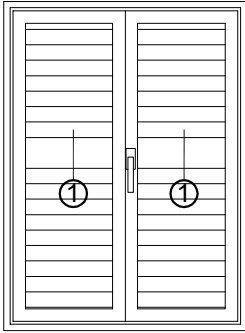
Presjek 1



Presjek 2

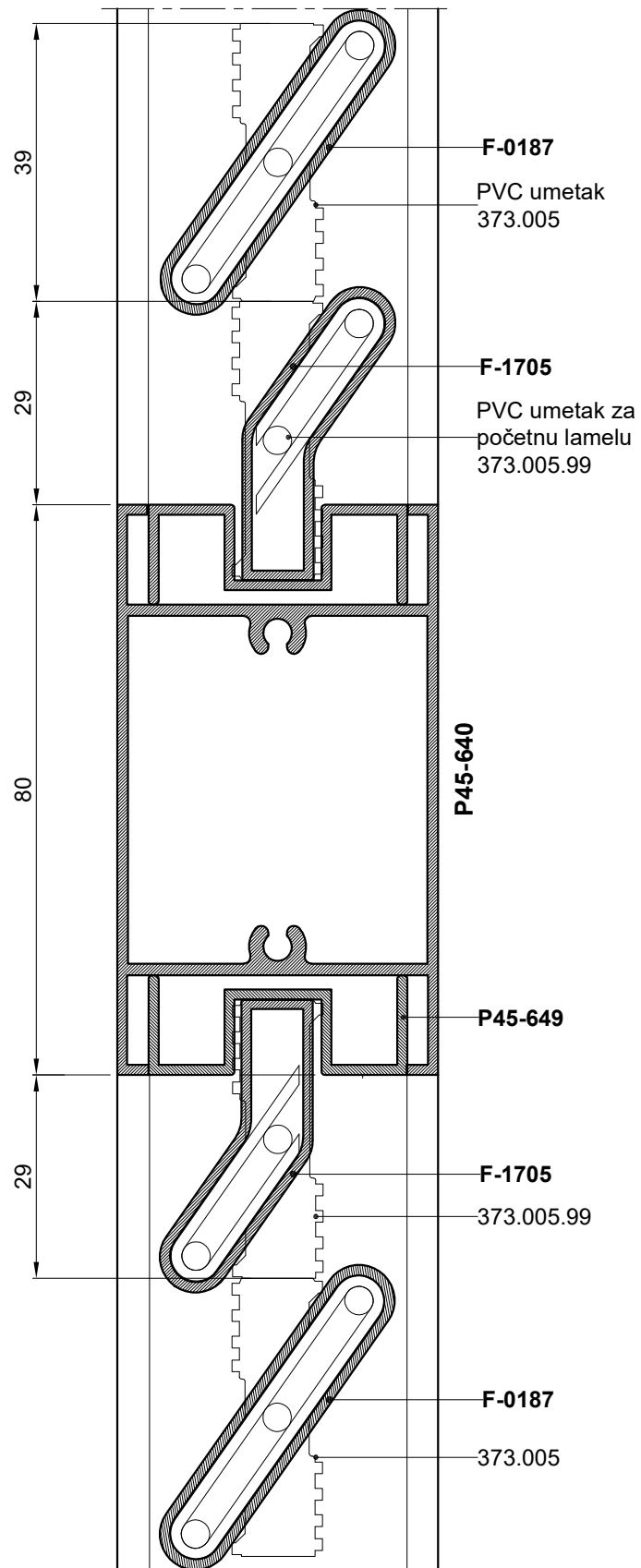


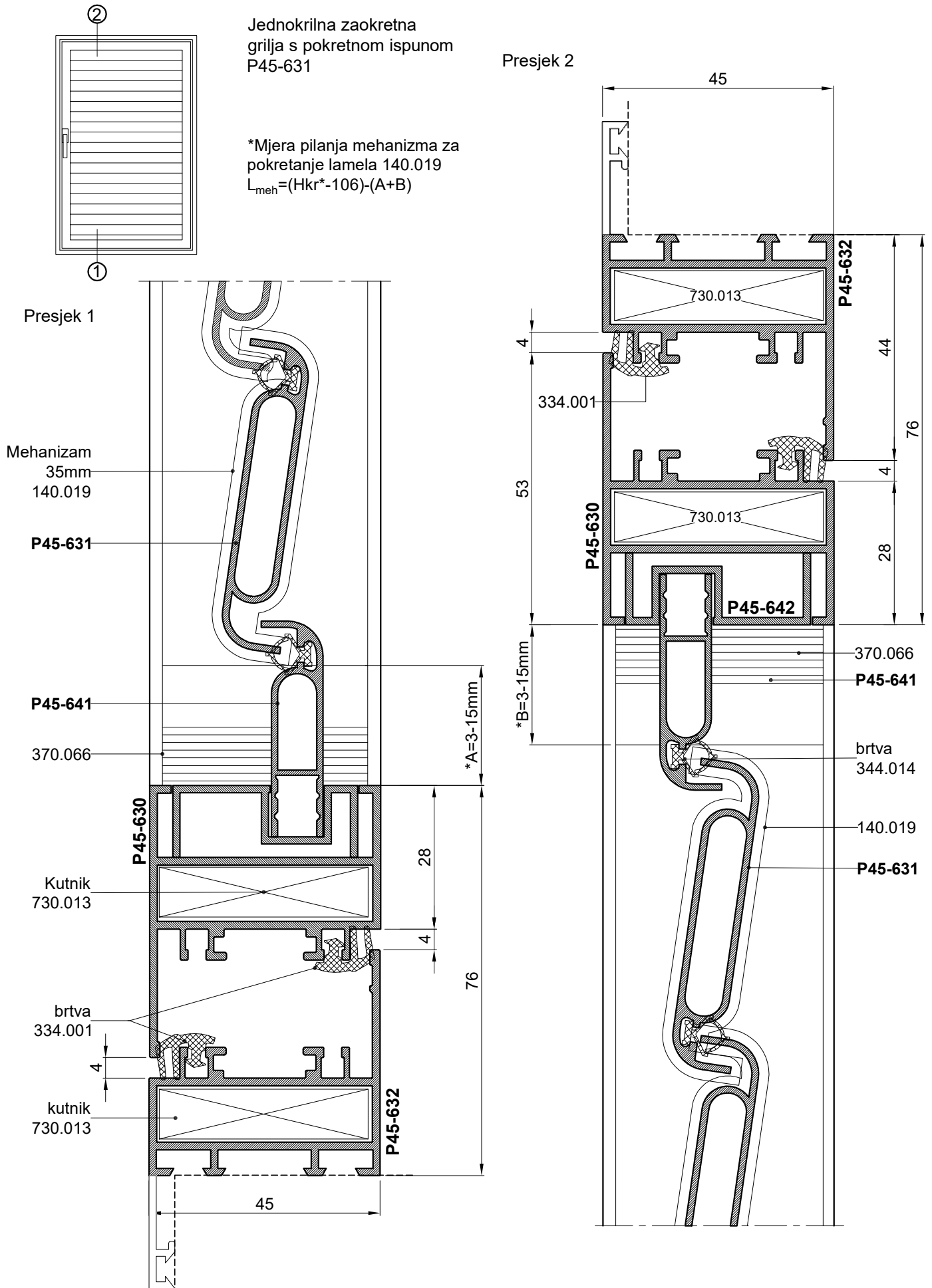


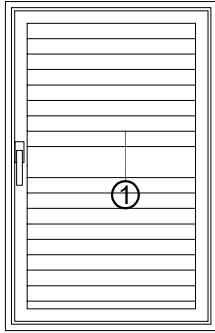


Dvokrilna zaokretna  
grilja s fiksnom ispunom F-0187  
u krilu i prečkom P45-640

Presjek 1



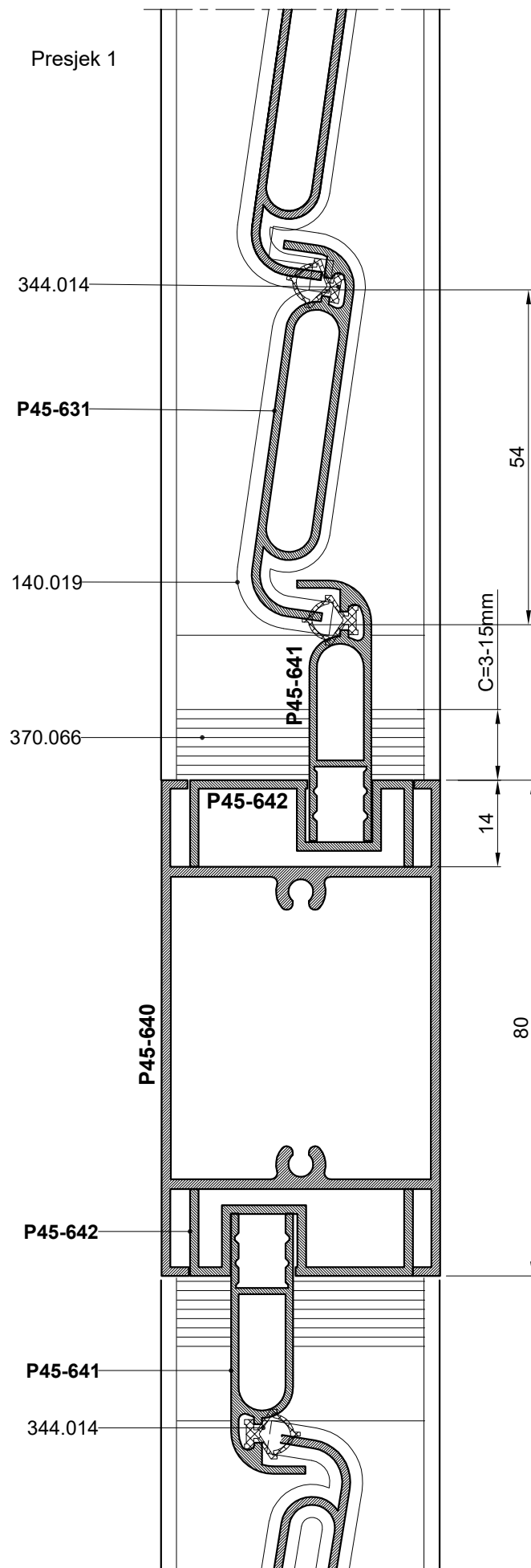


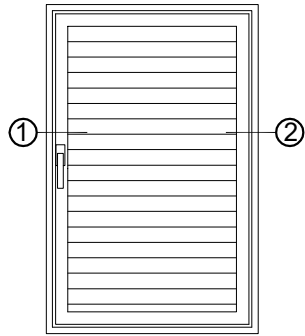


Jednokrilna zaokretna  
grilja s pokretnom ispunom  
P45-631 i prečkom P45-640

\*Mjera pilanja mehanizma za  
pokretanje lamela 140.018

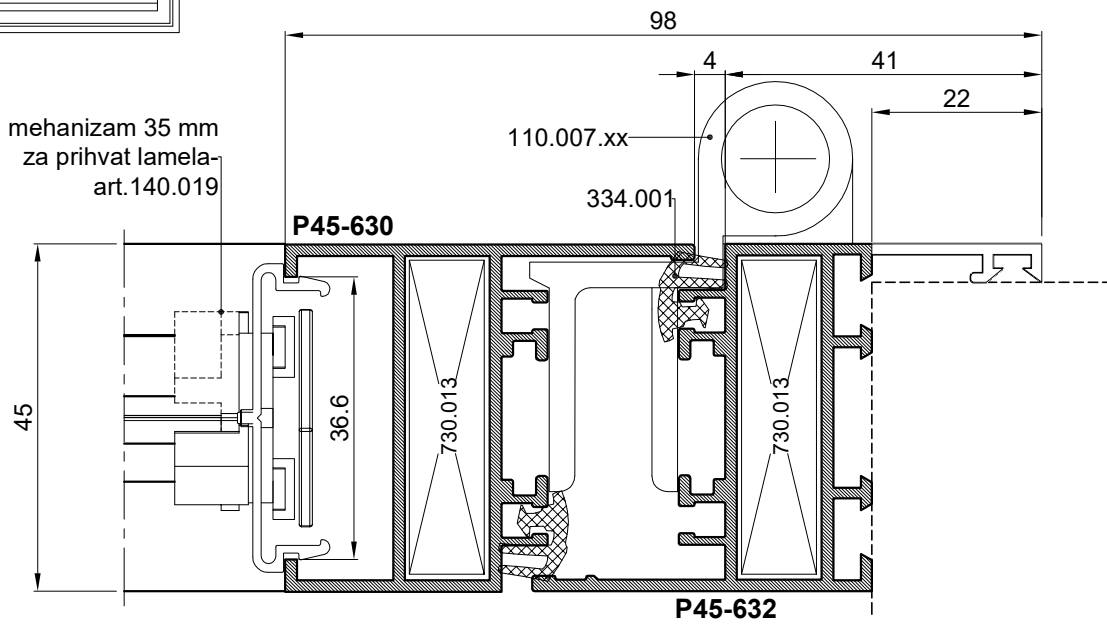
$$L_{\text{meh}} = \left(\frac{H_{\text{kr}}}{2} - 93\right) - (A + C)$$



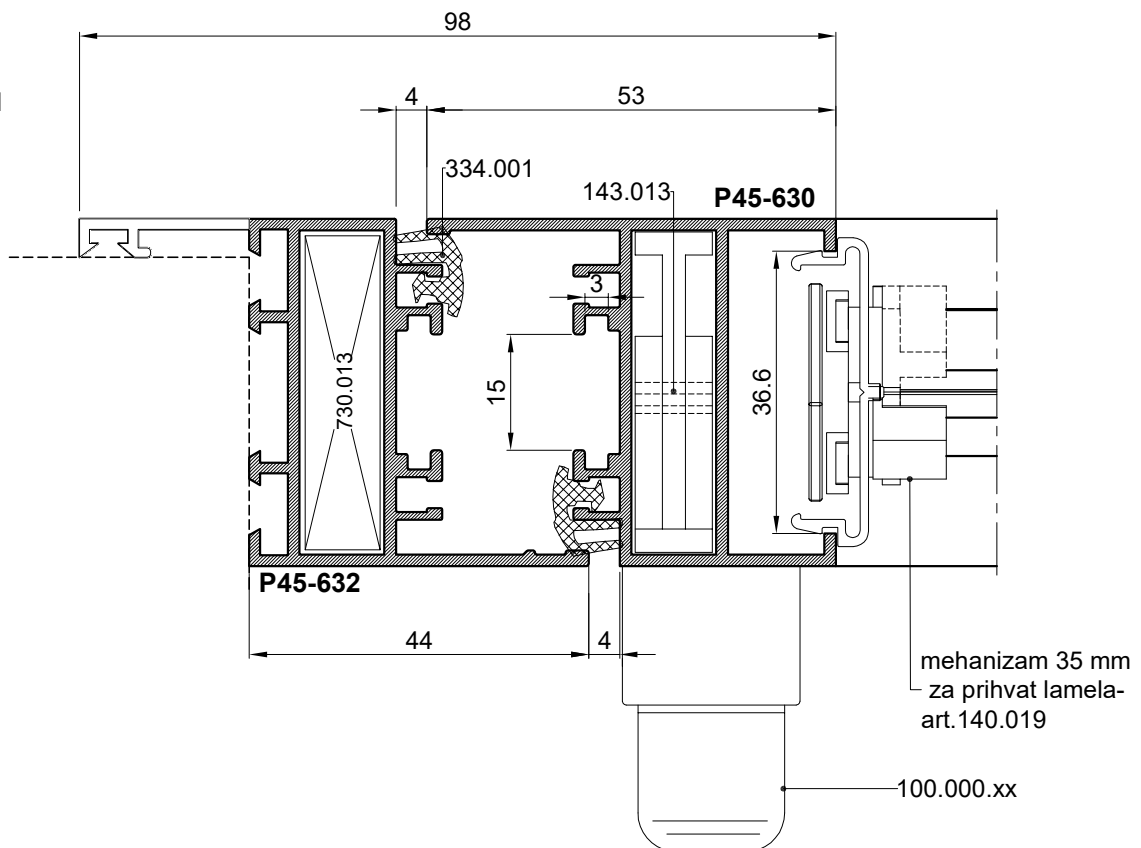


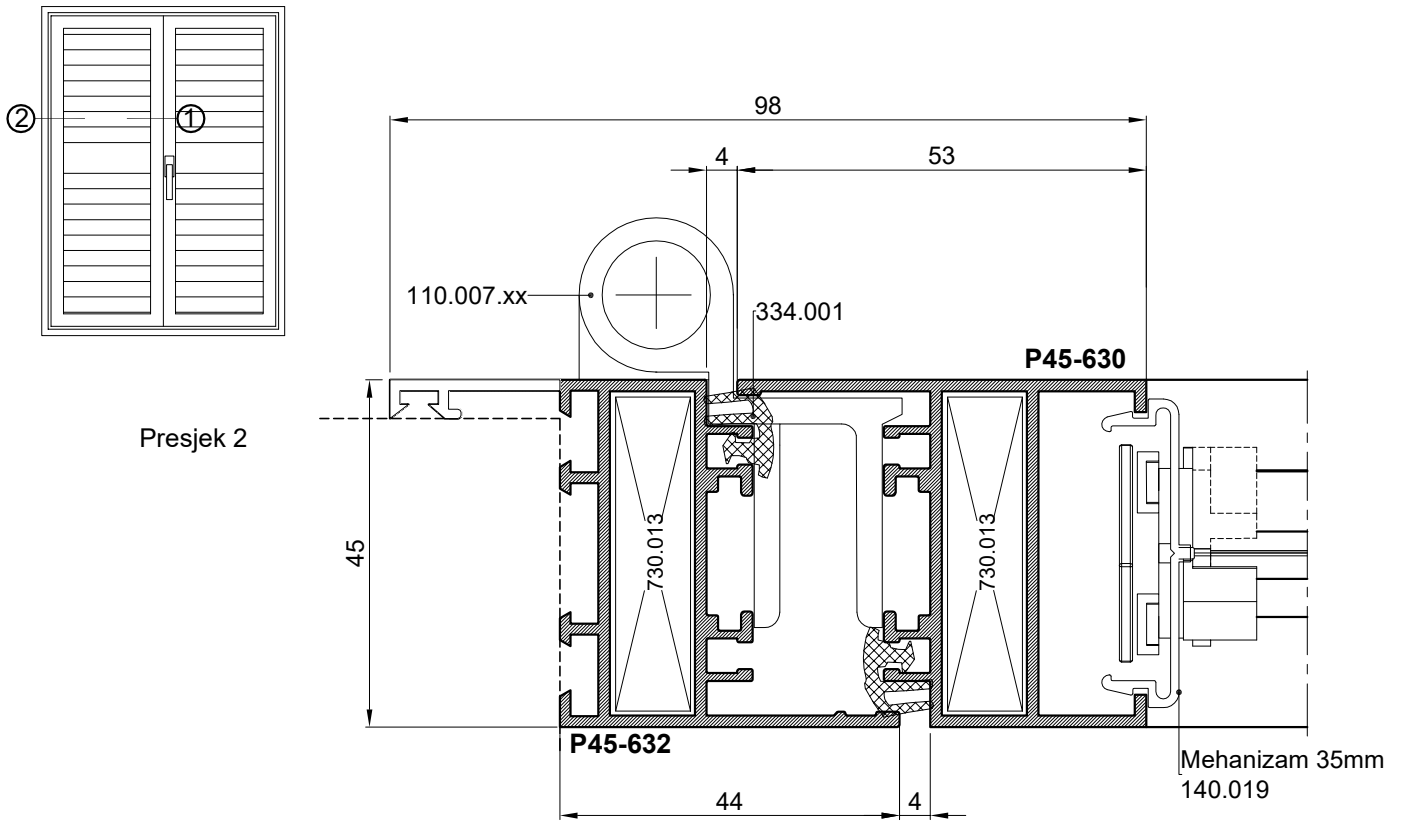
Jednokrilna zaokretna  
grilja s pokretnom ispunom  
P45-631

Presjek 2

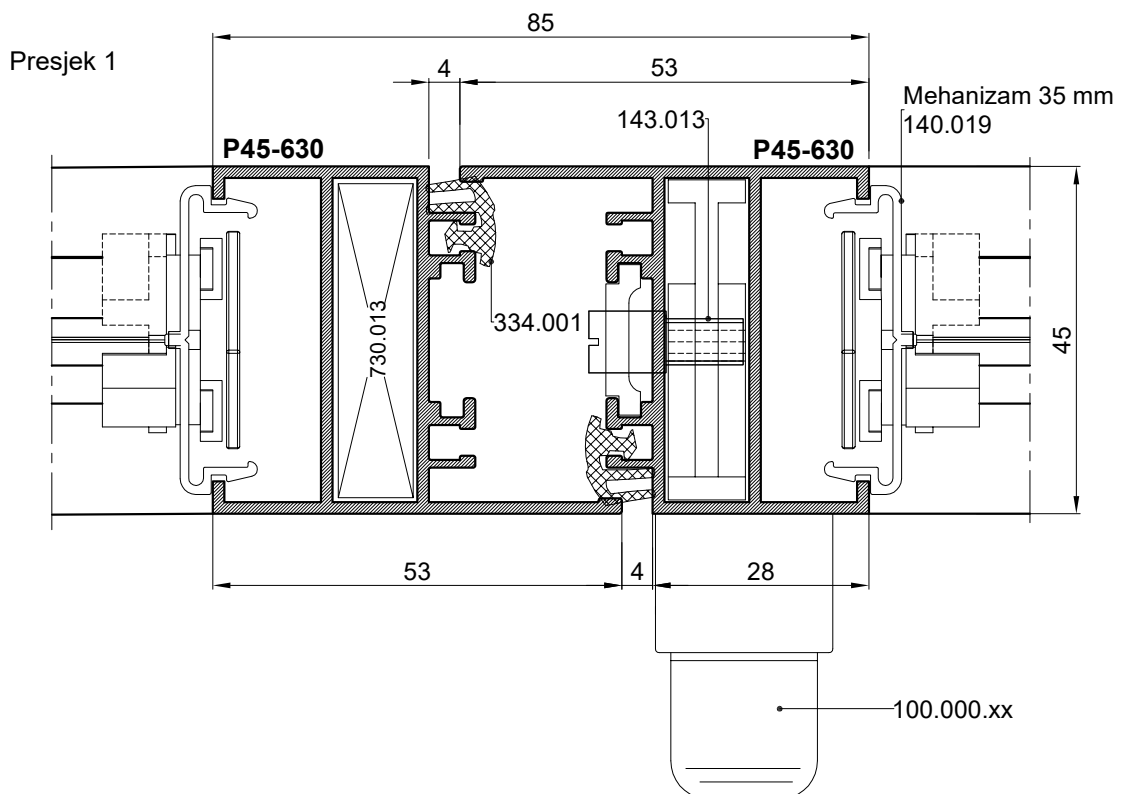


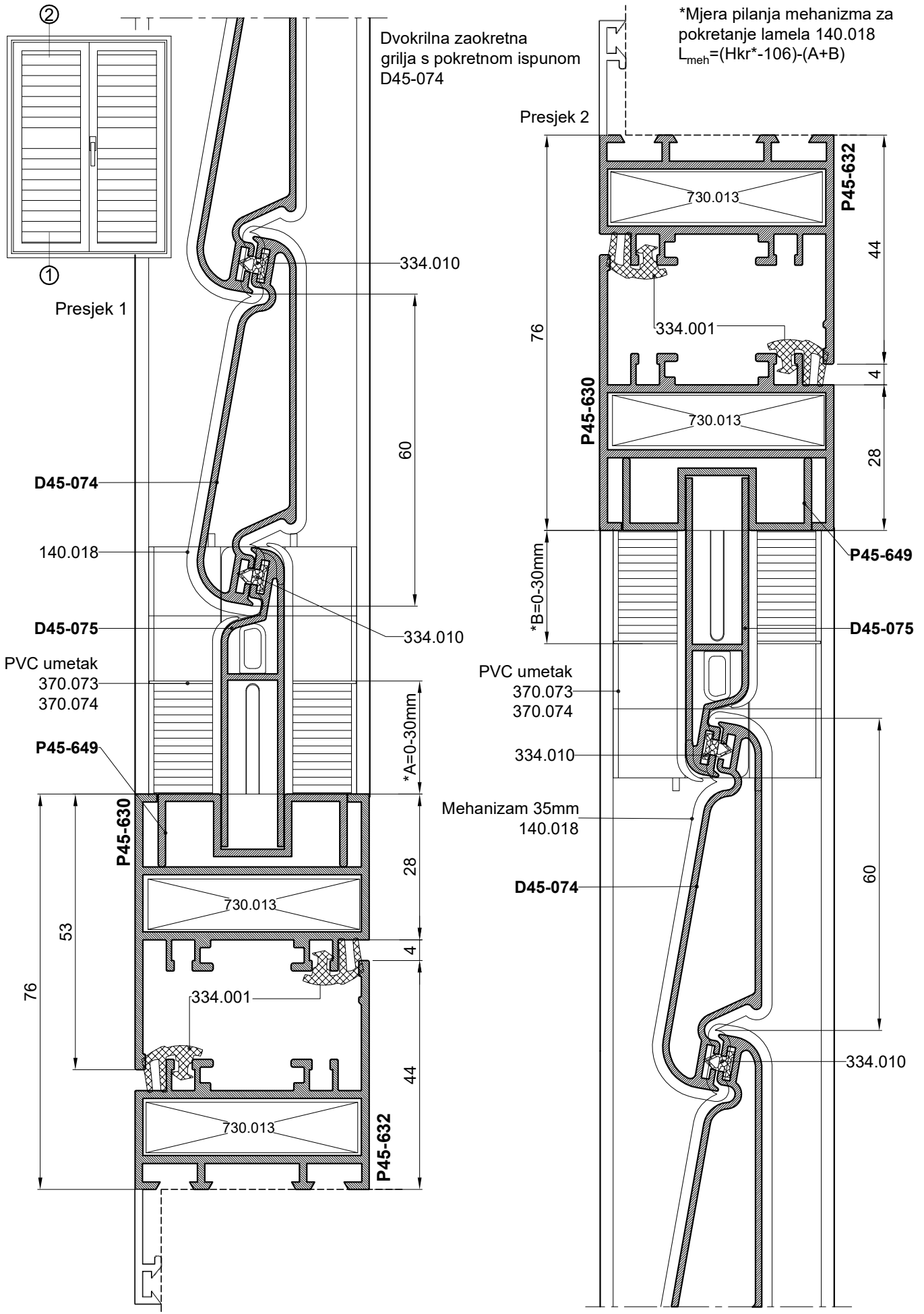
Presjek 1

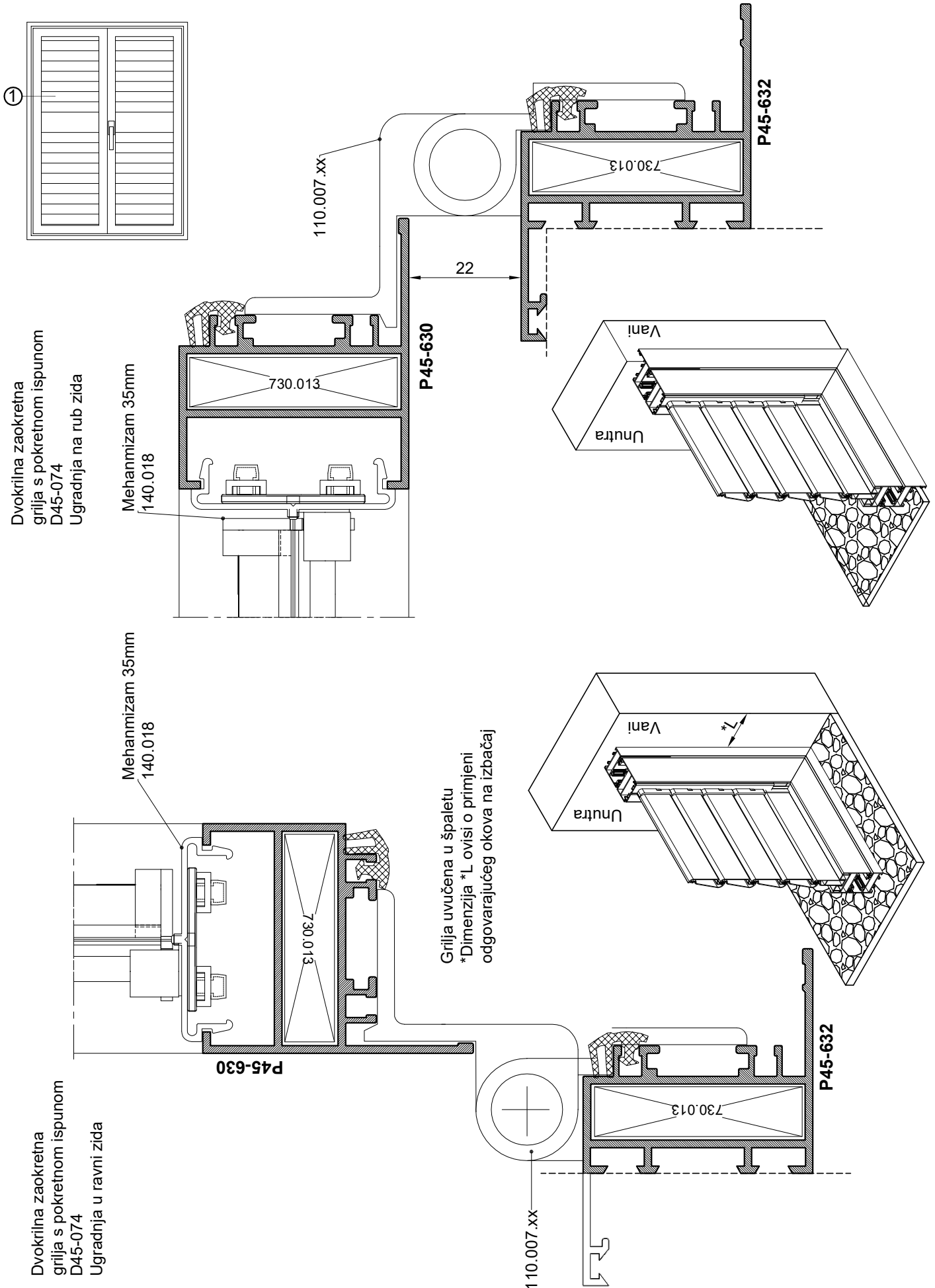


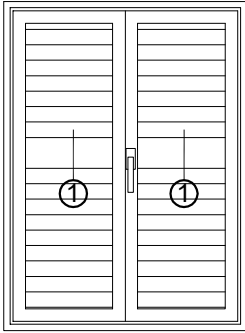


Dvokrilna zaokretna  
grilja s pokretnom ispunom  
P45-631 i prečkom P45-640







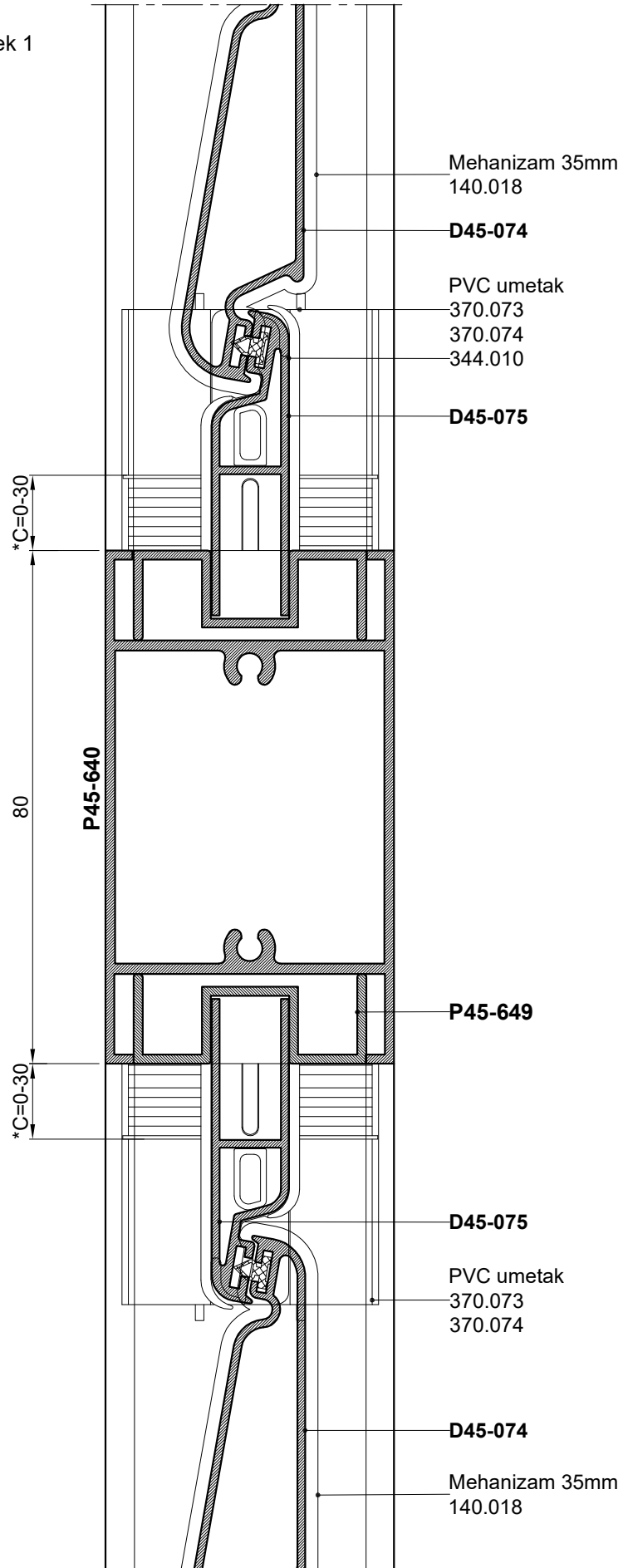


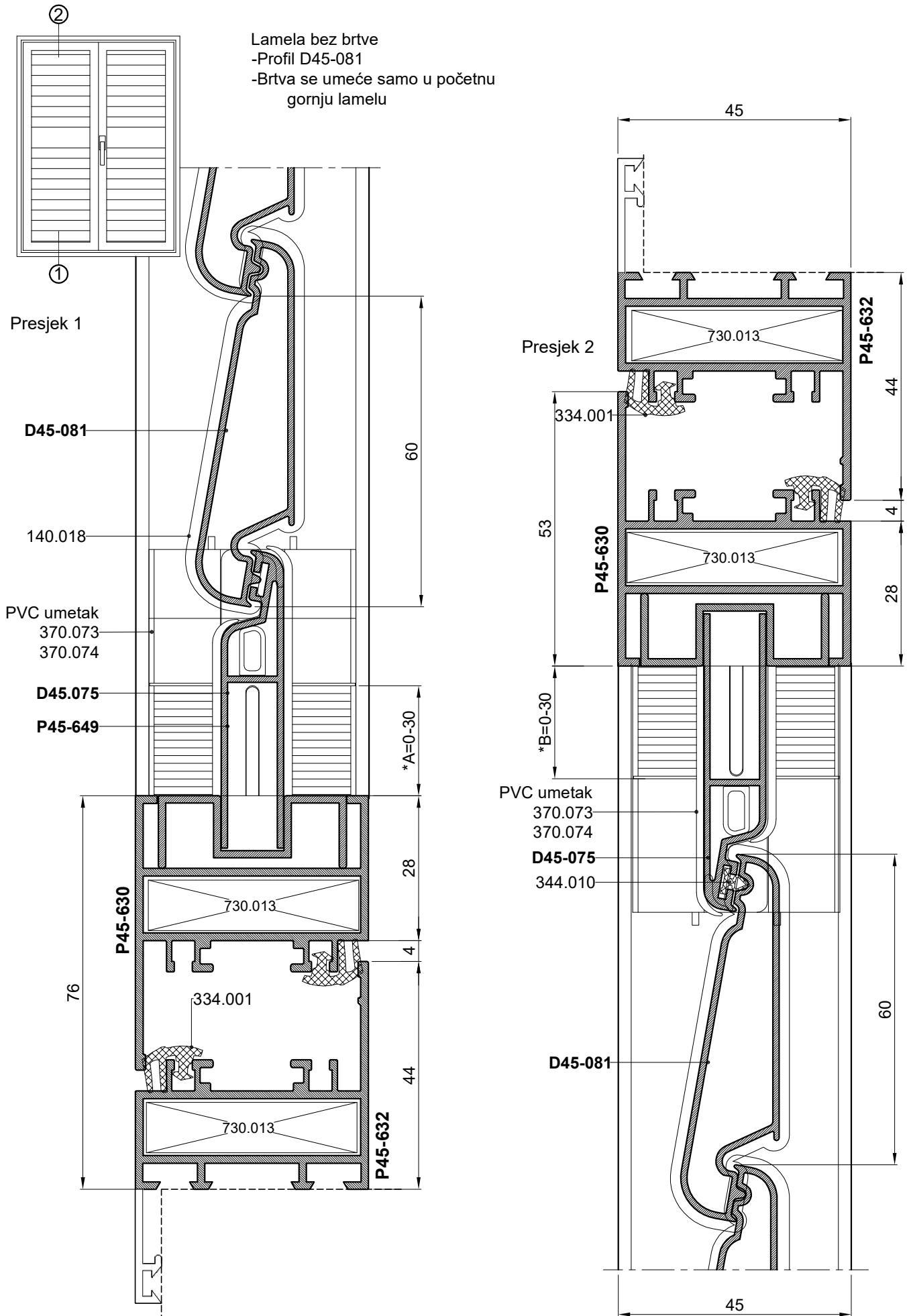
Dvokrilna zaokretna  
grilja s fiksnom ispunom F-0187  
u krilu i prečkom P45-640

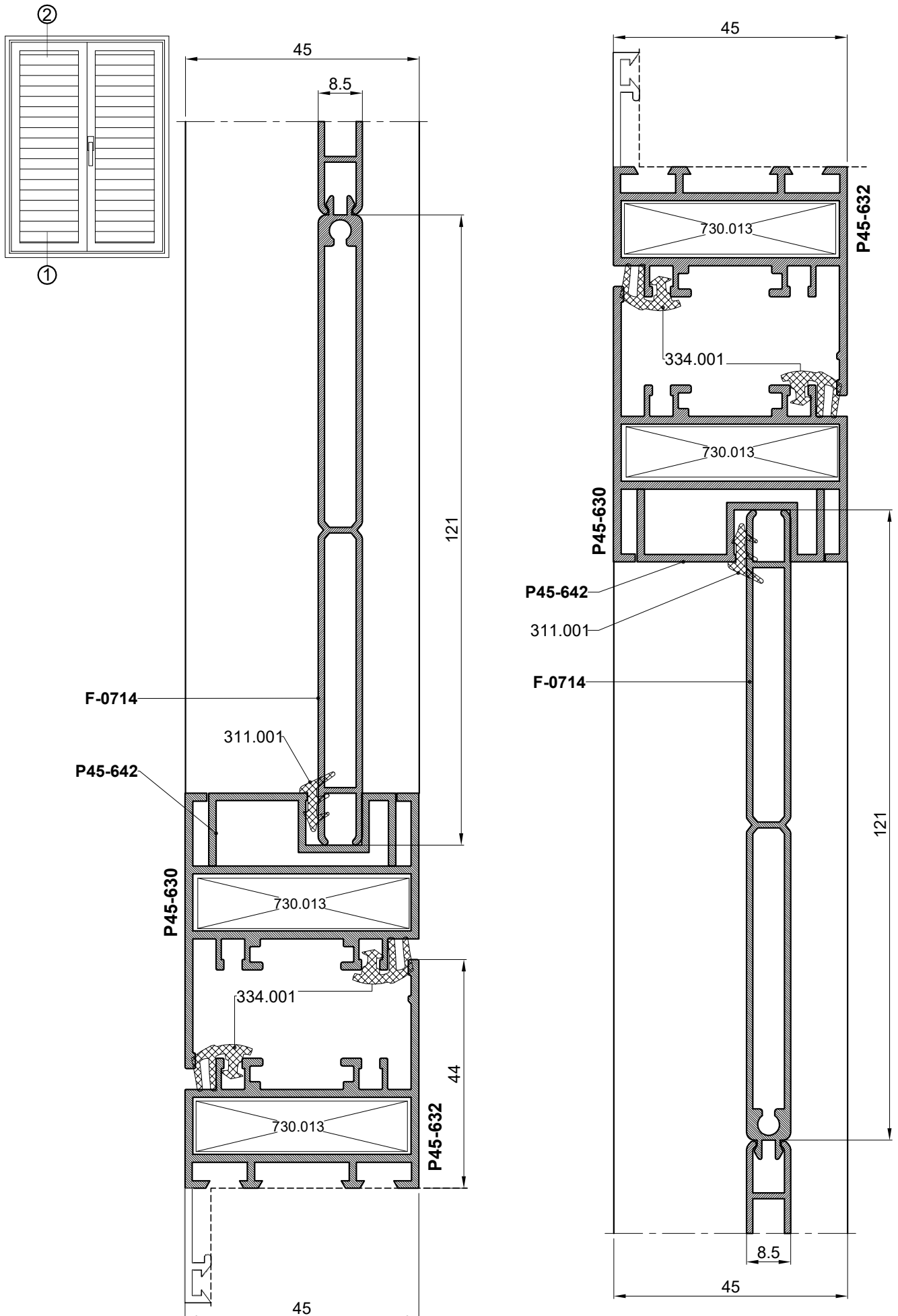
\*Mjera pilanja mehanizma za  
pokretanje lamela 140.018

$$L_{\text{meh}} = \left(\frac{H_{\text{kr}}}{2} - 93\right) - (A + C)$$

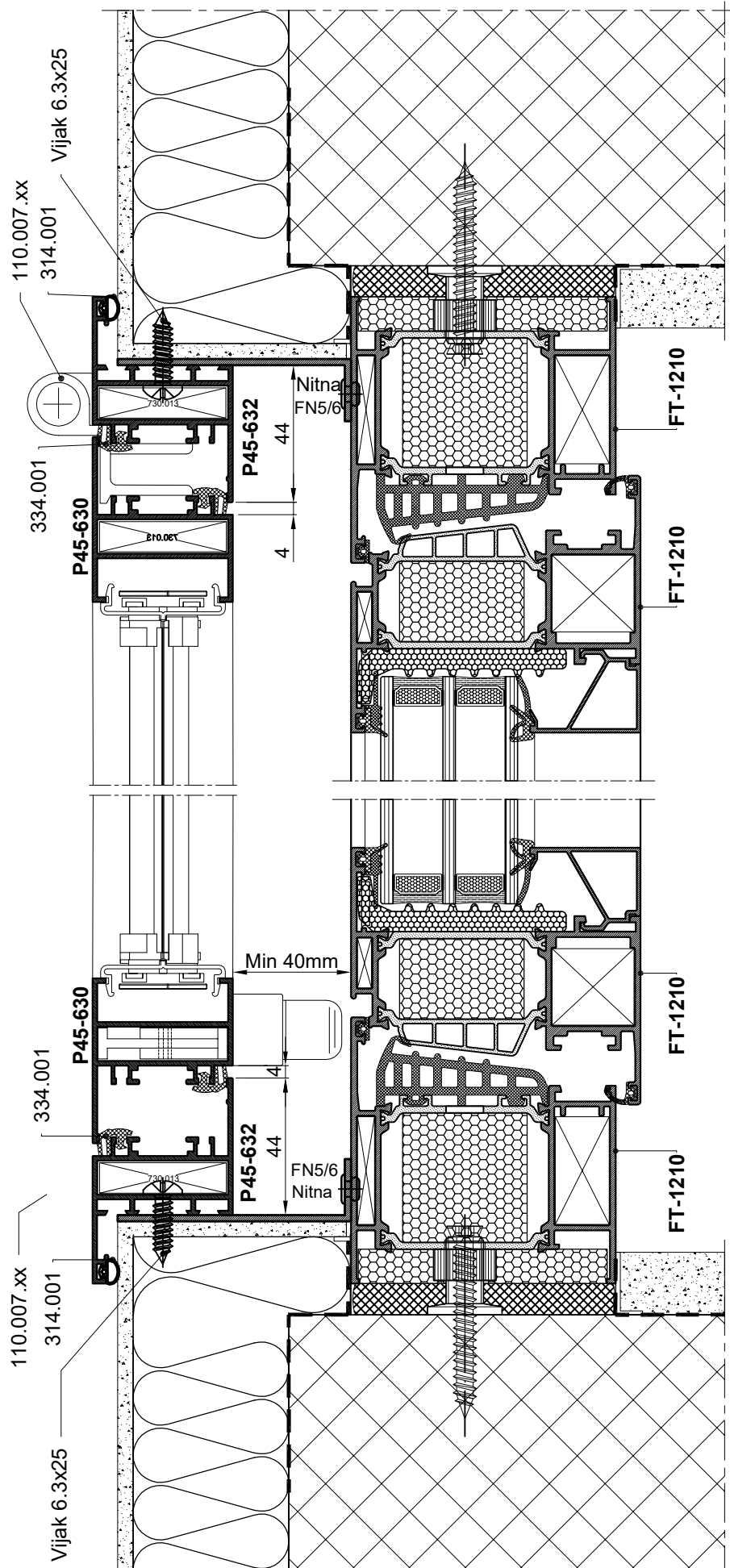
Presjek 1








UGRADNJA GRILJE  
 -Ugradnja grilje na rub, na  
 gotovu žbuku  
 Koristiti L-nosač ovisno  
 o debljini termoizolacijskog sloja

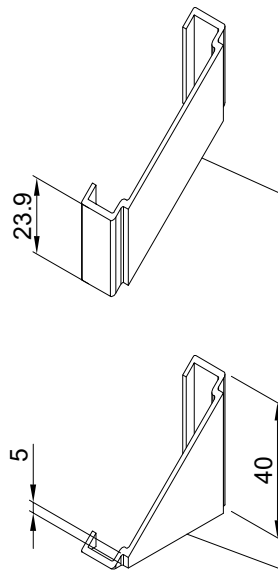
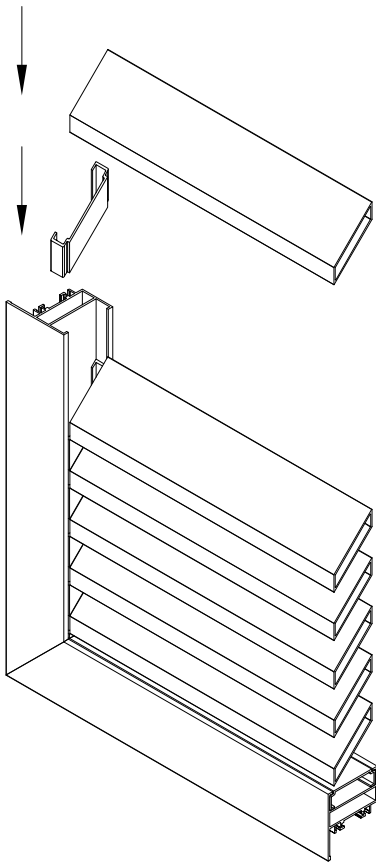




### GRILJA S FIKSNIM LAMELAMA F-0983

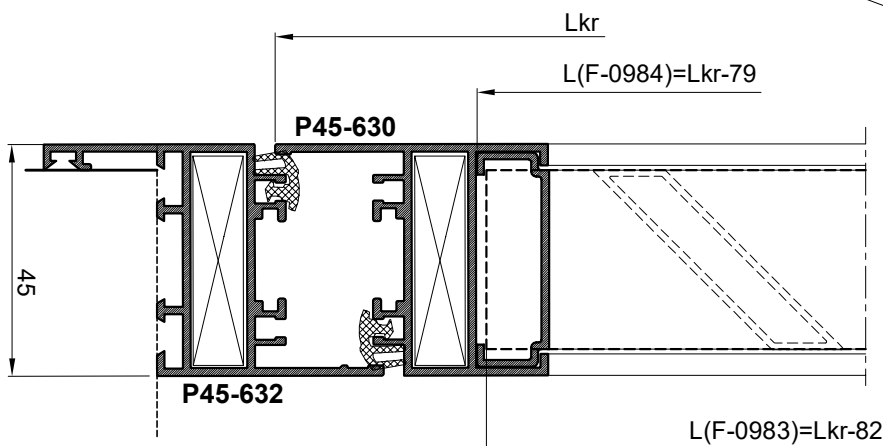
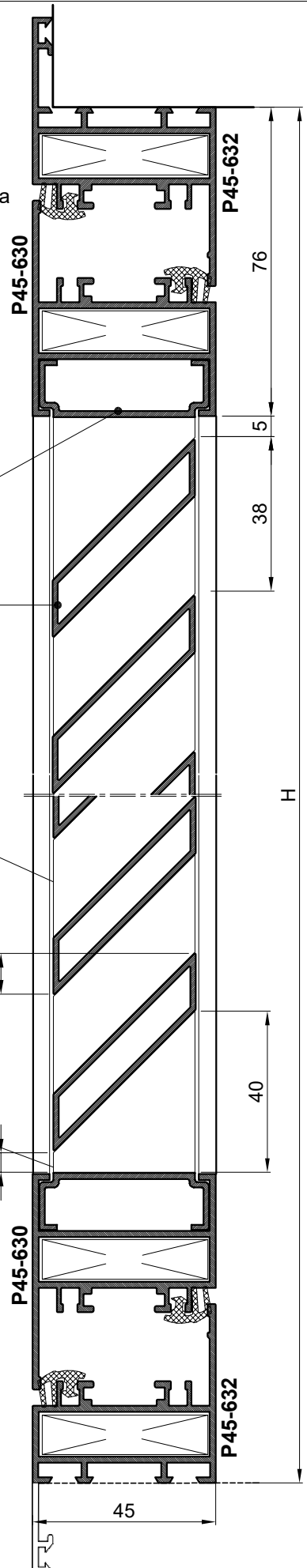
Redoslijed ugradnje:

- Profili ispune F-0983 se redaju u vodilicu profila krila P45-630 uz umetanje odgovarajućih distancera
- Ugradi se završni profil okvira krila
- Broj lamela F-0983:  
 $N = (H - 194) / 38$



F-0984

F-0983



Lkr

$L(F-0984) = Lkr - 79$

$L(F-0983) = Lkr - 82$

### GRILJA S FIKSNIM LAMELAMA F-1477

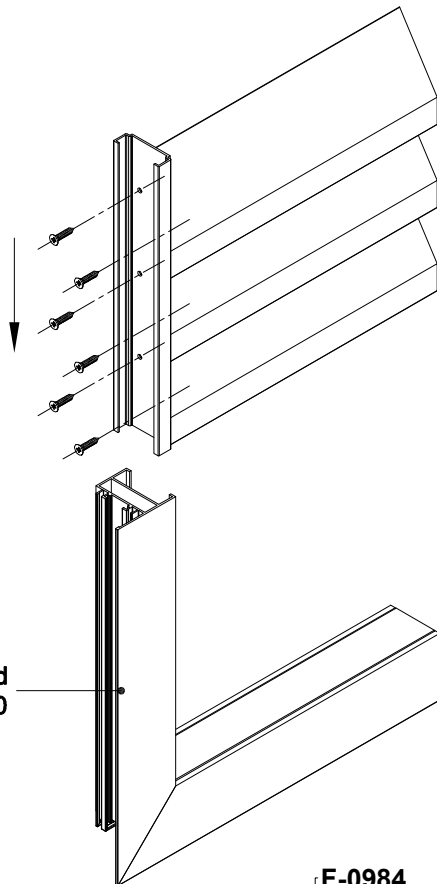
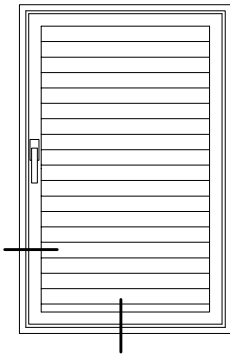
Redosljed ugradnje:

-Vijcima 3.5x19 (DIN 7981) spoje se profili ispune F-1477 za profil F-0984.

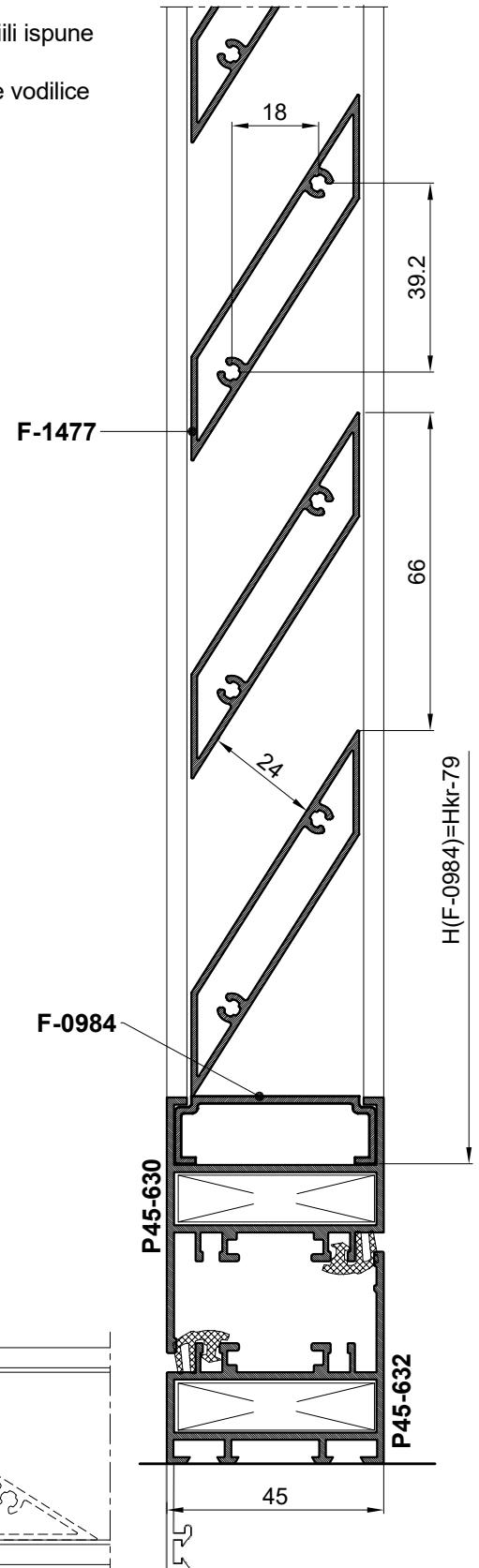
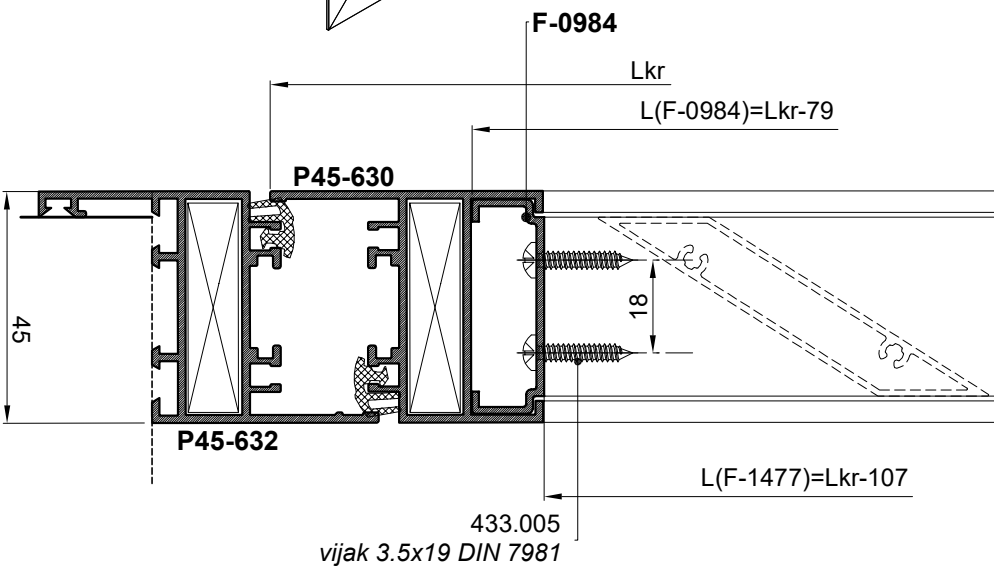
-Spojeni sklop se umetne u odgovarajuće vodilice a zatim se spoji završni profil okvira krila.

-Broj lamela F-1477:

$$N = (H - 184) / 66$$



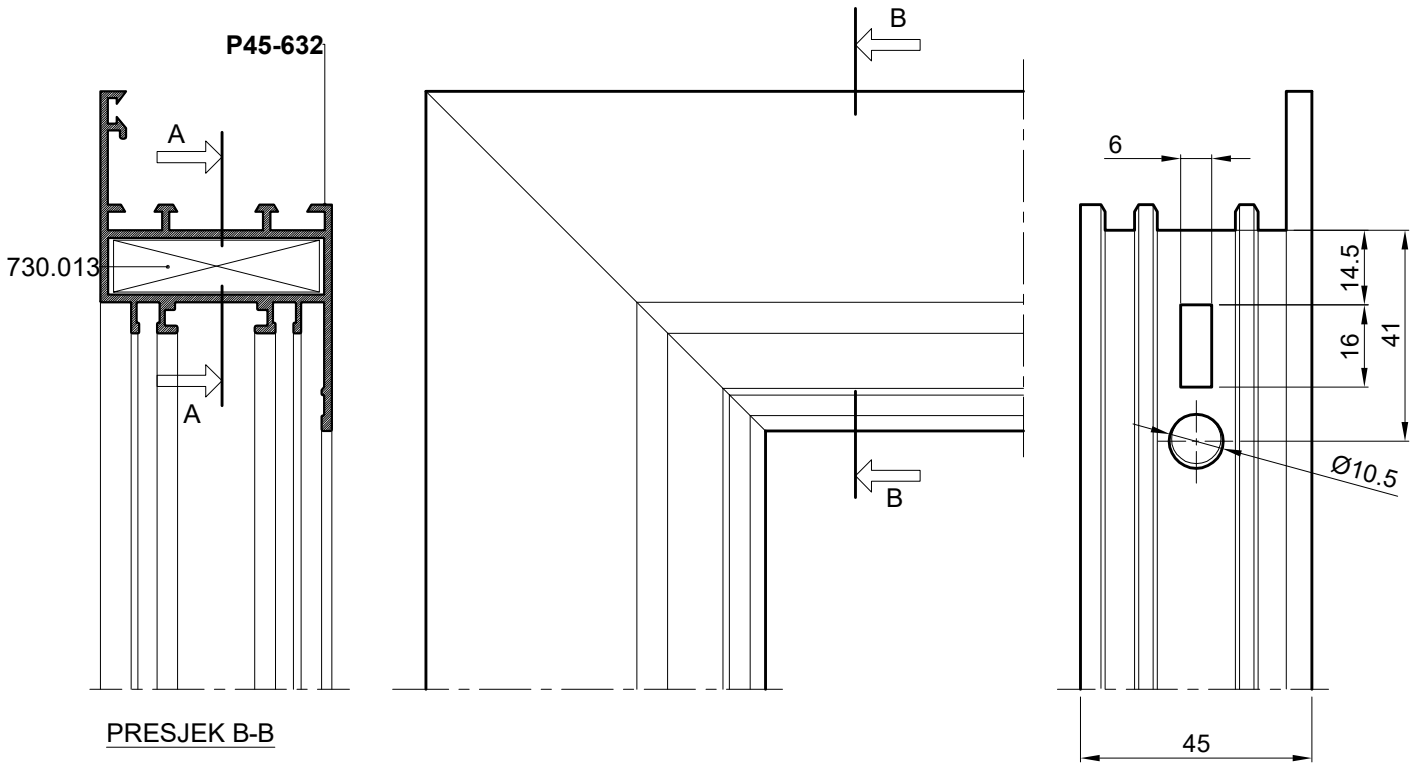
okvir od  
P45-630



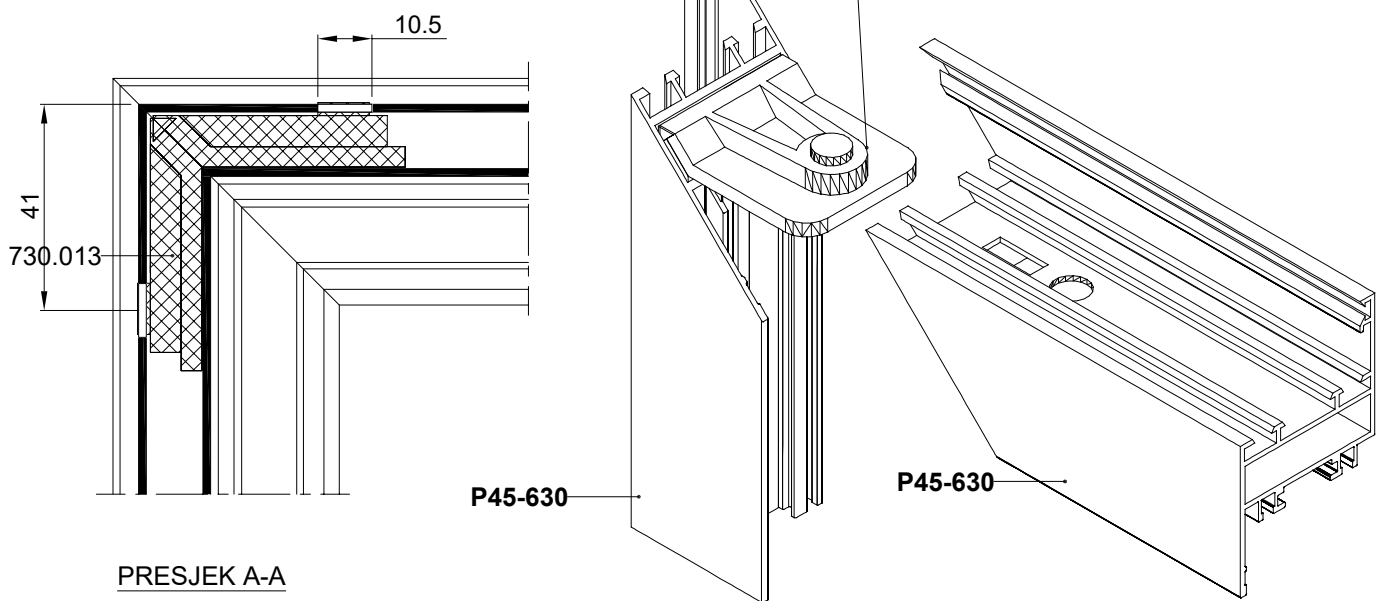
# Obrada i montaža /Grilja G45/



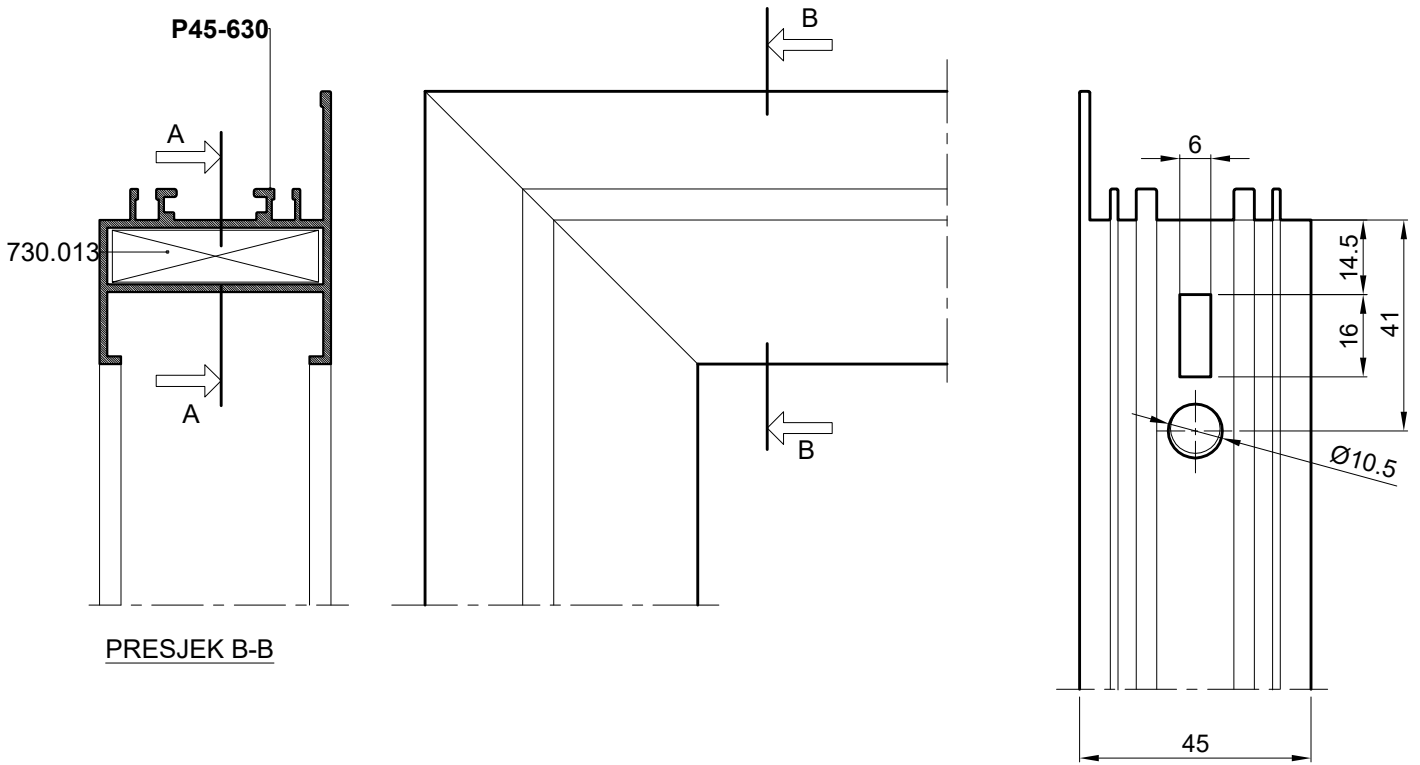
SPAJANJE PROFILA P45-632 KUTNIKOM 730.013



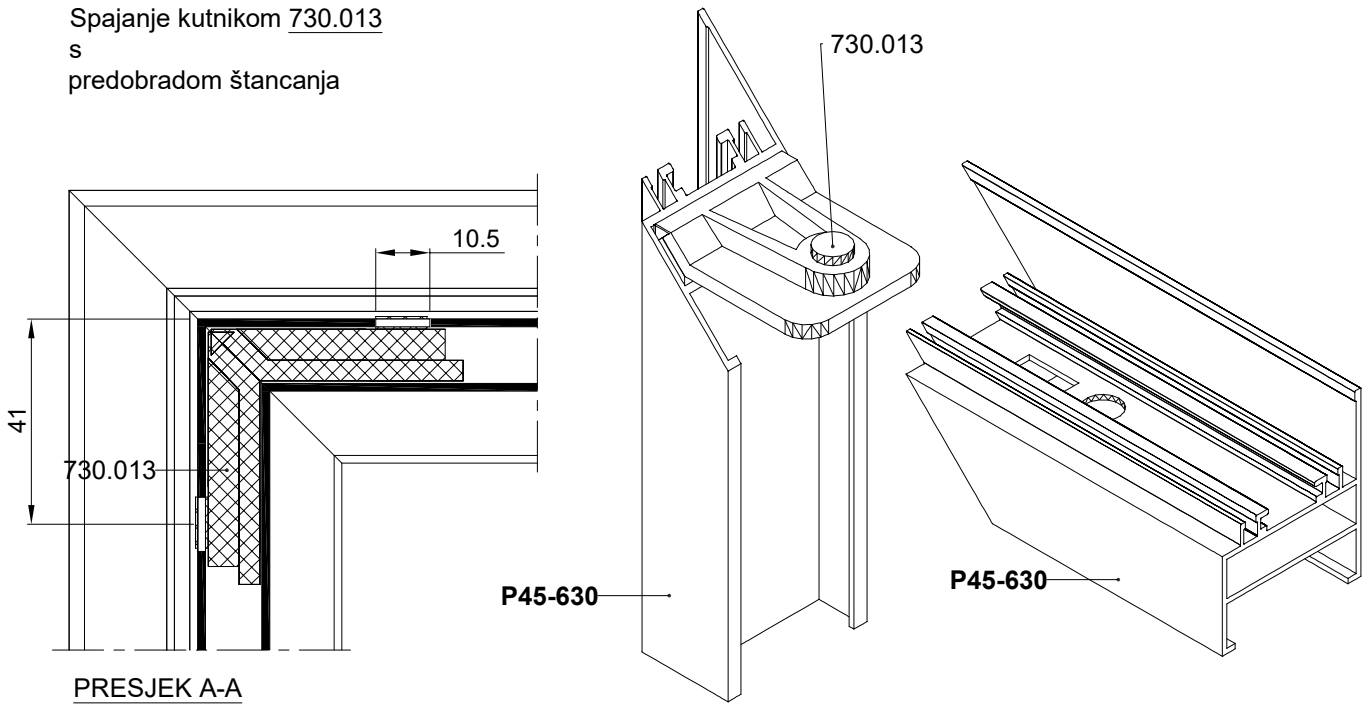
Spajanje kutnikom 730.013  
s  
predobradom štancanja



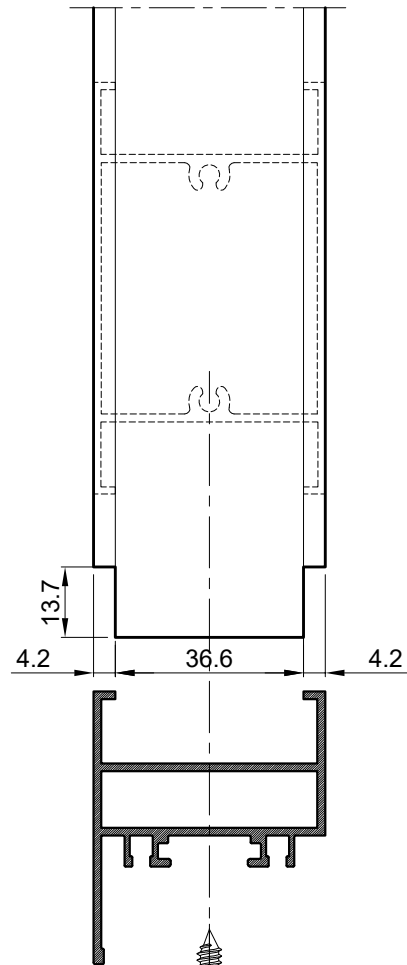
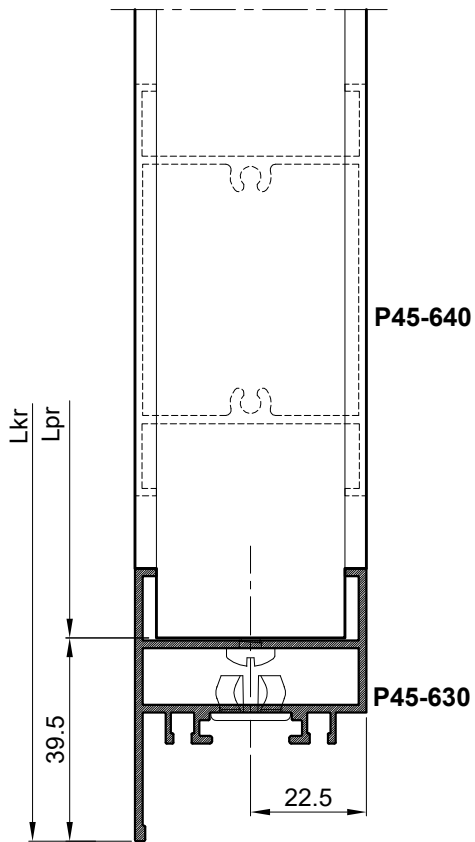
SPAJANJE PROFILA P45-630 KUTNIKOM 730.013



Spajanje kutnikom 730.013  
s  
predobradom štancanja

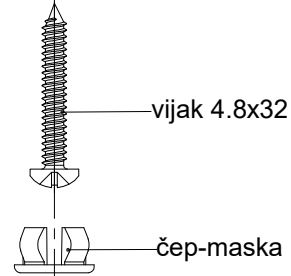


#### SPAJANJE PROFILA PREČKE VIJCIMA

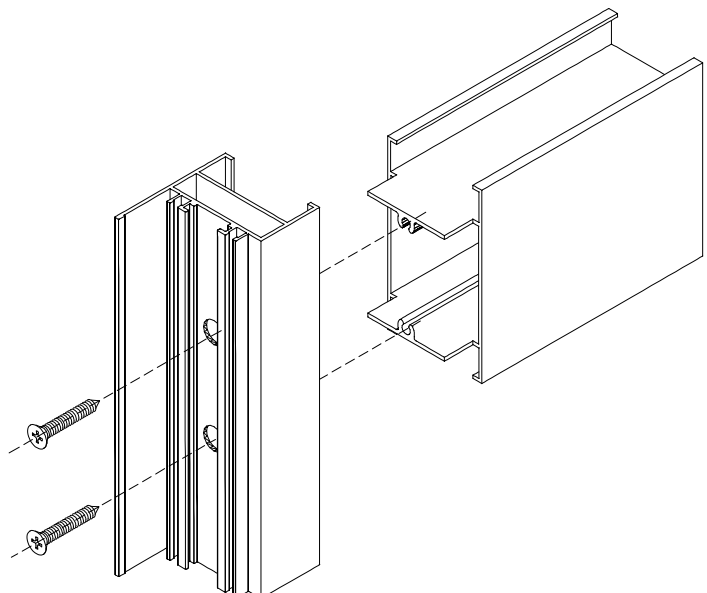
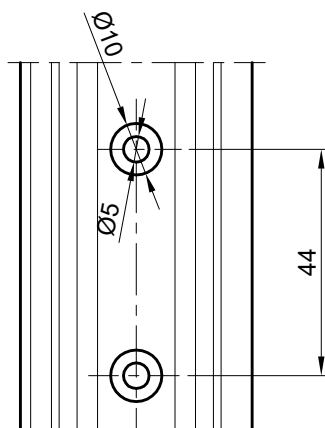
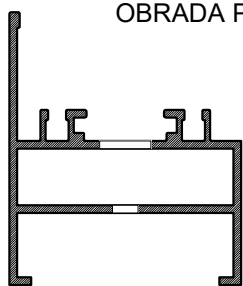


Mjera pilanja prečke:

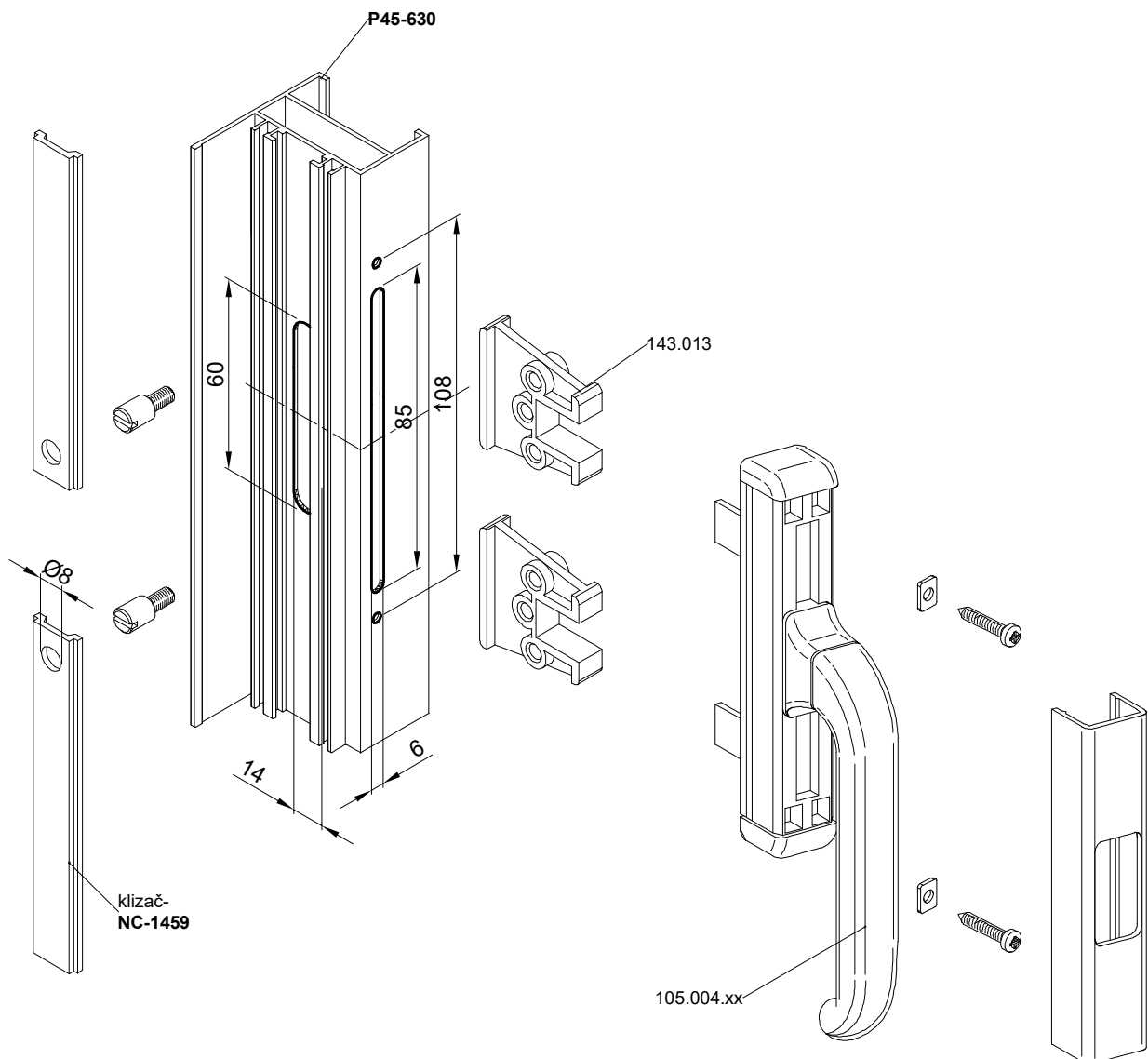
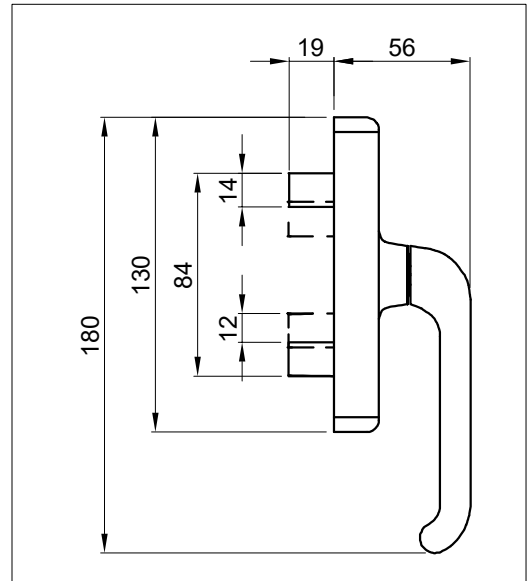
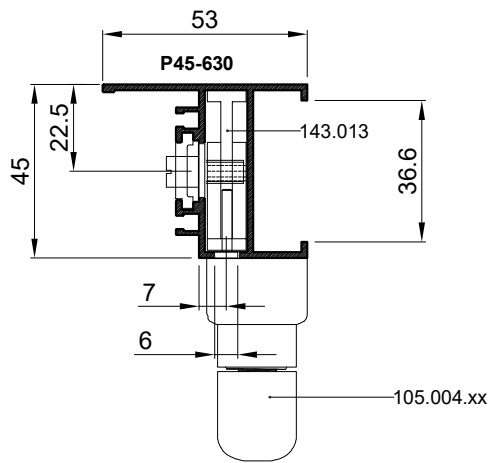
$$Lpr = Lkr - 79$$



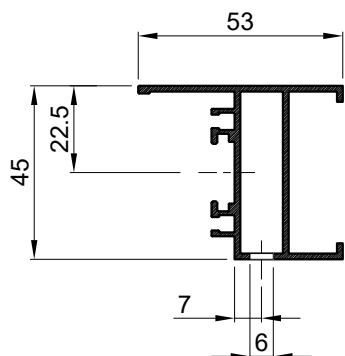
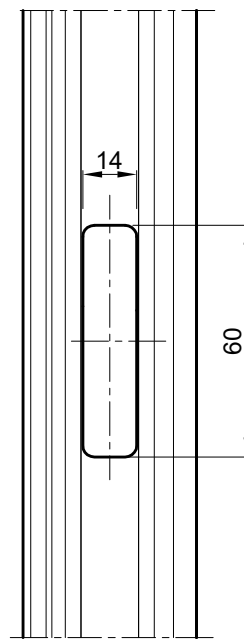
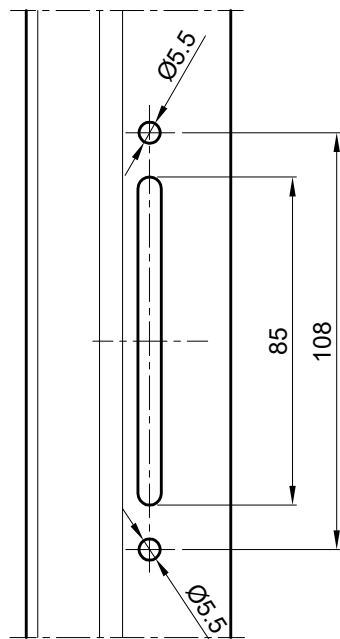
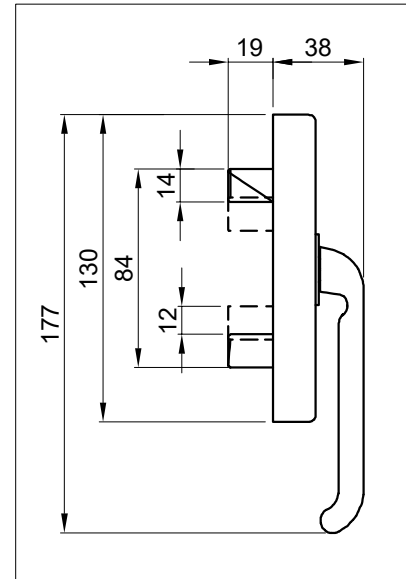
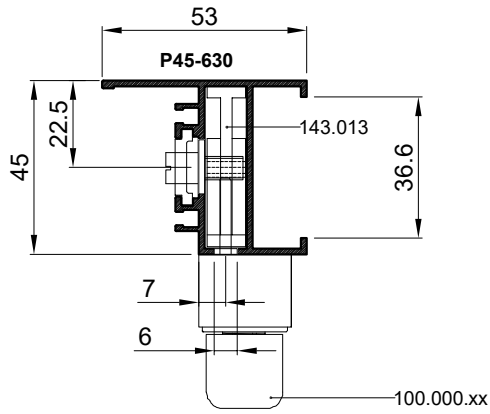
#### OBRADA PROFILA



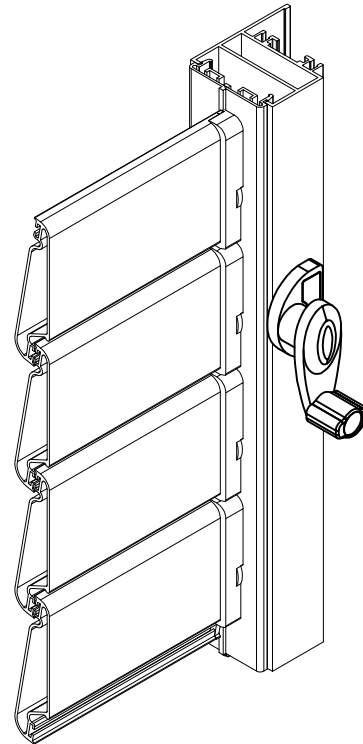
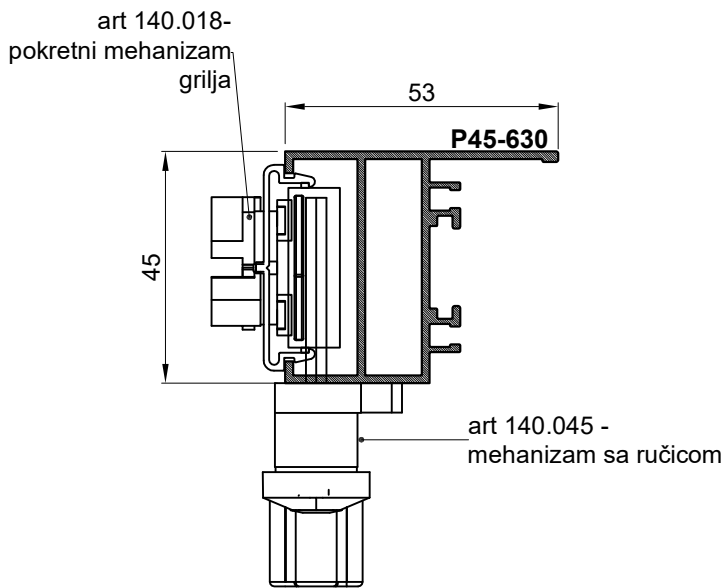
### UGRADNJA I OBRADA PROFILA ZA PROZORSKU RUČKU 105.004.xx S ELEMENTIMA POGONA KLIZAČA 143.013



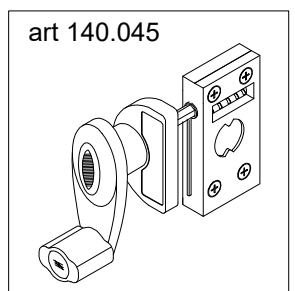
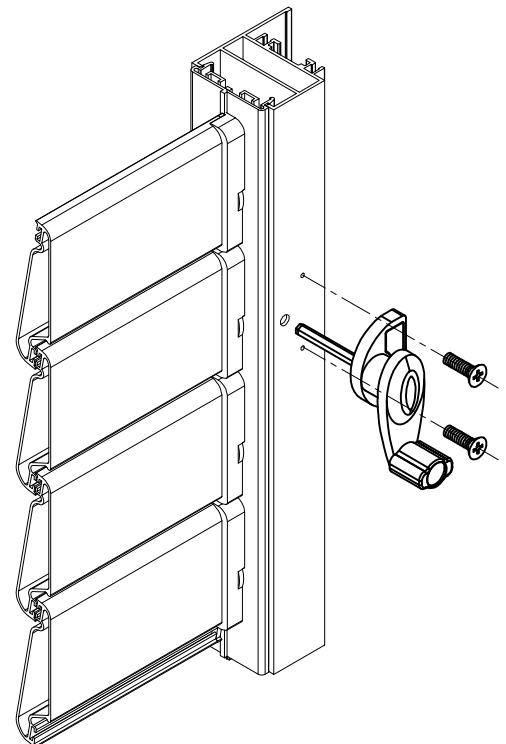
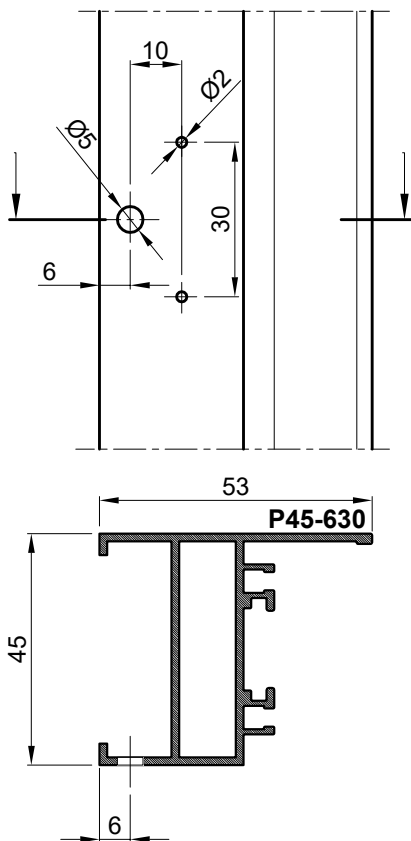
OBRADA PROFILA P45-630 ZA PROZORSKU RUČKU 100.000.xx SA art. 143.013



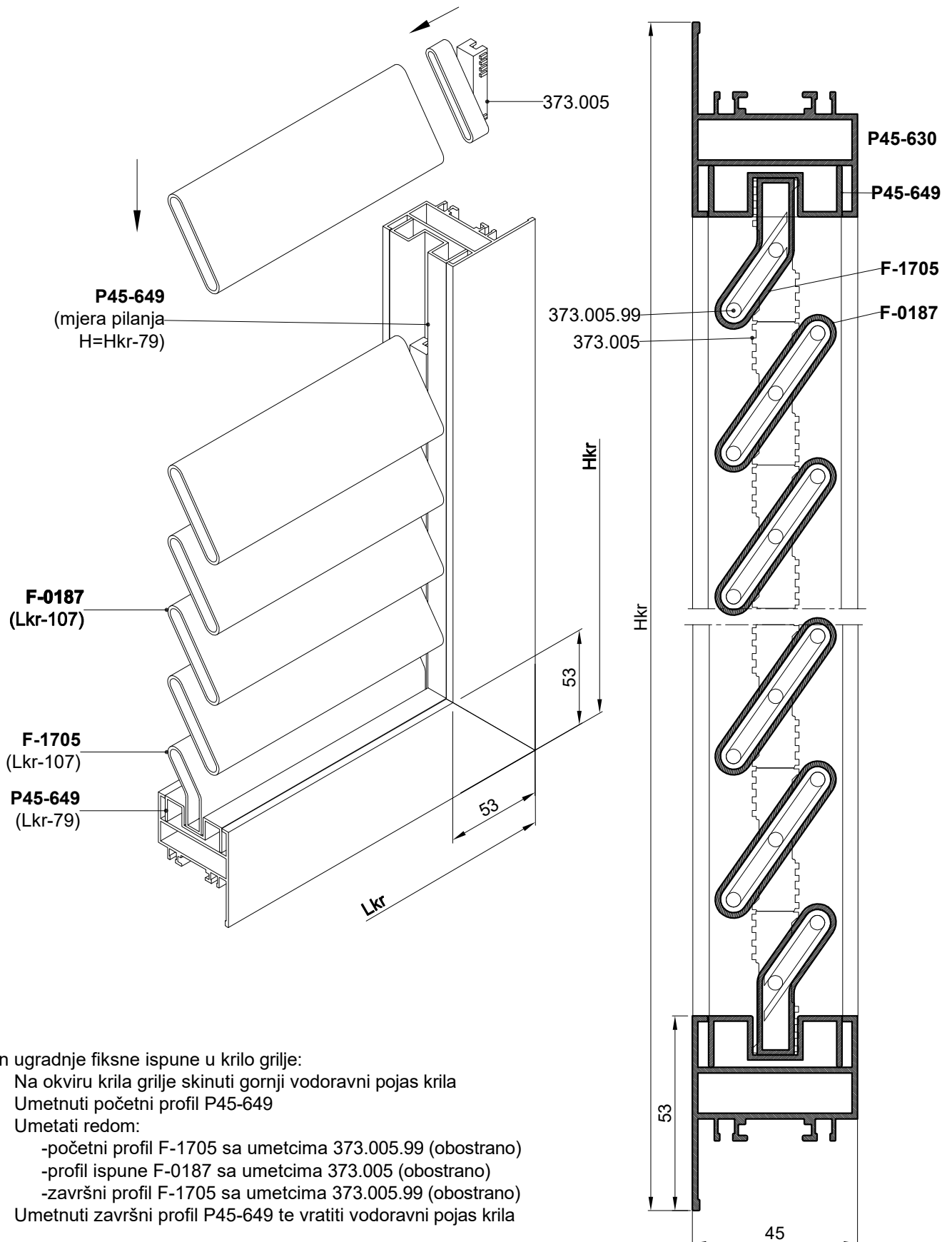
**UGRADNJA MEHANIZMA SA RUČICOM ( art.140.018) ZA POKRETANJE MAHANIZMA GRILJA (35 mm)**



OBRADA ZA UGRADNJU RUČICE



### UGRADNJA FIKSNE ISPUNE U KRILO GRILJE

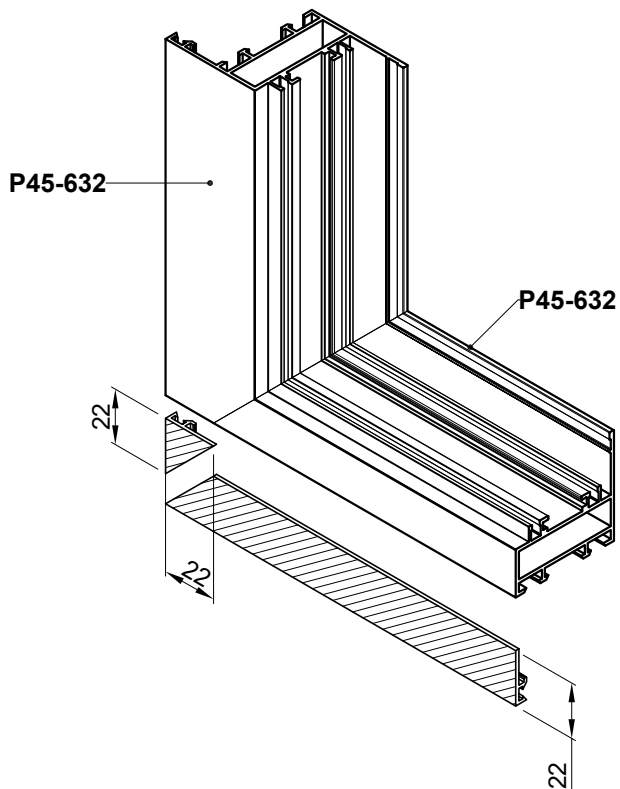
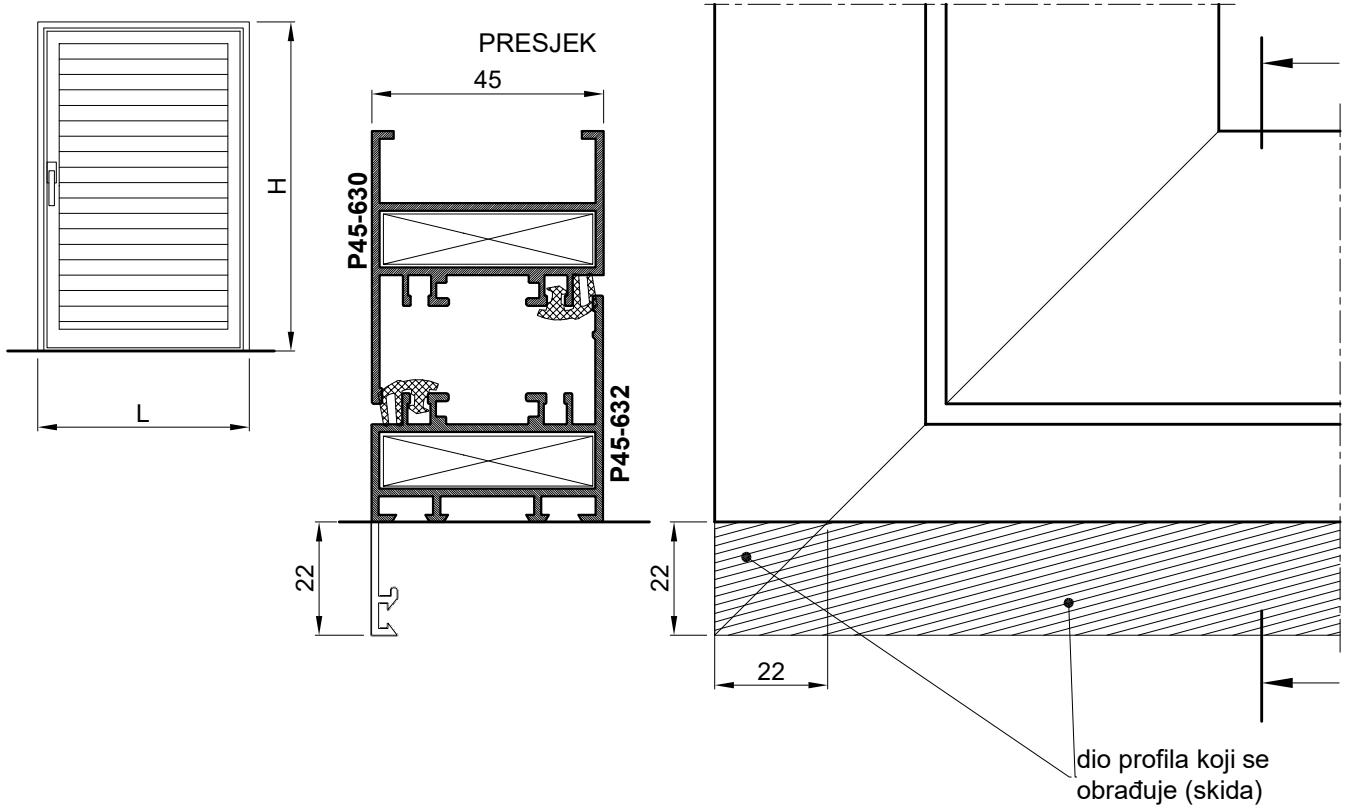


Način ugradnje fiksne ispune u krilo grilje:

1. Na okviru krila grilje skinuti gornji vodoravni pojas krila
2. Umetnuti početni profil P45-649
3. Umetati redom:
  - početni profil F-1705 sa umetcima 373.005.99 (obostrano)
  - profil ispune F-0187 sa umetcima 373.005 (obostrano)
  - završni profil F-1705 sa umetcima 373.005.99 (obostrano)
4. Umetnuti završni profil P45-649 te vratiti vodoravni pojas krila

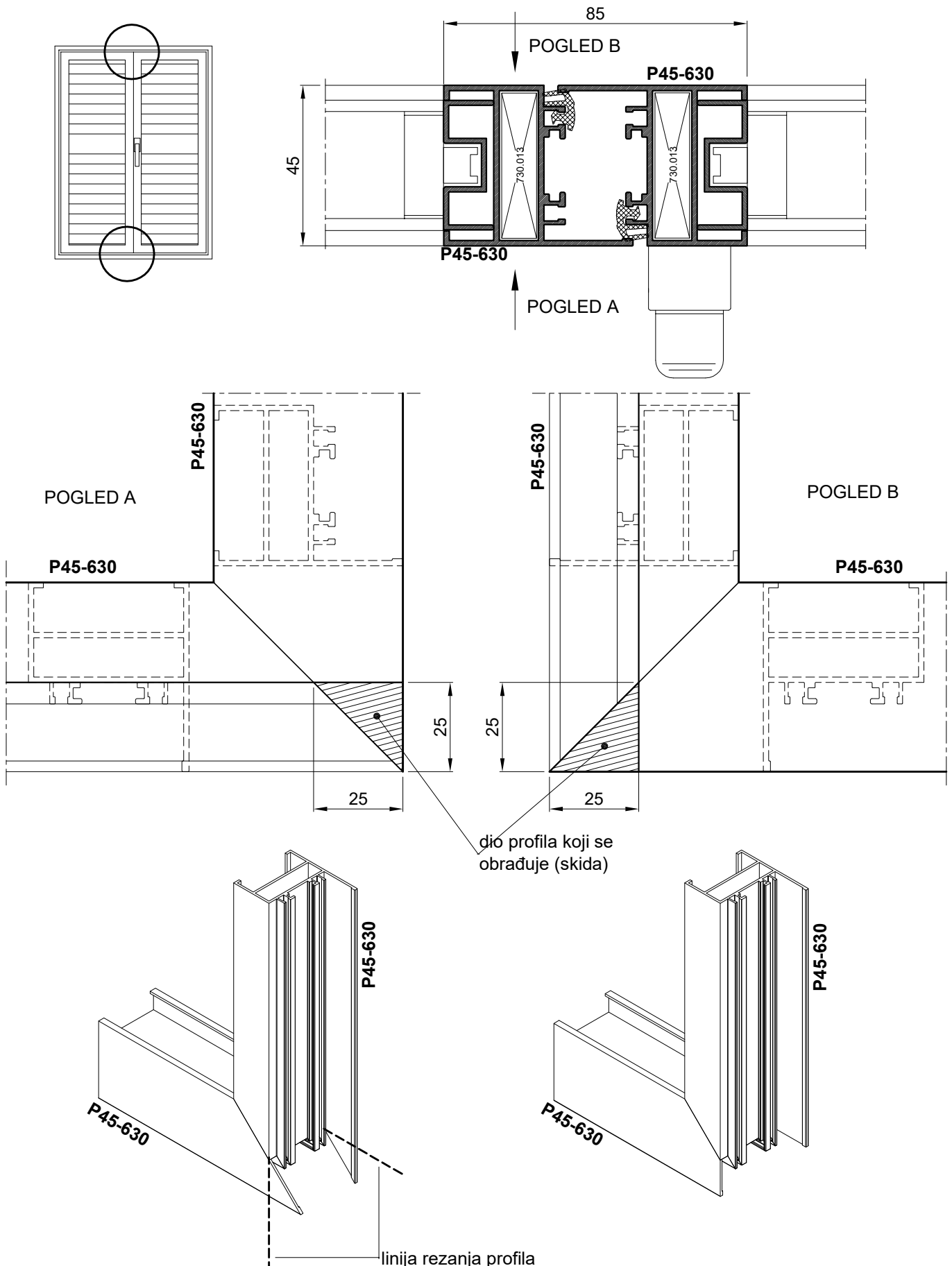
### DETALJ KOD UGRADNJE GRILJE NA PROZOR SA KLUPICOM

-Obrada donjeg vodoravnog pojasa rama - profil P45-632



### DETALJ KOD DVOKRILNE GRILJE

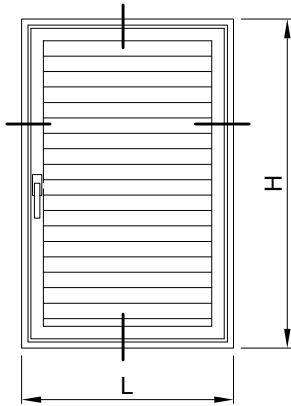
-Obrada donjeg i gornjeg vodoravnog pojasa te okomice pomoćnog krila - profil P45-630



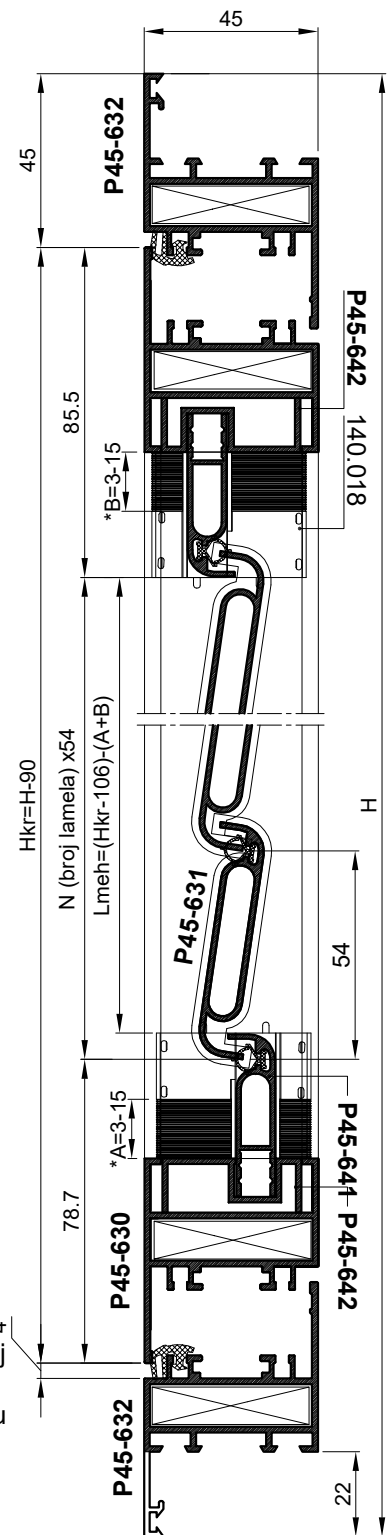


Rezne liste  
/Grilja G45/





Jednokrilna grilja s pokretnom ispunom P45-631



PROFILI		kom	mjera	pilanje
P45-632	vodoravnica okvira	2	L	45-45
P45-632	okomica okvira	2	H	45-45
P45-630	vodoravnica krila	2	Lkr=L-90	45-45
P45-630	okomica krila	2	Hkr=H-90	45-45
P45-631	lamela	N	Lkr-126	90-90
P45-641	početna lamela	2	Lkr-118	90-90
P45-642	lajsna	2	Lkr-80	90-90
NC-1459	klizač			90-90

OKOVI		kom	
730.013	kutnik	8	
110.007.xx	šarka	2 (za Hkr<1500 mm); 3(zaHkr>1500)	
100.001.xx	ručka	1	
143.013	vezni elementi ručke	1	
140.045	ručica za pokretanje lamela	Broj lamela N/10	
143.001	zapinjač	2	
143.003	jednostrani prihvat zapinjača	2	
140.019	mehanizam za lamele 35 mm	L+D	
370.066	pvc umetak poč. i zav. lamele	2 (par)	

BRTVE		kom	mjera
334.001	središnja brtva		2L+2H
344.014	brtva na spoju lamela	N+1	Lkr-125

Broj lamela (P45-631) je  $N = (Hkr-164) / 54$

Primjer:

Za mjeru krila Hkr=974 mm, broj lamela je 15 kom;  $N=(974-164) / 54 = 15$  kom

Za mjere visine krila veće ili manje od Hkr=974 za 54 mm, dodaje se ili oduzima broj lamela.

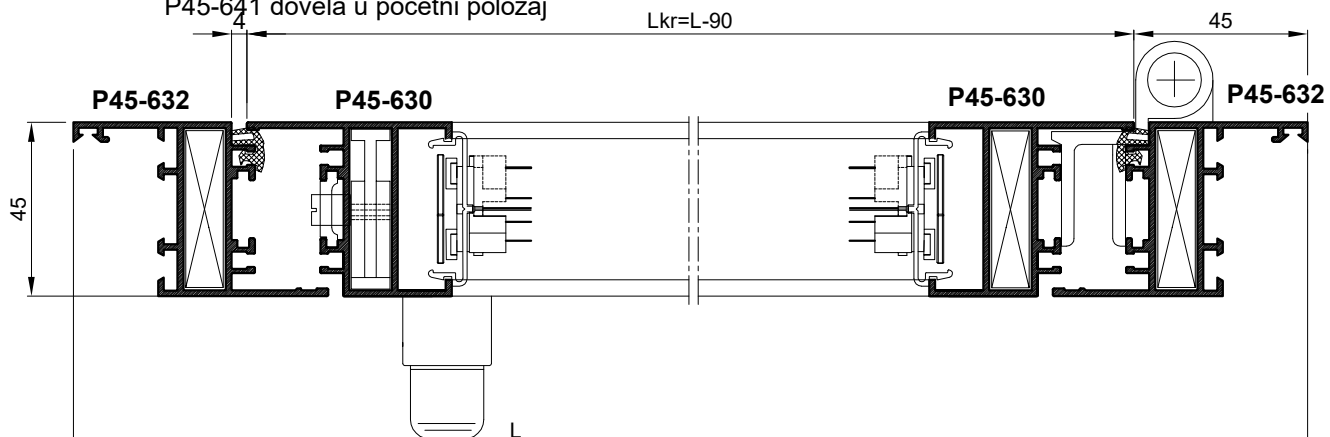
Za mjere visine krila koje odstupaju od ovih vrijednosti treba rezati početnu i završnu lamelu.

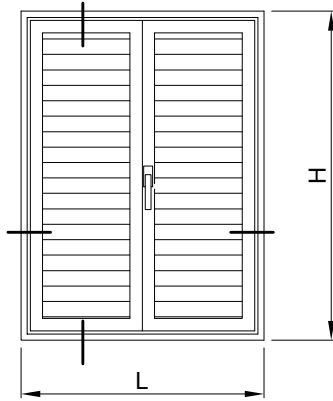
Napomena:

\*PVC umetak 370.066 odsijeći 12mm kako bi se početna lamela P45-641 dovela u početni položaj

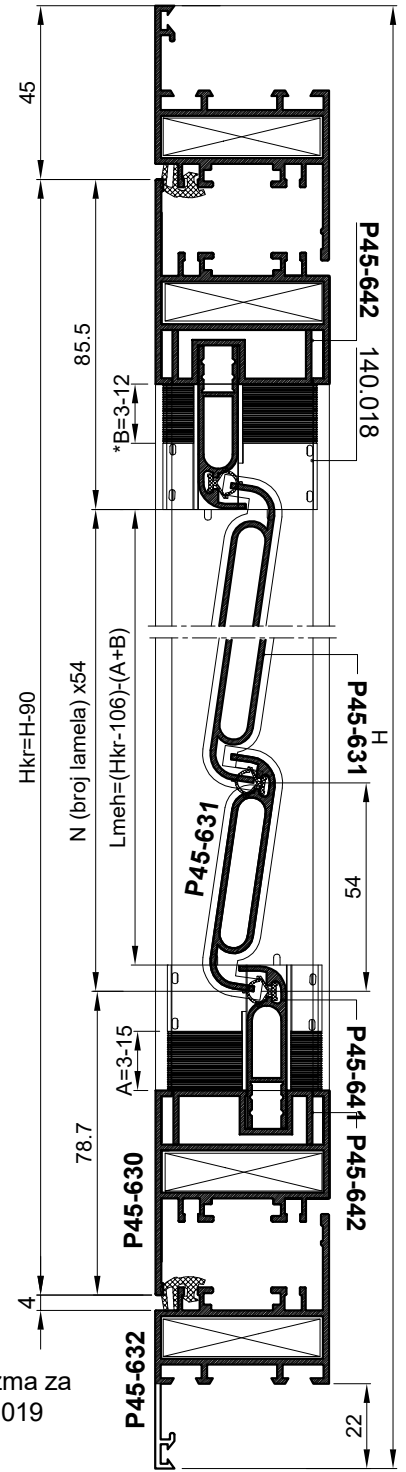
\*Mjera pilanja mehanizma za pokretanje lamela 140.019  
 $L_{meh}=(Hkr^*-140)-(A+B)$

Lkr=L-90





Dvokrilna grilja s pokretnom ispunom P45-631



PROFILI		kom	mjera	pilanje
P45-632	vodoravnica okvira	2	L	45-45
P45-632	okomica okvira	2	H	45-45
P45-630	vodoravnica krila	4	L/2-34.5	45-45
P45-630	okomica krila	4	H-90	45-45
P45-631	lamela-(12mm hod)	Nx2	Lkr-126	90-90
P45-641	početna lamela	4	Lkr-118	90-90
P45-642	lajsna	4	Lkr-80	90-90
NC-1459	klizač			90-90

OKOVI		kom	
730.013	kutnik	12	
110.007.xx	šarka	4 (za Hkr<1500 mm); 6(zaHkr>1500)	
100.001.xx	ručka	1	
143.013	vezni elementi ručke	1	
140.045	ručica za pokretanje lamela	Broj lamela (N/10)x2	
143.001	zapinjač	2	
143.002	fiksni zapinjač	2	
143.003	jednostrani prihvat zapinjača	4	
140.019	mehanizam za lamele	(L+D)x2	
370.066	pvc umetak poč. i zav. lamele	4 (par)	

BRTVE		kom	mjera
334.001	središnja brtva	2L+3H	
344.014	brtva na spoju lamela	(N+1)x2	Lkr-125

Broj lamela (P45-631) je  $N = (Hkr-164) / 54$

Primjer:

Za mjeru krila Hkr=974 mm, broj lamela je 15 kom;  $N=(974-164) / 54 = 15$  kom

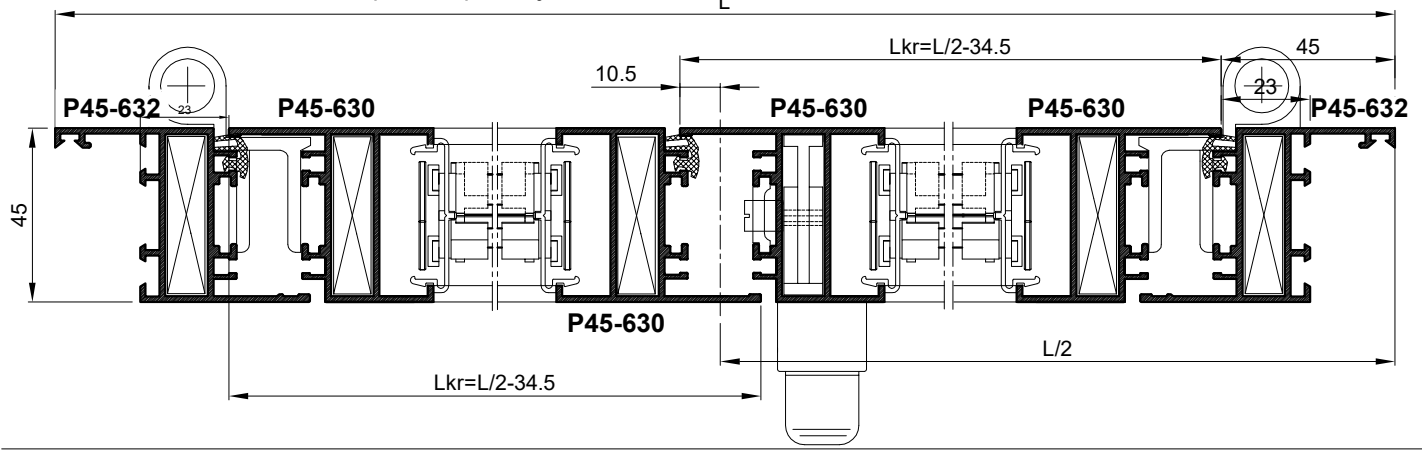
Za mjere visine krila veće ili manje od Hkr=974 za 54 mm, dodaje se ili oduzima broj lamela.

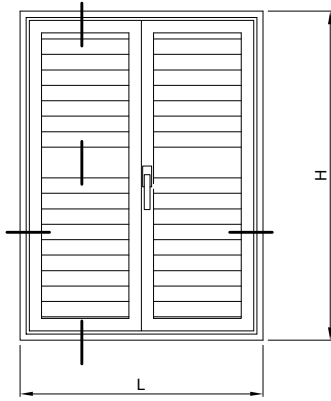
Za mjere visine krila koje odstupaju od ovih vrijednosti treba rezati početnu i završnu lamelu.

Napomena:

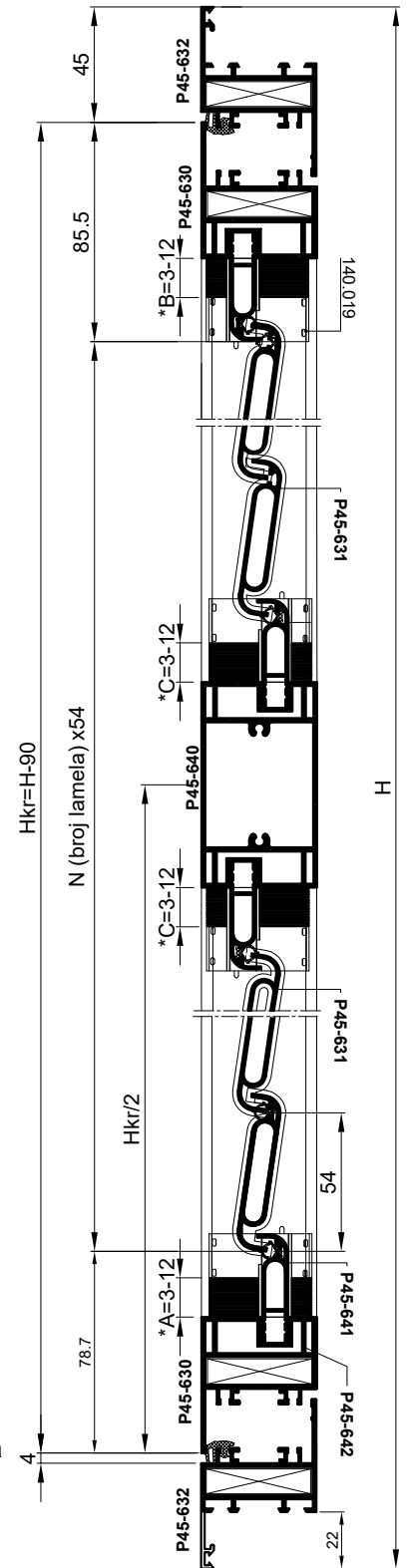
\*PVC umetak 370.066 odsijeći 12mm kako bi se početna lamela P45-641 dovela u početni položaj

\*Mjera pilanja mehanizma za pokretanje lamela 140.019  $L_{meh}=(Hkr^*-140)-(A+B)$





Dvokrilna grilja s  
prečkom  
i pokretnom ispunom  
P45-631



PROFILI		kom	mjera	planje
P45-632	vodoravnica okvira	2	L	45-45
P45-632	okomica okvira	2	H	45-45
P45-630	vodoravnica krila	4	L/2-34.5	45-45
P45-630	okomica krila	4	H-90	45-45
P45-631	lamela-(12mm hod)	Nx2	Lkr-126	90-90
P45-641	početna lamela	4	Lkr-118	90-90
P45-642	lajsna	4	Lkr-80	90-90
NC-1459	klizač			90-90
P45-640	prečka	2	Lpr=Lkr-79	90-90

OKOVI		kom	
730.013	kutnik	12	
110.007.xx	šarka	4 (za Hkr<1500 mm); 6(zaHkr>1500)	
100.001.xx	ručka	1	
143.013	vezni elementi ručke	1	
140.045	ručica za pokretanje lamela	Broj lamela (N/10)x2	
143.001	zapinjač	2	
143.002	fiksni zapinjač	2	
143.003	jednostrani prihvat zapinjača	4	
140.019	mehanizam za lamele	(L+D)x2	
370.066	pvc umetak poč. i zav. lamele	4 (par)	

BRTVE		kom	mjera
334.001	središnja brtva		2L+3H
344.014	brtva na spoju lamela	(N+1)x2	Lkr-125

Broj lamela (P45-631) je  $N = (Hkr-164) / 54$

Primjer:

Za mjeru krila Hkr=974 mm, broj lamela je 15 kom;  $N=(974-164) / 54 = 15$  kom

Za mjere visine krila veće ili manje od Hkr=974 za 54 mm, dodaje se ili oduzima broj lamela.

Za mjere visine krila koje odstupaju od ovih vrijednosti treba rezati početnu i završnu lamelu.

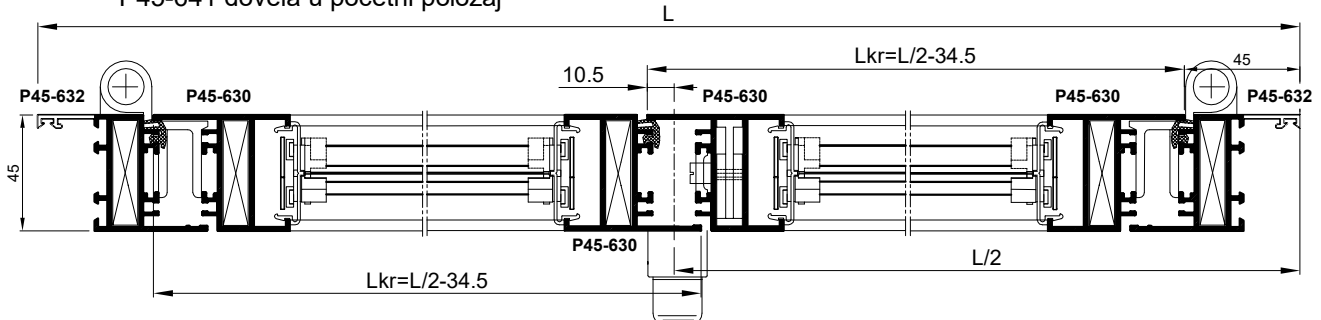
Napomena:

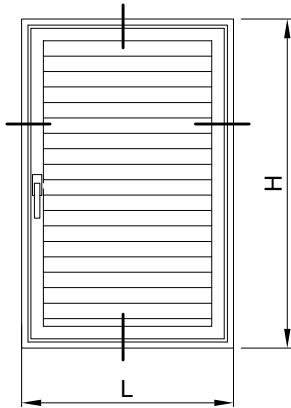
\*PVC umetak 370.066 odsijeći  
12mm kako bi se početna lamela  
P45-641 dovela u početni položaj

\*Mjera pilanja mehanizma za  
pokretanje lamela 140.019

$$L_{meh1} = \left(\frac{Hkr}{2} - 127\right) - (A+C)$$

$$L_{meh2} = \left(\frac{Hkr}{2} - 127\right) - (A+C)$$





Jednokrilna grilja s pokretnom ispunom D45-074

PROFILI		kom	mjera	pilanje
P45-632	vodoravnica okvira	2	L	45-45
P45-632	okomica okvira	2	H	45-45
P45-630	vodoravnica krila	2	Lkr=L-90	45-45
P45-630	okomica krila	2	Hkr=H-90	45-45
D45-074	lamela	N	Lkr=126	90-90
D45-075	početna lamela	2	Lkr=118	90-90
P45-649	lajsna	2	Lkr=80	90-90
NC-1459	klizač			90-90

OKOVI		kom	
730.013	kutnik	8	
110.007.xx	šarka	2 (za Hkr<1500 mm); 3(zaHkr>1500)	
100.001.xx	ručka	1	
143.013	vezni elementi ručke	1	
140.045	ručica za pokretanje lamela	Broj lamela N/10	
143.001	zapinjač	2	
143.003	jednostrani prihvat zapinjača	2	
140.018	mehanizam za lamele 35 mm	L+D	
370.073	pvc umetak poč. i zav. lamele	2 (par)	
370.074	pvc umetak poč. i zav. lamele	2 (par)	

BRTVE		kom	mjera
334.001	središnja brtva		2L+2H
344.014	brtva na spoju lamela	N+1	Lkr-125

Broj lamela (D45-074) je  $N = (Hkr-199) / 60$

Primjer:

Za mjeru krila Hkr=930 mm, broj lamela je 12 kom;  $N=(930-199) / 60 = 12$  kom

Za mjere visine krila veće ili manje od Hkr=930 za 60 mm, dodaje se ili oduzima broj lamela.

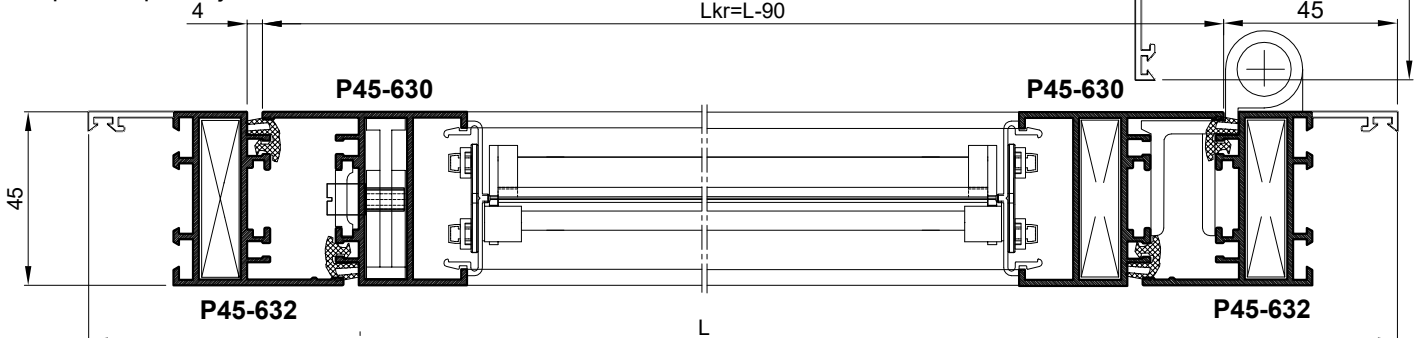
Za mjere visine krila koje odstupaju od ovih vrijednosti treba rezati početnu i završnu lamelu.

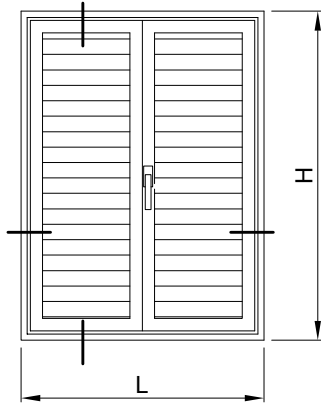
Napomena:

\*PVC umetak 370.073i 370.074 odsijeći 3mm kako bi se početna lamela D45-075 dovela u početni položaj

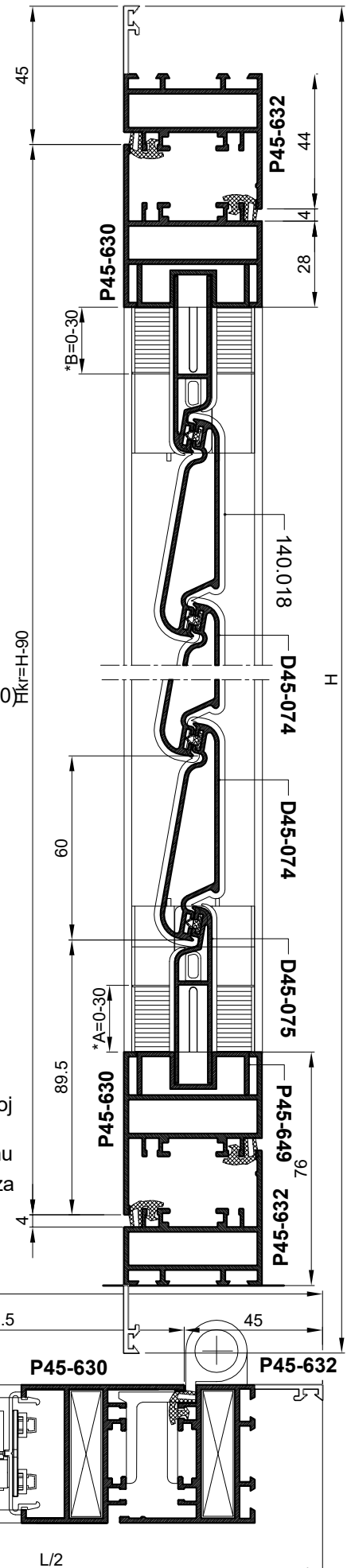
\*Mjera pilanja mehanizma za pokretanje lamela 140.018  
 $L_{meh}=(Hkr^*-154)-(A+B)$

Lkr=L-90





Dvokrilna grilja s pokretnom ispunom D45-074



PROFILI		kom	mjera	pilanje
P45-632	vodoravnica okvira	2	L	45-45
P45-632	okomica okvira	2	H	45-45
P45-630	vodoravnica krila	4	L/2-34.5	45-45
P45-630	okomica krila	4	H-90	45-45
D45-074	lamela	Nx2	Lkr-126	90-90
D45-075	početna lamela	4	Lkr-118	90-90
P45-649	lajsna	4	Lkr-80	90-90
NC-1459	klizač			90-90

OKOVI		kom	
730.013	kutnik	12	
110.007.xx	šarka	4 (za Hkr<1500 mm); 6(zaHkr>1500)	Hkr=H-90
100.001.xx	ručka	1	
143.013	vezni elementi ručke	1	
140.045	ručica za pokretanje lamela	Broj lamela (N/10)x2	
143.001	zapinjač	2	
143.002	fiksni zapinjač	2	
143.003	jednostrani prihvat zapinjača	4	
140.018	mehanizam za lamele	(L+D)x2	
370.073	pvc umetak poč. i zav. lamele	2 (par)	
370.074	pvc umetak poč. i zav. lamele	2 (par)	

BRTVE		kom	mjera
334.001	središnja brtva	2L+3H	
344.014	brtva na spoju lamela	(N+1)x2	Lkr-125

Broj lamela (D45-074) je  $N = (Hkr-199) / 60$

Primjer:

Za mjeru krila Hkr=930 mm, broj lamela je 12 kom;  $N=(930-199) / 60 = 12$  kom

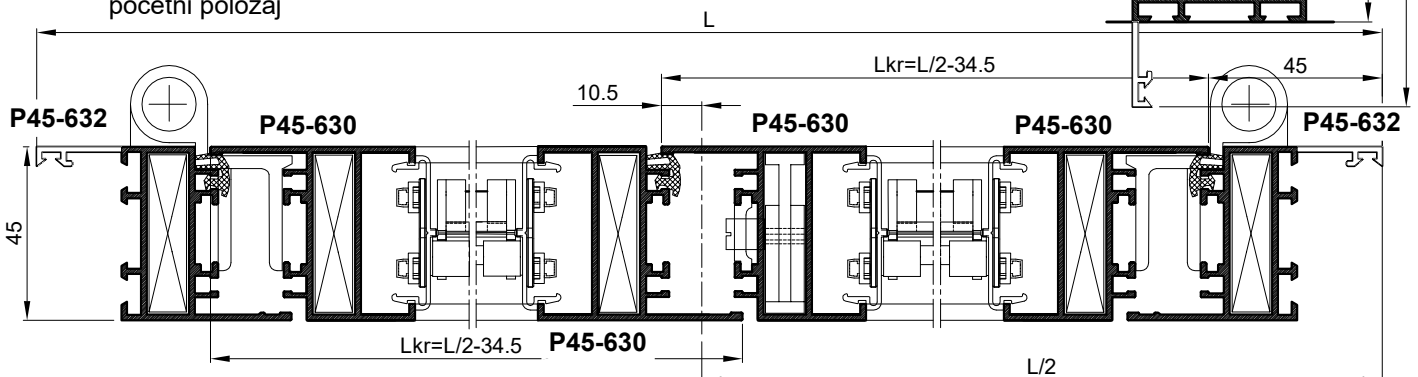
Za mjere visine krila veće ili manje od Hkr=930 za 60 mm, dodaje se ili oduzima broj lamela.

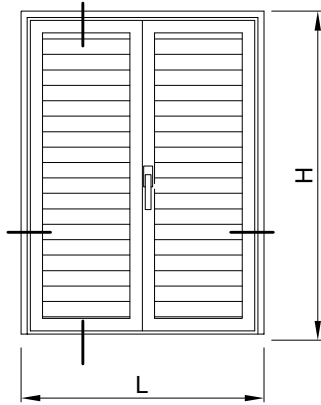
Za mjere visine krila koje odstupaju od ovih vrijednosti treba rezati početnu i završnu lamelu.

Napomena:

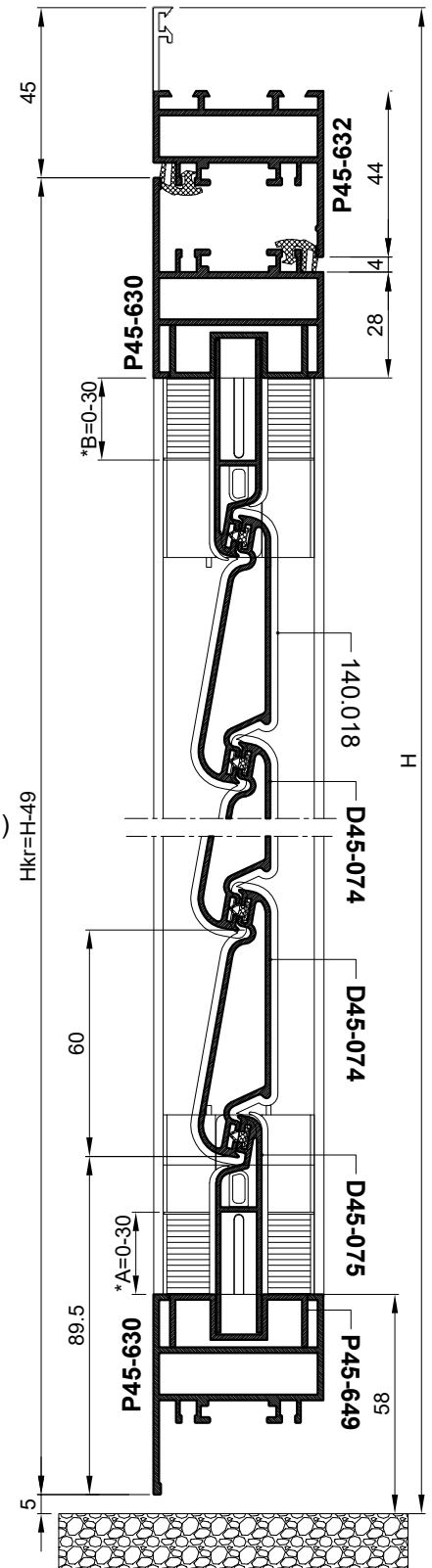
\*PVC umetak 370.073i 370.074 odsijeći 3mm kako bi se početna lamela D45-075 dovela u početni položaj

\*Mjera pilanja mehanizma za pokretanje lamela 140.018  
 $L_{meh}=(Hkr*-154)-(A+B)$





Dvokrilna grilja s  
pokretnom ispunom  
D45-074  
Izvedba bez donjeg  
pojasa rama



PROFILI		kom	mjera	pilanje
P45-632	vodoravnica okvira	1	L	45-45
P45-632	okomica okvira	2	H	45-90
P45-630	vodoravnica krila	4	L/2-34.5	45-45
P45-630	okomica krila	4	H-50	45-45
D45-074	lamela	Nx2	Lkr-126	90-90
D45-075	početna lamela	4	Lkr-118	90-90
P45-649	lajsna	4	Lkr-80	90-90
NC-1459	klizač			90-90

OKOVI		kom	
730.013	kutnik	12	
110.007.xx	šarka	4 (za Hkr<1500 mm); 6(zaHkr>1500)	
100.001.xx	ručka	1	
143.013	vezni elementi ručke	1	
140.045	ručica za pokretanje lamela	Broj lamela (N/10)x2	
143.001	zapinjač	2	
143.002	fiksni zapinjač	2	
143.003	jednostrani prihvat zapinjača	4	
140.018	mehanizam za lamele	(L+D)x2	
370.073	pvc umetak poč. i zav. lamele	2 (par)	
370.074	pvc umetak poč. i zav. lamele	2 (par)	

BRTVE		kom	mjera
334.001	središnja brtva		2L+3H
344.014	brtva na spoju lamela	(N+1)x2	Lkr-125

Broj lamela (D45-074) je  $N = (Hkr-199) / 60$

Primjer:

Za mjeru krila Hkr=930 mm, broj lamela je 12 kom;  $N=(930-199) / 60 = 12$  kom

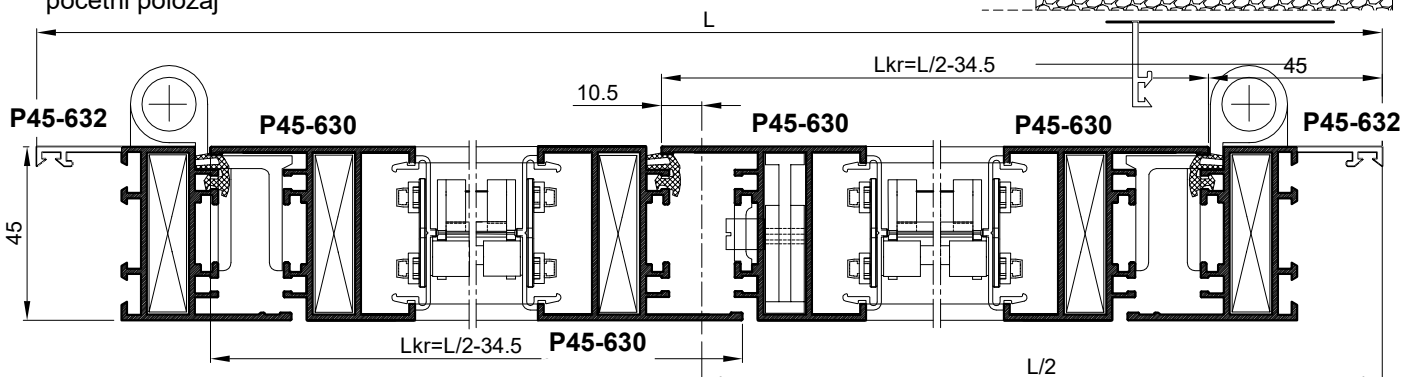
Za mjere visine krila veće ili manje od Hkr=930 za 60 mm, dodaje se ili oduzima broj lamela.

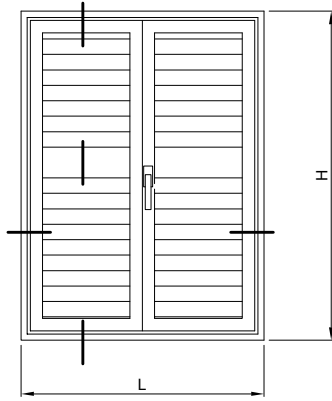
Za mjere visine krila koje odstupaju od ovih vrijednosti treba rezati početnu i završnu lamelu.

Napomena:

\*PVC umetak 370.073i 370.074 odsijeći 3mm kako bi se početna lamela D45-075 dovela u početni položaj

\*Mjera pilanja mehanizma za pokretanje lamela 140.018  
 $L_{meh}=(Hkr*-154)-(A+B)$





Dvokrilna grilja s  
prečkom  
i pokretnom ispunom  
D45-074

PROFILI		kom	mjera	pilanje
P45-632	vodoravnica okvira	2	L	45-45
P45-632	okomica okvira	2	H	45-45
P45-630	vodoravnica krila	4	L/2-34.5	45-45
P45-630	okomica krila	4	H-90	45-45
D45-074	lamela	Nx2	Lkr-126	90-90
D45-075	početna lamela	4	Lkr-118	90-90
P45-649	lajsna	4	Lkr-80	90-90
NC-1459	klizač			90-90
P45-640	prečka	2	Lpr=Lkr-79	90-90

OKOVI		kom	
730.013	kutnik	12	
110.007.xx	šarka	4 (za Hkr<1500 mm); 6(zaHkr>1500)	
100.001.xx	ručka	1	
143.013	vezni elementi ručke	1	
140.045	ručica za pokretanje lamela	Broj lamela (N/10)x2	
143.001	zapinjač	2	
143.002	fiksni zapinjač	2	
143.003	jednostrani prihvat zapinjača	4	
140.018	mehanizam za lamele	(L+D)x2	
370.066	pvc umetak poč. i zav. lamele	4 (par)	

BRTVE		kom	mjera
334.001	središnja brtva		2L+3H
344.014	brtva na spoju lamela	(N+1)x2	Lkr-125

Broj lamela (D45-074) je  $N = (Hkr-385) / 60$

Primjer:

Za mjeru krila Hkr=994 mm, broj lamela je 10 kom;  $N=(994-385) / 60 = 10$  kom

Za mjere visine krila veće ili manje od Hkr=994 za 60 mm, dodaje se ili oduzima broj lamela.

Za mjere visine krila koje odstupaju od ovih vrijednosti treba rezati početnu i završnu lamelu.

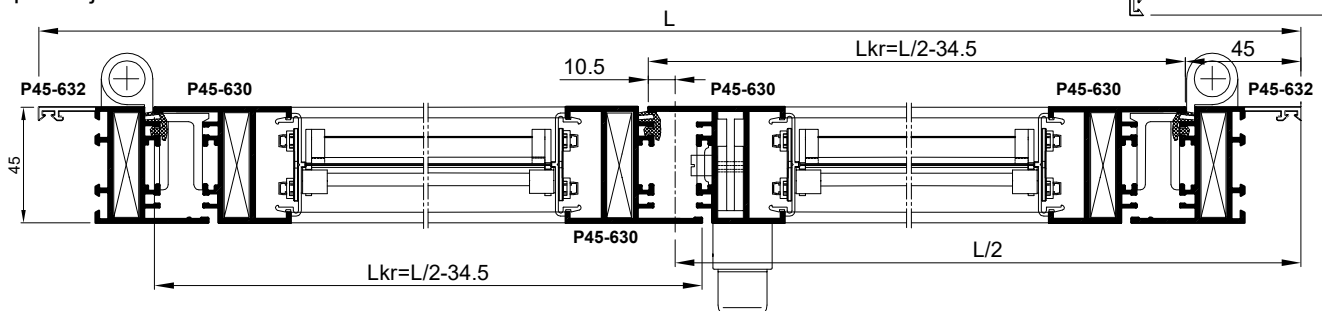
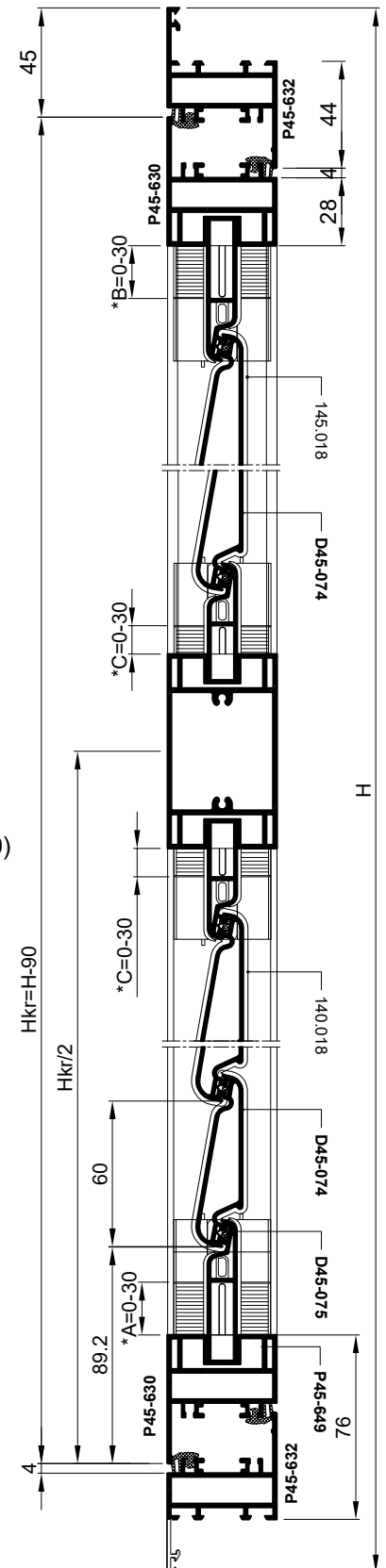
Napomena:

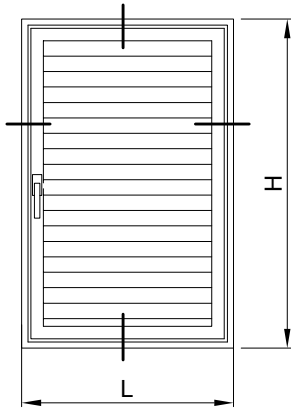
\*PVC umetak 370.073 i 370.074 odsijeći 3mm kako bi se početna lamela D45-075 dovela u početni položaj

\*Mjera pilanja mehanizma za pokretanje lamela 140.018

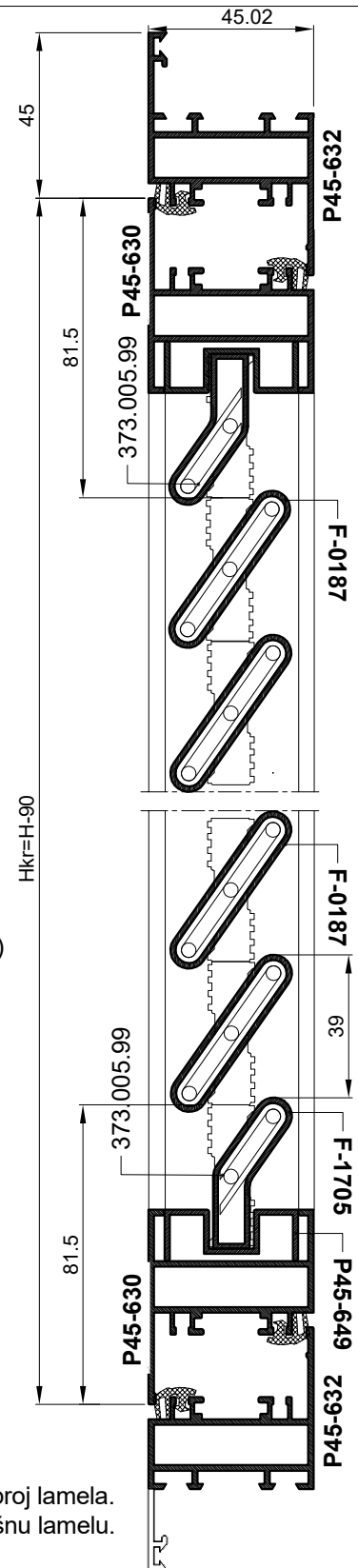
$$L_{meh1} = \left(\frac{Hkr}{2} - 141\right) - (A+C)$$

$$L_{meh2} = \left(\frac{Hkr}{2} - 141\right) - (B+C)$$





Jednokrilna grilja s  
fiksnom ispunom  
F-1705



PROFILI		kom	mjera	pilanje
P45-632	vodoravnica okvira	2	L	45-45
P45-632	okomica okvira	2	H	45-45
P45-630	vodoravnica krila	2	Lkr=L-90	45-45
P45-630	okomica krila	2	Hkr=H-90	45-45
F-0187	lamela	N	Lkr-106	90-90
F-1705	početna lamela	2	Lkr-106	90-90
P45-649	lajsna	2	Lkr-80	90-90
NC-1459	klizač			90-90

OKOVI		kom	
730.013	kutnik	8	
110.007.xx	šarka	2 (za Hkr<1500 mm); 3(zaHkr>1500)	
100.001.xx	ručka	1	
143.013	vezni elementi ručke	1	
143.001	zapinjač	2	
143.003	jednostrani prihvat zapinjača	2	
373.005.99	pvc umetak poč. i zav. lamele	2 (par)	
373.005	pvc umetak za lamele	Nx2	

BRTVE		kom	mjera
334.001	središnja brtva		2L+2H
344.014	brtva na spoju lamela	N+1	Lkr-125

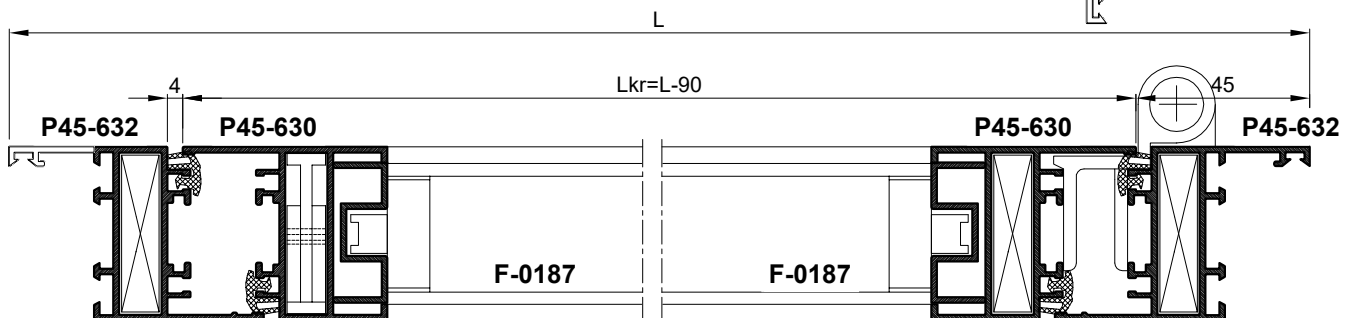
Broj lamela (F-1705) je  $N = (Hkr-163) / 39$

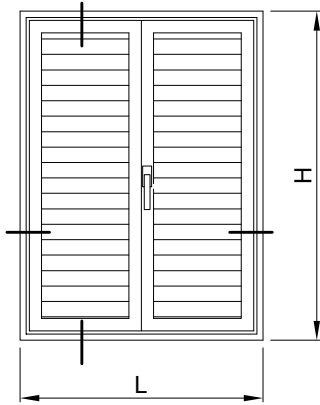
Primjer:

Za mjeru krila Hkr=982 mm, broj lamela je 21 kom;  $N=(982-163) / 39 = 21$  kom

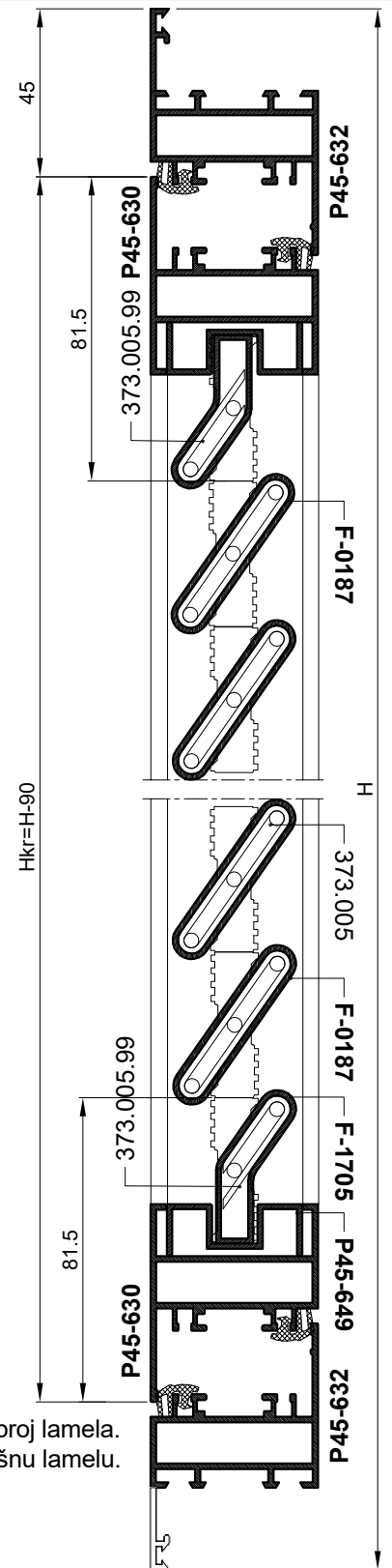
Za mjere visine krila veće ili manje od Hkr=982 za 39 mm, dodaje se ili oduzima broj lamela.

Za mjere visine krila koje odstupaju od ovih vrijednosti treba rezati početnu i završnu lamelu.





Dvokrilna grilja s fiksnom ispunom F-1705



PROFILI		kom	mjera	pilanje
P45-632	vodoravnica okvira	2	L	45-45
P45-632	okomica okvira	2	H	45-45
P45-630	vodoravnica krila	4	L/2-34.5	45-45
P45-630	okomica krila	4	H-90	45-45
F-0187	lamela	Nx2	Lkr-106	90-90
F-1705	početna lamela	4	Lkr-106	90-90
P45-649	lajsna	4	Lkr-80	90-90
NC-1459	klizač			90-90

OKOVI		kom	
730.013	kutnik	12	
110.007.xx	šarka	4 (za Hkr<1500 mm); 6(zaHkr>1500)	
100.001.xx	ručka	1	
143.013	vezni elementi ručke	1	
143.001	zapinjač	2	
143.002	fiksni zapinjač	2	
143.003	jednostrani prihvat zapinjača	4	
373.005.99	pvc umetak poč. i zav. lamele 2 (par)		
373.005	pvc umetak za lamele	Nx2	

BRTVE		kom	mjera
334.001	središnja brtva		2L+3H
344.014	brtva na spoju lamela	(N+1)x2	Lkr-125

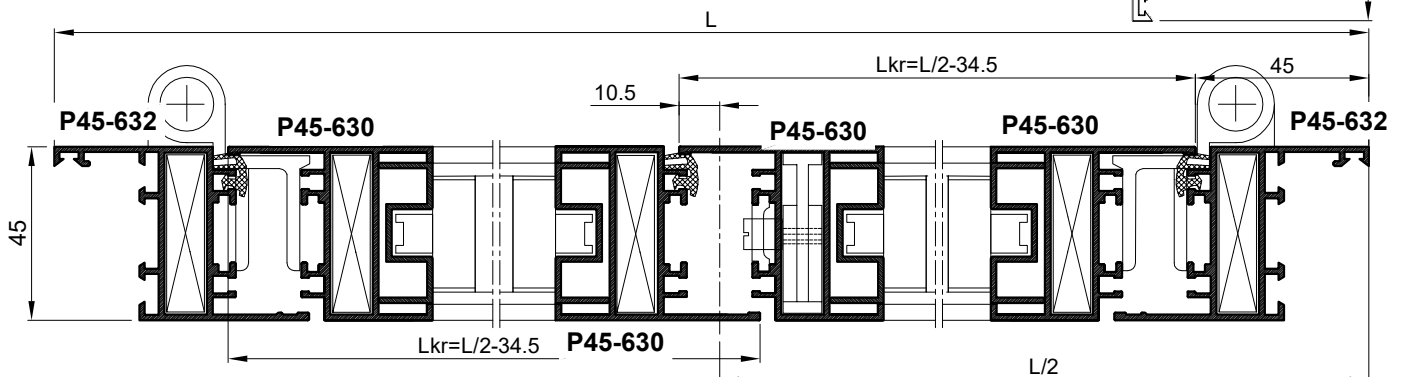
Broj lamela (F-1705) je  $N = (Hkr-163) / 39$

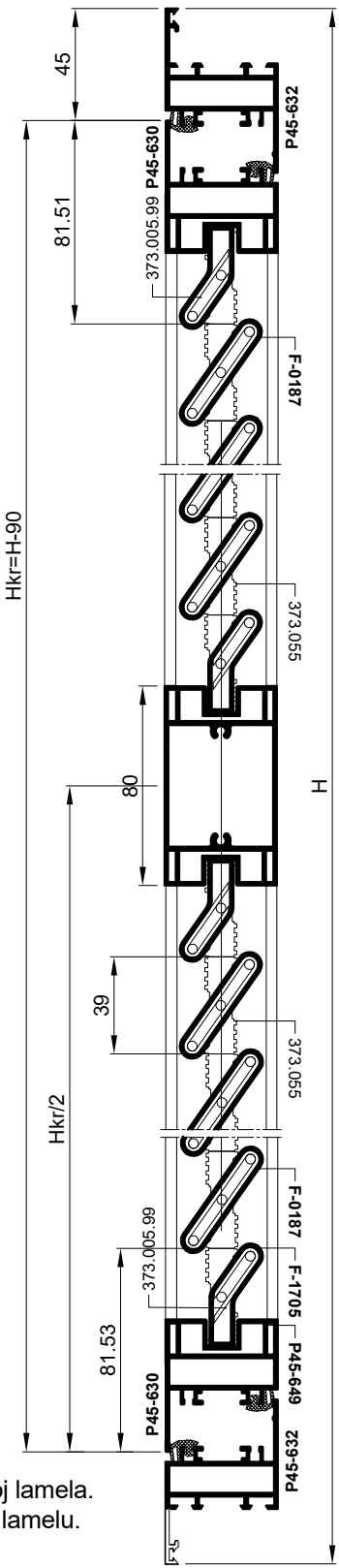
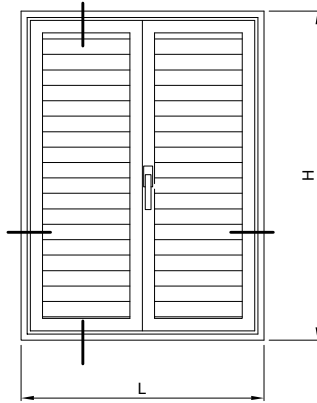
Primjer:

Za mjeru krila Hkr=982 mm, broj lamela je 21 kom;  $N=(982-163) / 39 = 21$  kom

Za mjere visine krila veće ili manje od Hkr=982 za 39 mm, dodaje se ili oduzima broj lamela.

Za mjere visine krila koje odstupaju od ovih vrijednosti treba rezati početnu i završnu lamelu.





PROFILI		kom	mjera	pilanje
P45-632	vodoravnica okvira	2	L	45-45
P45-632	okomica okvira	2	H	45-45
P45-630	vodoravnica krila	4	L/2-34.5	45-45
P45-630	okomica krila	4	H-90	45-45
F-0187	lamela	Nx2	Lkr-106	90-90
F-1705	početna lamela	4	Lkr-106	90-90
P45-649	lajsna	4	Lkr-80	90-90
NC-1459	klizač			90-90

OKOVI		kom
730.013	kutnik	12
110.007.xx	šarka	4 (za Hkr<1500 mm); 6(zaHkr>1500)
100.001.xx	ručka	1
143.013	vezni elementi ručke	1
143.001	zapinjač	2
143.002	fiksni zapinjač	2
143.003	jednostrani prihvat zapinjača	4
373.005.99	pvc umetak poč. i zav. lamele	2 (par)
373.005	pvc umetak za lamele	Nx2

BRTVE		kom	mjera
334.001	središnja brtva		2L+3H
344.014	brtva na spoju lamela	(N+1)x2	Lkr-125

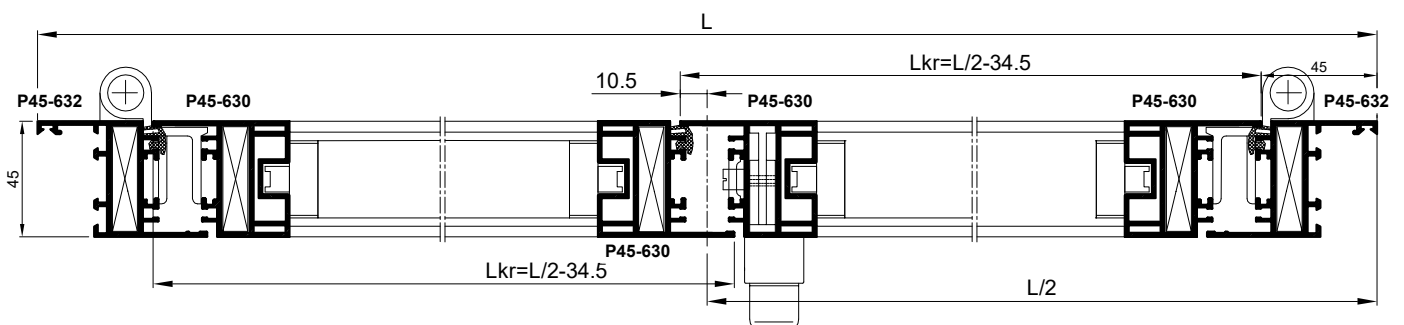
Broj lamela (F-1705) je  $N = (Hkr-163) / 39$

Primjer:

Za mjeru krila Hkr=1002 mm, broj lamela je 18 kom;  $N=(1002-300) / 39 = 18$  kom

Za mjere visine krila veće ili manje od Hkr=1002 za 39 mm, dodaje se ili oduzima broj lamela.

Za mjere visine krila koje odstupaju od ovih vrijednosti treba rezati početnu i završnu lamelu.





# FEAL



Skenirajte QR kod i registrirajte se na [partner.feal.ba](https://partner.feal.ba)

*Scan the QR code and register on [partner.feal.ba](https://partner.feal.ba)*

## GRILJE FEAL

Svibanj 2021. / May 2021

FEAL d.o.o.  
Trnska cesta 146  
88220 Široki Brijeg  
Bosna i Hercegovina  
Tel. +387 39 704-269; 705-807; 705-636  
Fax. +387 39 704-358  
[info@feal.ba](mailto:info@feal.ba)  
[www.feal.ba](http://www.feal.ba)