

# FEAL



## PERGOLE

FIKSNE PERGOLE  
*FIXED PERGOLAS*



**SADRŽAJ-CONTENT**

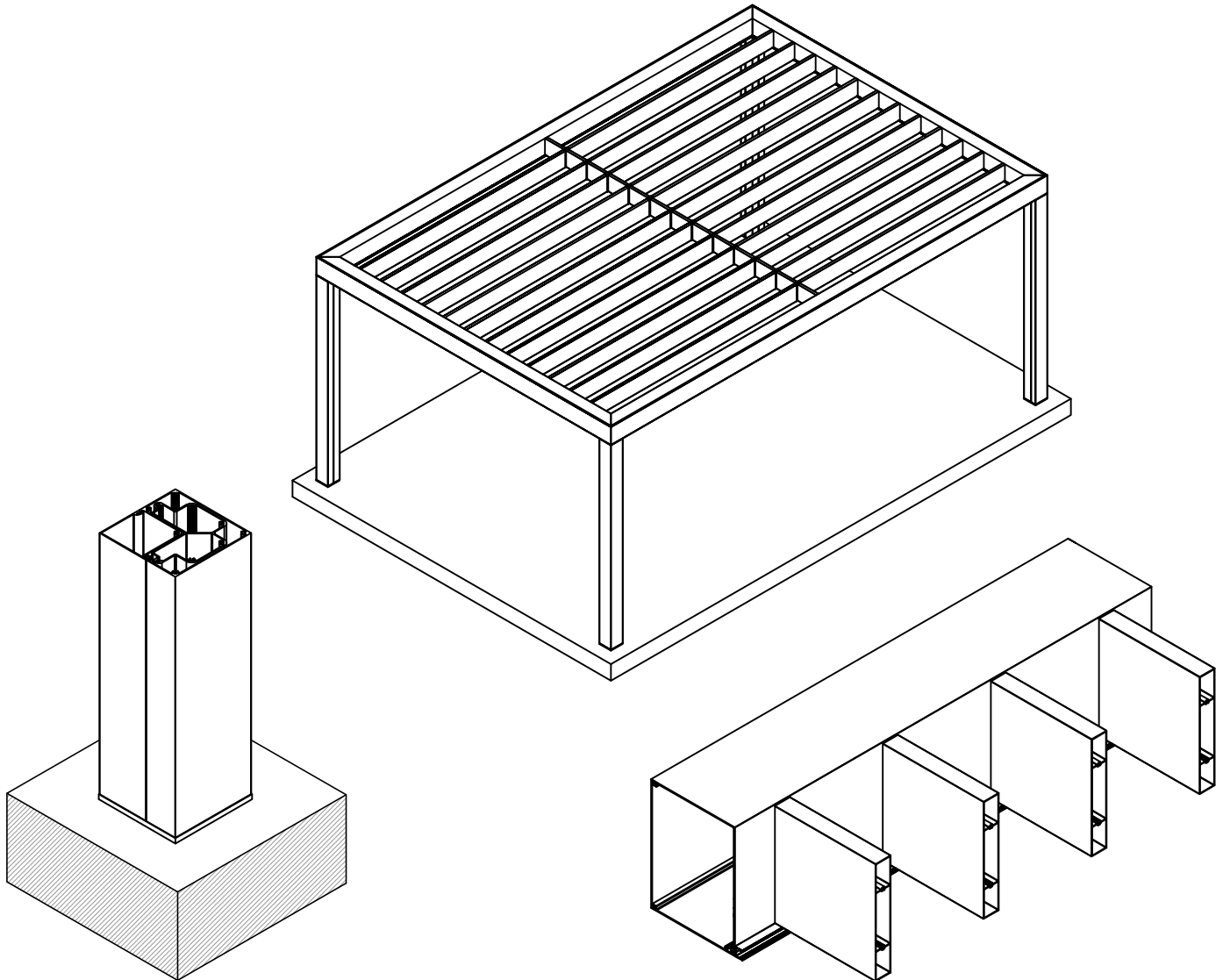
01	ZNAČAJKE SISTEMA	608.01.000
01	SYSTEM CHARACTERISTICS	608.01.000
02	ISPITIVANJA I CERTIFIKATI	608.02.000
02	TESTINGS AND CERTIFICATES	608.02.000
03	PROFILI	608.03.000
03	PROFILES	608.03.000
04	VEZNI ELEMENTI	608.04.000
04	CONNECTION ELEMENTS	608.04.000
05	PVC ELEMENTI	608.05.000
05	PVC ELEMENTS	608.05.000
08	DODACI	608.08.000
08	ACCESSORIES	608.08.000
10	PRESJECI	608.10.000
10	CROSS SECTION	608.10.000
11	OBRADA I MONTAŽA	608.11.000
11	PROCESSING AND MONTAGE	608.11.000



# Značajke sistema

## System characteristics



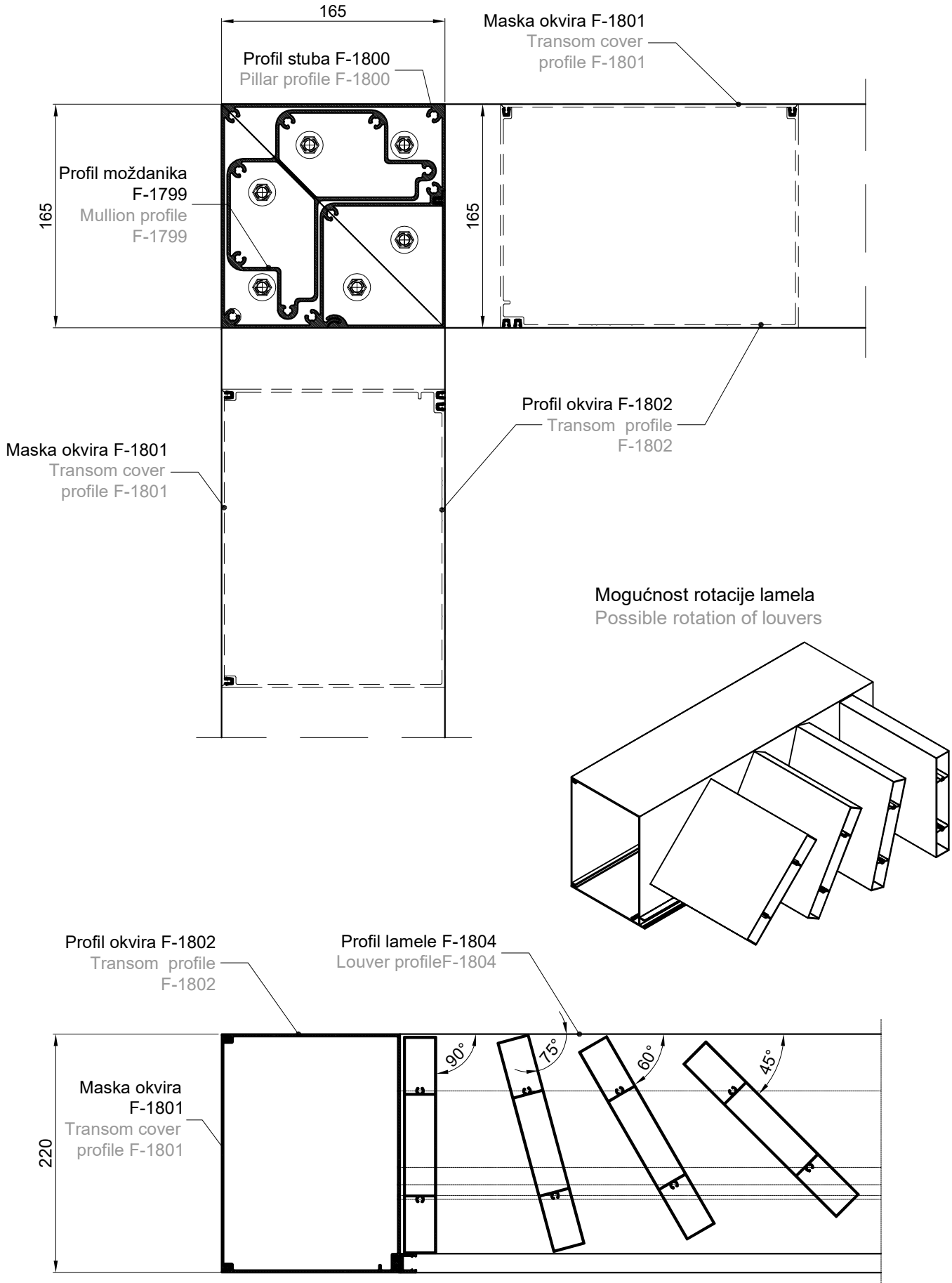


Sistem Pergola prvenstveno se koristi kao zaštita od sunca na otvorenim površinama. Modularni koncept nudi različita tehnološka rješenja kao što su nevidljivi spojevi, utor za led rasvjetu itd. čvrsta konstrukcija omogućuje visoku otpornost na vjetar i max dimenzije do 6x6x3m. Izrađena od laganih i jednostavnih profila, omogućuje različite izvedbene tipologije. Također je omogućena ugradnja različitih sjenila kao i kliznih stijena tipa FEAL FR-18.

The Pergola system is primarily used as sun protection in open areas. The modular concept offers various technological solutions such as invisible joints, slot for LED lighting, etc. The solid construction allows high wind resistance and max dimensions up to 6x6x3m. Made of light and simple profiles, it allows different performance typologies. Installation is also enabled various blinds as well as sliding walls type FEAL FR-18.

#### Karakteristike sistema:

-dubina okvira.....	220 mm
-frame depth.....	220 mm
-dubina ispune.....	do 200 mm
-infill depth.....	do 200 mm
-osnovni materijal.....	EN AW-6060
-material basic.....	EN AW-6060
-površinska obrada.....	DIN 17611
-surface treatment.....	DIN 17611
-kontrola kvalitete.....	DIN EN ISO 9001
-quality control.....	DIN EN ISO 9001

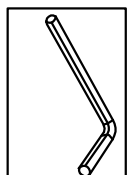




Beton  
Concrete



Silikonirati  
Silicone



Imbus ključ  
Allen key



Pilanje  
Sawing



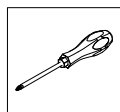
Izrezati skalpelom  
Cut with scalpel



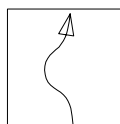
Obrada na glodalici  
Processing on mill



Vidljiva površina al profila  
Visible profile surface



Zaviti vijke  
Tighten the screws



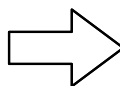
Ventiliranje  
Ventilation



Kapjevine  
Liquids



Vanjska strana kliznih vrata  
The outside of the sliding door

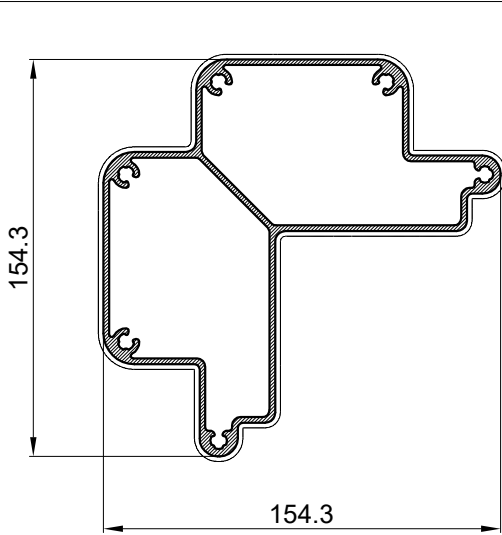


Klizno krilo  
Sliding sash

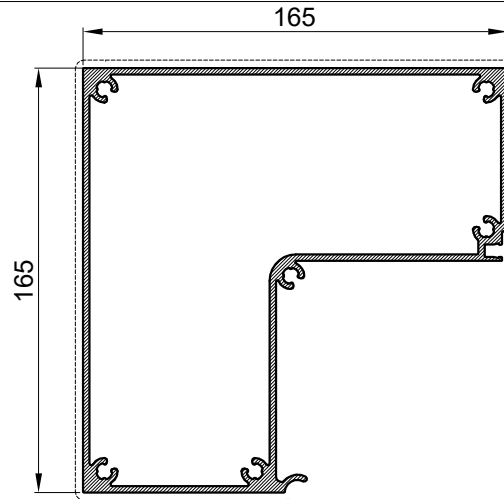


# Profili Profiles

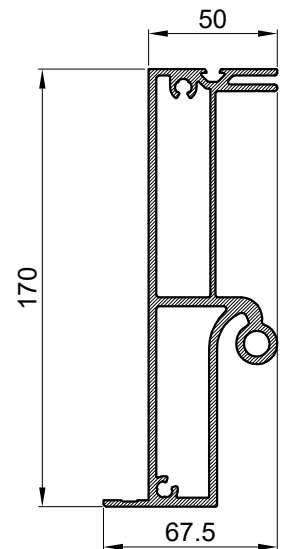




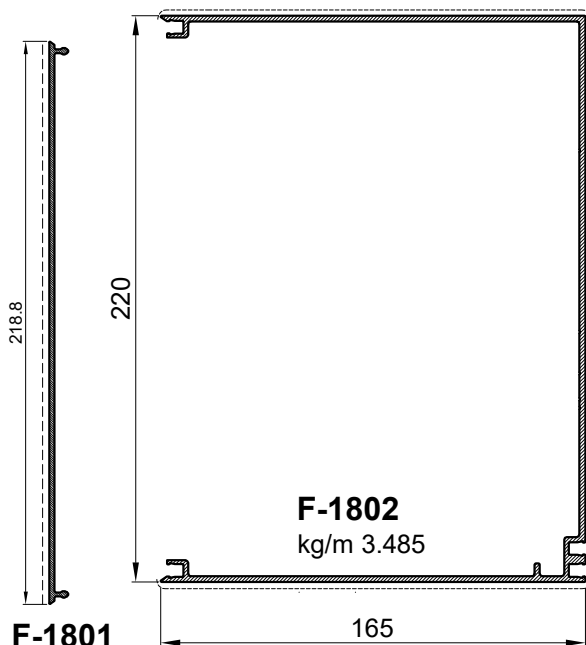
**F-1799**  
kg/m 4.44



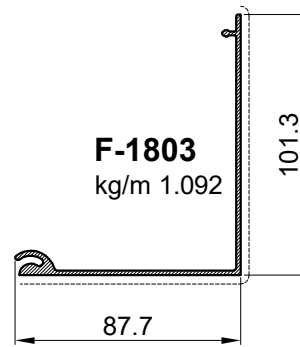
**F-1800**  
kg/m 5.35



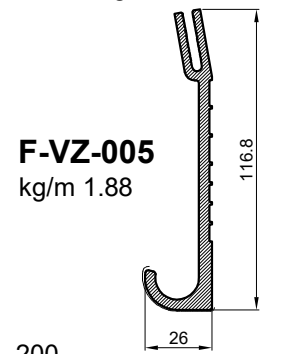
**F-VZ-010**  
kg/m 4.32



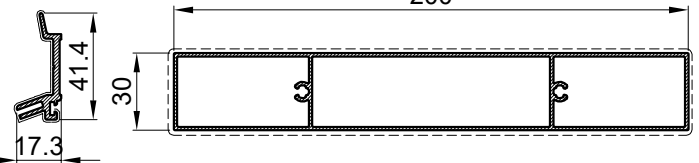
**F-1801**  
kg/m 1.23



**F-1803**  
kg/m 1.092

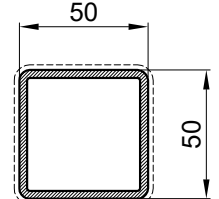


**F-VZ-005**  
kg/m 1.88

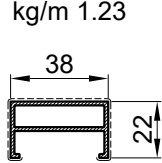


**F-VZ-006**  
kg/m 0.404

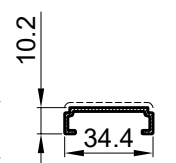
**F-1804**  
kg/m 1.886



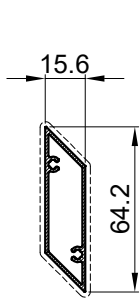
**F-1367**  
kg/m 1.488



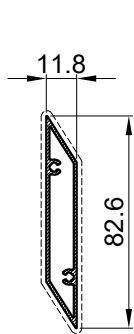
**F-1758**  
kg/m 0.478



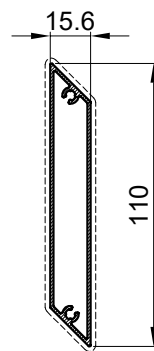
**F-1759**  
kg/m 0.218



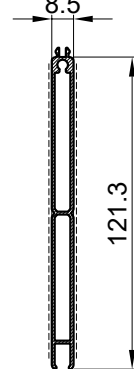
**F-1455**  
kg/m 0.505



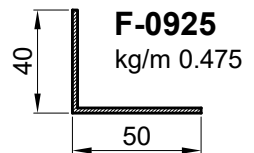
**F-1477**  
kg/m 0.600



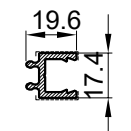
**F-1663**  
kg/m 0.600



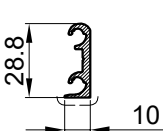
**F-0714**  
kg/m 0.795



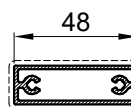
**F-0925**  
kg/m 0.475



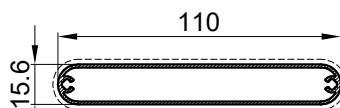
**F-1805**  
kg/m 0.317



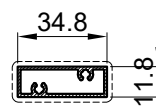
**F-1807**  
kg/m 0.301



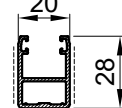
**F-1541**  
kg/m 0.618



**F-1662**  
kg/m 0.834



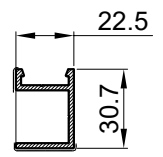
**F-1760**  
kg/m 0.352



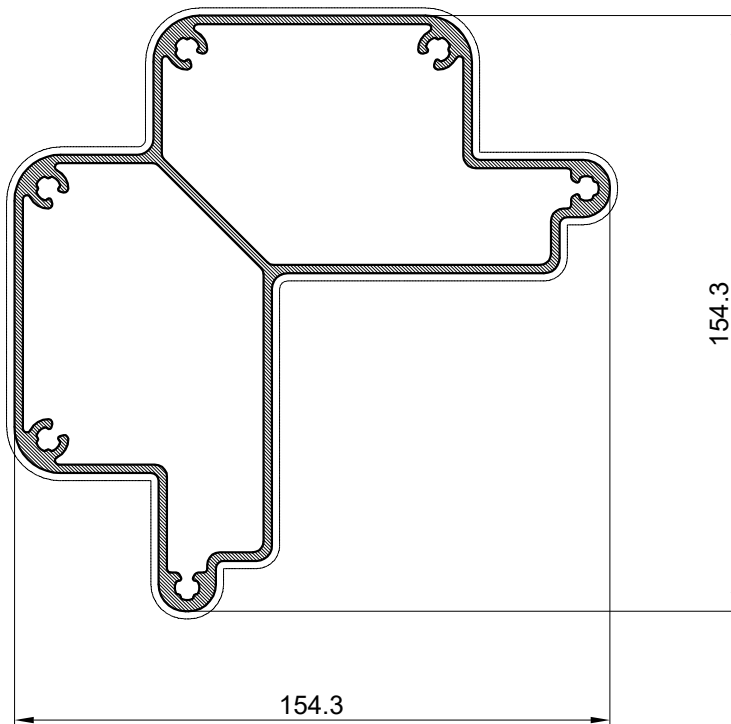
**F-1664**  
kg/m 0.375



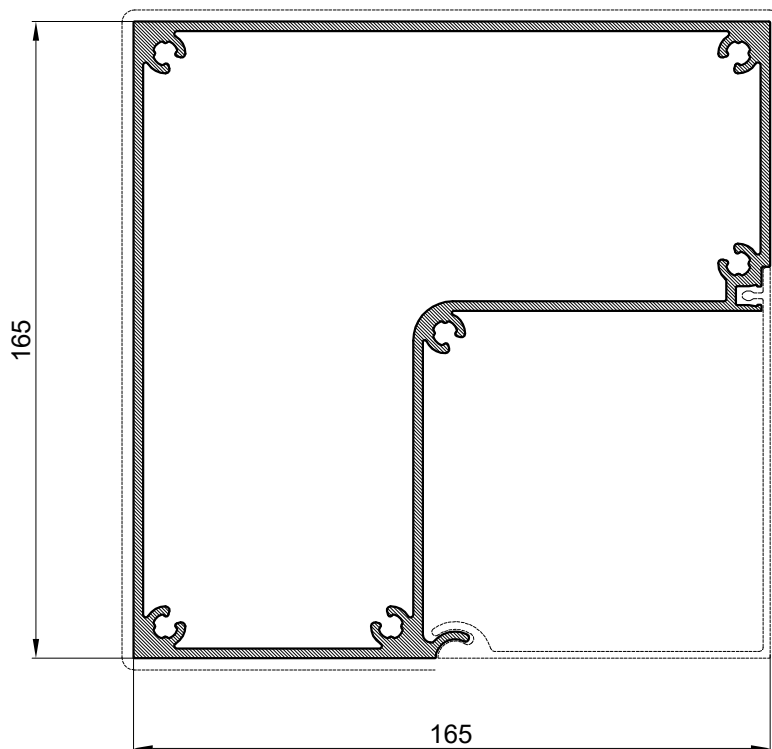
**F-0826**  
kg/m 0.117



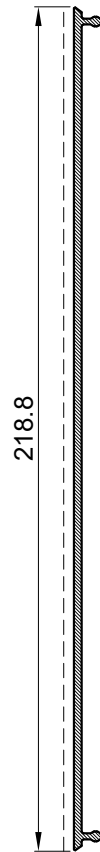
**F-1754**  
kg/m 0.43




Moždanik stupa Mullion profile		
Art.Br. Art.Nr.	<b>F-1799</b>	
Težina Weight	kg/m'	<b>4.44</b>
Opseg Perimeter	mm	<b>574.29</b>
Moment inercije Moments of inertia	I <sub>x</sub> (cm <sup>4</sup> )	<b>339.15</b>
	I <sub>y</sub> (cm <sup>4</sup> )	<b>339.21</b>
	W <sub>x</sub> (cm <sup>3</sup> )	<b>37.46</b>
	W <sub>y</sub> (cm <sup>3</sup> )	<b>37.46</b>
L	mm	<b>6500</b>



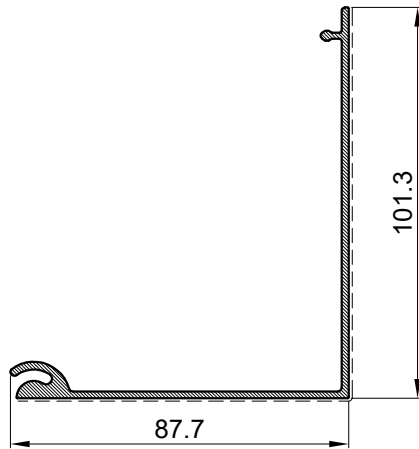
Stup Pillar profile		
Art.Br. Art.Nr.	<b>F-1800</b>	
Težina Weight	kg/m'	<b>5.35</b>
Opseg Perimeter	mm	<b>714.56</b>
Moment inercije Moments of inertia	I <sub>x</sub> (cm <sup>4</sup> )	<b>667.66</b>
	I <sub>y</sub> (cm <sup>4</sup> )	<b>614.88</b>
	W <sub>x</sub> (cm <sup>3</sup> )	<b>77.83</b>
	W <sub>y</sub> (cm <sup>3</sup> )	<b>70.9</b>
L	mm	<b>6500</b>



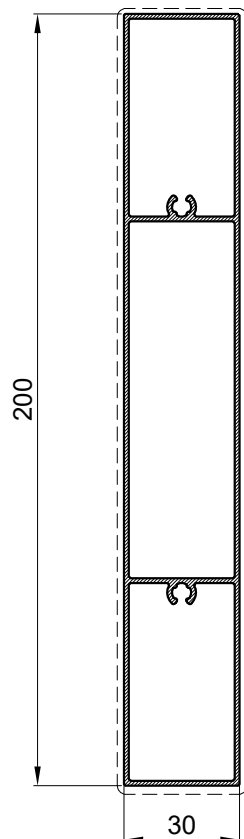
Maska okvira Transom cover profile		
Art.Br. Art.Nr.	<b>F-1801</b>	
Težina Weight	kg/m'	<b>1.23</b>
Opseg Perimeter	mm	<b>459.28</b>
Moment inercije Moments of inertia	I <sub>x</sub> (cm <sup>4</sup> )	<b>192.51</b>
	I <sub>y</sub> (cm <sup>4</sup> )	<b>0.04</b>
	W <sub>x</sub> (cm <sup>3</sup> )	<b>17.63</b>
	W <sub>y</sub> (cm <sup>3</sup> )	<b>0.07</b>
L	mm	<b>6500</b>



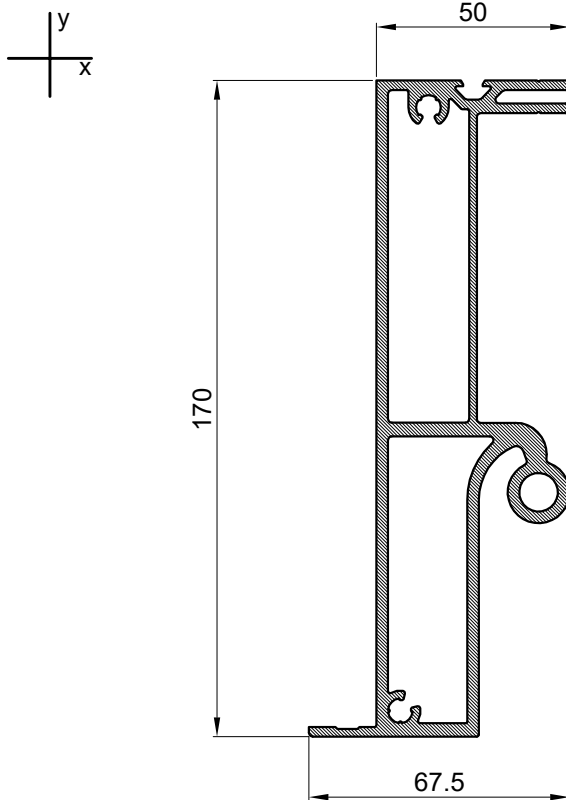
Okvir Transom profile		
Art.Br. Art.Nr.	<b>F-1802</b>	
Težina Weight	kg/m'	<b>3.485</b>
Opseg Perimeter	mm	<b>1176.85</b>
Moment inercije Moments of inertia	I <sub>x</sub> (cm <sup>4</sup> )	<b>1123.48</b>
	I <sub>y</sub> (cm <sup>4</sup> )	<b>401.88</b>
	W <sub>x</sub> (cm <sup>3</sup> )	<b>99.62</b>
	W <sub>y</sub> (cm <sup>3</sup> )	<b>35.33</b>
L	mm	<b>6500</b>



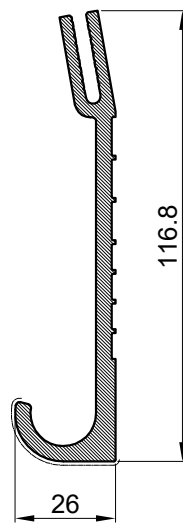
Maska stupa Pillar cover profile		
Art.Br. Art.Nr.	<b>F-1803</b>	
Težina Weight	kg/m'	<b>1.092</b>
Opseg Perimeter	mm	<b>414.29</b>
Moment inercije Moments of inertia	I <sub>x</sub> (cm <sup>4</sup> )	<b>43.38</b>
	I <sub>y</sub> (cm <sup>4</sup> )	<b>42.83</b>
	W <sub>x</sub> (cm <sup>3</sup> )	<b>5.78</b>
	W <sub>y</sub> (cm <sup>3</sup> )	<b>7.28</b>
L	mm	<b>6500</b>



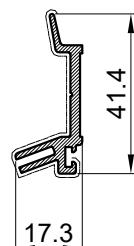
Lamela Louver		
Art.Br. Art.Nr.	<b>F-1804</b>	
Težina Weight	kg/m'	<b>1.886</b>
Opseg Perimeter	mm	<b>459.31</b>
Moment inercije Moments of inertia	I <sub>x</sub> (cm <sup>4</sup> )	<b>268.35</b>
	I <sub>y</sub> (cm <sup>4</sup> )	<b>11.64</b>
	W <sub>x</sub> (cm <sup>3</sup> )	<b>26.83</b>
	W <sub>y</sub> (cm <sup>3</sup> )	<b>7.76</b>
L	mm	<b>6500</b>



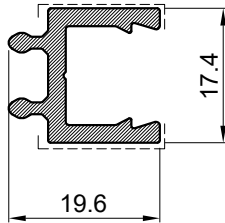
Gornji nosač okomice Transom carrier		
Art.Br. Art.Nr.	<b>F-VZ-010</b>	
Težina Weight	kg/m'	<b>4.325</b>
Opseg Perimeter	mm	<b>597.05</b>
Moment inercije Moments of inertia	Ix (cm <sup>4</sup> )	<b>474.34</b>
	Iy (cm <sup>4</sup> )	<b>37.42</b>
	Wx (cm <sup>3</sup> )	<b>55.70</b>
	Wy (cm <sup>3</sup> )	<b>10.63</b>
L	mm	<b>6500</b>



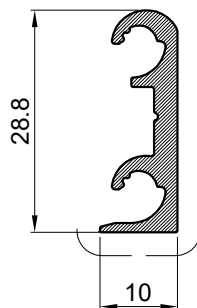
Pihvatnik nosača Receiver Transom carrier		
Art.Br. Art.Nr.	<b>F-VZ-005</b>	
Težina Weight	kg/m'	<b>1.88</b>
Opseg Perimeter	mm	<b>362.59</b>
Moment inercije Moments of inertia	Ix (cm <sup>4</sup> )	<b>102.84</b>
	Iy (cm <sup>4</sup> )	<b>2.54</b>
	Wx (cm <sup>3</sup> )	<b>15.66</b>
	Wy (cm <sup>3</sup> )	<b>1.29</b>
L	mm	<b>6500</b>



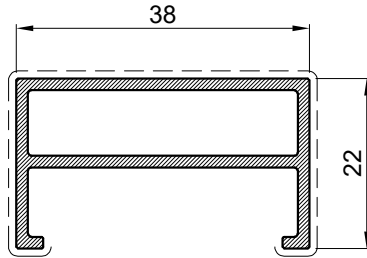
Profil Profile		
Art.Br. Art.Nr.	<b>F-VZ-006</b>	
Težina Weight	kg/m'	<b>0.404</b>
Opseg Perimeter	mm	<b>152.88</b>
L	mm	<b>6500</b>



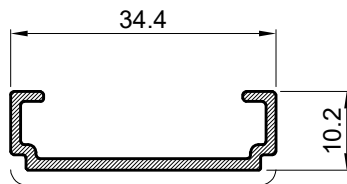
Profil za LED rasvjetu LED lighting profile		
Art.Br. Art.Nr.	<b>F-1805</b>	
Težina Weight	kg/m'	<b>0.317</b>
Opseg Perimeter	mm	<b>109.26</b>
Moment inerccije Moments of inertia	I <sub>x</sub> (cm <sup>4</sup> )	<b>0.47</b>
	I <sub>y</sub> (cm <sup>4</sup> )	<b>0.31</b>
	W <sub>x</sub> (cm <sup>3</sup> )	<b>0.54</b>
	W <sub>y</sub> (cm <sup>3</sup> )	<b>0.3</b>
L	mm	<b>6500</b>



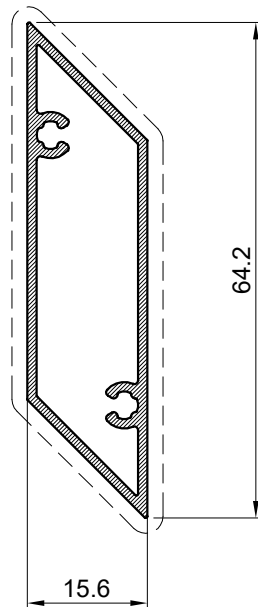
Profil kopče Fastening profile		
Art.Br. Art.Nr.	<b>F-1807</b>	
Težina Weight	kg/m'	<b>0.301</b>
Opseg Perimeter	mm	<b>108</b>
Moment inerccije Moments of inertia	I <sub>x</sub> (cm <sup>4</sup> )	<b>0.88</b>
	I <sub>y</sub> (cm <sup>4</sup> )	<b>0.06</b>
	W <sub>x</sub> (cm <sup>3</sup> )	<b>0.59</b>
	W <sub>y</sub> (cm <sup>3</sup> )	<b>0.08</b>
L	mm	<b>6500</b>



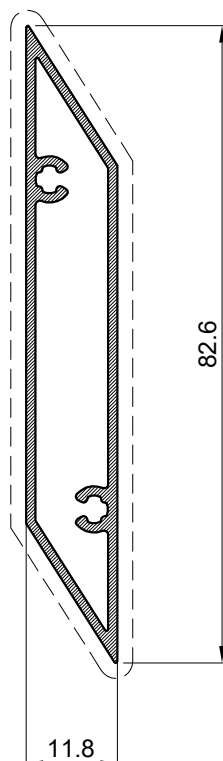
Profil okvira Frame profile		
Art.Br. Art.Nr.	<b>F-1758</b>	
Težina Weight	kg/m'	<b>0.478</b>
Opseg Perimeter	mm	147.6
Moment inerccije Moments of inertia	I <sub>x</sub> (cm <sup>4</sup> )	0.75
	I <sub>y</sub> (cm <sup>4</sup> )	3.44
	W <sub>x</sub> (cm <sup>3</sup> )	0.54
	W <sub>y</sub> (cm <sup>3</sup> )	1.81
L	mm	<b>6500</b>



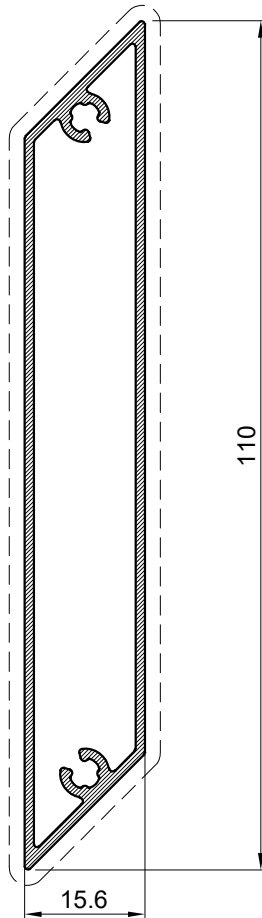
Profil okvira Frame profile		
Art.Br. Art.Nr.	<b>F-1759</b>	
Težina Weight	kg/m'	<b>0.218</b>
Opseg Perimeter	mm	115
Moment inerccije Moments of inertia	I <sub>x</sub> (cm <sup>4</sup> )	0.09
	I <sub>y</sub> (cm <sup>4</sup> )	1.23
	W <sub>x</sub> (cm <sup>3</sup> )	0.13
	W <sub>y</sub> (cm <sup>3</sup> )	0.72
L	mm	<b>6500</b>



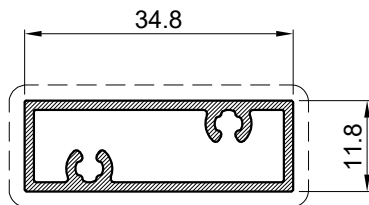
Profil Ispune Infill Profile		
Art.Br. Art.Nr.	<b>F-1455</b>	
Težina Weight	kg/m'	<b>0.505</b>
Opseg Perimeter	mm	141.42
Moment inercije Moments of inertia	I <sub>x</sub> (cm <sup>4</sup> )	4.40
	I <sub>y</sub> (cm <sup>4</sup> )	2.65
	W <sub>x</sub> (cm <sup>3</sup> )	1.58
	W <sub>y</sub> (cm <sup>3</sup> )	1.52
L	mm	6500



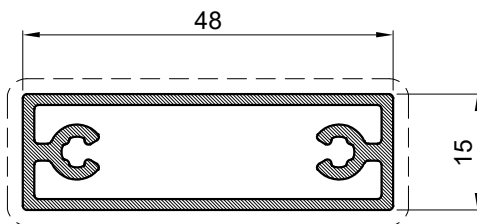
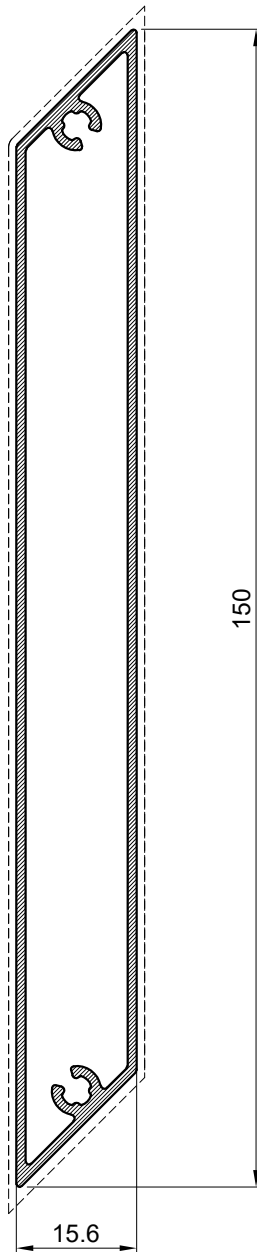
Profil Ispune Infill Profile		
Art.Br. Art.Nr.	<b>F-1477</b>	
Težina Weight	kg/m'	<b>0.600</b>
Opseg Perimeter	mm	179.19
Moment inercije Moments of inertia	I <sub>x</sub> (cm <sup>4</sup> )	0.492
	I <sub>y</sub> (cm <sup>4</sup> )	11.89
	W <sub>x</sub> (cm <sup>3</sup> )	0.835
	W <sub>y</sub> (cm <sup>3</sup> )	2.88
L	mm	6500



Profil ispune Infill profile		
Art.Br. Art.Nr.	<b>F-1663</b>	
Težina Weight	kg/m'	<b>0.826</b>
Opseg Perimeter	mm	233
Moment inercije Moments of inertia	I <sub>x</sub> (cm <sup>4</sup> )	34.40
	I <sub>y</sub> (cm <sup>4</sup> )	1.266
	W <sub>x</sub> (cm <sup>3</sup> )	6.255
	W <sub>y</sub> (cm <sup>3</sup> )	1.62
L	mm	6500

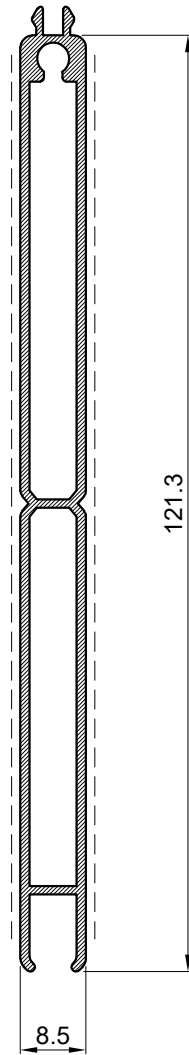


Profil ispune Infill profile		
Art.Br. Art.Nr.	<b>F-1760</b>	
Težina Weight	kg/m'	<b>0.352</b>
Opseg Perimeter	mm	93
Moment inercije Moments of inertia	I <sub>x</sub> (cm <sup>4</sup> )	0.27
	I <sub>y</sub> (cm <sup>4</sup> )	1.69
	W <sub>x</sub> (cm <sup>3</sup> )	0.47
	W <sub>y</sub> (cm <sup>3</sup> )	0.97
L	mm	6500

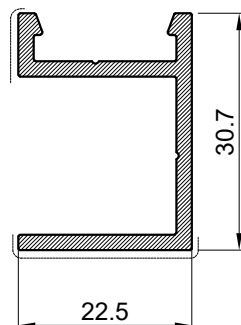


Profil ispunje Infill profile		
Art.Br. Art.Nr.	<b>F-1690</b>	
Težina Weight	kg/m'	<b>1.09</b>
Opseg Perimeter	mm	652.1
Moment inercije Moments of inertia	I <sub>x</sub> (cm <sup>4</sup> )	84.22
	I <sub>y</sub> (cm <sup>4</sup> )	1.77
	W <sub>x</sub> (cm <sup>3</sup> )	11.23
	W <sub>y</sub> (cm <sup>3</sup> )	2.26
L	mm	6500

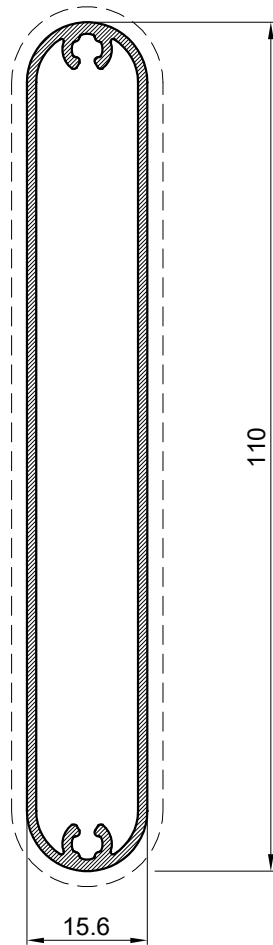
Profil ispunje Infill profile		
Art.Br. Art.Nr.	<b>F-1541</b>	
Težina Weight	kg/m'	<b>0.618</b>
Opseg Perimeter	mm	186
Moment inercije Moments of inertia	I <sub>x</sub> (cm <sup>4</sup> )	6.49
	I <sub>y</sub> (cm <sup>4</sup> )	0.69
	W <sub>x</sub> (cm <sup>3</sup> )	2.70
	W <sub>y</sub> (cm <sup>3</sup> )	0.92
L	mm	6500



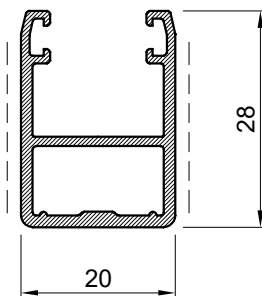
Profil ispune Infill profile		
Art.Br. Art.Nr.	<b>F-0714</b>	
Težina Weight	kg/m'	<b>0.895</b>
Opseg Perimeter	mm	294.19
Moment inerccije Moments of inertia	I <sub>x</sub> (cm <sup>4</sup> )	46.51
	I <sub>y</sub> (cm <sup>4</sup> )	0.4
	W <sub>x</sub> (cm <sup>3</sup> )	7.22
	W <sub>y</sub> (cm <sup>3</sup> )	0.95
L	mm	6500



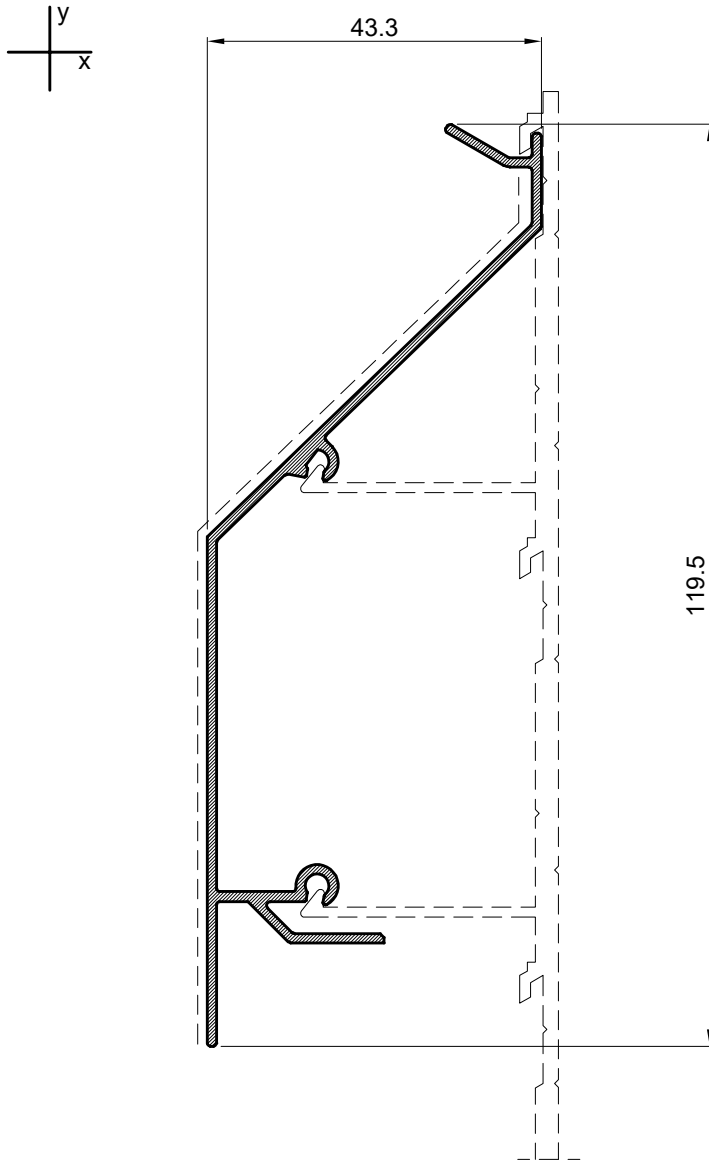
Držac ispune Infill holder		
Art.Br. Art.Nr.	<b>F-1754</b>	
Težina Weight	kg/m'	<b>0.43</b>
Opseg Perimeter	mm	161.22
Moment inerccije Moments of inertia	I <sub>x</sub> (cm <sup>4</sup> )	1.84
	I <sub>y</sub> (cm <sup>4</sup> )	0.98
	W <sub>x</sub> (cm <sup>3</sup> )	1.19
	W <sub>y</sub> (cm <sup>3</sup> )	0.71
L	mm	6500



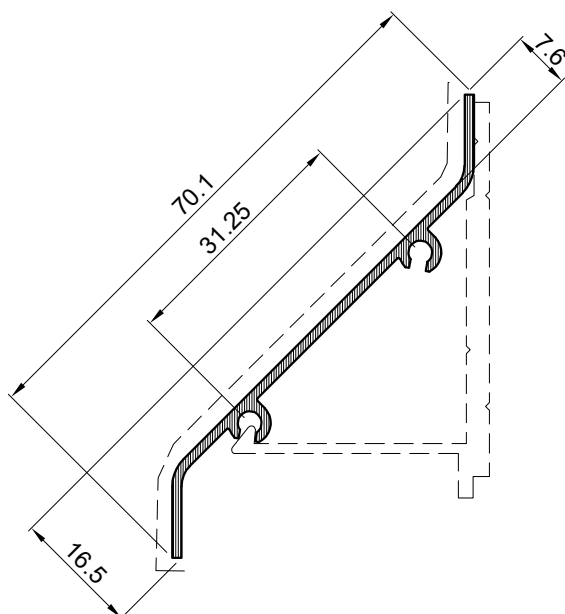
Profil ispune Infill profile		
Art.Br. Art.Nr.	<b>F-1662</b>	
Težina Weight	kg/m'	<b>0.834</b>
Opseg Perimeter	mm	237.81
Moment inerccije Moments of inertia	I <sub>x</sub> (cm <sup>4</sup> )	38.93
	I <sub>y</sub> (cm <sup>4</sup> )	3.019
	W <sub>x</sub> (cm <sup>3</sup> )	0.186
	W <sub>y</sub> (cm <sup>3</sup> )	1.448
L	mm	6500



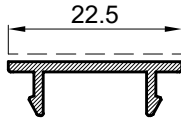
Držač ispune Infill holder		
Art.Br. Art.Nr.	<b>F-1664</b>	
Težina Weight	kg/m'	<b>0.375</b>
Opseg Perimeter	mm	149.50
Moment inerccije Moments of inertia	I <sub>x</sub> (cm <sup>4</sup> )	1.029
	I <sub>y</sub> (cm <sup>4</sup> )	0.848
	W <sub>x</sub> (cm <sup>3</sup> )	0.622
	W <sub>y</sub> (cm <sup>3</sup> )	0.848
L	mm	6500



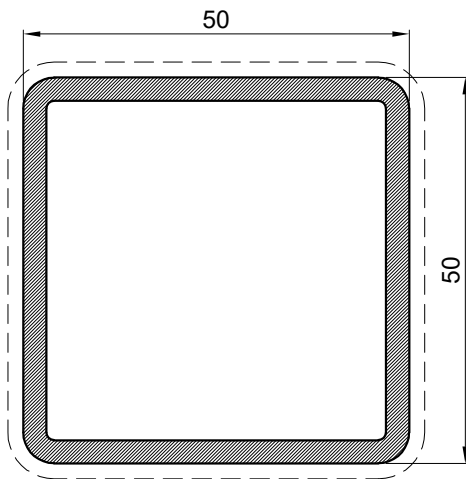
Lamela Louvre		
Art.Br. Art.Nr.	<b>F-1501</b>	
Težina Weight	kg/m'	<b>0.65</b>
Opseg Perimeter	mm	388.15
Moment inerccije Moments of inertia	I <sub>x</sub> (cm <sup>4</sup> )	32.03
	I <sub>y</sub> (cm <sup>4</sup> )	4.96
	W <sub>x</sub> (cm <sup>3</sup> )	5.16
	W <sub>y</sub> (cm <sup>3</sup> )	1.72
L	mm	6500



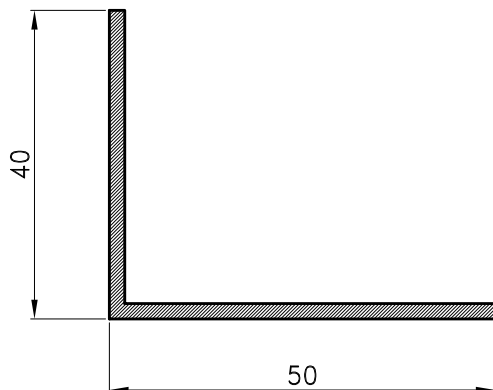
Lamela Louvre		
Art.Br. Art.Nr.	<b>F-0814</b>	
Težina Weight	kg/m'	<b>0.3</b>
Opseg Perimeter	mm	180.32
Moment inerccije Moments of inertia	I <sub>x</sub> (cm <sup>4</sup> )	0.07
	I <sub>y</sub> (cm <sup>4</sup> )	4.5
	W <sub>x</sub> (cm <sup>3</sup> )	0.08
	W <sub>y</sub> (cm <sup>3</sup> )	1.28
L	mm	6500



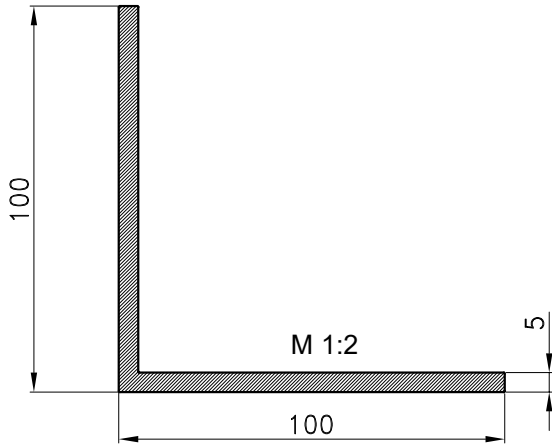
Profil Profile		
Art.Br. Art.Nr.	<b>F-0826</b>	
Težina Weight	kg/m'	<b>0.117</b>
Opseg Perimeter	mm	70.3
L	mm	6500



Profil Profile		
Art.Br. Art.Nr.	<b>F-1367</b>	
Težina Weight	kg/m'	<b>1.488</b>
Opseg Perimeter	mm	193.2
L	mm	6500



Profil Profile		
Art.Br. Art.Nr.	<b>F-0925</b>	
Težina Weight	kg/m'	<b>0.475</b>
Opseg Perimeter	mm	180
L	mm	6500



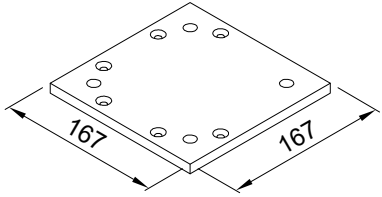
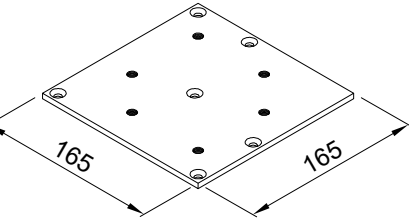
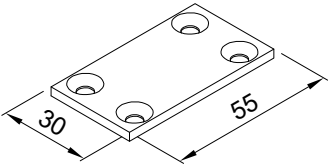
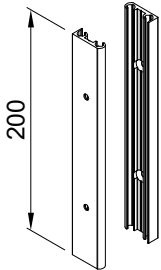
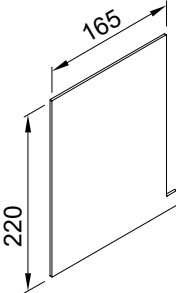
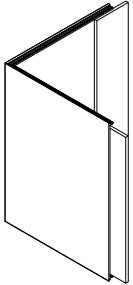
Profil Profile		
Art.Br. Art.Nr.	<b>F-1043</b>	
Težina Weight	kg/m'	<b>2.22</b>
Opseg Perimeter	mm	400
L	mm	6500

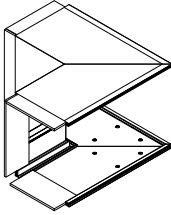



# Vezni elementi

## Connection elements



Oznaka Code	Izgled-presjek View-cross section	Opis Description	Materijal Material	Napomena Remark
521.433.01 02 03		<ul style="list-style-type: none"> <li>- Donja ploča za fiksnu pergolu</li> <li>- Radi se iz profila F-1001</li> <li>- Lower plate</li> <li>- Made of profile F-1001</li> </ul>	Al	
521.434.01 02 03		<ul style="list-style-type: none"> <li>- Gornja ploča za fiksnu pergolu</li> <li>- Radi se iz profila F-1019</li> <li>- Upper plate</li> <li>- Made of profile F-1019</li> </ul>	Al	
391.256.01 02 03		<ul style="list-style-type: none"> <li>- Pločica za pergolu s poprečnom gredom</li> <li>- Radi se iz profila F-0162</li> <li>- Cover cap</li> <li>- Made of profile F-0162</li> </ul>	Al	
521.436.01 02 03		<ul style="list-style-type: none"> <li>- Kopča za lamelu</li> <li>- Radi se iz profila F-1807</li> <li>- Clamp for lamellae</li> <li>- Made of profile F-1807</li> </ul>	Al	
391.257.01 02 03		<ul style="list-style-type: none"> <li>- Čep za okvir</li> <li>- Cap for transom</li> </ul>	Al	
391.265.01 02 03		<ul style="list-style-type: none"> <li>- Element gotovog kuta-maski</li> <li>- The finished corner element-transom cover</li> </ul>	Al	

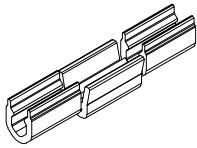
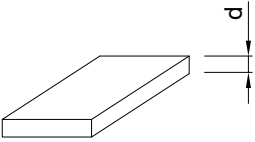
Oznaka Code	Izgled-presjek View-cross section	Opis Description	Materijal Material	Napomena Remark
391.267.01 02 03		- Element gotovog kuta-okvir -The finished corner element-transom cover		
391.266.01 02 03		- Element za ojačanje kuta - The element for corner reinforcement	Al	





**PVC elementi**  
PVC elements

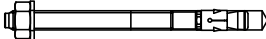





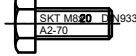




Oznaka Code	Izgled-presjek View-cross section	Opis Description	Materijal Material	Napomena Remark
375.048		-Umetak -Insert	PVC	
370.044		- Podmetači za staklo 100 x 34 x 2 mm - Glazing packers 100 x 34 x 2mm  - Kod proizvođača BO 51 234 01		



**Dodaci**  
Accessories



Oznaka Code	Opis Description	Izgled-presjek View-cross section	Materijal Material	Napomena Remark
430.014	Tipl FBN 10/50 Anchor FBN 10/50 A4		Inox A4	
433.168	Samourezujući vijak 6.3x50 DIN 7982 Selfscrew 6.3x50 DIN 7982		Inox A2	
433.047	Samourezujući vijak 4.8x38 DIN 7981 Selfscrew 4.8x38 DIN 7981		Inox A2	
433.133	Samourezujući vijak 4.8x32DIN 7982 Selfscrew 4.8x16 DIN 7982			
433.074	Samourezujući vijak 4.8x16 DIN 7981 Selfscrew 4.8x16 DIN 7981		Inox A2	
433.128	Samourezujući vijak 4.8x13 DIN 7982 Selfscrew 4.8x16 DIN 7982		Inox A2	
431.051	Vijak M8x20 DIN 933 Screw M8x20 DIN 933		Inox A2	
432.005	Matica M8 DIN 934 Nut M8 DIN 934		Inox A2	
432.113	Podloška U8 DIN 125 Washer U8 DIN 125		Inox A2	



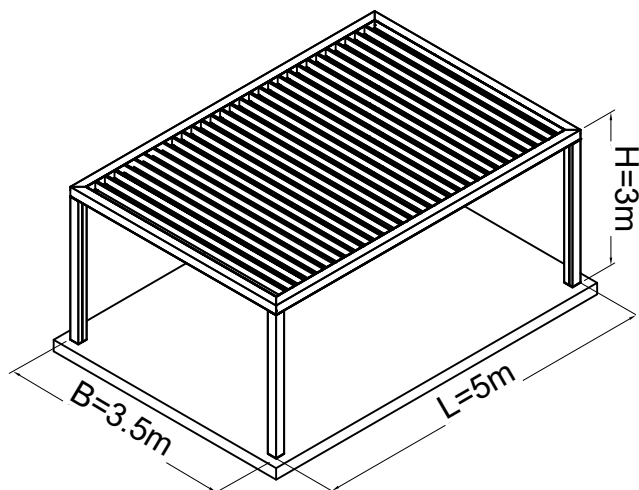
**Presjeci**  
Cross section



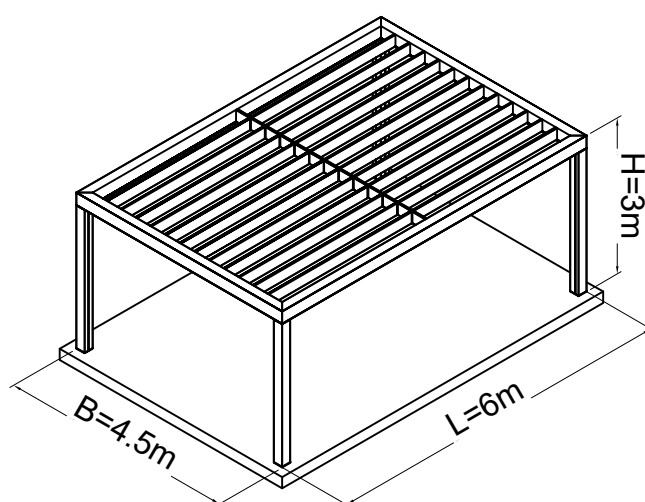
Dimenzije pergola ovisne o mikrolokaciji  
U slučaju velikoj izloženosti vjetru napraviti statički proračun.

Pergola dimensions depend on the microlocation  
In case of high wind exposure, perform a static calculation

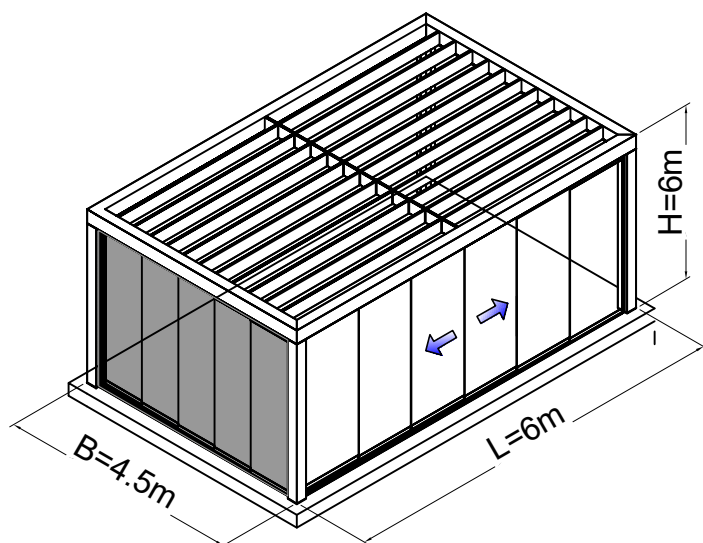
SHEMA 1  
SCHEME 1



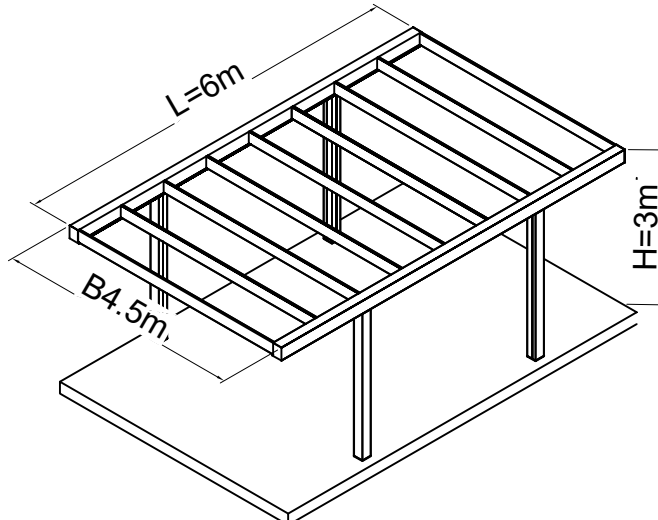
SHEMA 2  
SCHEME 2



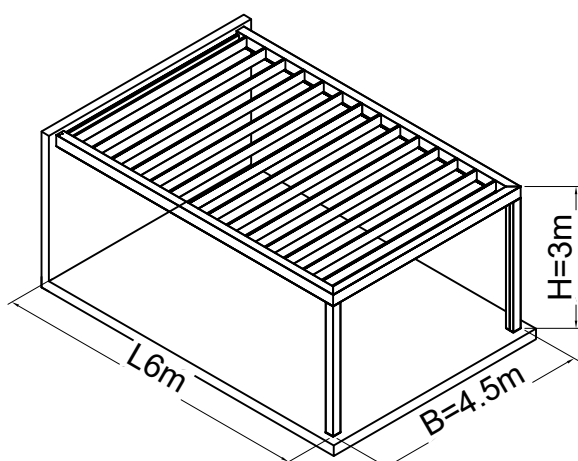
SHEMA 3  
SCHEME 3



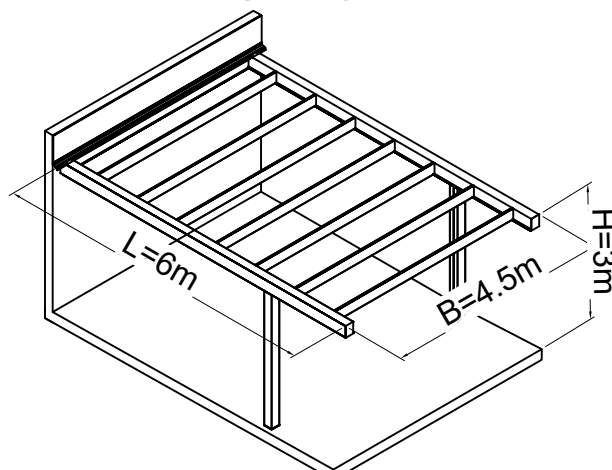
SHEMA 4  
SCHEME 4



SHEMA 5  
SCHEME 5

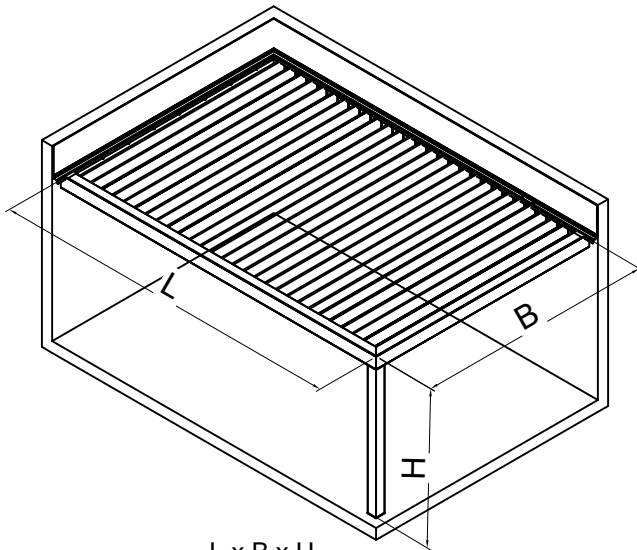


SHEMA 6  
SCHEME 6





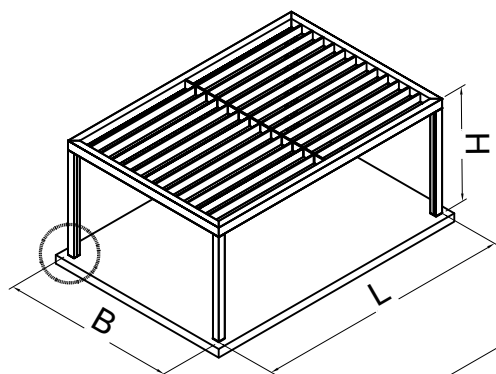
SHEMA 7  
SCHEME 7



L x B x H  
5 x 5 x 3

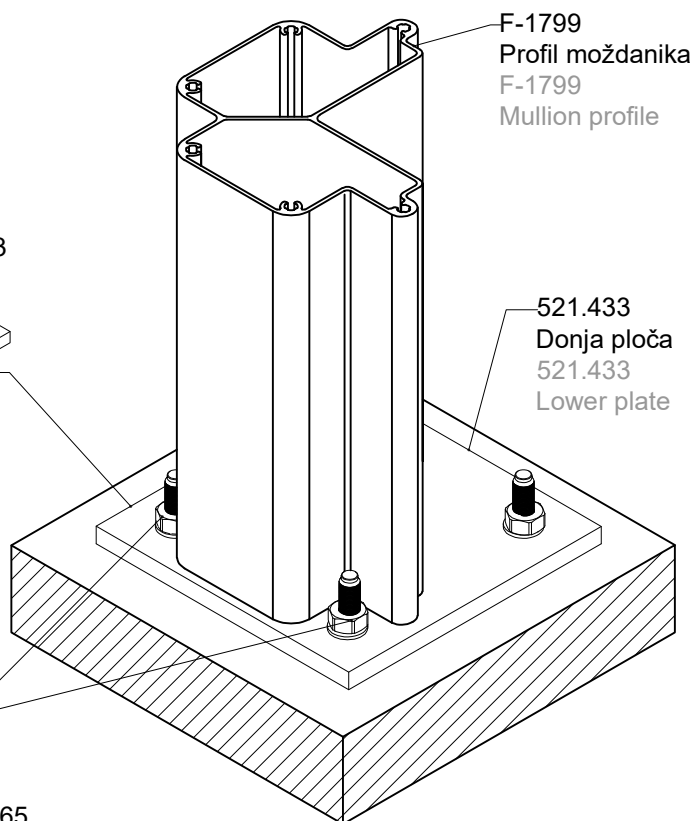
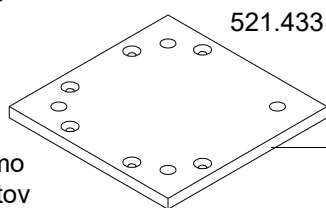


#### I. Presjek s donjom pločom I. Cross section with lower plate

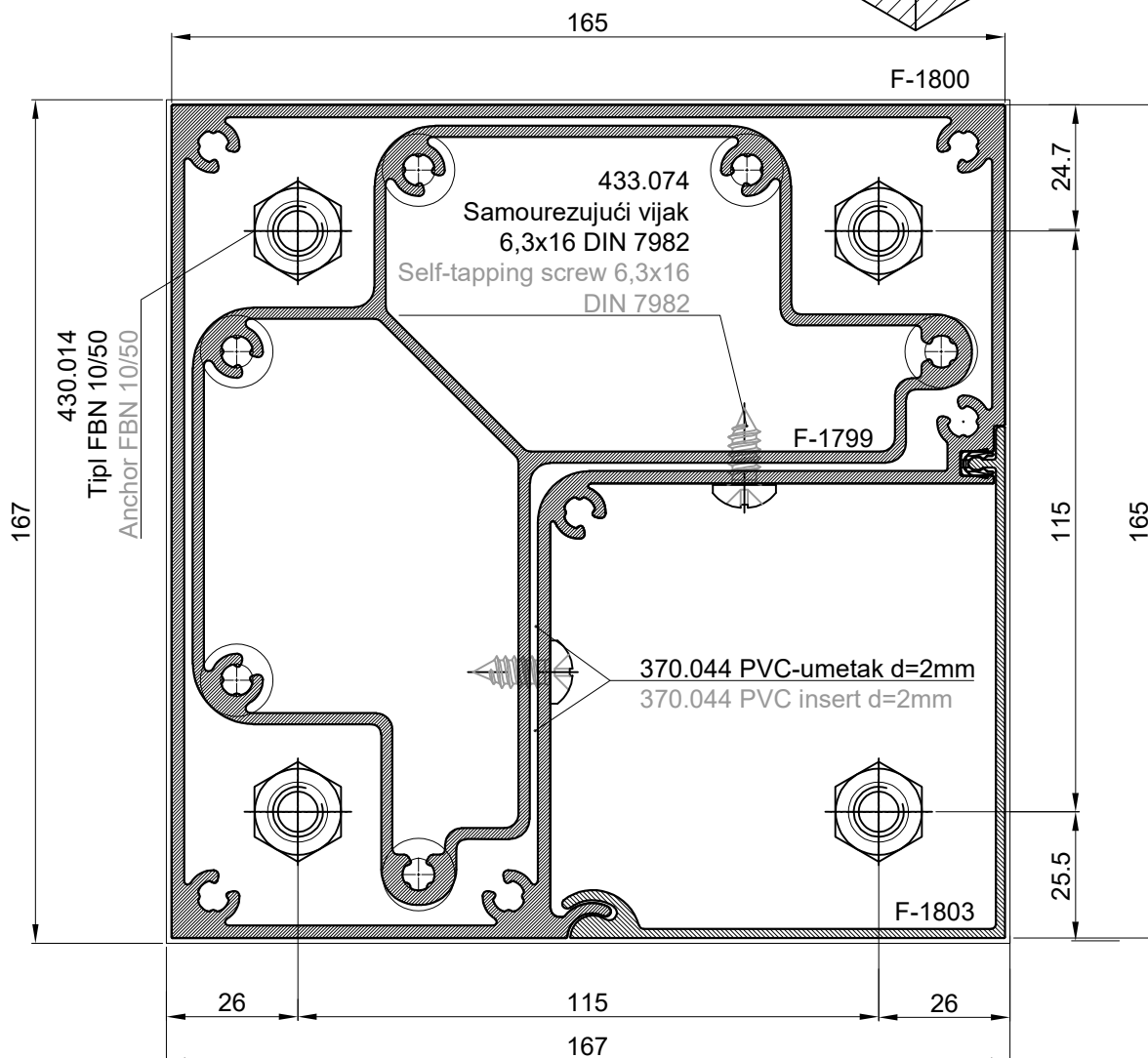


Donju ploču 521.433 montiramo zajedno s moždanikom na gotov pod prema crtežu  
Lower plate 521.433 montage with mullion profile on finished floor, according to the drawing

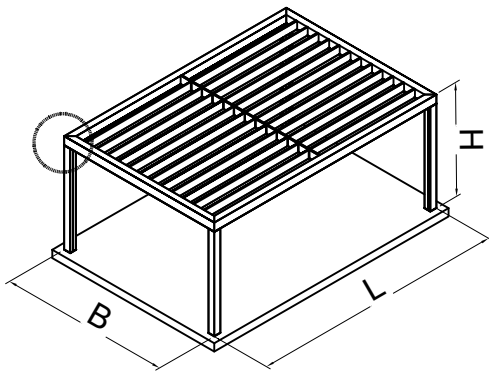
\*Tipi izabrati ovisno o podlozi  
\*Choose the dowel depending on the substrate



430.014\*  
Tipi FBN 10/50  
430.014\*  
Anchor FBN 10/50



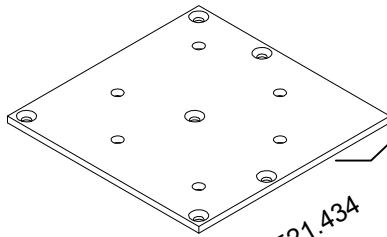
#### II. Presjek s gornjom pločom II Cross section with upper plate



431.051  
Vijak M8x20 DIN 933  
431.051  
Screw M8x20 DIN 933

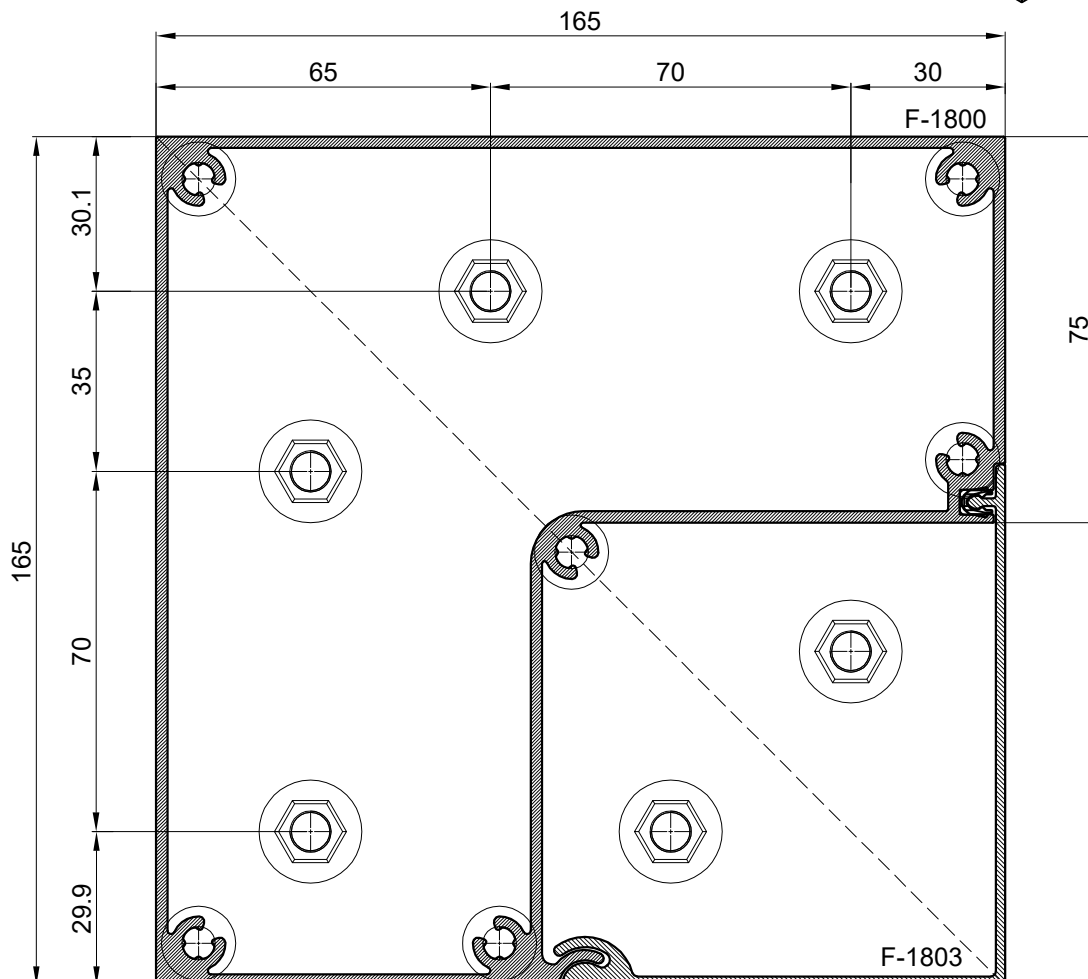
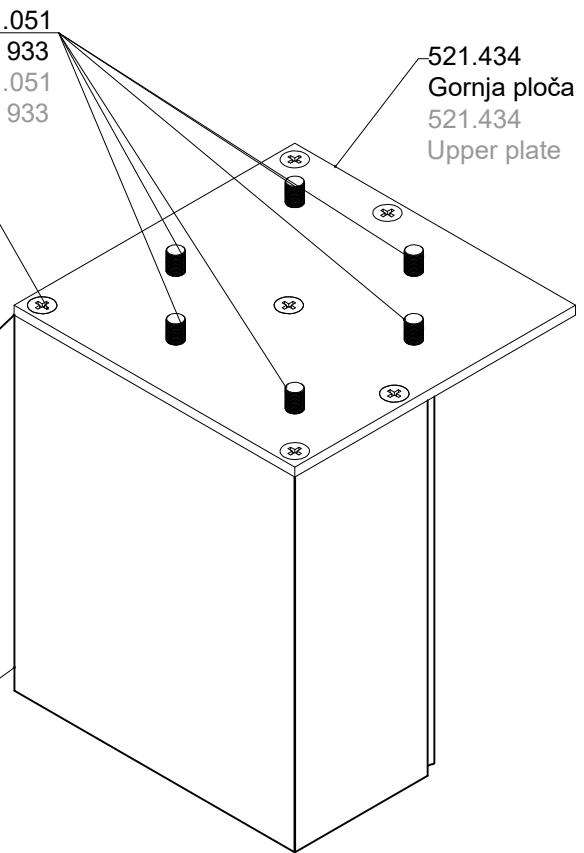
521.434  
Gornja ploča  
521.434  
Upper plate

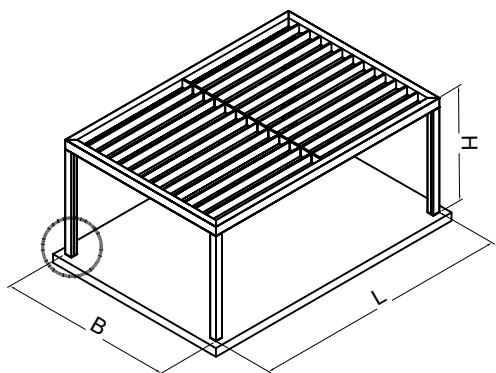
433.168  
Samorezujući vijak  
6.3x50 DIN 7982  
Self-tapping screw  
6.3x50 DIN 7982



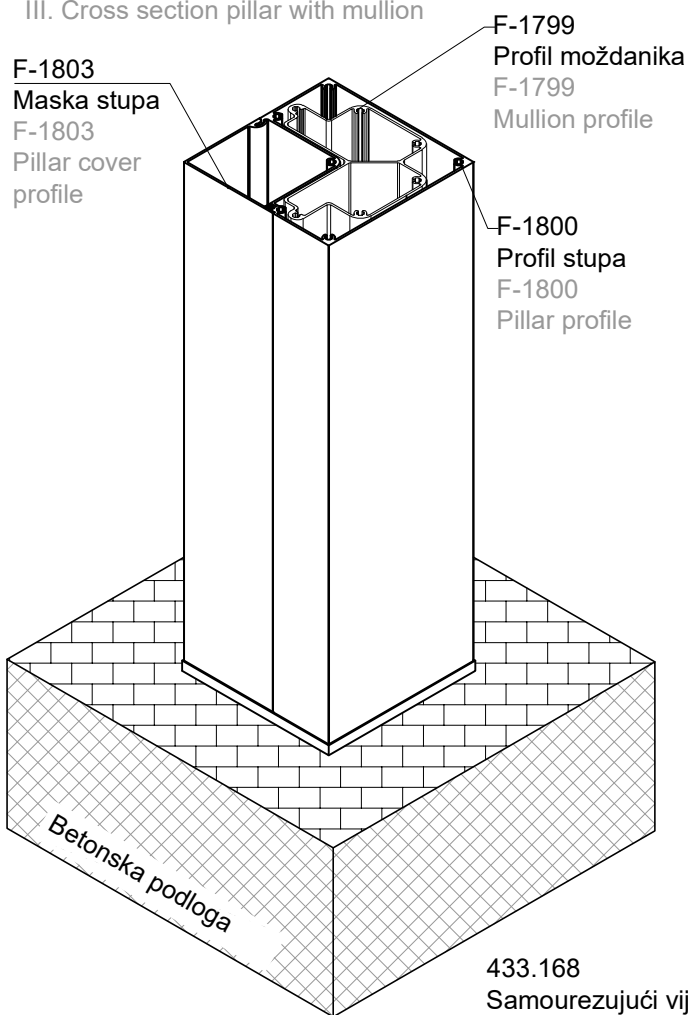
Mjera pilanja stuba F-1800  
H-235  
Pillar cutting measure F-1800  
H-235

F-1800  
Profil stupa  
F-1800  
Pillar profile





III. Presjek stuba s moždanikom.  
III. Cross section pillar with mullion



F-1803  
Maska stupa  
F-1803  
Pillar cover  
profile

F-1799  
Profil moždanika  
F-1799  
Mullion profile

F-1800  
Profil stupa  
F-1800  
Pillar profile

F-1799  
Profil moždanika  
F-1799  
Mullion profile

Betonska podloga

\*Tipl izabrati ovisno o podlozi  
Choose the dowel depending  
on the substrate

 Beton  
Concrete

433.168  
Samourezujući vijak  
6.3x50 DIN 7981  
433.168  
Self-tapping screw 6.3x50  
DIN 7981

430.014\*  
Tipl FBN 10/50  
Anchor FBN 10/50

Min 60mm

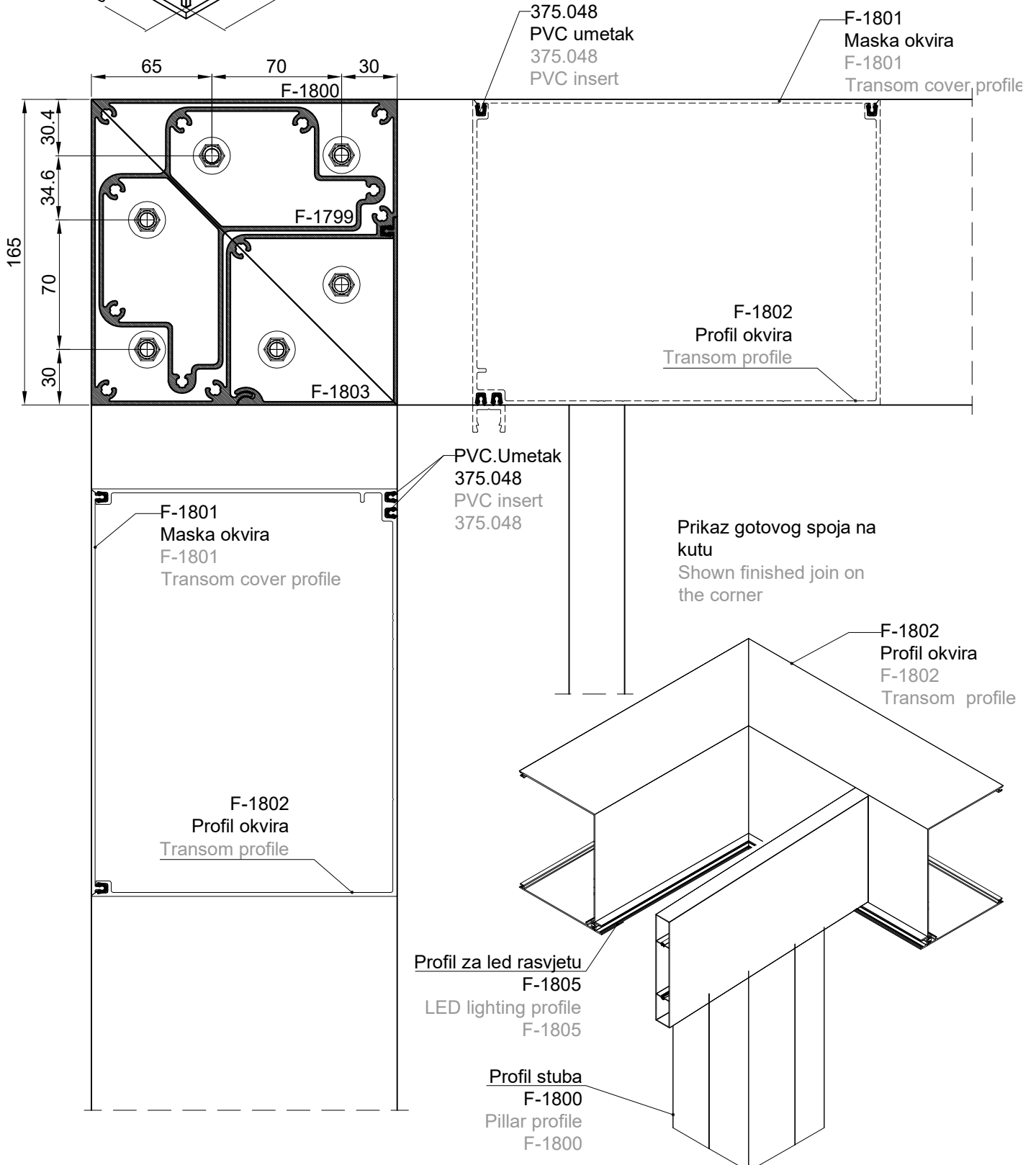
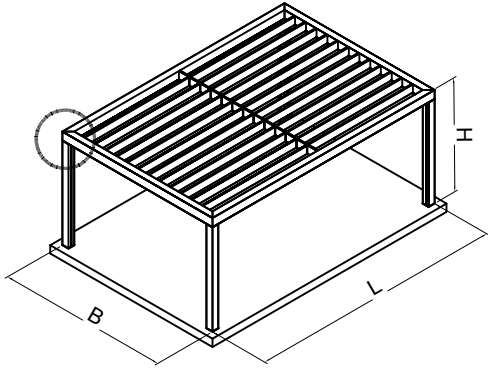
10

430.014

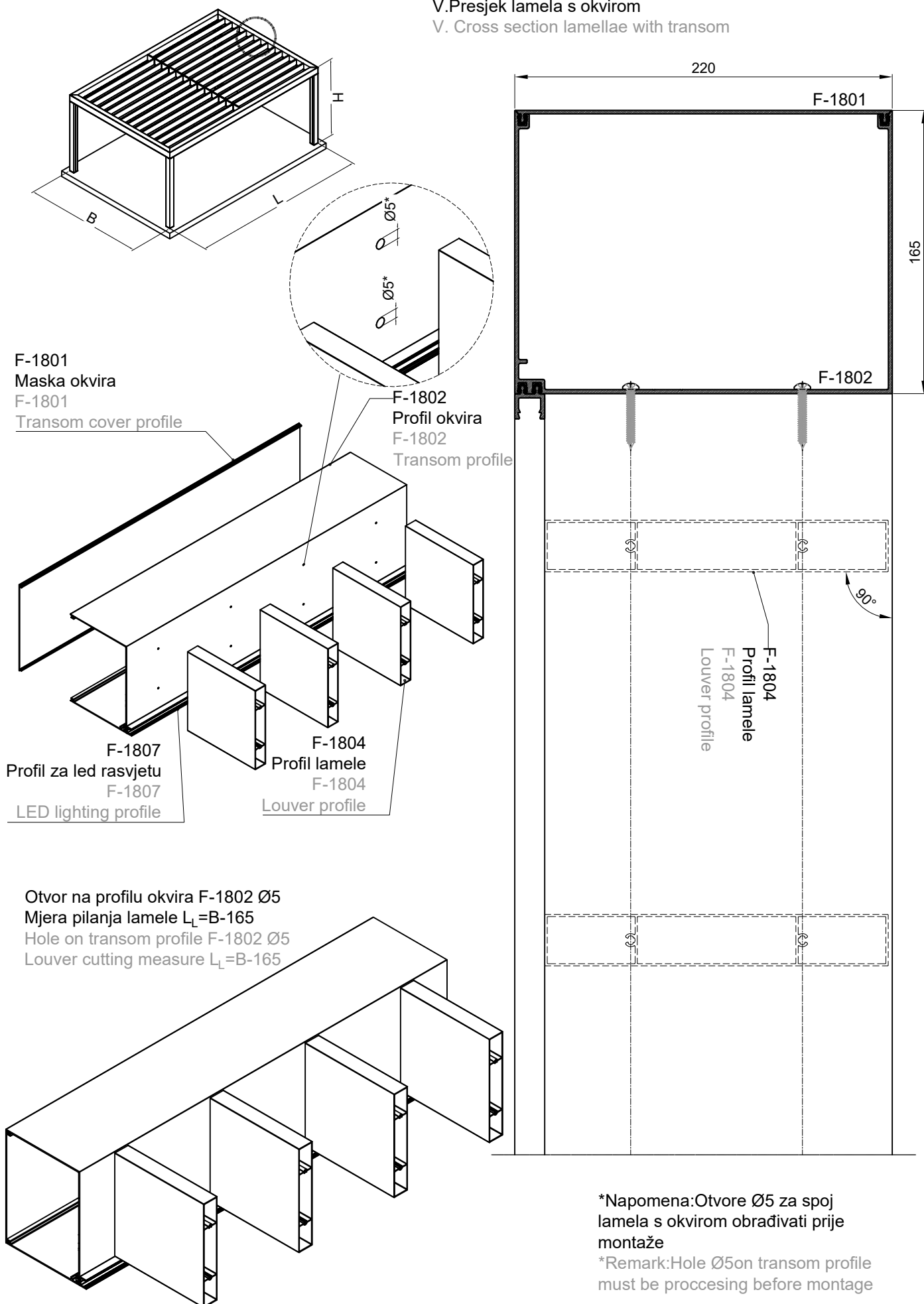
430.014

Betonska podloga  
Concrete floor

IV.Presjek okvira s gornjim pločom  
IV. Cross section with upper plate

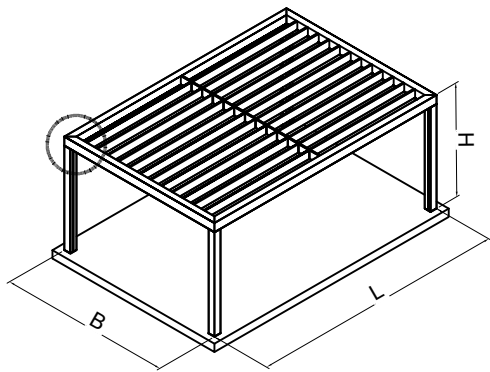


V.Presjek lamela s okvirom  
V. Cross section lamellae with transom



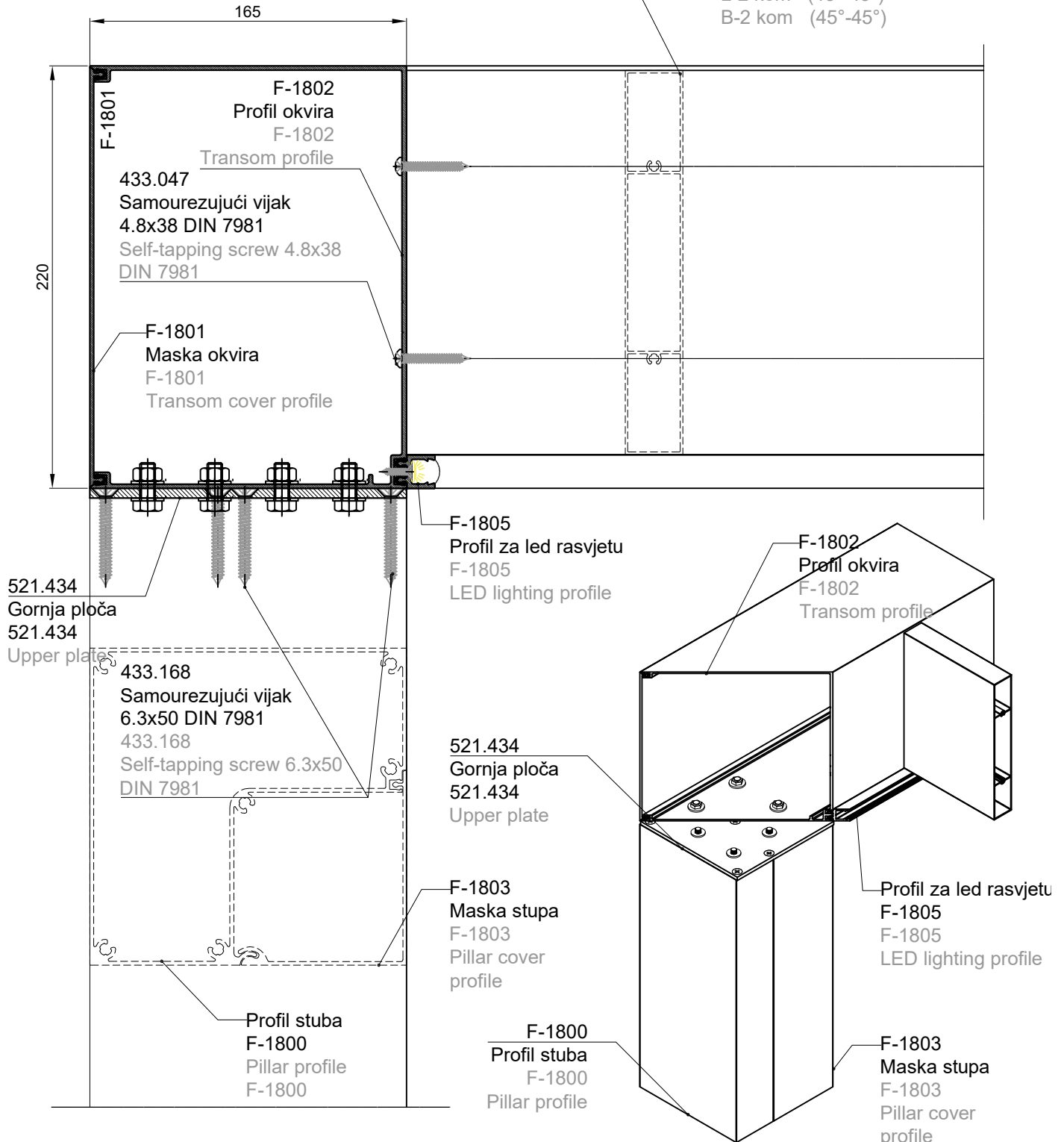
#### VI. Presjek kroz okvir pergole

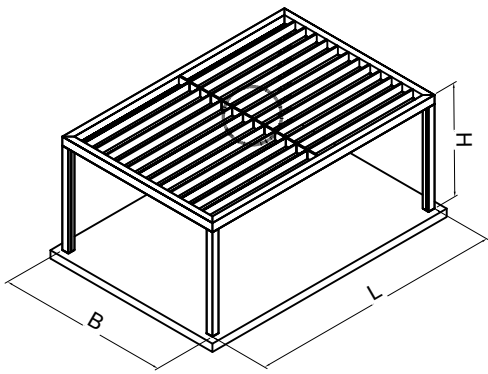
#### VI. Cross section through Transom profile



- Mjera pilanja okvira F-1802  
L-2kom (45°-45°)  
B-2kom (45°-45°)
- Mjera pilanja poklopca okvira F-1801  
L-2 kom (45°-45°)  
B-2 kom (45°-45°)
- Transom cutting measure F-1802  
L-2kom (45°-45°)  
B-2kom (45°-45°)
- transom cover cutting measure F-1801  
L-2 kom (45°-45°)  
B-2 kom (45°-45°)

F-1804  
Profil lamele  
F-1804  
Louver profile

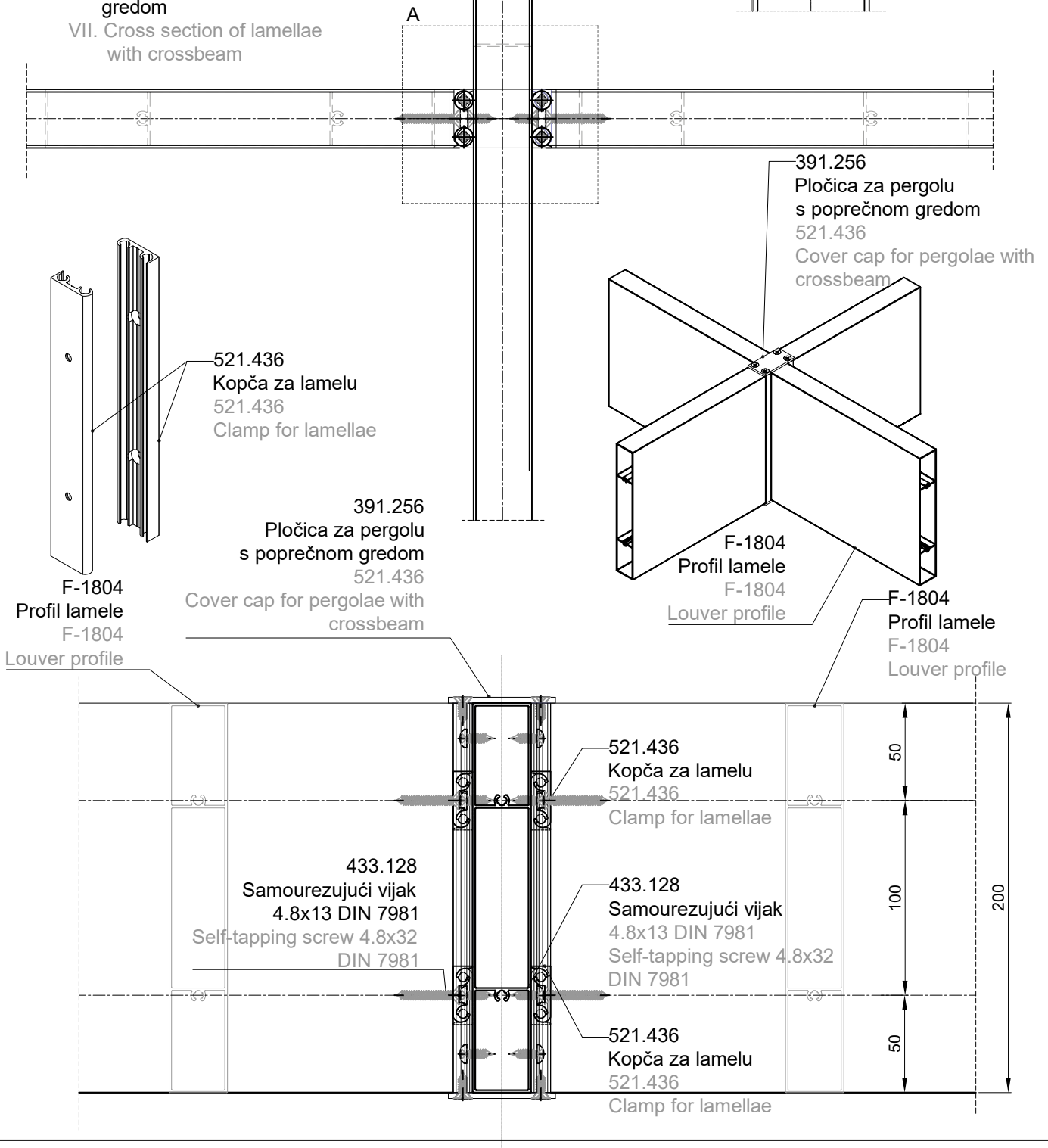
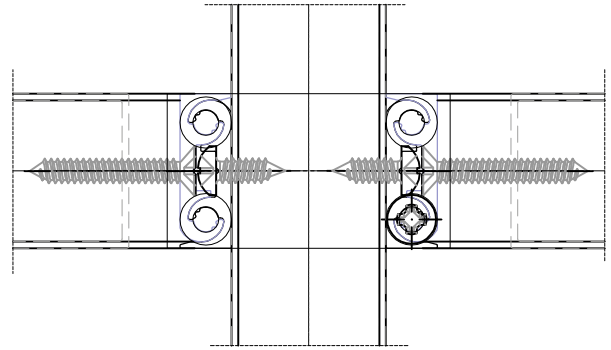


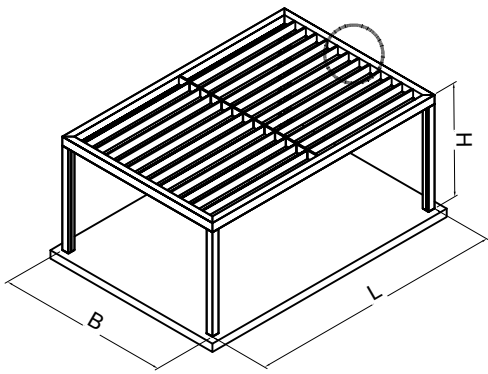


VII. Presjek lamela s poprečnom gredom  
VII. Cross section of lamellae with crossbeam

Lamele na strani poprečne grede  
vežemo kopčama 521.436  
Lamellae on the crossbar slide is  
mounted auxiliary clamp

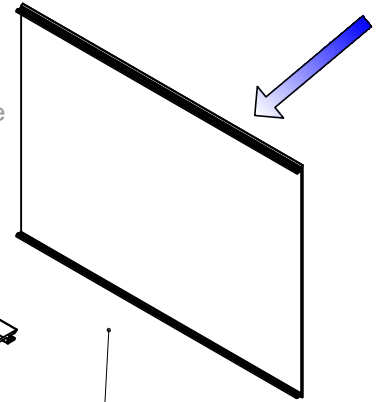
Detalj A  
M 2:1



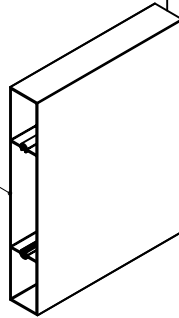


VIII. Spoj lamela s okvirom u tipu pergole s poprečnom gredom

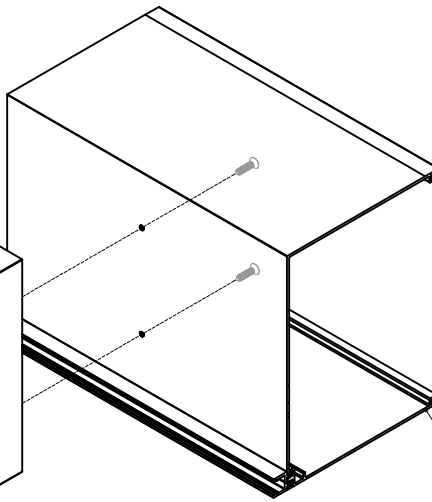
VIII. Lamellae joint with transom in type of the pergolae with crossbeam



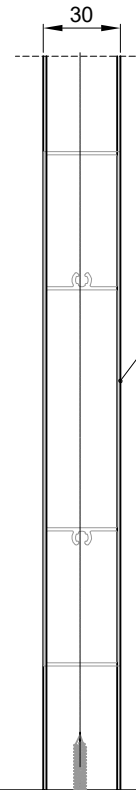
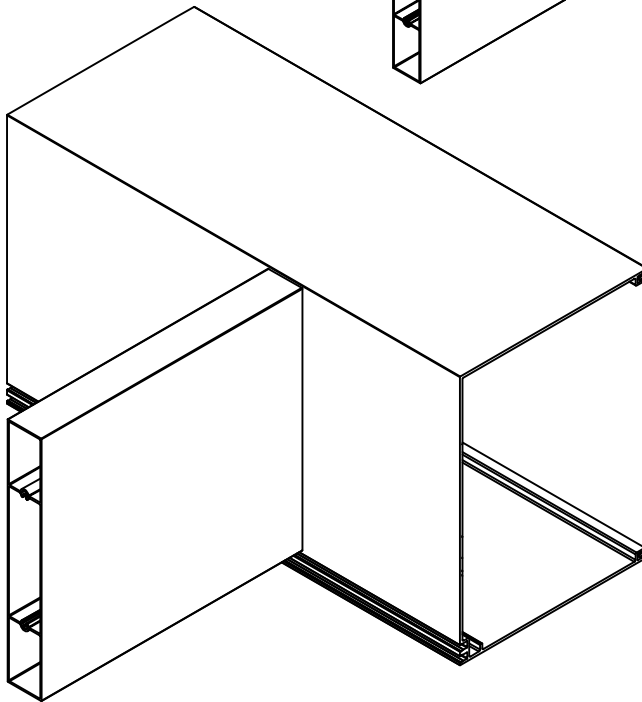
F-1804  
Profil lamele  
F-1804  
Louver profile



F-1801  
Maska okvira  
F-1801  
Transom cover profile



F-1802  
Profil okvira  
F-1802  
Transom profile



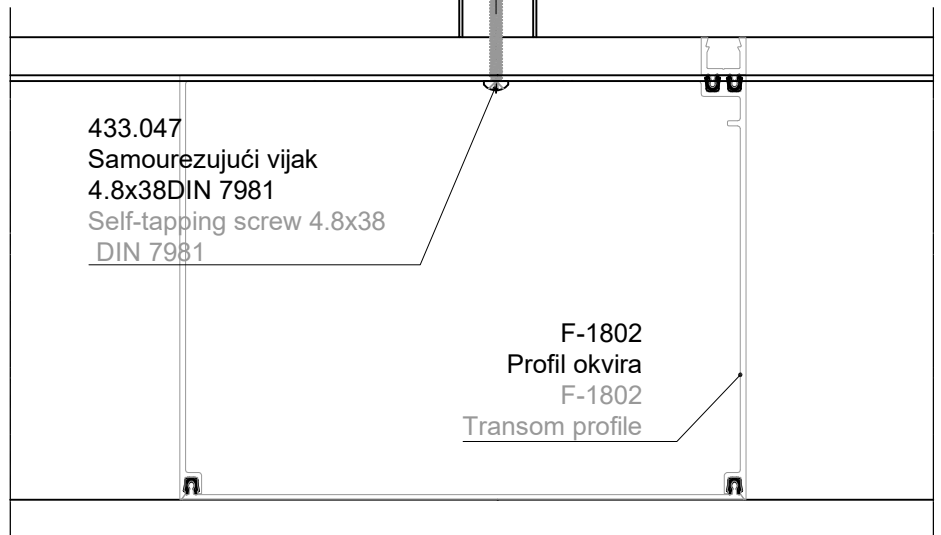
F-1804  
Profil lamele  
F-1804  
Louver profile

Na strani okvira, lamela se montira s samourezujućim vijkom 4.8x38 DIN 7981

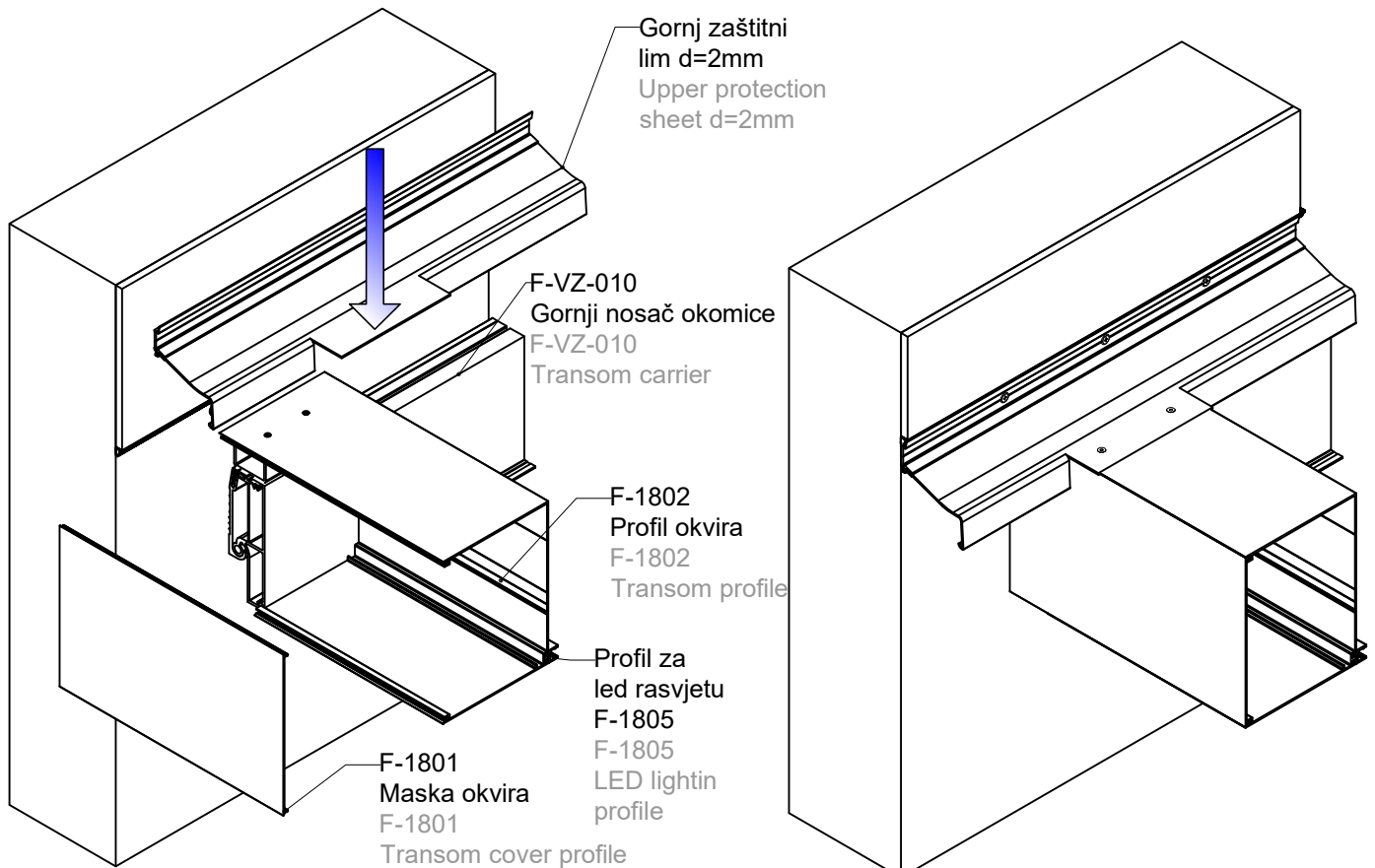
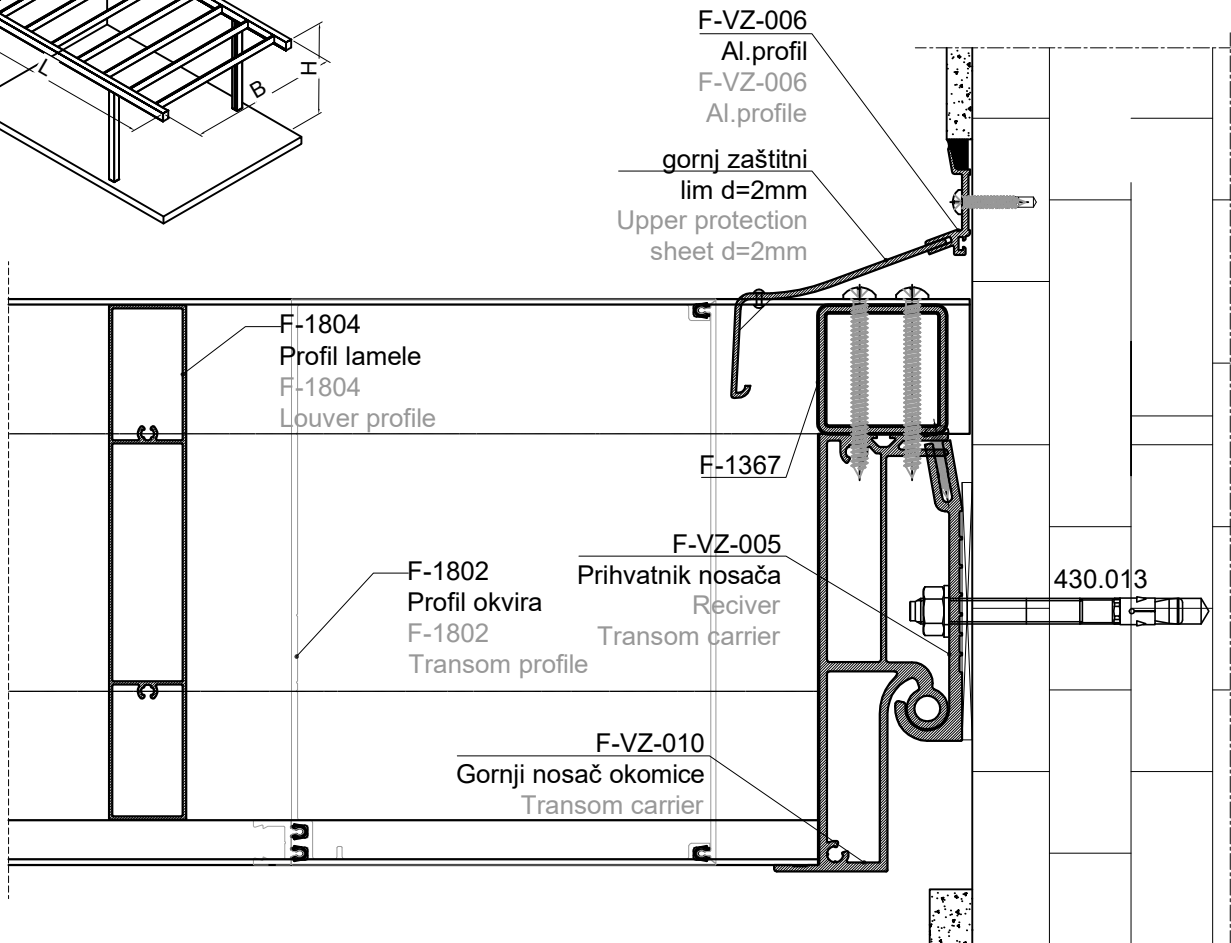
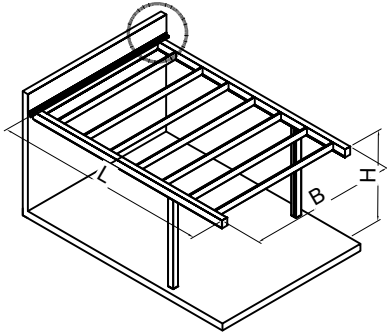
On the side the transom, lamellae mounted with self-tapping screw 4.8x 38 DIN 7981

433.047  
Samourezujući vijak  
4.8x38DIN 7981  
Self-tapping screw 4.8x38  
DIN 7981

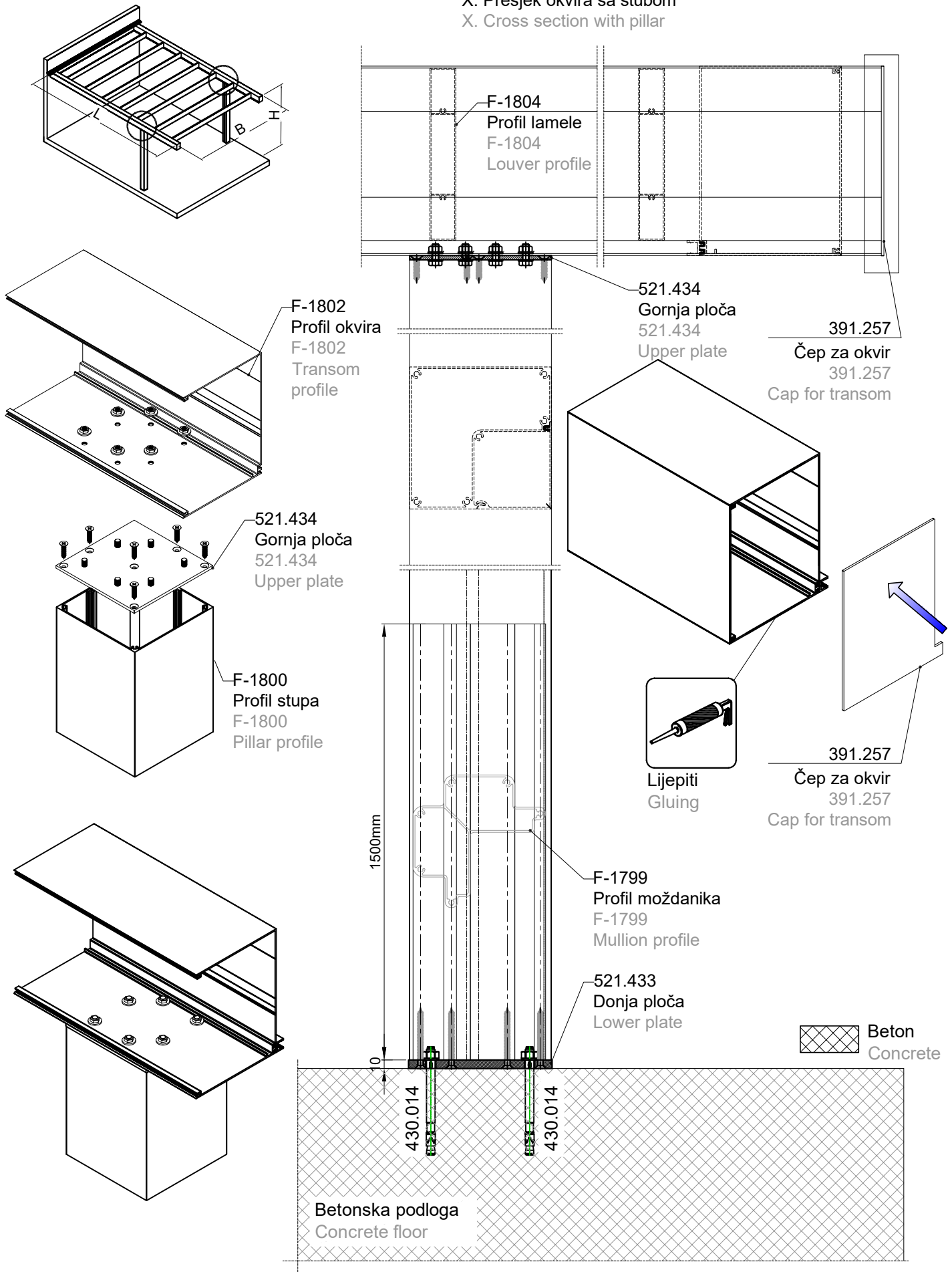
F-1802  
Profil okvira  
F-1802  
Transom profile



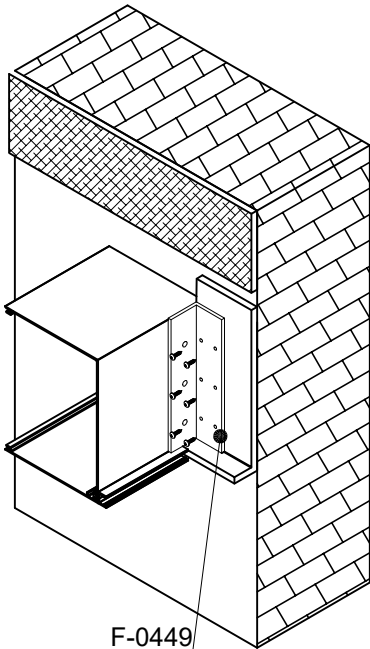
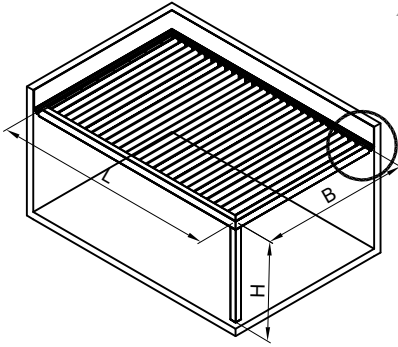
IX. Presjek pergole na spoju sa zidom  
IX. Cross section on joint with wall



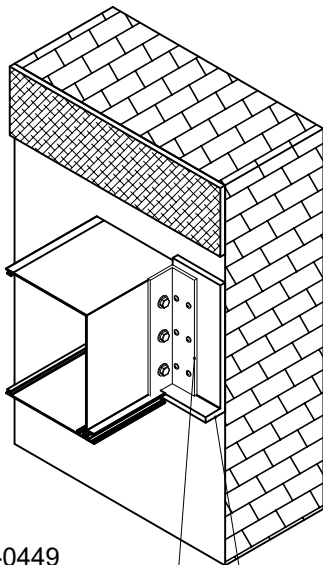
X. Presjek okvira sa stubom  
X. Cross section with pillar



#### XI. Presjek pergole na spoju sa zidom XI. Cross section on joint with wall

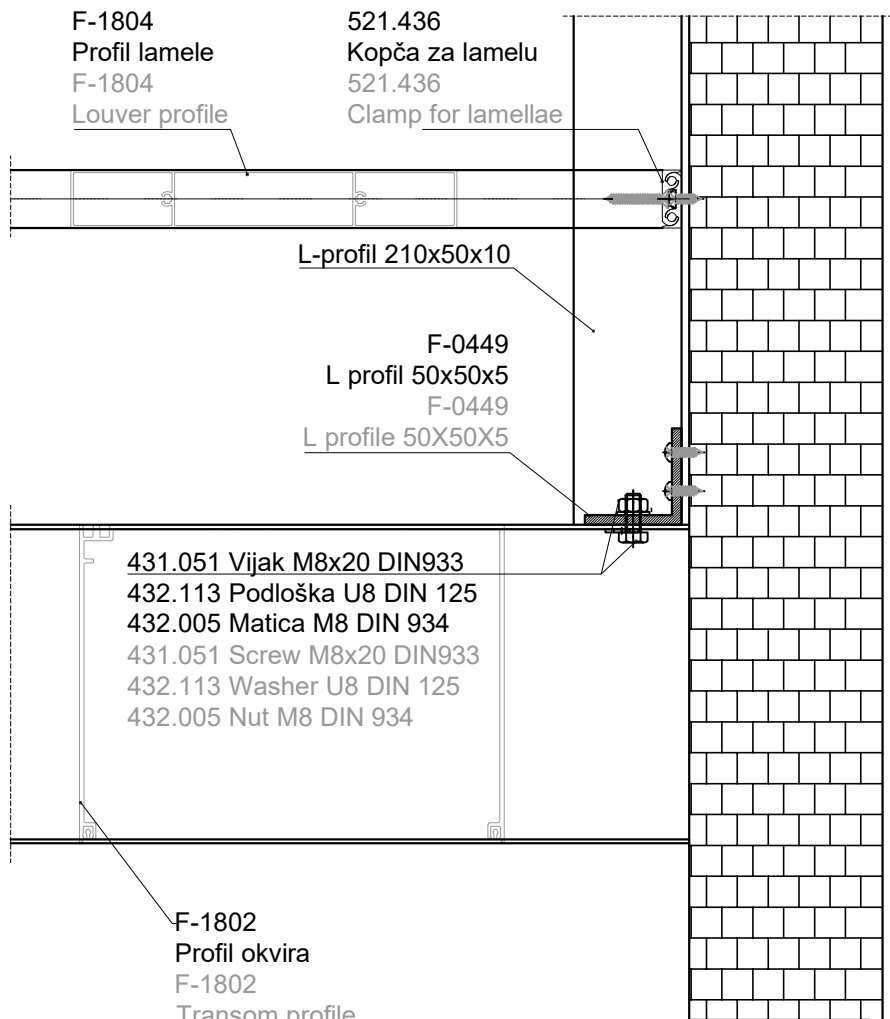
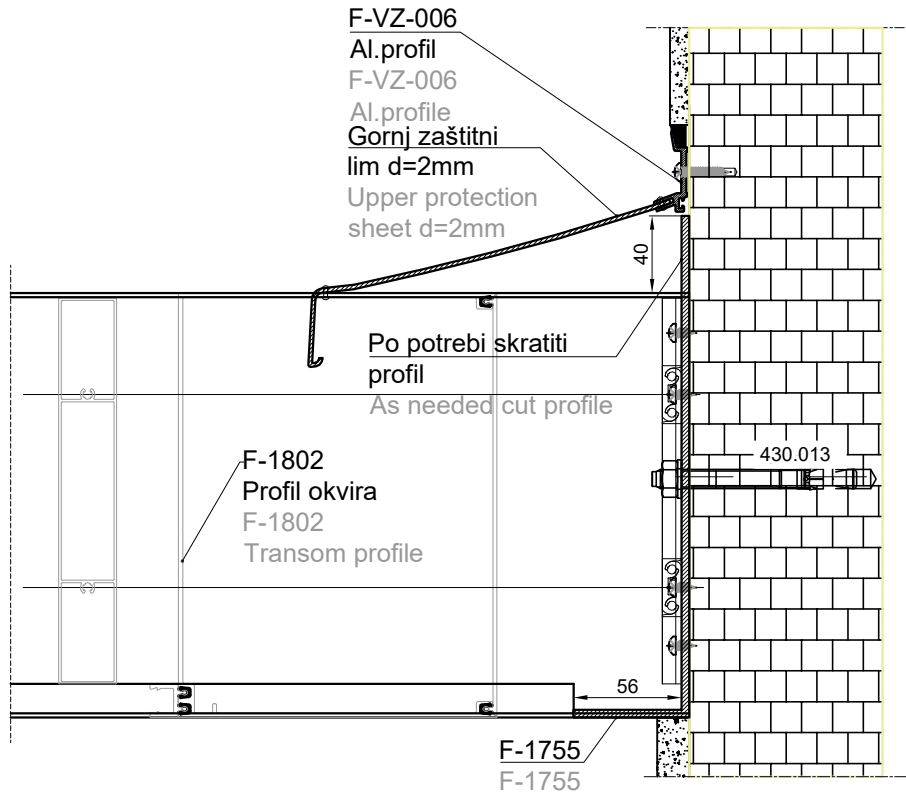


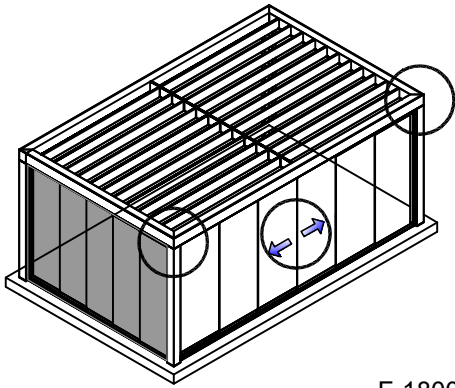
F-0449  
L-profil 50x50x5  
F-0449  
L profile 50x50x5



F-0449  
L profil 50x50x5  
F-0449  
L profile 50x50x5

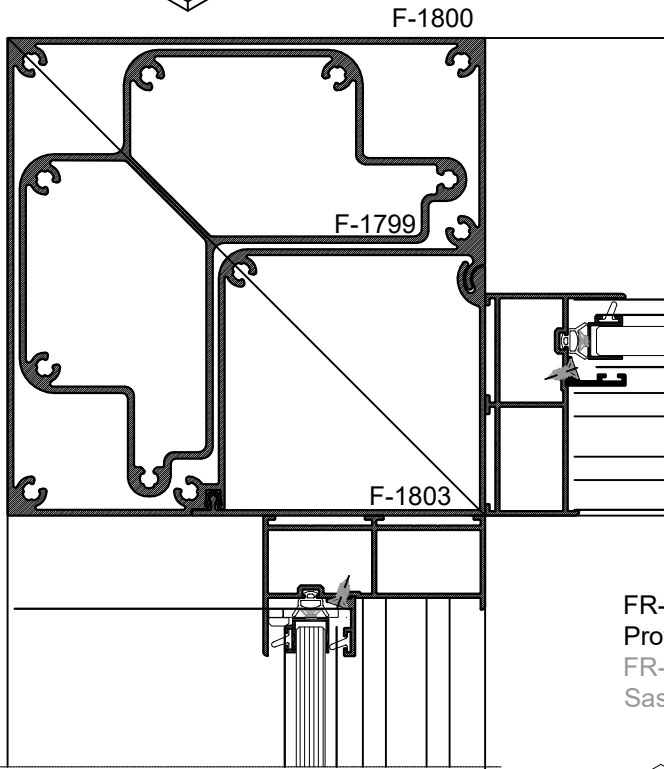
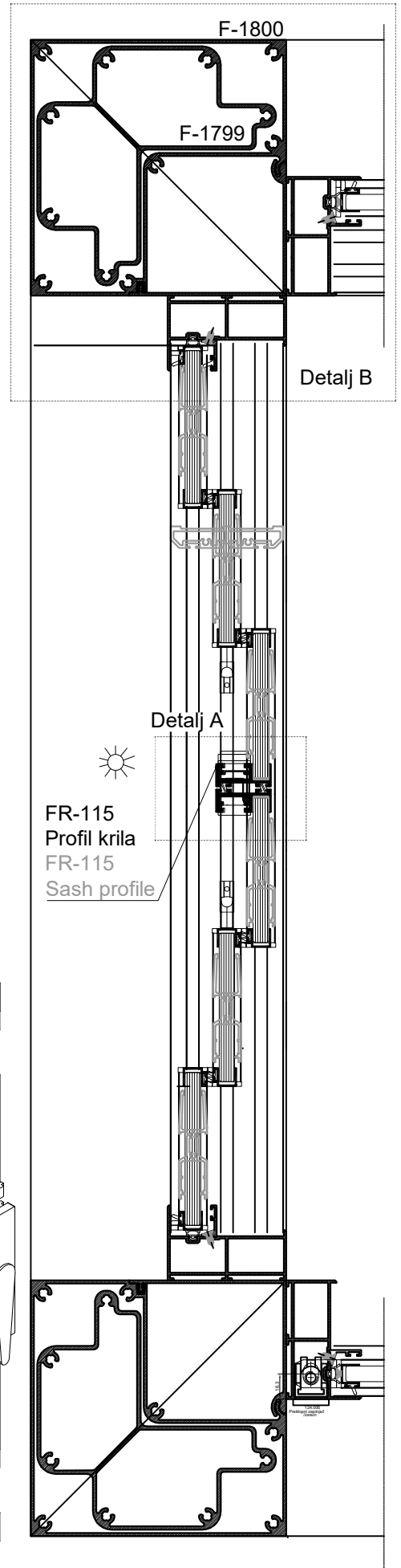
L-profil 210x50x10  
L-profile 210x50x10





XII. Presjek s sistemom FEAL FR-18  
XII. Cross section with system FEAL FR-18

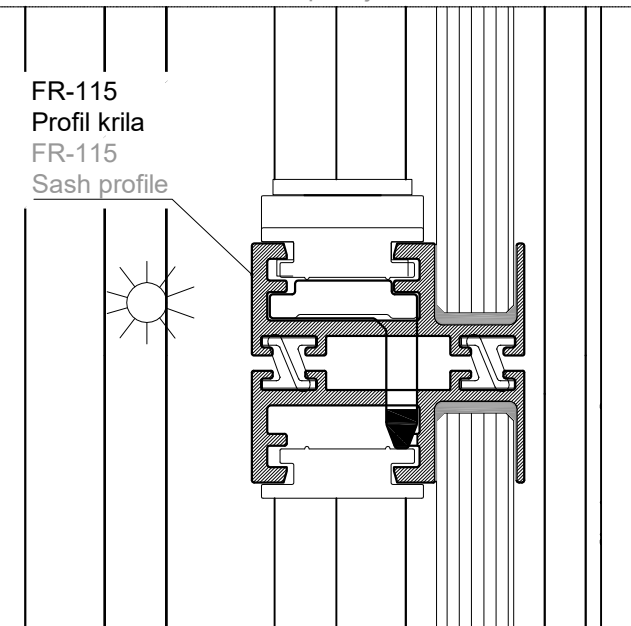
Detalj B  
M 1.5:1



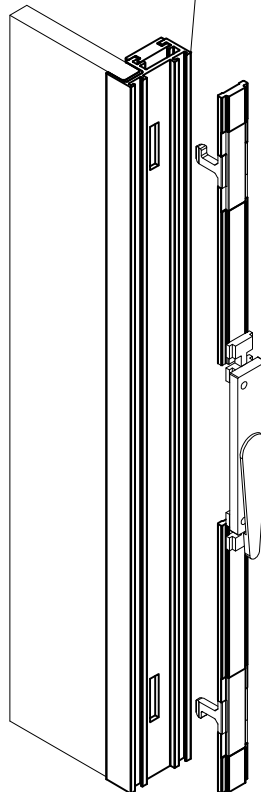
FR-115  
Profil krila  
FR-115  
Sash profile

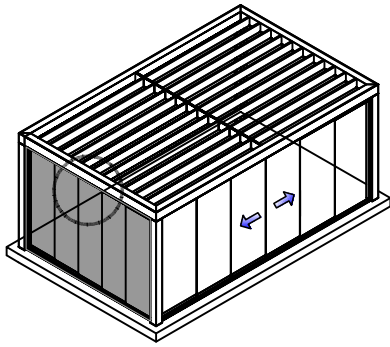
FR-115  
Profil krila  
FR-115  
Sash profile

Prikaz ključanja na spoju dva krila  
Look up on join two sash

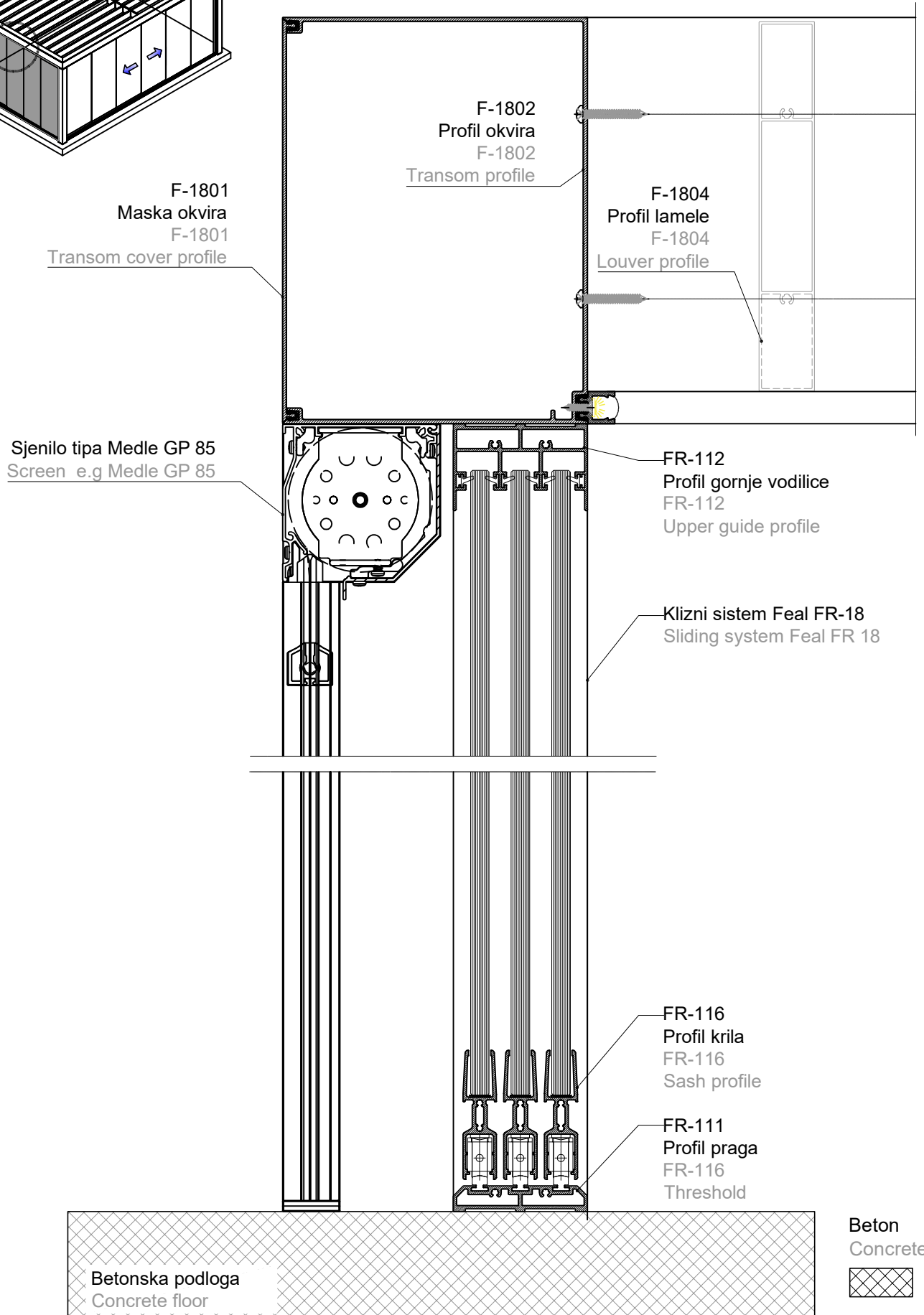


Detalj A  
M 4:1



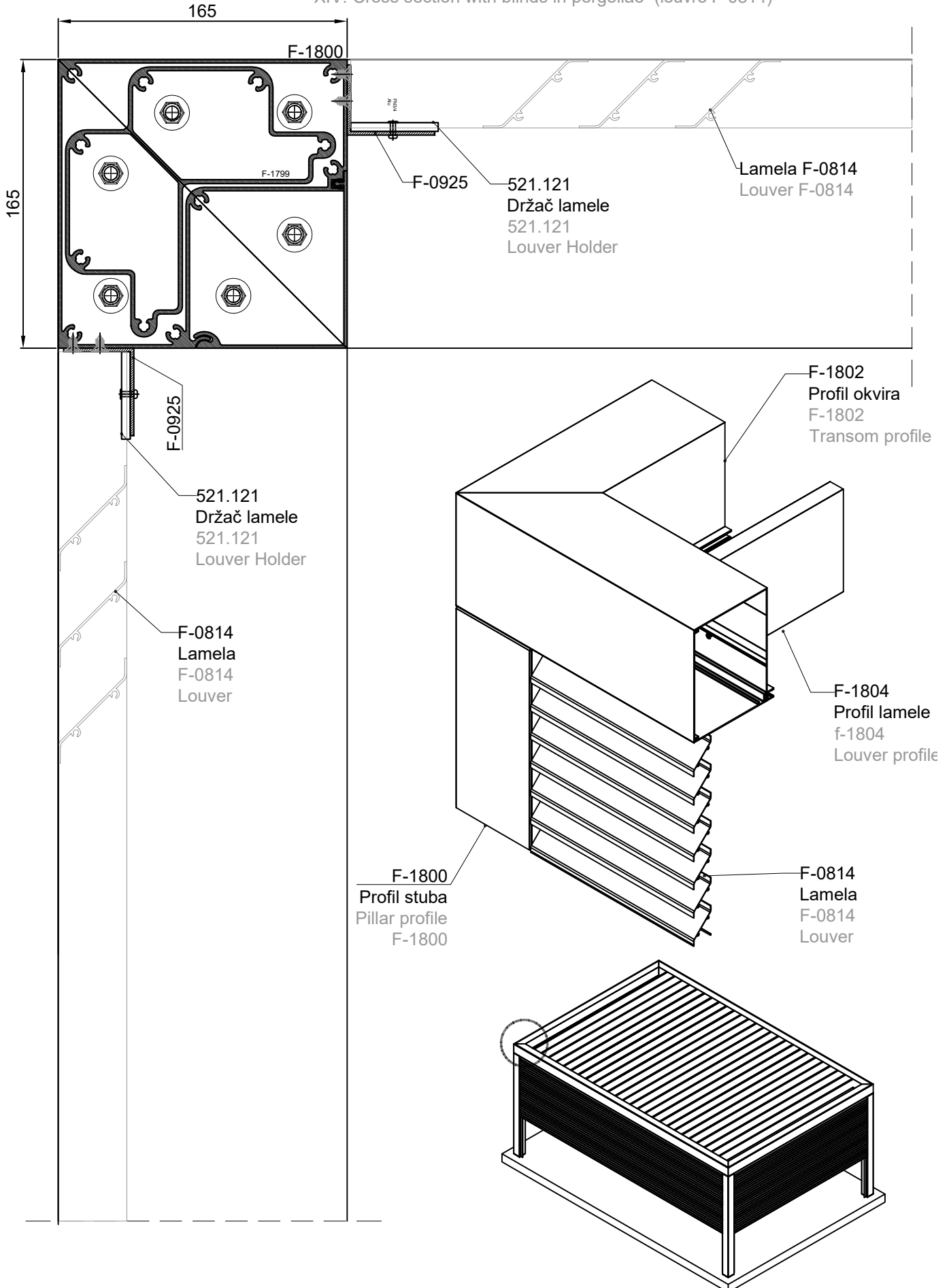


XIII. Mogućnost ugradnje kliznog staklenog sistema  
Feal FR 18 kao i screen sjenila tipa Medle GP 85 i sl.  
XIII. Possibility installation of the sliding glass system  
Feal FR 18 as e.g. screen Medle GP85

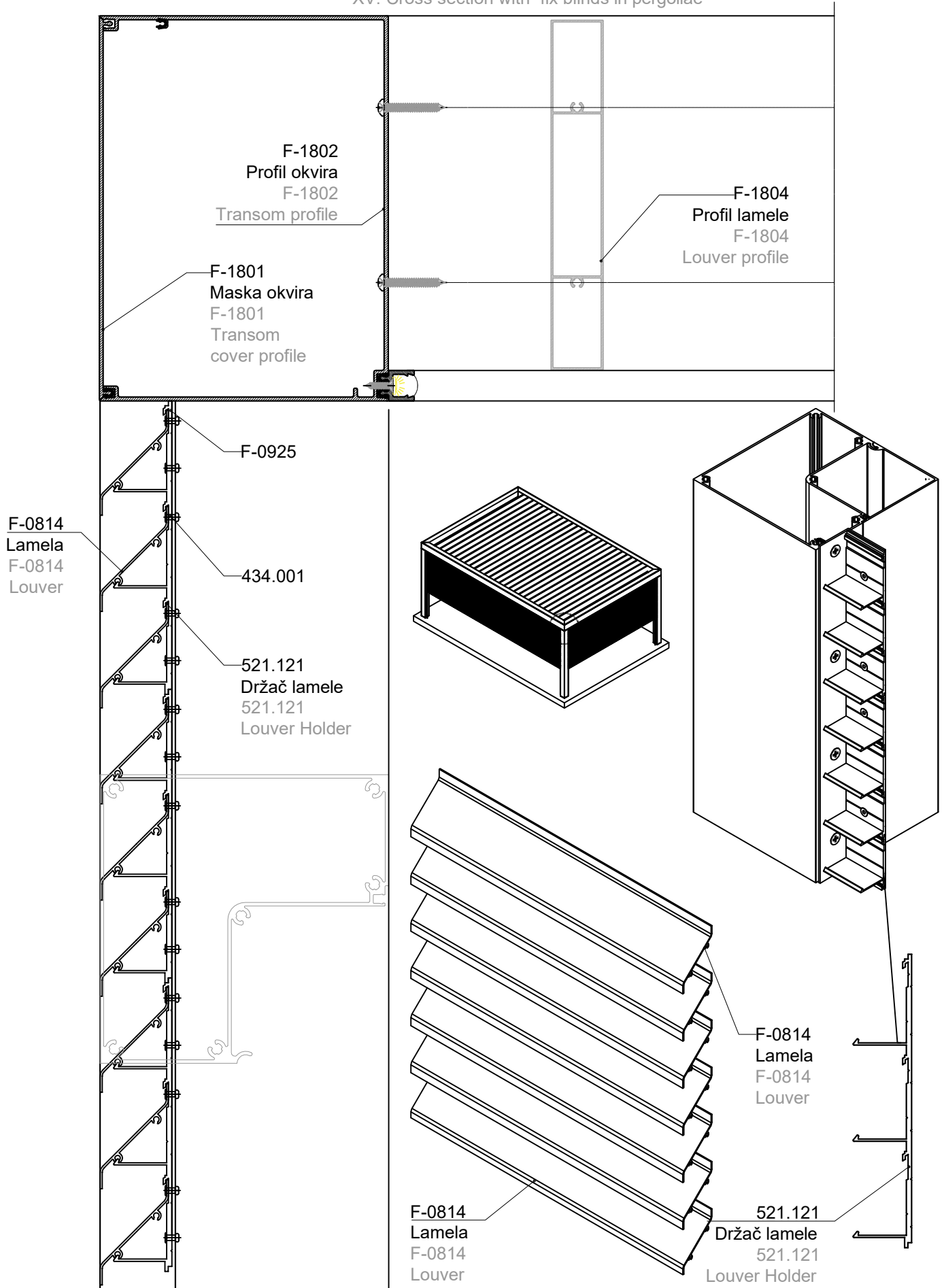


#### XIV. Priesjek fiksnih žaluzina u pergoli (lamela F-0814)

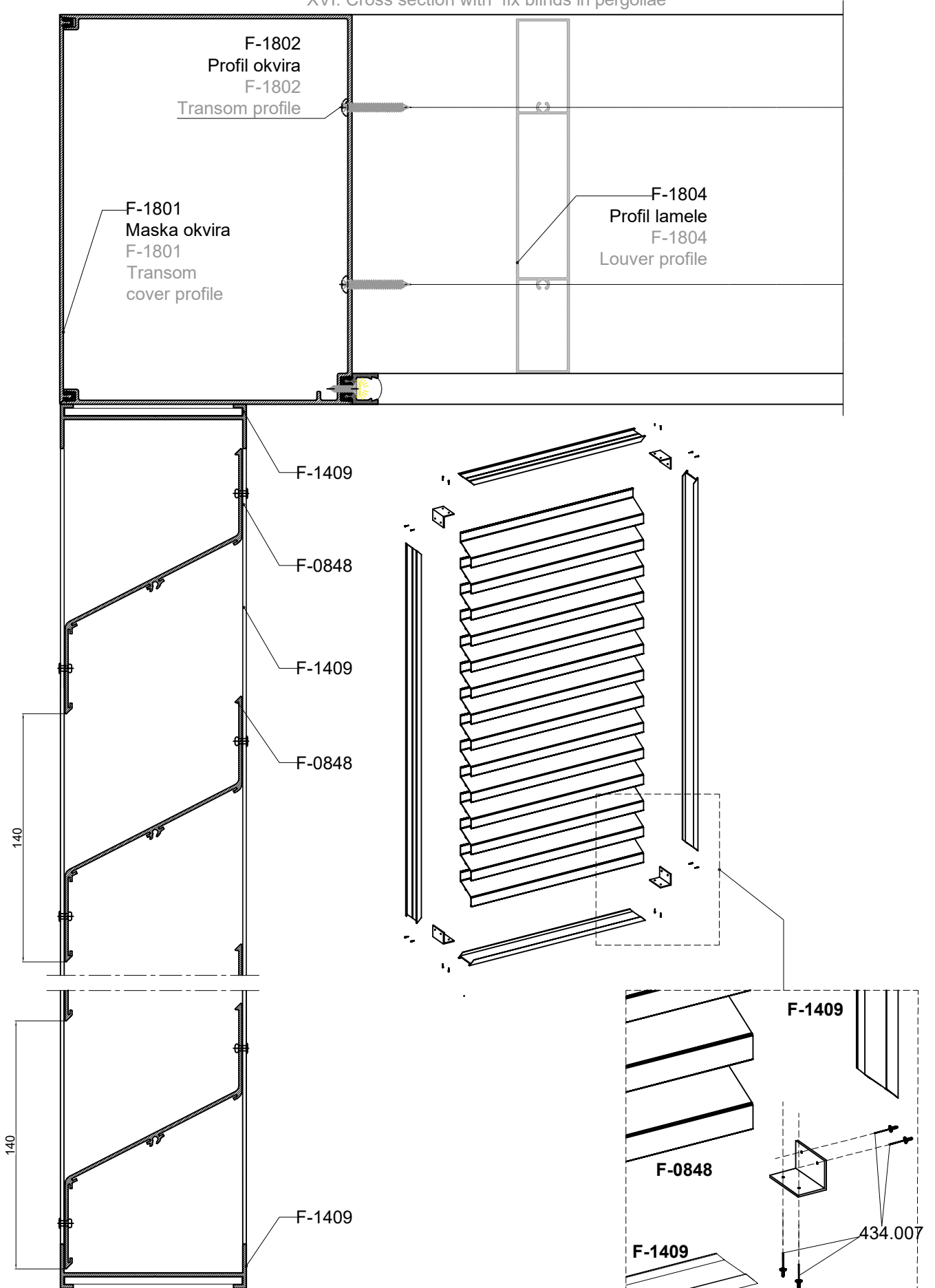
XIV. Cross section with blinds in pergollae (louvre F-0814)



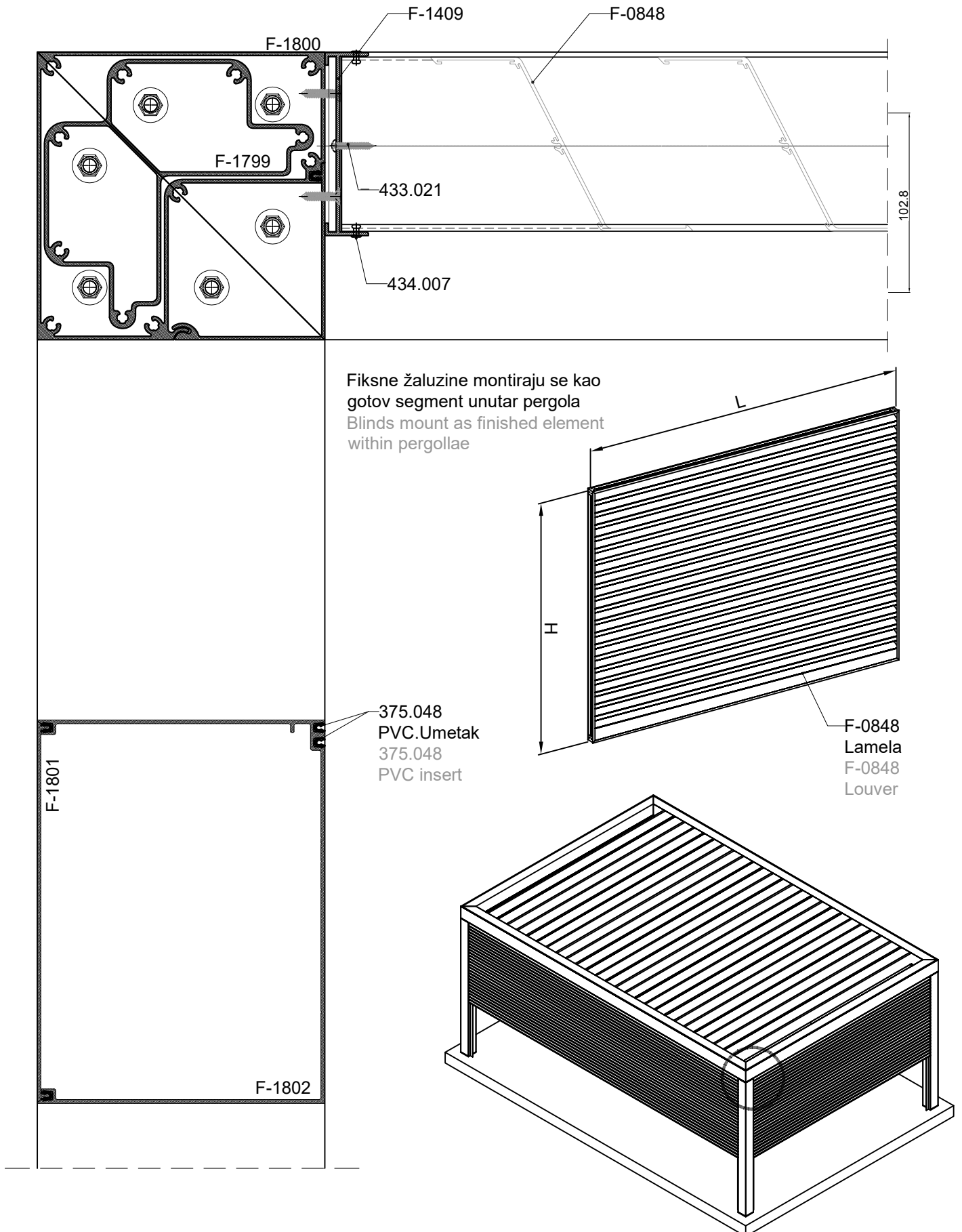
XV. Priesjek fiksnih žaluzina u pergoli  
XV. Cross section with fix blinds in pergollae



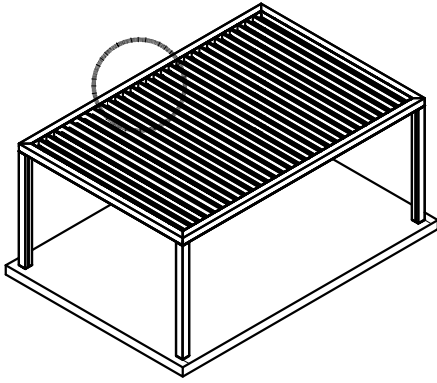
XVI. Priesjek fiksnih žaluzina u pergoli  
XVI. Cross section with fix blinds in pergollae



XVII. Priesjek fiksnih žaluzina u pergoli  
XVII. Cross section with fix blinds in pergollae

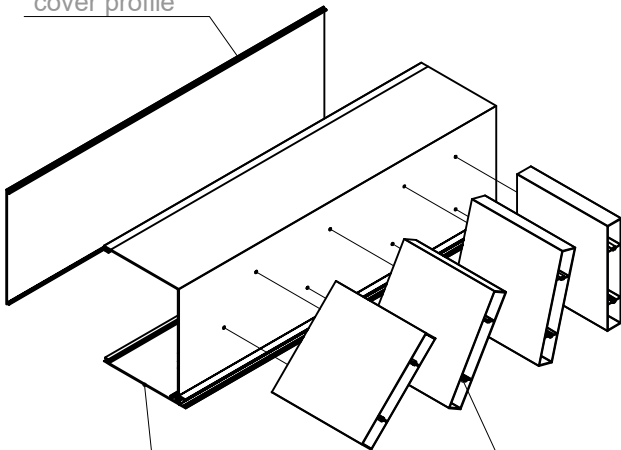


XVIII. Mogućnost okretanja lamela  
XVIII. Possibility rotation of louver



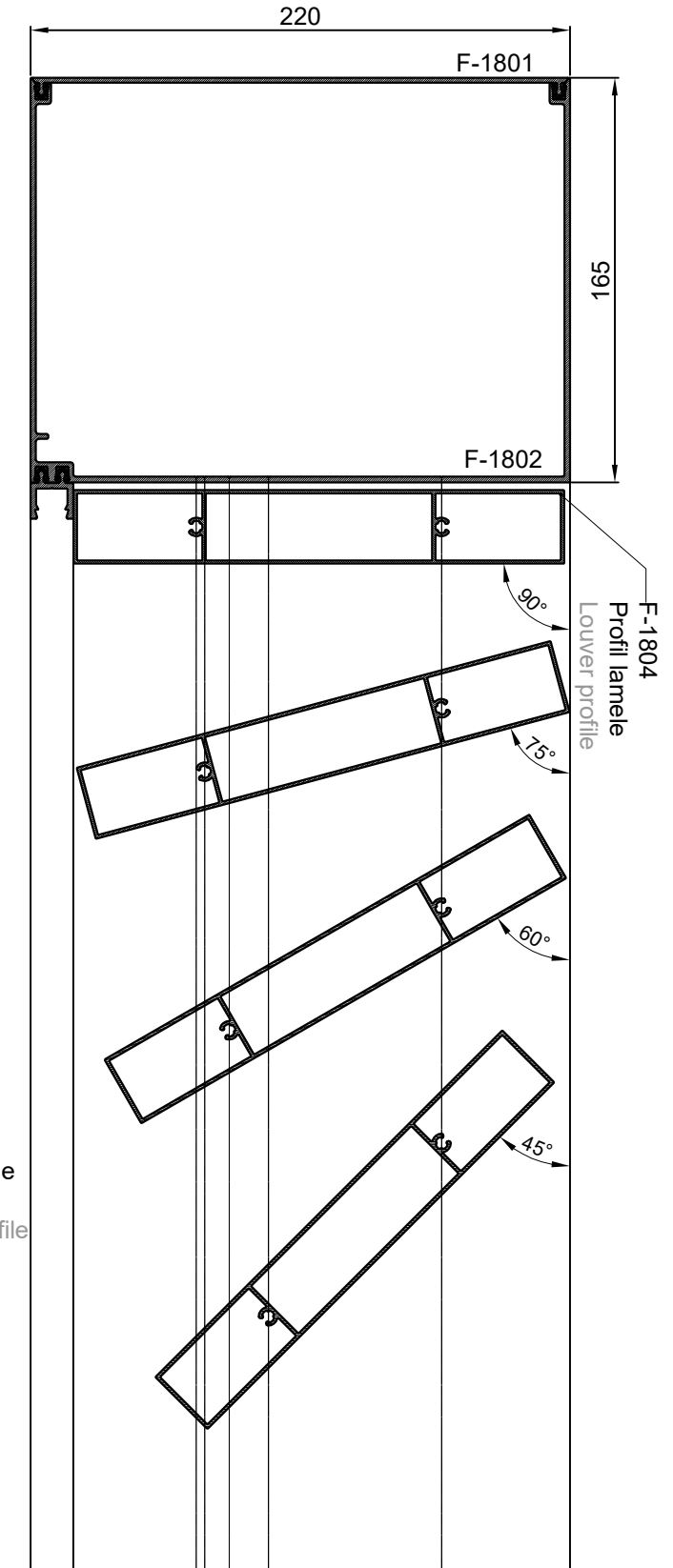
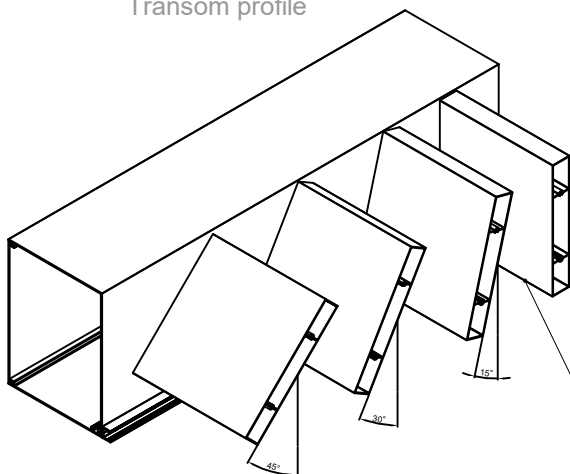
Mogućnost okretanja lamela  
pod različitim kutom (0°, 15°, 30°, 45°)  
Possibility rotation of louver at  
different angle (0°, 15°, 30°, 45°)

F-1801  
Maska okvira  
F-1801  
Transom  
cover profile



F-1802  
Profil okvira  
F-1802  
Transom profile

F-1804  
Profil lamele  
F-1804  
Louver profile



F-1804  
Profil lamele  
F-1804  
Louver profile





**Obrada i montaža**  
Processing and montage



### I. Obrada profila moždanika F-1799 i stuba F-1800

Pilanje moždanika na visinu  $H_{min}=1500\text{mm}$ .

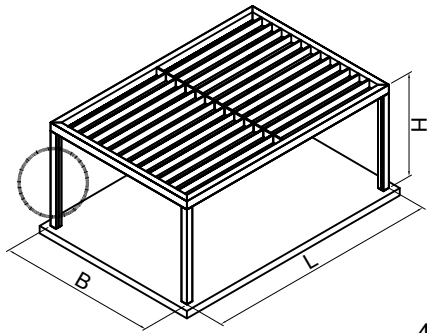
Pilanje profila stuba F-1800 prema crtežu.

### I. Processing mullion profile F-1799 and pillar profile F-1800

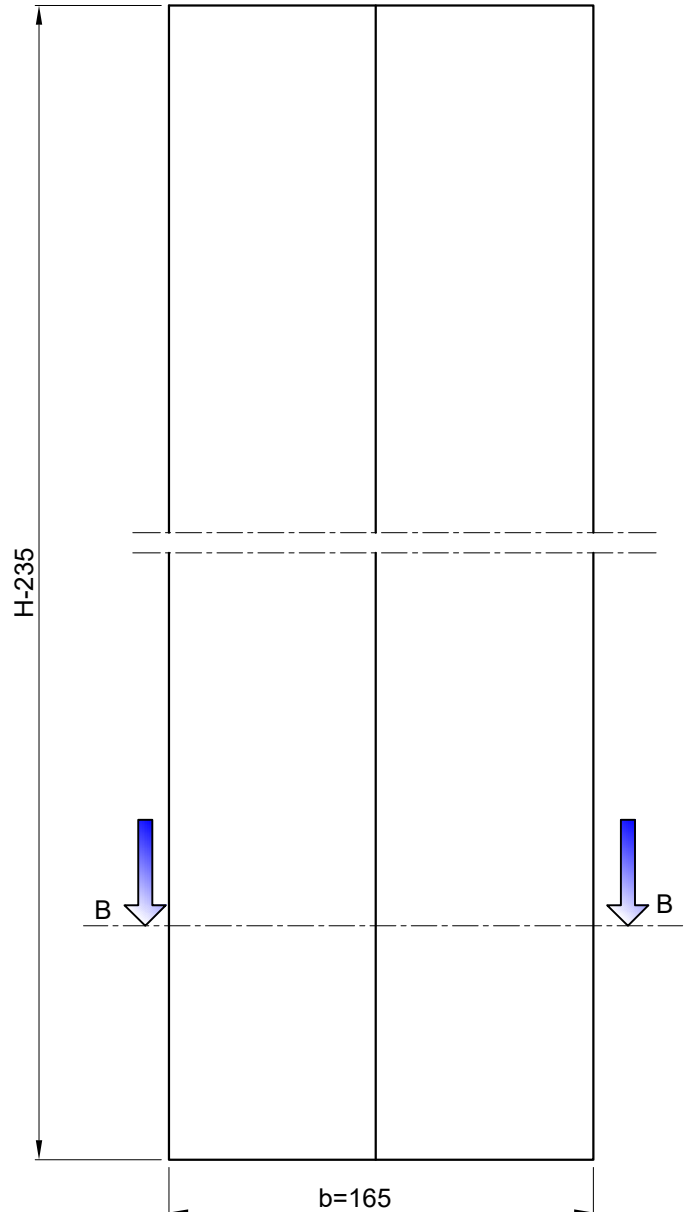
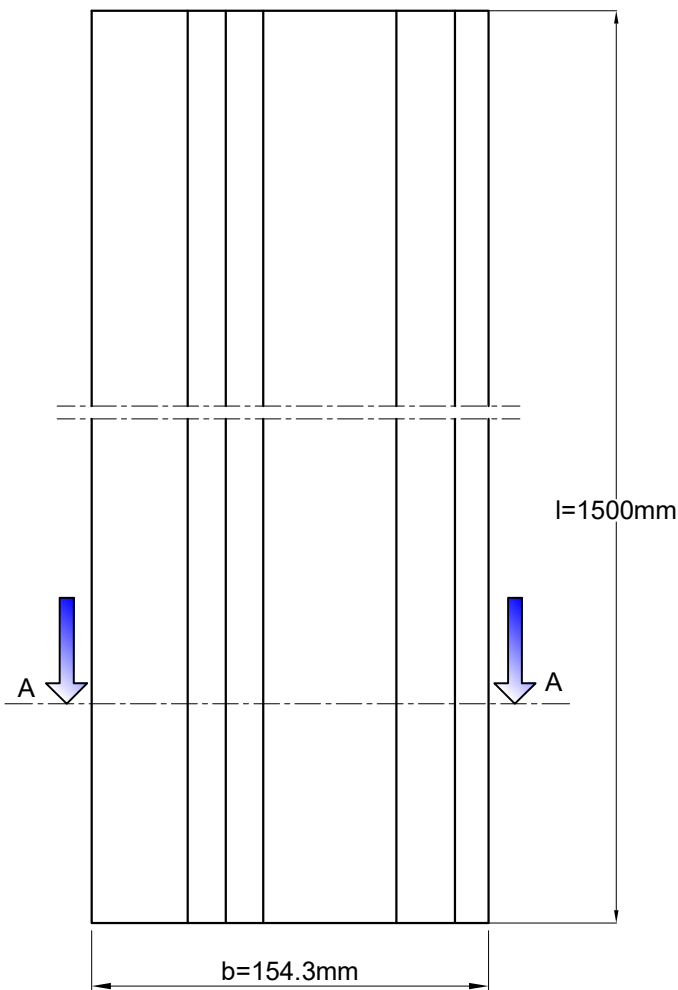
Cutting mullion profile F-1799 to a height  $H_{min}$  1500mm

Cutting pillar profile F-1800 according to draw

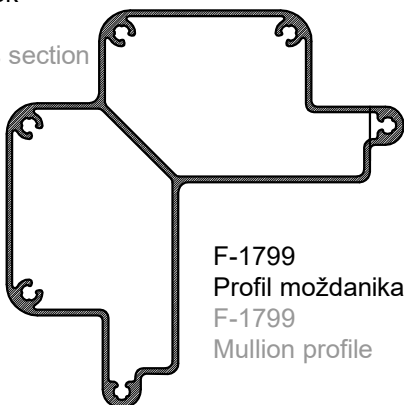
4 kom  
4 pcs



4 kom  
4 pcs

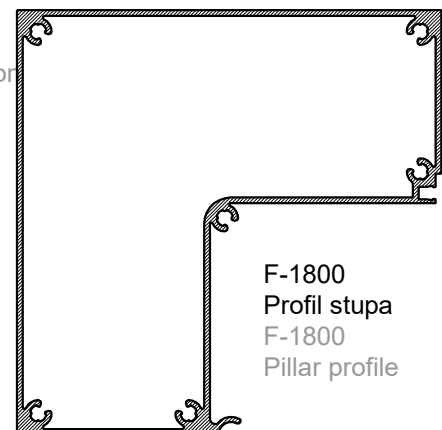


Presjek  
A-A  
Cross section  
A-A



F-1799  
Profil moždanika  
F-1799  
Mullion profile

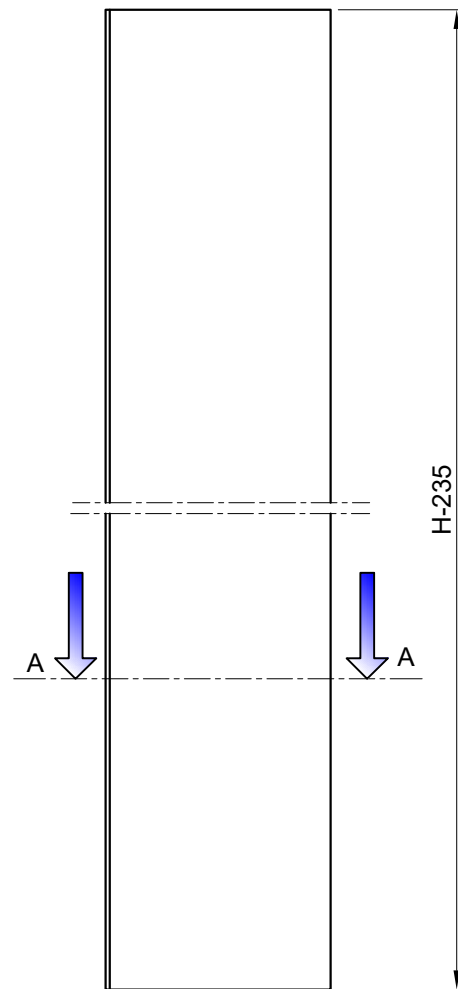
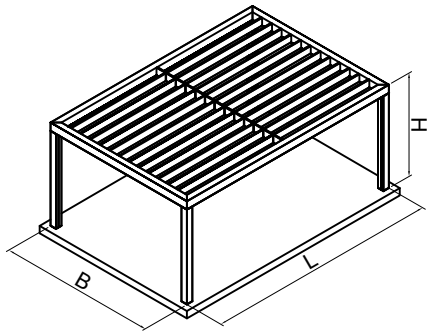
Presjek  
B-B  
Cross section  
B-B




F-1800  
Profil stuba  
F-1800  
Pillar profile

#### II. Obrada profila maske stupa F-1803, lamele F-1804 i držača led rasvjete F-1805

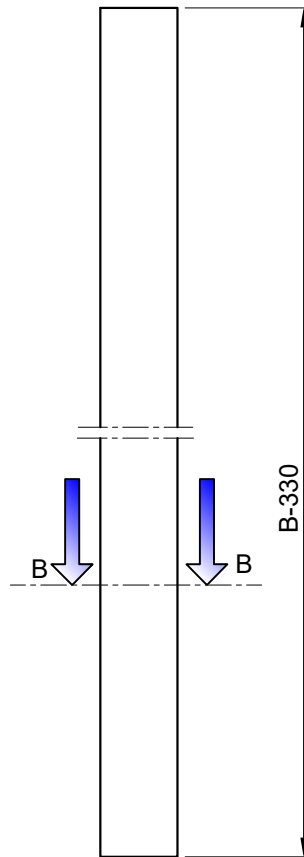
#### II. Processing pillar cover profile F-1803, louver F-1804 and LED holder profile F-1805



Presjek  
A-A  
Cross section  
A-A



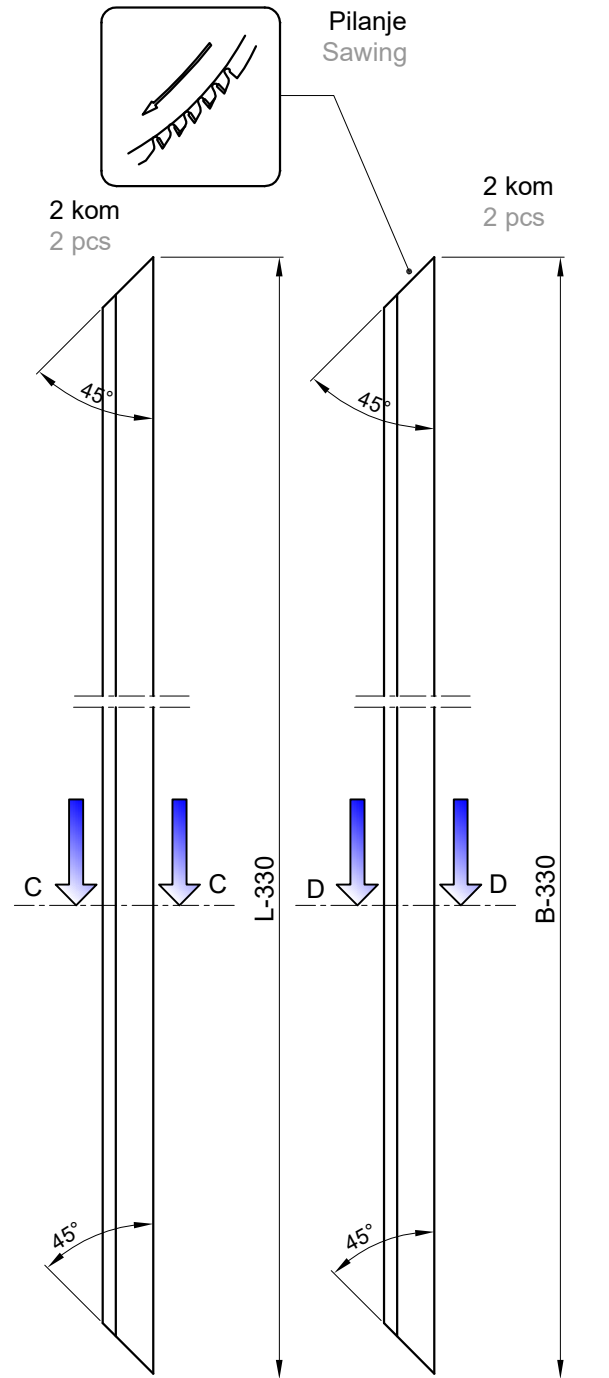
F-1803  
Maska stupa  
F-1803  
Pillar cover plate



Presjek  
B-B  
Cross section  
B-B



F-1804  
Profil lamele  
F-1804  
Louver profile



Presjek  
C-C  
Cross section  
C-C



F-1805  
Nosáč LED rasvjete  
F-1805  
LED light profile

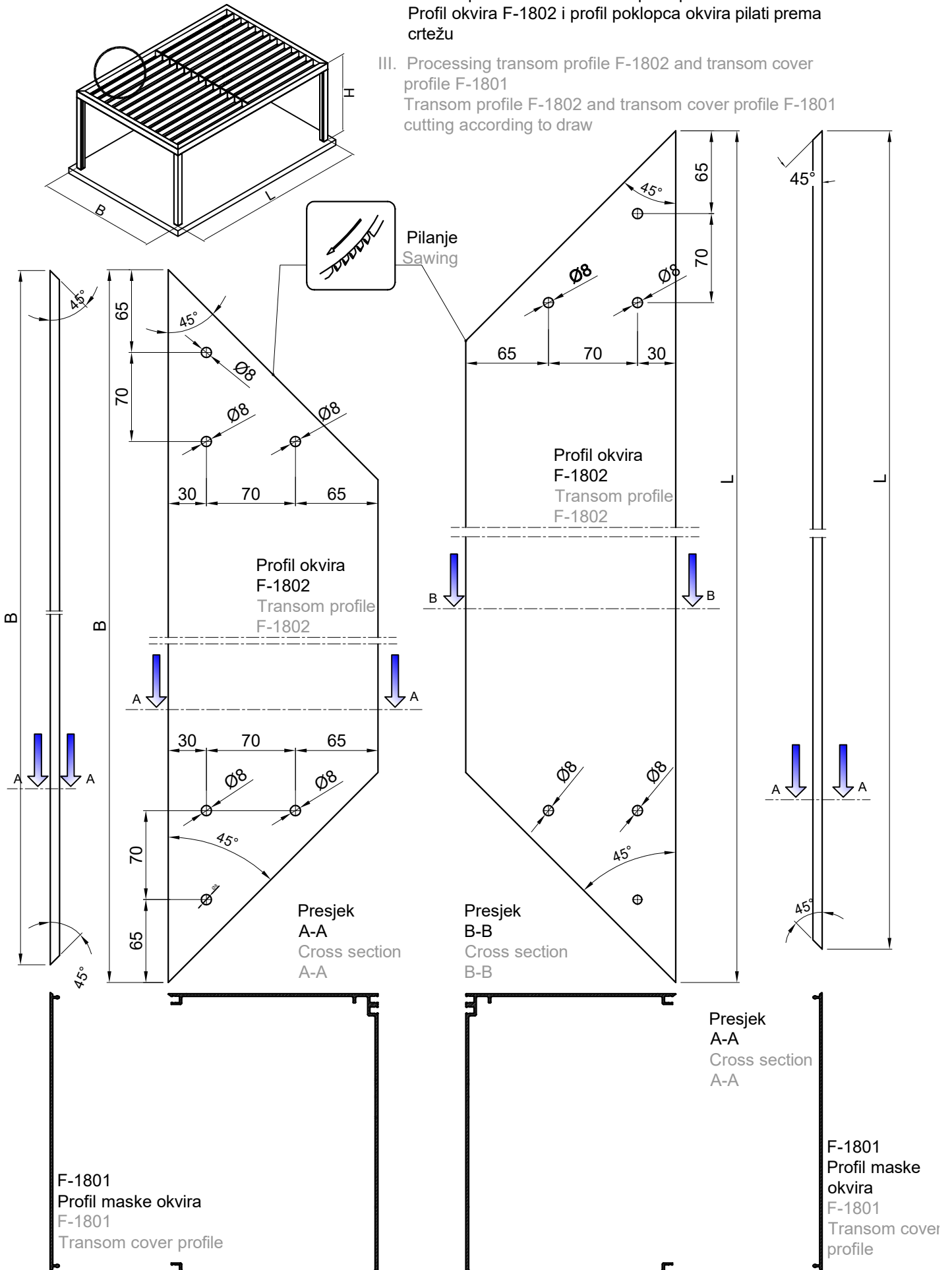
Presjek  
D-D  
Cross section  
D-D



F-1805  
Nosáč LED rasvjete  
F-1805  
LED light profile

III. Obrada profila okvira F-1802 i poklopca okvira F-1801  
 Profil okvira F-1802 i profil poklopca okvira pilati prema crtežu

III. Processing transom profile F-1802 and transom cover profile F-1801  
 Transom profile F-1802 and transom cover profile F-1801 cutting according to draw

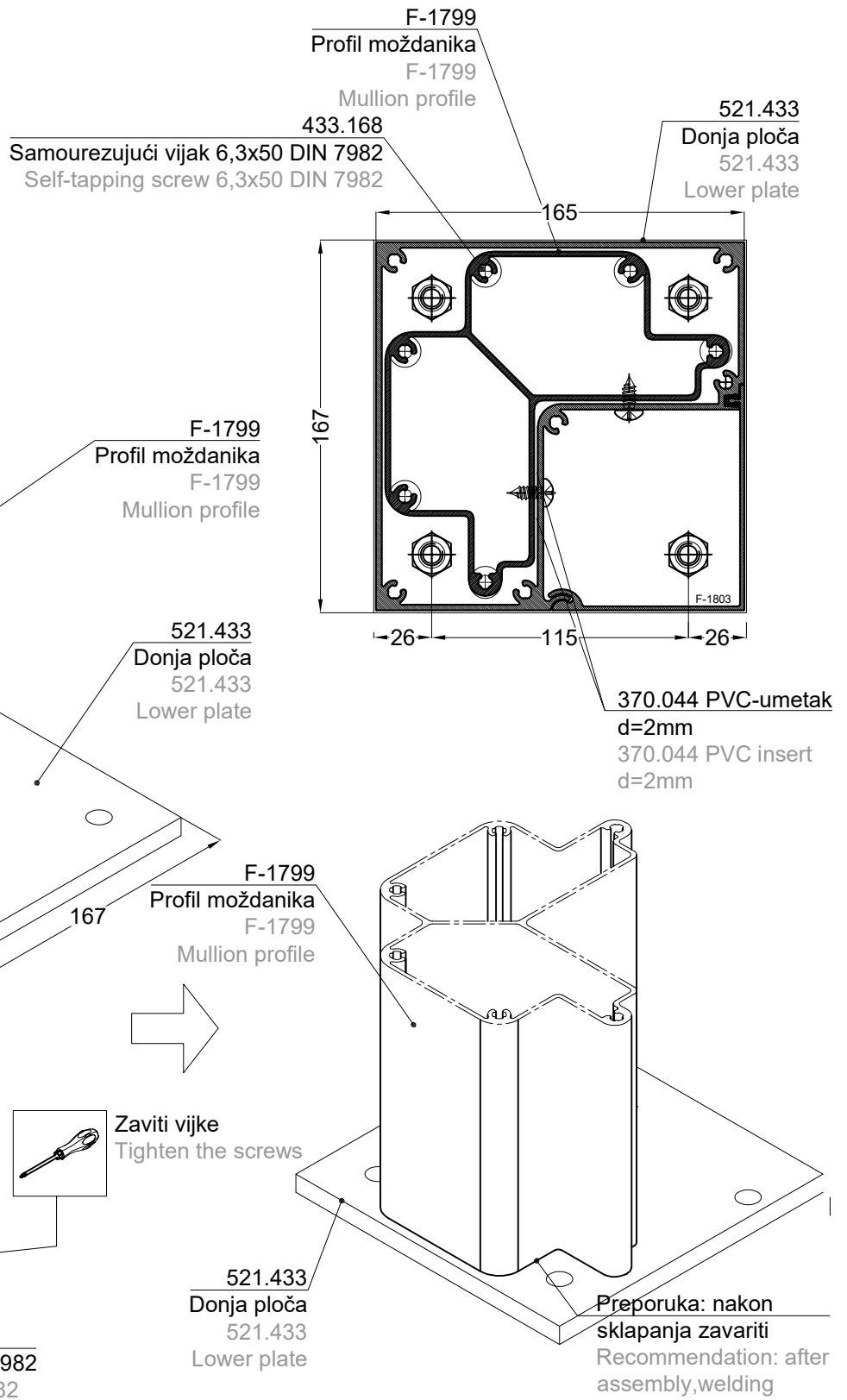
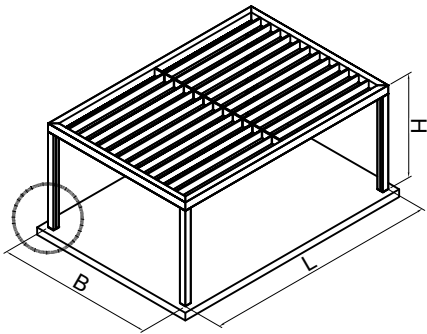


### IV. Montaža profila moždanika F-1799 na donju ploču IV. Montage a mullion profile F-1799 on the lower plate

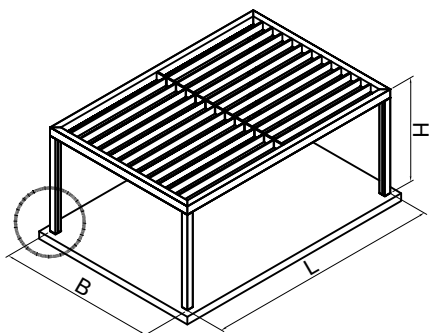
Na donju ploču 521.433 montiramo profil moždanika F-1799.

Donju ploču 521.433 s profilom moždanika F-1799 povezujemo sa 6 samorezujućih vijaka 6,3x50 DIN 7982 433.168.

On the lower plate 521.433 montage mullion profile F-1799  
With 6 self-tapping screws, lower plate 521.433 connection with mullion profile F-1799



### V. Montaža moždanika s pločom na gotov pod V. Montage a mullion profile F-1799 on the finished floor

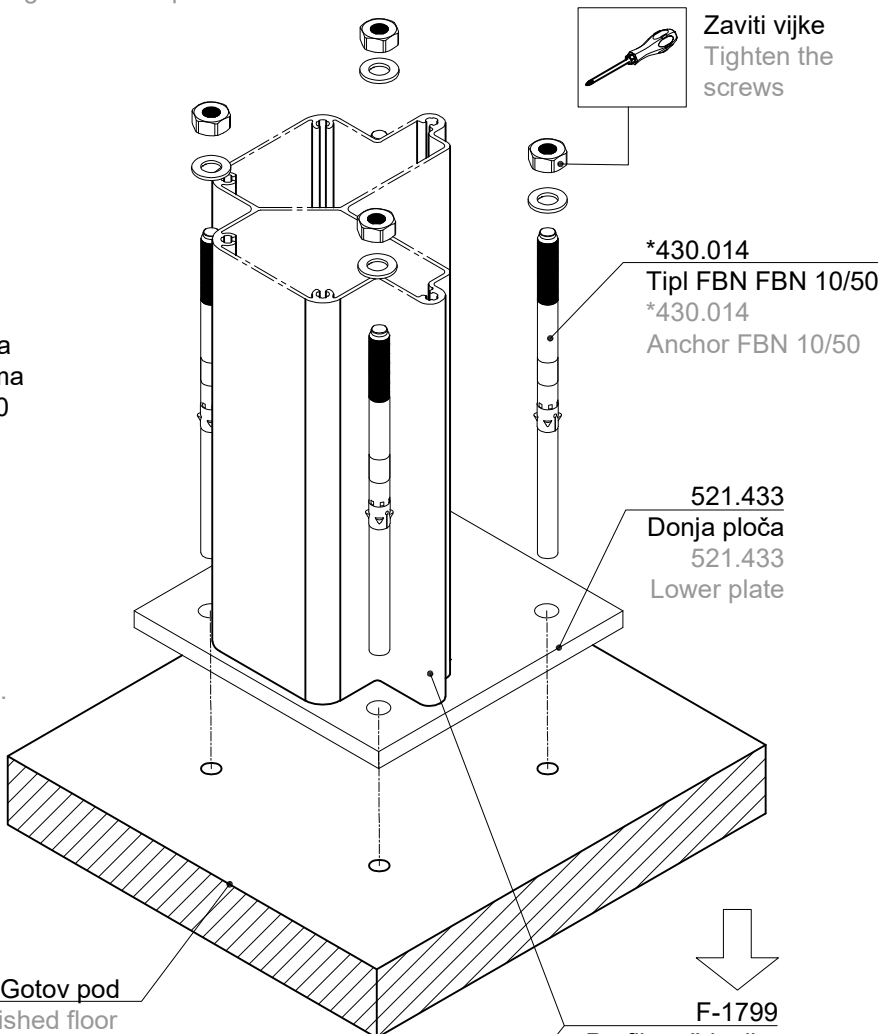


Donju ploču 521.433 s profilom moždanika F-1799 montirati na završnu podlogu prema odgovarajućim rupama. Tiplom FBN 10/50 430.014 fiksiramo donju ploču. Ploču koristiti kao šablon za bušenje rupa za tiplove.

Lower plate 521.433 with mullion profile F-1799 montage on finished floor according to responding hole. With anchor FBN 10/50 430.014 fix lower plate. Lower plate use as template for drill holes.

\*Tipl izabrati ovisno o podlozi

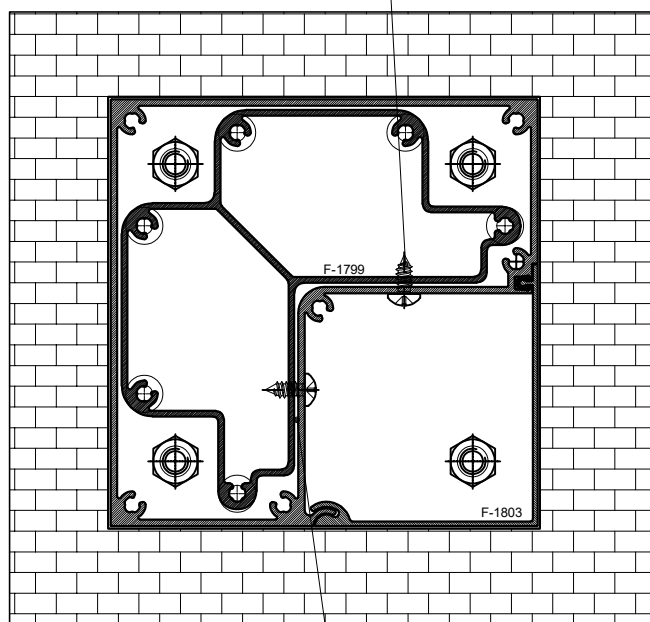
\*Choose the dowel depending on the substrate



433.074  
Samourezujući vijak  
6,3x16 DIN 7982  
Selfscrew 6,3x16  
DIN 7982

Gotov pod  
Finished floor

F-1799  
Profil moždanika  
F-1799  
Mullion profile



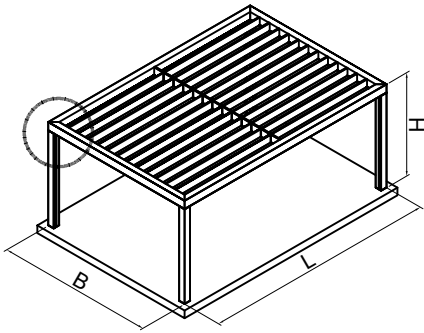
370.044  
PVC-umetak  
d=2mm  
370.044 PVC  
insert d=2mm

Gotov pod  
Finished floor

Preporuka: nakon  
sklapanja zavariti  
Recommendation: after  
assembly, welding

430.014  
Tipl FBN  
10/50  
430.014  
Anchor FBN  
10/50

521.433  
Donja ploča  
521.433  
Lower plate



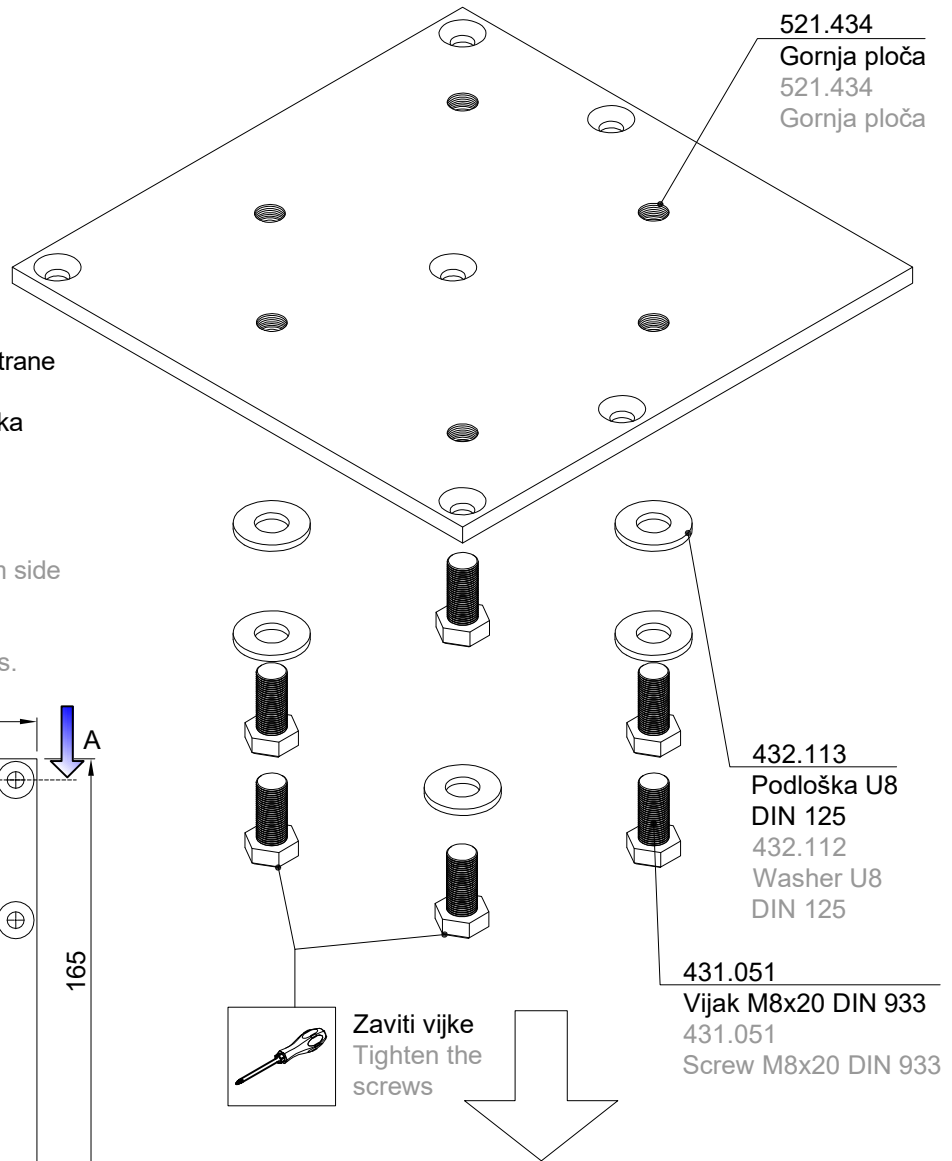
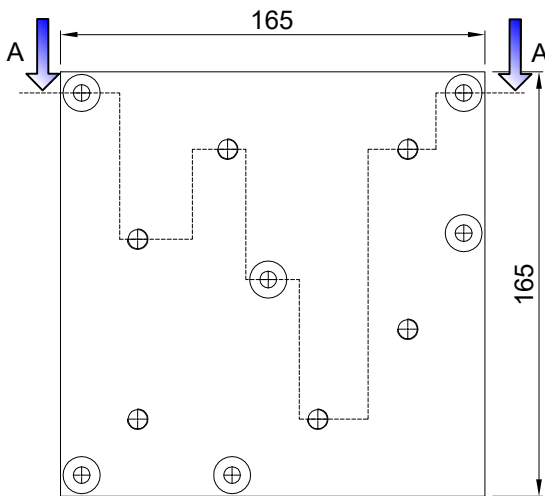
VI. Montaža gornje ploče 521.434 sa vijcima M8x20 DIN 933 431.051  
VI. Montage upper plate 521.434 with screw M8x20 DIN 933 431.051

**Predmontaža gornje ploče:**

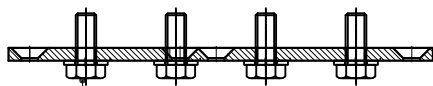
Na gornju ploču 521.434 s donje strane montiramo 6 vijaka M8x20.  
Između gornje ploče 521.434 i vijaka M8x20 se montiraju podloške.

**Pre-montage upper plate:**

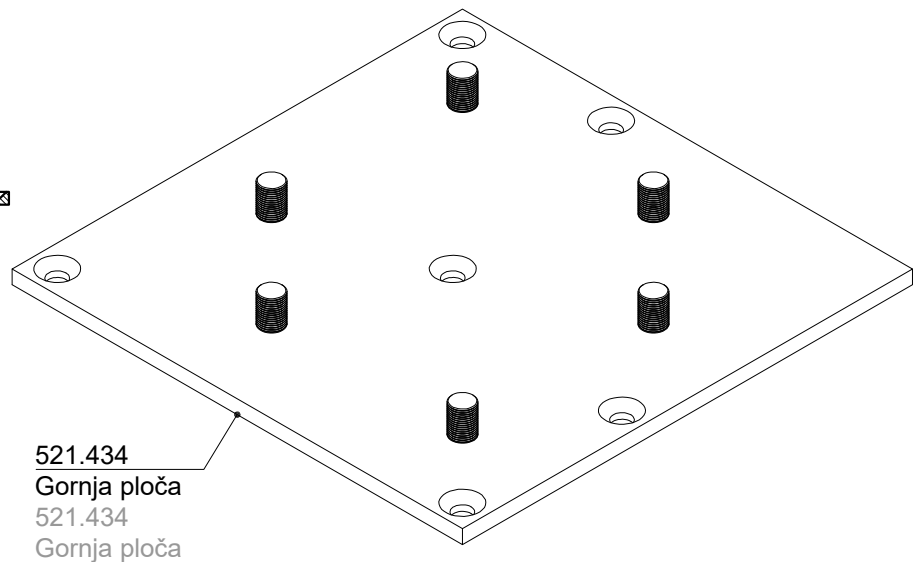
On upper plate 521.434 on bottom side montage 6 screws M8x20.  
Between upper plate 521.434 and screws M8x20 montage a washers.



**Presjek A-A**  
Cross section  
A-A

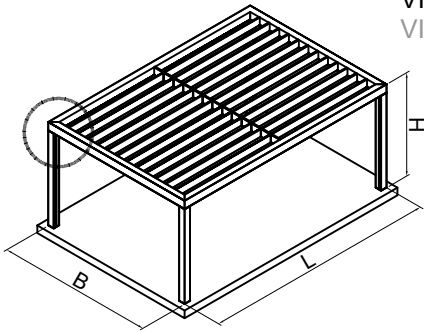


431.051  
Vijak M8x20 DIN 933  
431.051  
Screw M8x20 DIN 933



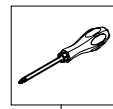
521.434  
Gornja ploča  
521.434  
Gornja ploča

### VII. Montaža gornje ploče 521.434 na profil stupa F-1800 VII. Montage upper plate 521.434 on pillar profile F-1800

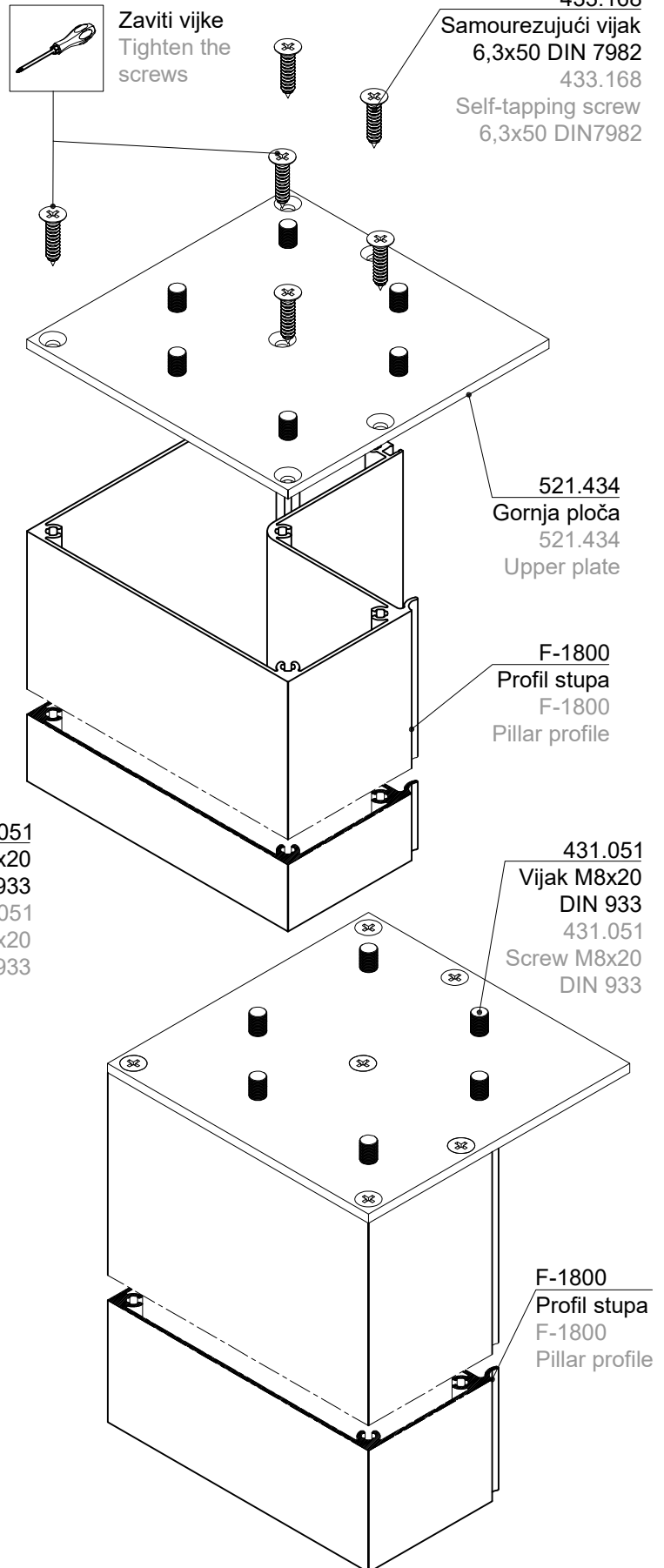


Gornju ploču 521.434 pričvrstiti sa 6 samourezujućih vijaka 6,3x50 DIN 7982 433.168. sa profilom stupa Gornju ploču 521.434 sa 6 vijaka M8x20 DIN 933 431.051 povežujemo profilom okvira F-1802.

Upper plate 521.434 tighten with 6 self-tapping screw 6,3x50 DIN 7982 433.168 with pillar profile Upper plate 521.434 with 6 screws M8x20 DIN 933 431.051 joined on transom profile F-1800.



Zaviti vijke  
Tighten the screws



433.168

Samourezujući vijak  
6,3x50 DIN 7982

433.168

Self-tapping screw  
6,3x50 DIN7982

521.434

Gornja ploča  
521.434

Upper plate

F-1800

Profil stupa  
F-1800  
Pillar profile

433.168

Samourezujući vijak  
6,3x50 DIN 7982

433.168

Self-tapping screw  
6,3x50 DIN7982

431.051

Vijak M8x20  
DIN 933

431.051

Screw M8x20  
DIN 933

431.051

Vijak M8x20  
DIN 933

431.051

Screw M8x20  
DIN 933

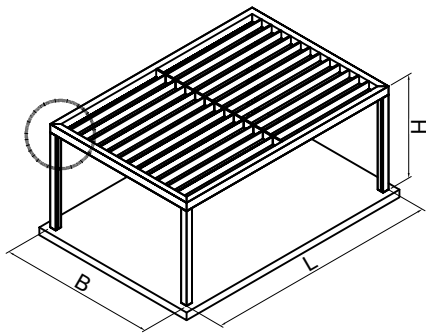
F-1800

Profil stupa  
F-1800  
Pillar profile

### VIII. Montaža stupa na moždanik F-1799

VIII. Montage the pillar profile on mullion profile F-1799

143.168



Spojeni profil stupa F-1800 sa gornjom pločom 521.434 montirati na profil moždanika F-1799.  
Finished pillar profile F-1800 with upper plate 521.434 montage at mullion profile F-1799.

Montaža stupa na moždanik ista je za sve tipove pergola  
Montage of the pillar on mullion profile is same for all types the pergolaes

Montage of the pillar on mullion profile is same for all types the pergolaes

431.051  
Vijak M8x20 DIN933  
Screw M8x20  
DIN 933

143.168  
Samourezujući vijak  
6,3x50 DIN 7982  
143.168  
Self-tapping screw  
6,3x50 DIN 7982

521.434  
Gornja ploča  
521.434  
Upper plate

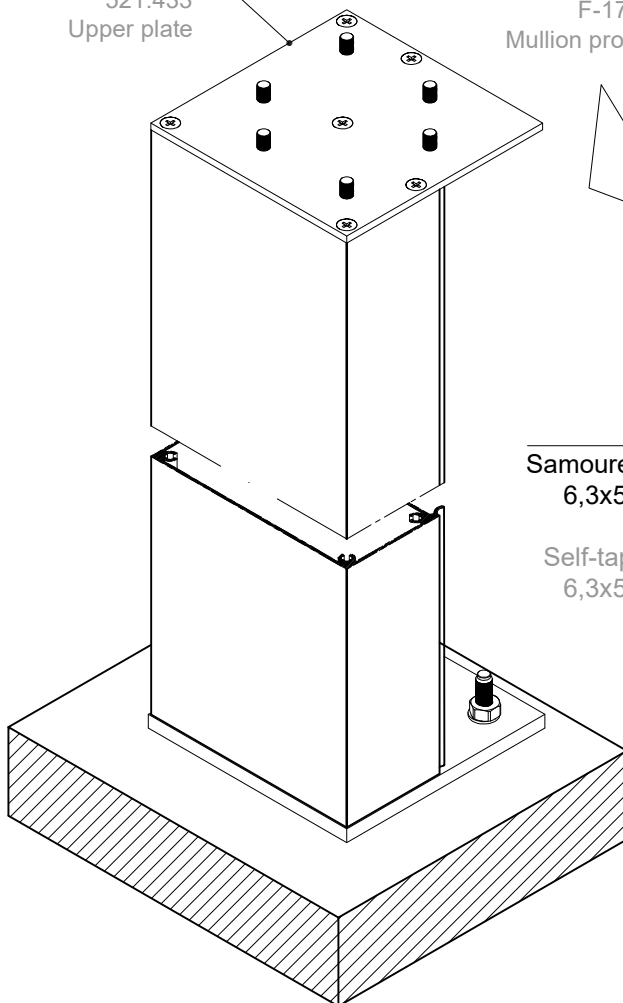
F-1800  
Profil stupa  
F-1800  
Pillar profile

521.433  
Donja ploča  
521.433  
Lower plate

430.014  
Tipl FBN 10/50  
430.014  
Anchor FBN 10/50

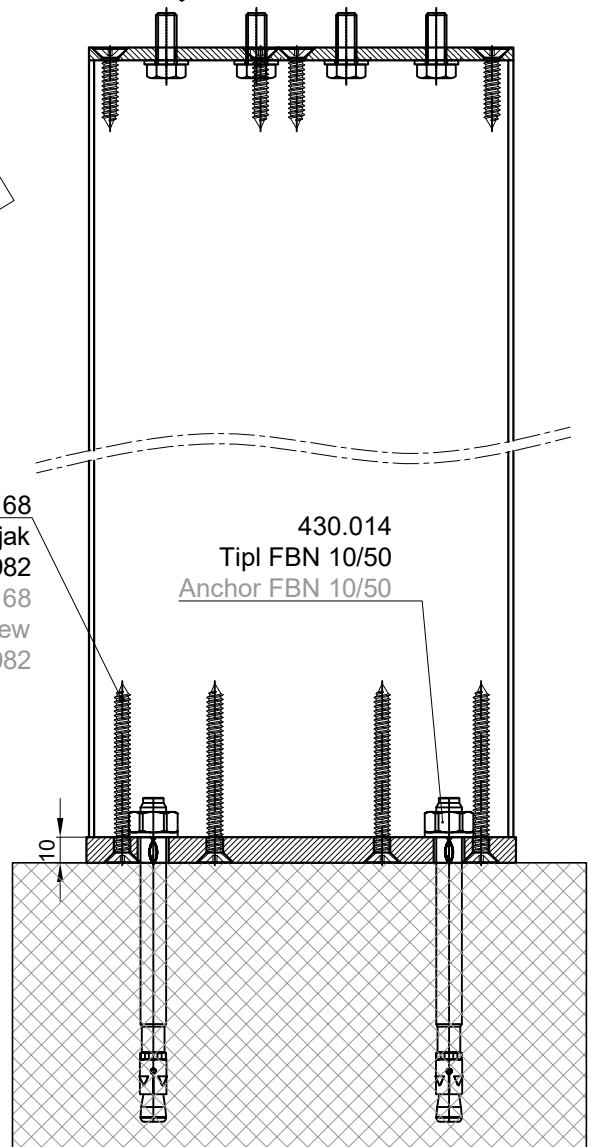
F-1799  
Profil moždanika  
F-1799  
Mullion profile

521.433  
Gornja ploča  
521.433  
Upper plate

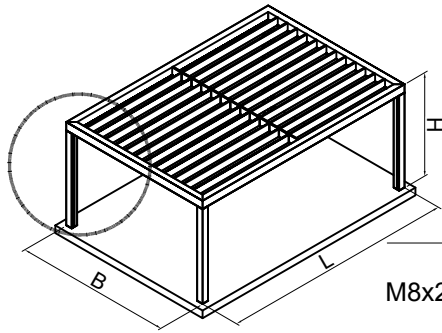


143.168  
Samourezujući vijak  
6,3x50 DIN 7982  
143.168  
Self-tapping screw  
6,3x50 DIN 7982

430.014  
Tipl FBN 10/50  
Anchor FBN 10/50



 Beton  
Concrete



IX. Montaža profila maske stupa F-1803 na profil stupa F-1800

X. Montage transom cover profile F-1803 on pillar profile F-1800

Prikaz sastavljanja profila maske stupa F-1803 sa profilom stupa F-1800.

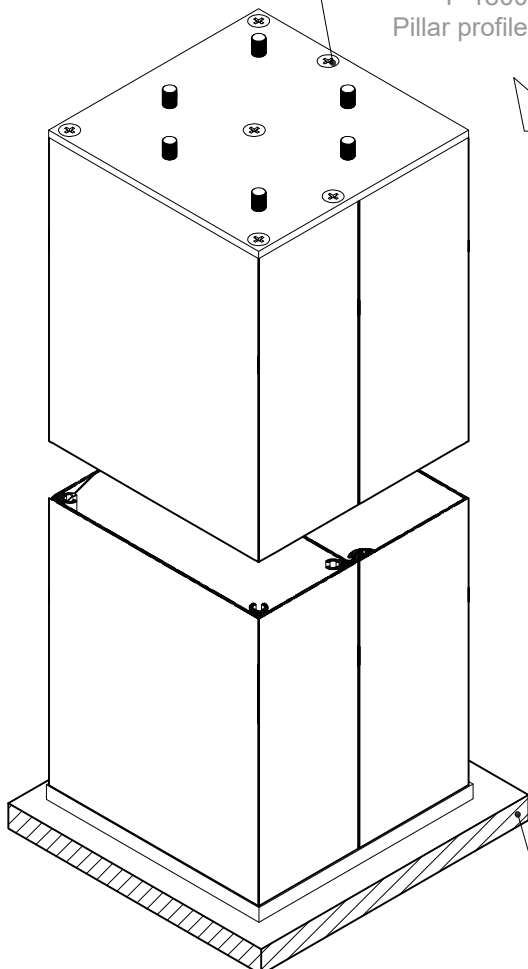
U profil stupa F-1800 prije montaže profila maske stupa F-1803 trebamo montirati PVC umetke.

Prikaz sastavljanja profila maske stupa F-1803 sa profilom stupa F-1800.

U profil stupa F-1800 prije montaže profila maske stupa F-1803 trebamo montirati PVC umetke.

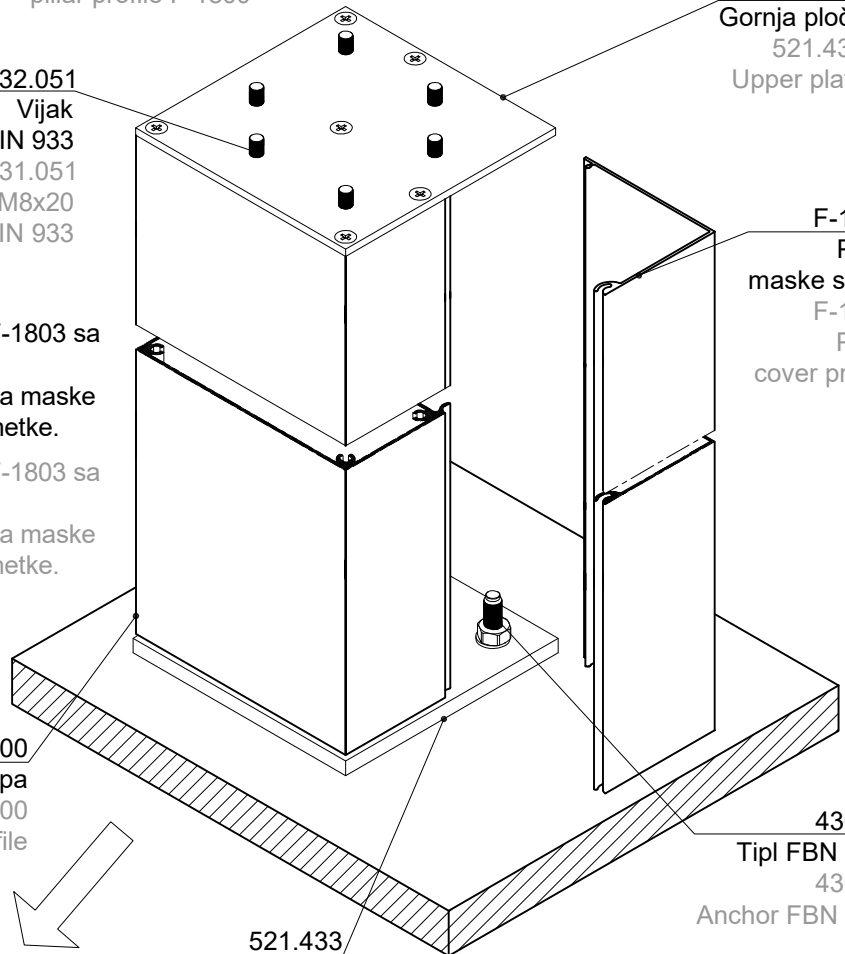
433.168  
Samorezujući vijak 6,3x50  
DIN7982  
433.168  
Self-tapping screw  
6,3x50 DIN 7982

F-1800  
Profil stupa  
F-1800  
Pillar profile



Gotov pod  
Finished floor

432.051  
Vijak  
M8x20 DIN 933  
431.051  
Screw M8x20  
DIN 933



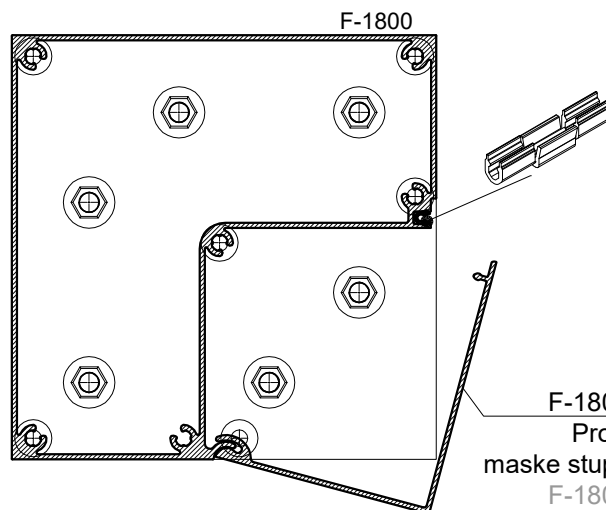
521.434  
Gornja ploča  
521.434  
Upper plate

F-1803  
Profil  
maske stupa  
F-1803  
Pillar  
cover profile

430.01\*  
Tipl FBN 10/5  
430.01\*  
Anchor FBN 10/5

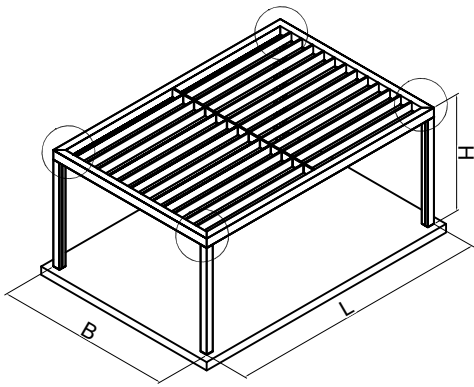
521.433  
Donja ploča  
521.433  
Lower plate

Montaža PVC umetka  
375.048-montirati svako  
500mm  
Montage PVC insert  
375.048  
montage every 500mm

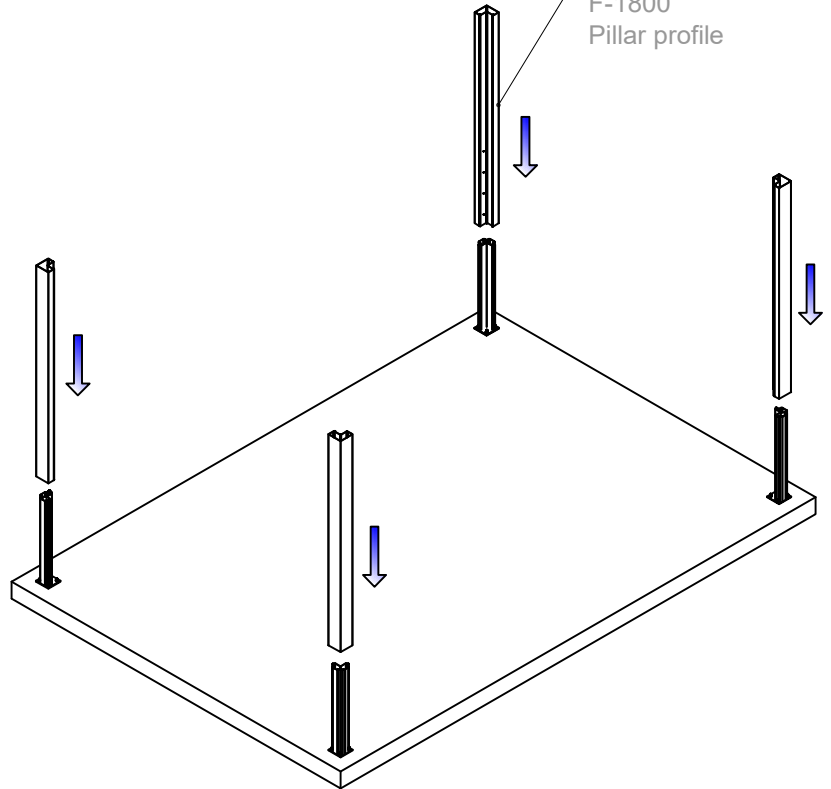


F-1803  
Profil  
maske stupa  
F-1803  
Pillar  
cover profile

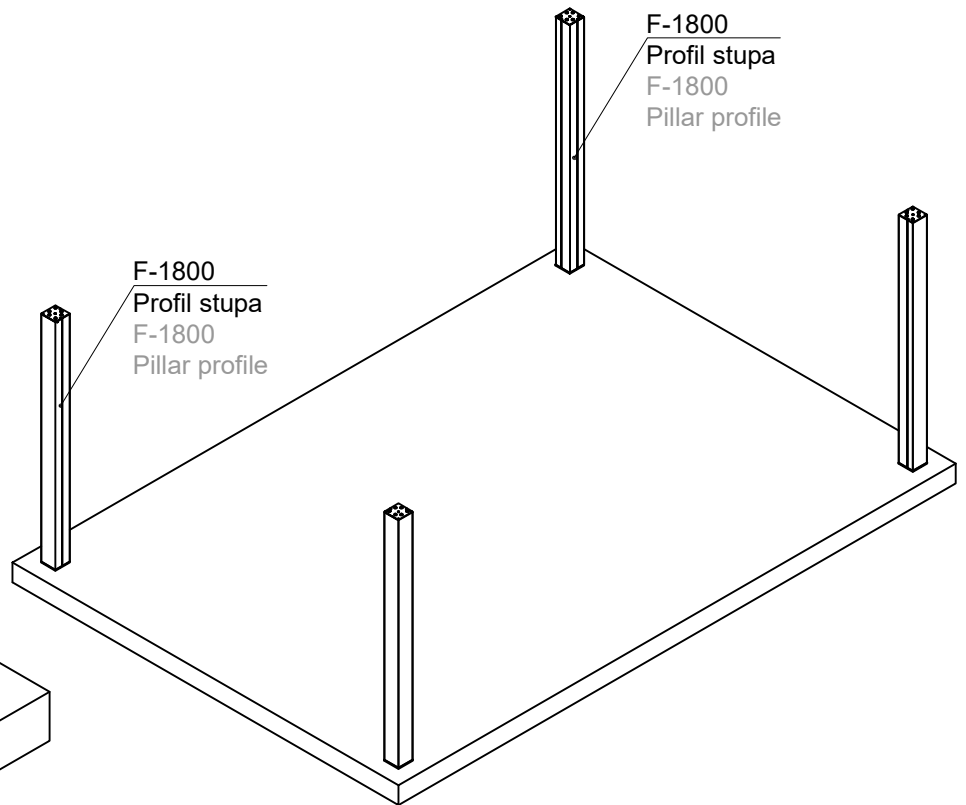
### X. Raspored i montaža stupva X. Arrangement and montage of pillars



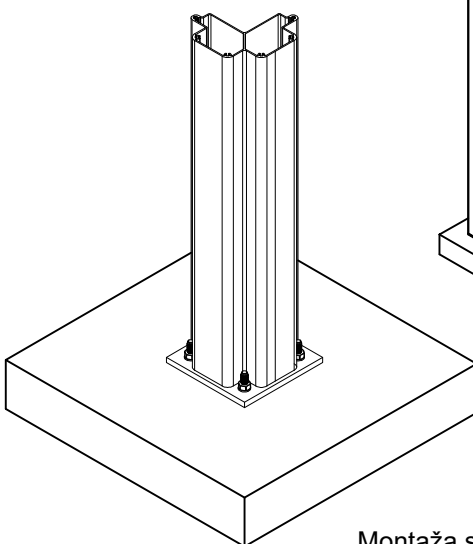
F-1800  
Profil stupa  
F-1800  
Pillar profile



F-1800  
Profil stupa  
F-1800  
Pillar profile

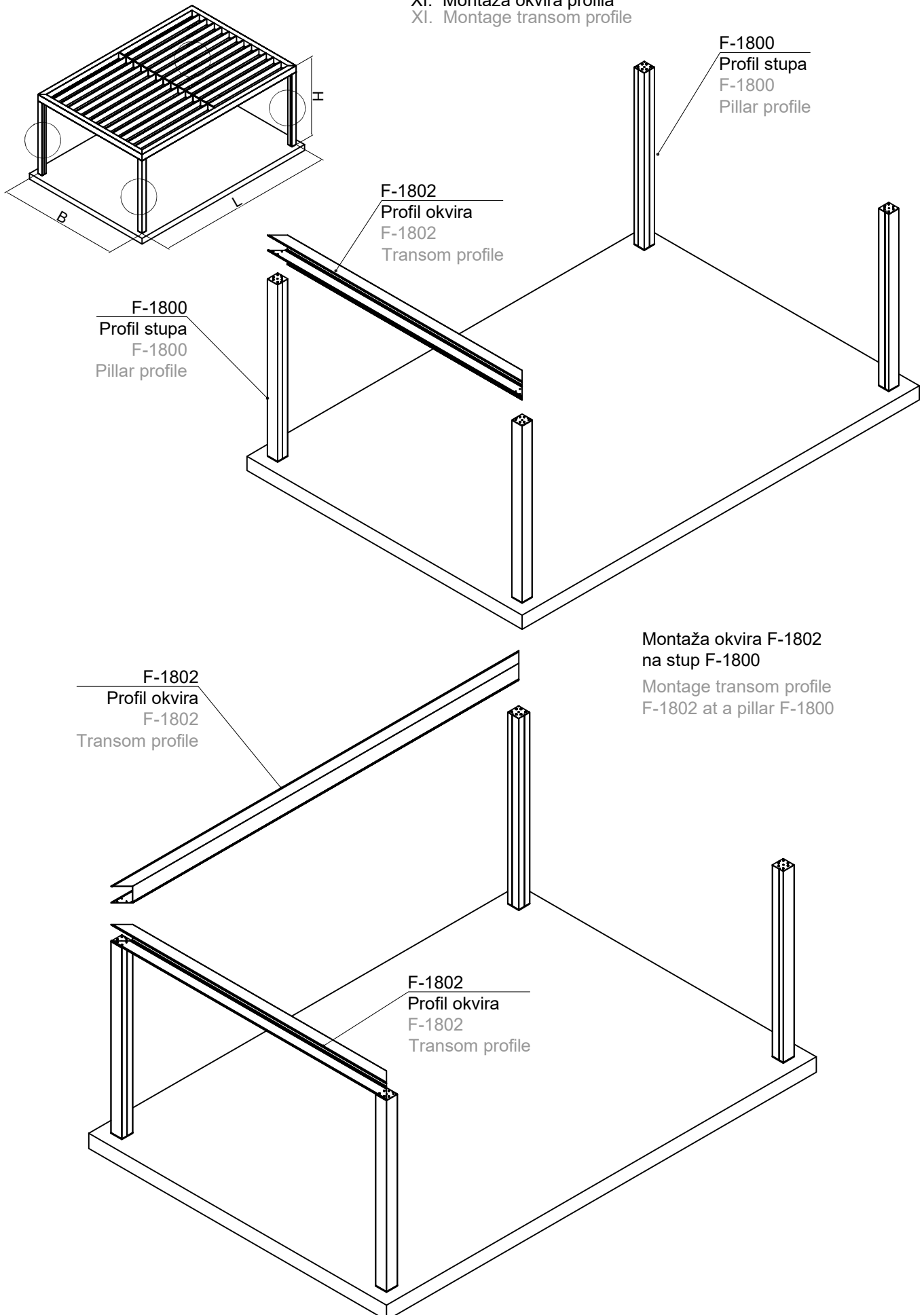


F-1800  
Profil stupa  
F-1800  
Pillar profile



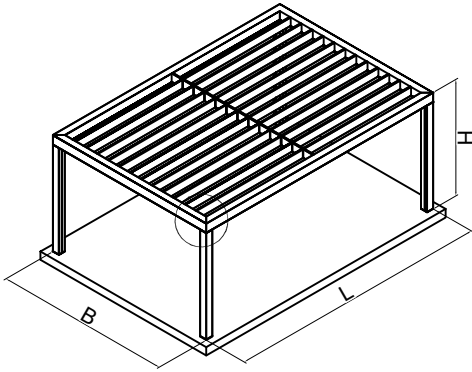
Montaža stupa na moždanik ista je za sve tipove pergola  
Montage of the pillar on mullion profile is same for all types the pergolaes

#### XI. Montaža okvira profila XI. Montage transom profile



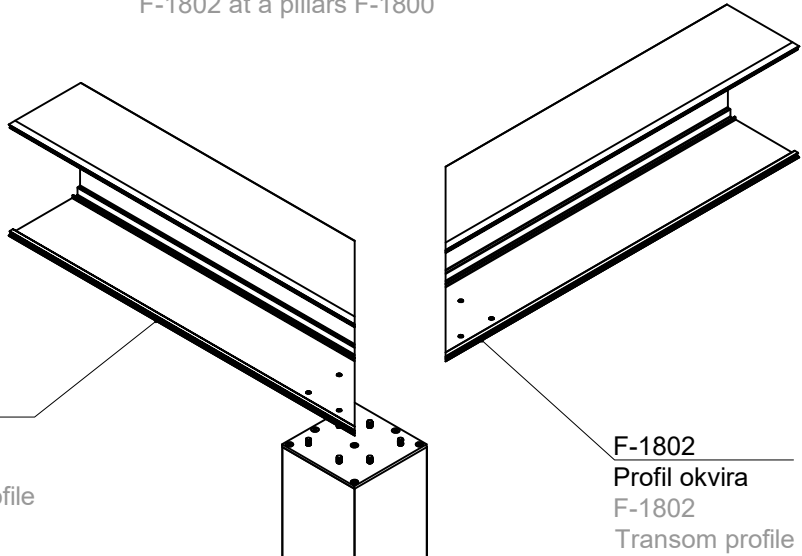
### XII. Montaža okvira F-1802 na stupove F-1800

### XII. Montage transom profile F-1802 at a pillars F-1800

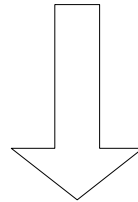


F-1802  
Profil okvira  
F-1802  
Transom profile

Montaža okvira na stup isti je  
za sve tipove pergola  
Montage of the transom profile on pillar profile  
is same for all types the pergolaes

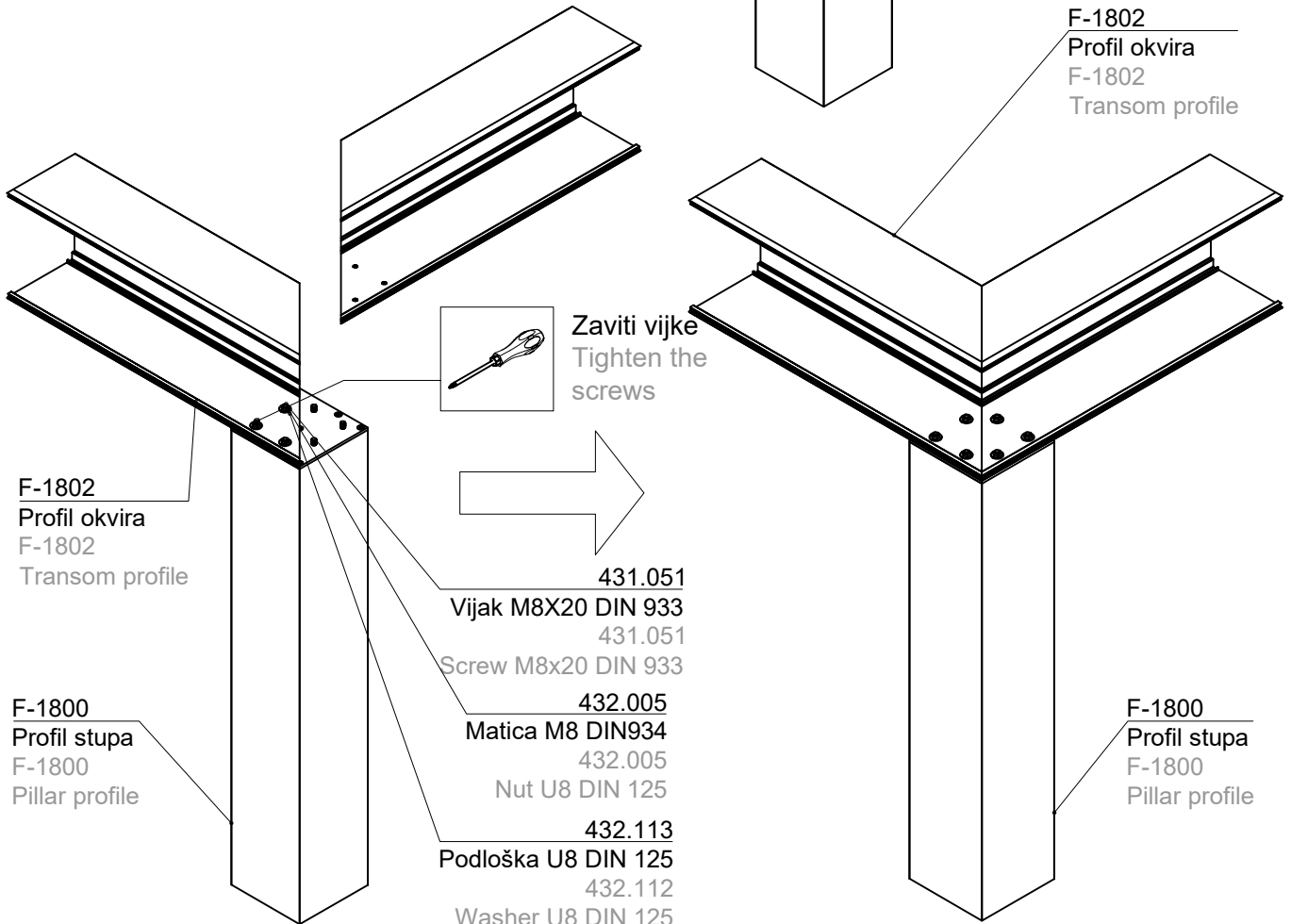


F-1802  
Profil okvira  
F-1802  
Transom profile



F-1800  
Profil stupa  
F-1800  
Pillar profile

F-1802  
Profil okvira  
F-1802  
Transom profile



F-1802  
Profil okvira  
F-1802  
Transom profile

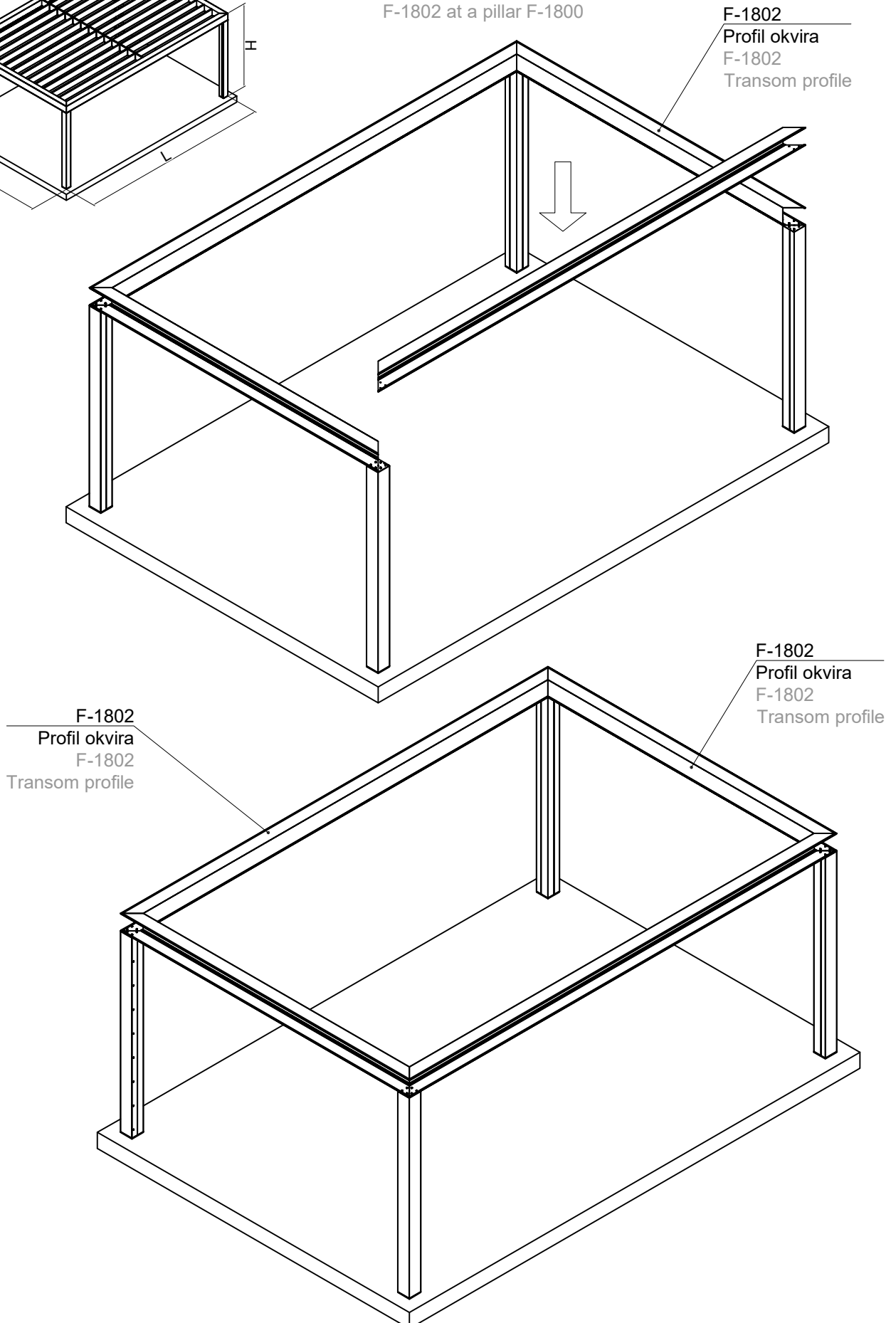
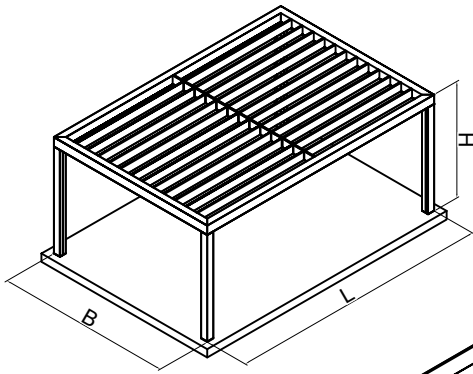
F-1800  
Profil stupa  
F-1800  
Pillar profile

431.051  
Vijak M8X20 DIN 933  
431.051  
Screw M8x20 DIN 933  
432.005  
Matica M8 DIN934  
432.005  
Nut U8 DIN 125  
432.113  
Podloška U8 DIN 125  
432.112  
Washer U8 DIN 125

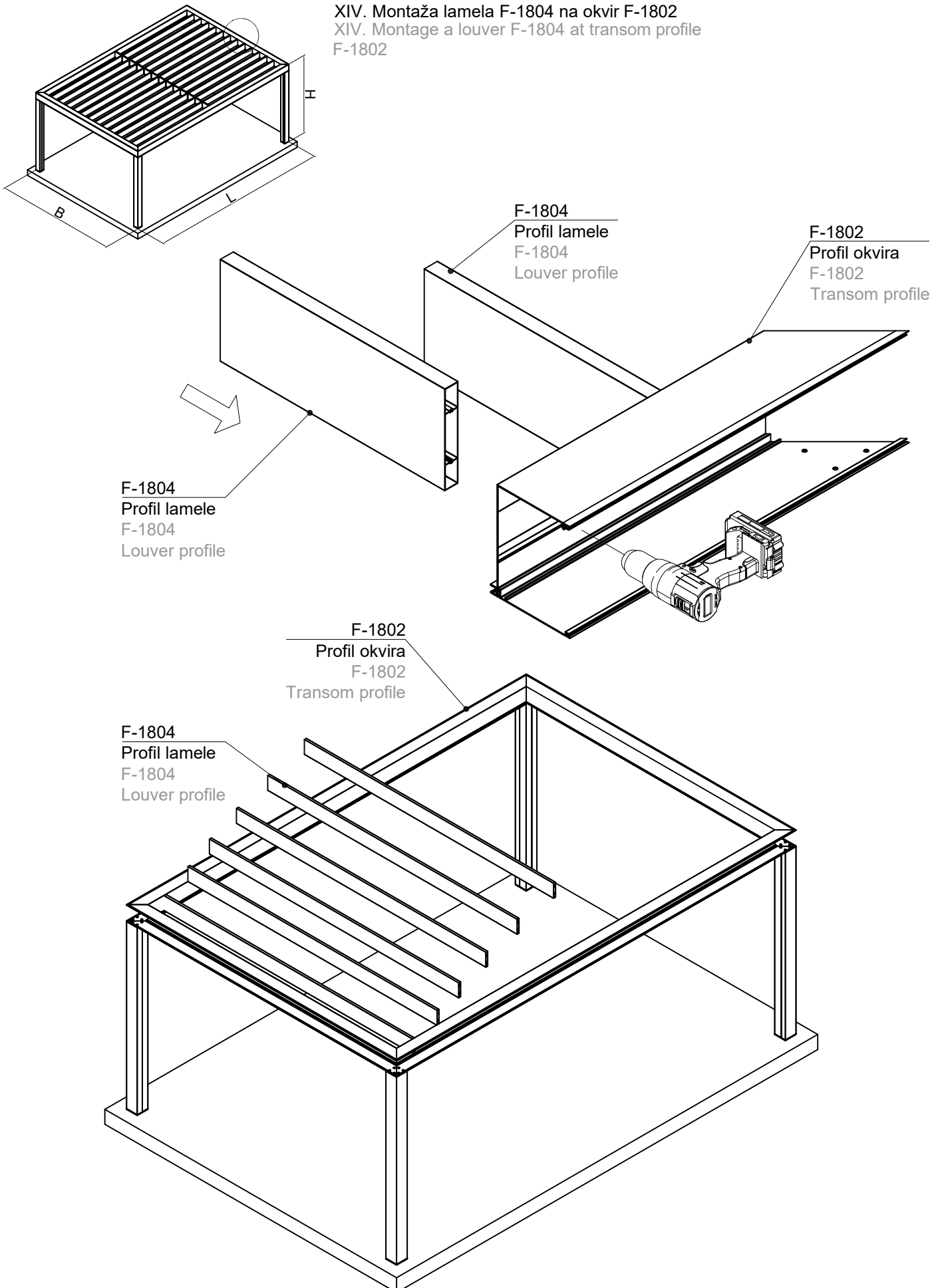
F-1800  
Profil stupa  
F-1800  
Pillar profile

### XIII. Montaža okvira F-1802 na stup F-1800

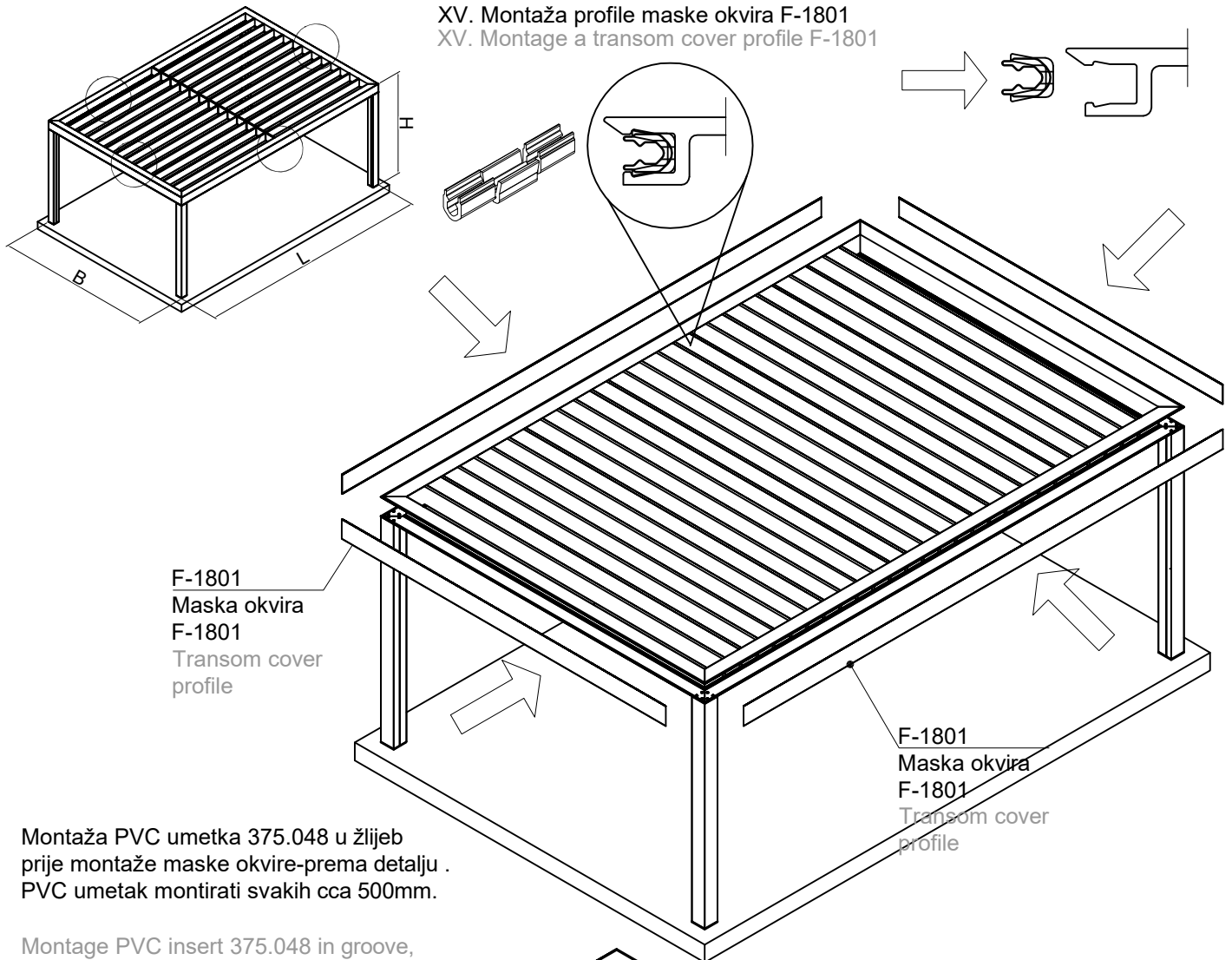
### XIII. Montage transom profile F-1802 at a pillar F-1800



XIV. Montaža lamela F-1804 na okvir F-1802  
XIV. Montage a louver F-1804 at transom profile F-1802

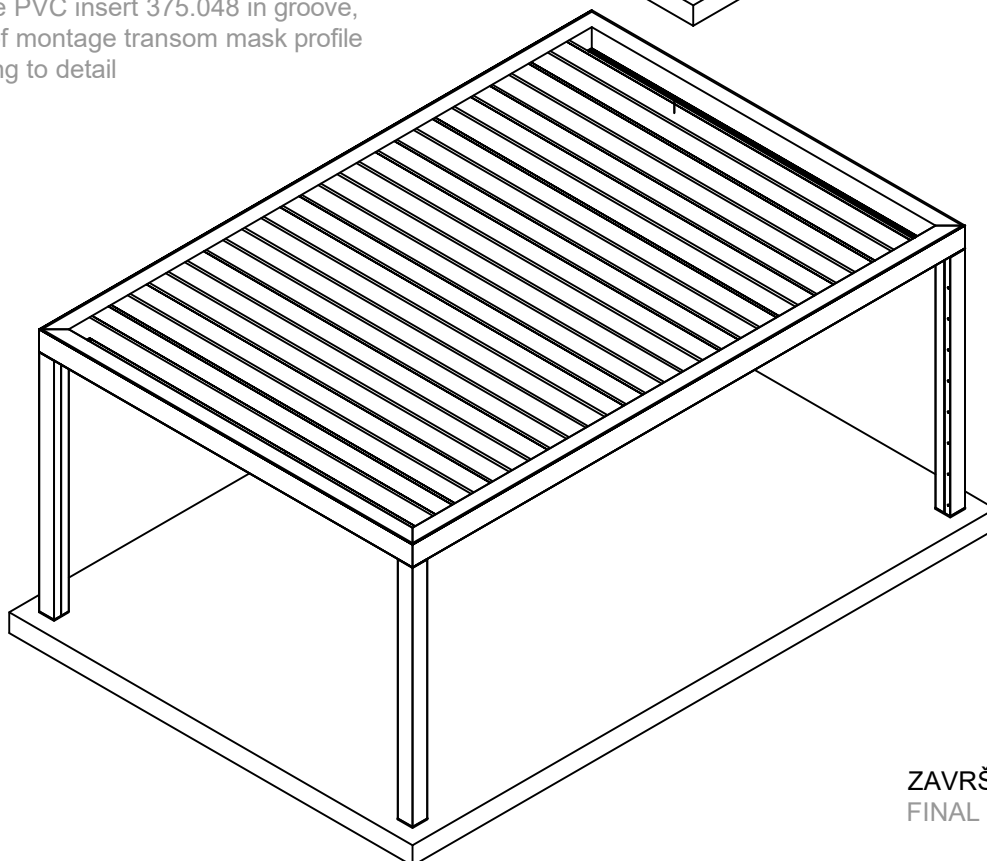


### XV. Montaža profile maske okvira F-1801 XV. Montage a transom cover profile F-1801



Montaža PVC umetka 375.048 u žlijeb  
prije montaže maske okvira-prema detalju .  
PVC umetak montirati svakih cca 500mm.

Montage PVC insert 375.048 in groove,  
before of montage transom mask profile  
according to detail

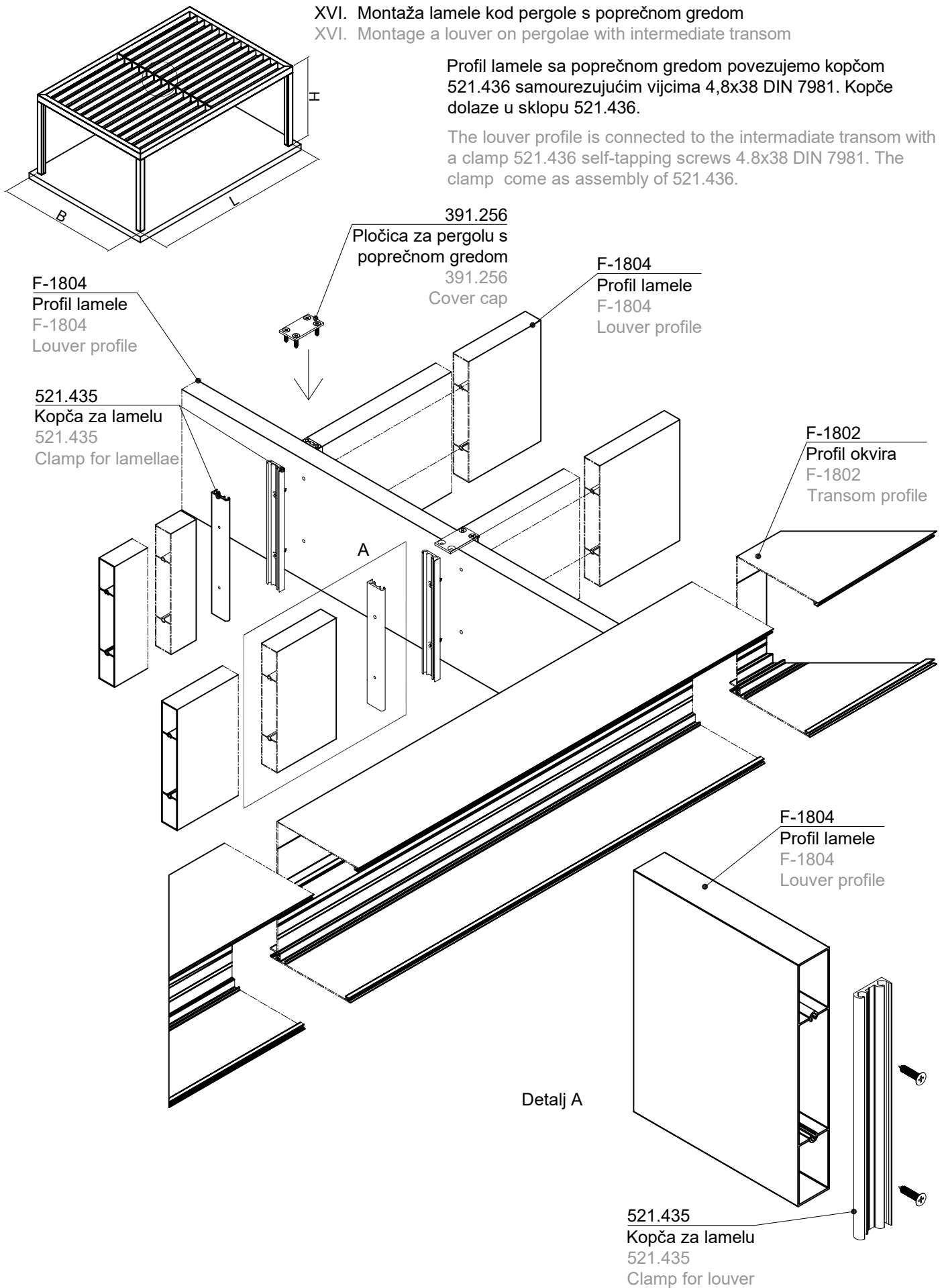


ZAVRŠNI IZGLED PERGOLE  
FINAL LOOK

### XVI. Montaža lamele kod pergole s poprečnom gredom XVI. Montage a louver on pergolae with intermediate transom

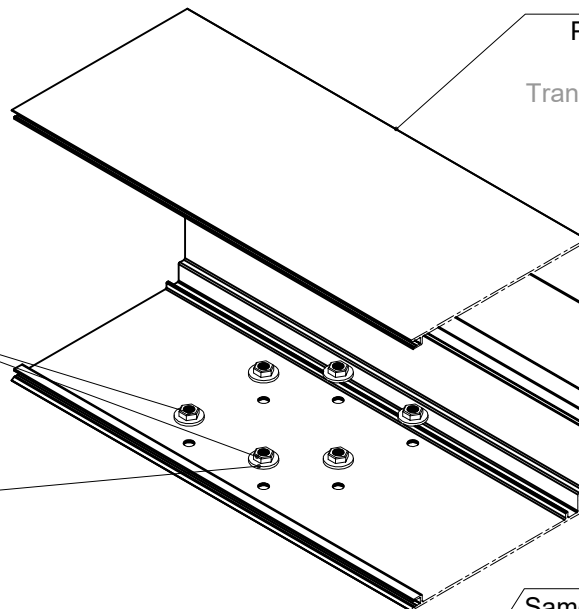
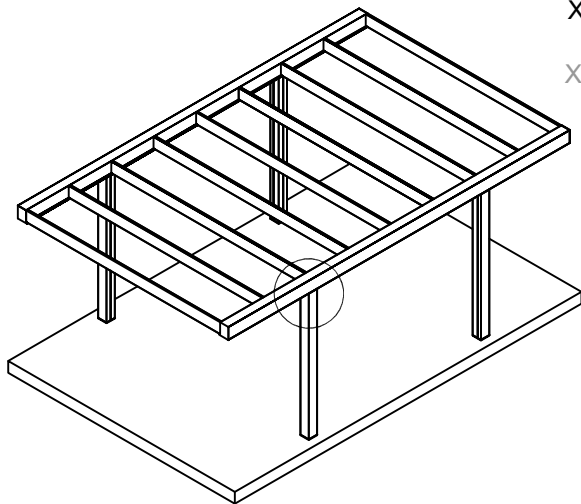
Profil lamele sa poprečnom gredom povezujemo kopčom 521.436 samourezujućim vijcima 4,8x38 DIN 7981. Kopče dolaze u sklopu 521.436.

The louver profile is connected to the intermediate transom with a clamp 521.436 self-tapping screws 4.8x38 DIN 7981. The clamp come as assembly of 521.436.



XVII. Montaža stupova kod pergole  
s obostrano prepuštenom gredom

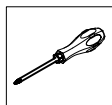
XVII. Mounting a pillars of pergollae  
with bothside left transom profile



432.005  
Matica M8 DIN 934  
432.005  
Nut M8 DIN 934

432.113  
Podloška U8 DIN 125  
432.113  
Washer U8 DIN 125

Zaviti vijke  
Tighten the  
screws

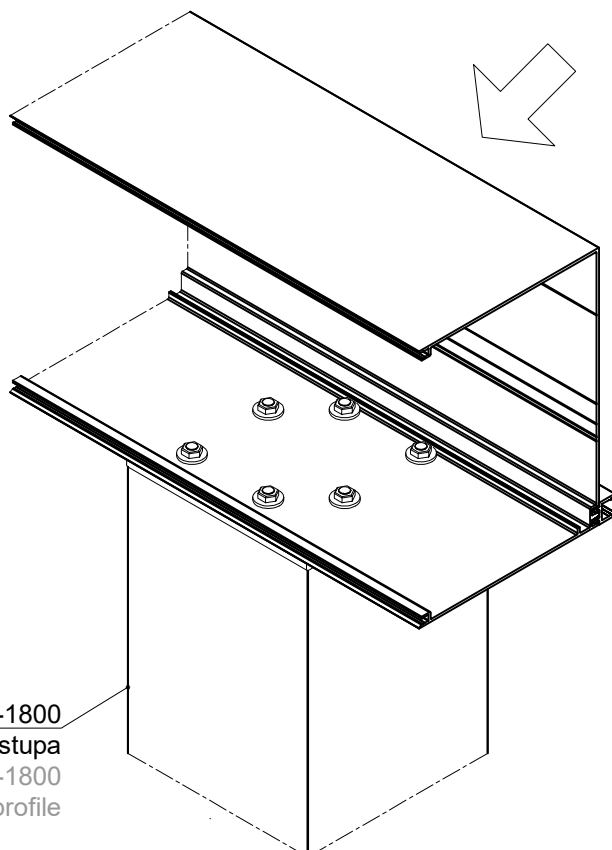


F-1802  
Profil okvira  
F-1802  
Transom profile

433.168  
Samorezujući vijak  
6,3x32 DIN 7982  
433.168  
Samorezujući vijak  
6,3x32 DIN 7982

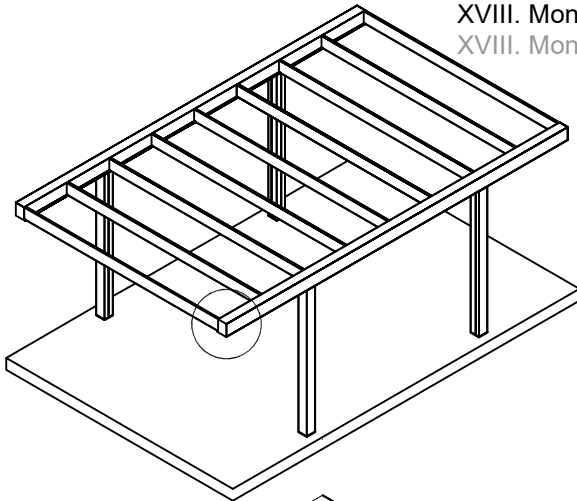
521.434  
Gornja ploča  
521.434  
Upper plate

431.051  
Vijak M8x20 DIN 933  
431.051  
Screw M8x20 DIN 933



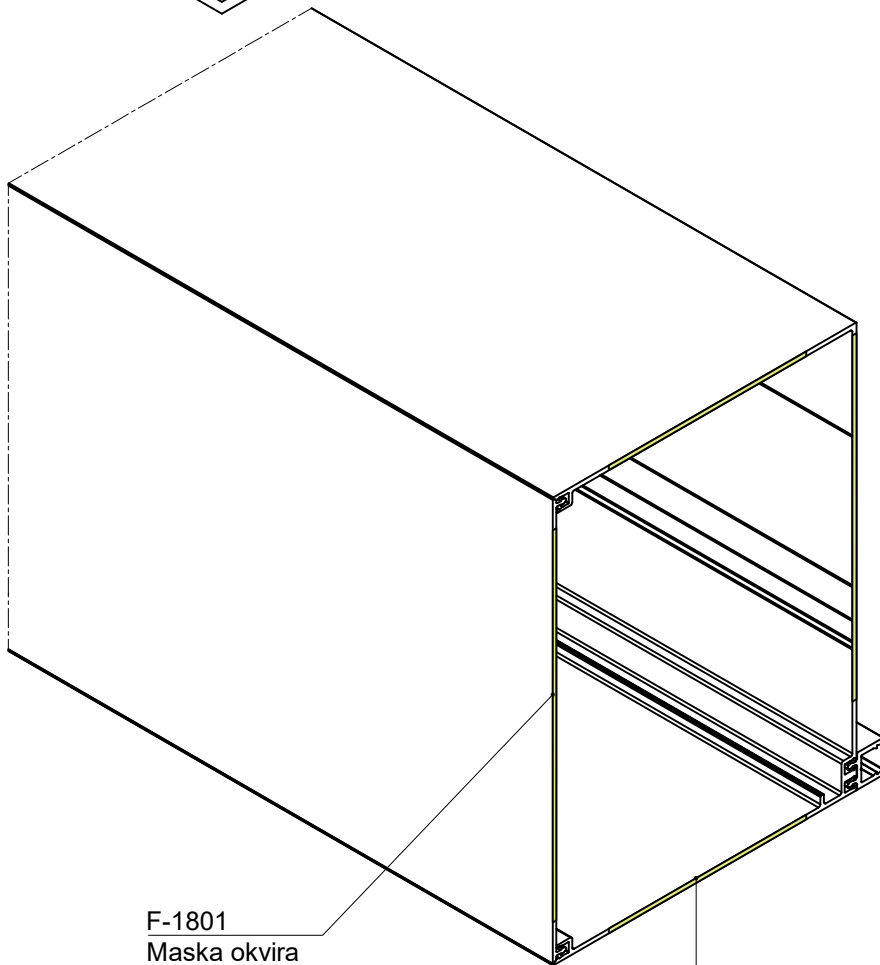
F-1800  
Profil stupa  
F-1800  
Pillar profile

### XVIII. Montaža čepa na krajevima profila okvira XVIII. Montage caps on the end transom profile



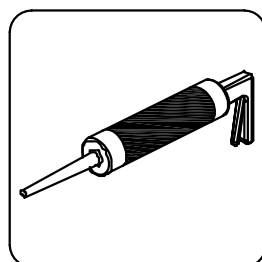
Čep 391.257 postavljamo na kraj profila okvira na kojeg smo prije nanijeli lijepilo.

We place the plug 391.257 on the end of the profile of the frame on which we previously applied the glue.

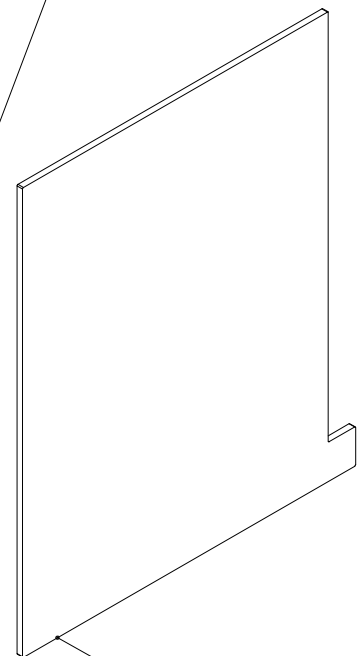


F-1801  
Maska okvira  
F-1801  
Transom cover  
profile

Profil za led rasvjetu  
F-1805  
LED lighting profile  
F-1805



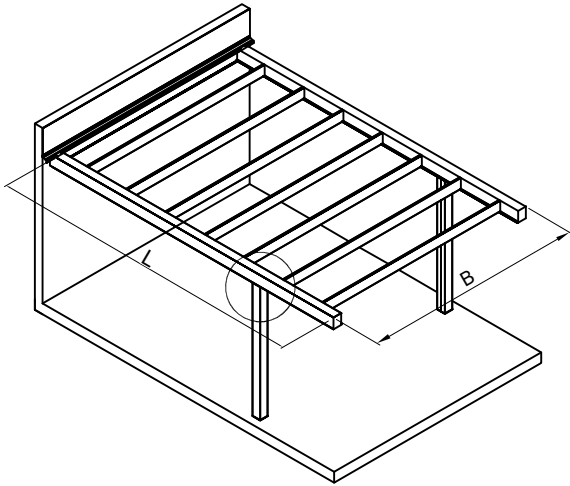
Ljepiti  
Gluing



391.257  
Čep za okvir  
391.257  
Cap for transom

### XIX. Montaža stupova kod pergole s prepuštenom gredom

### XIX. Mounting a pillars of pergollae with left transom profile

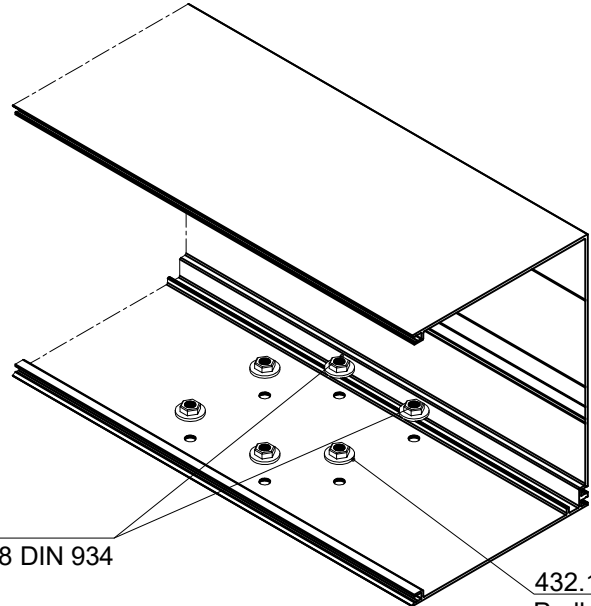


Gornju ploču 521.434 pričvrstiti preko 6 samourezujućih vijaka 6,3x50 DIN 7982 433.168. sa profilom stupa

Gornju ploču 521.434 sa 6 vijaka M8x20 DIN 933 431.051 povezujemo profilom okvira F-1802.

Upper plate 521.434 tighten over 6 self-tapping screw 6,3x50 DIN 7982 433.168 with pillar profile

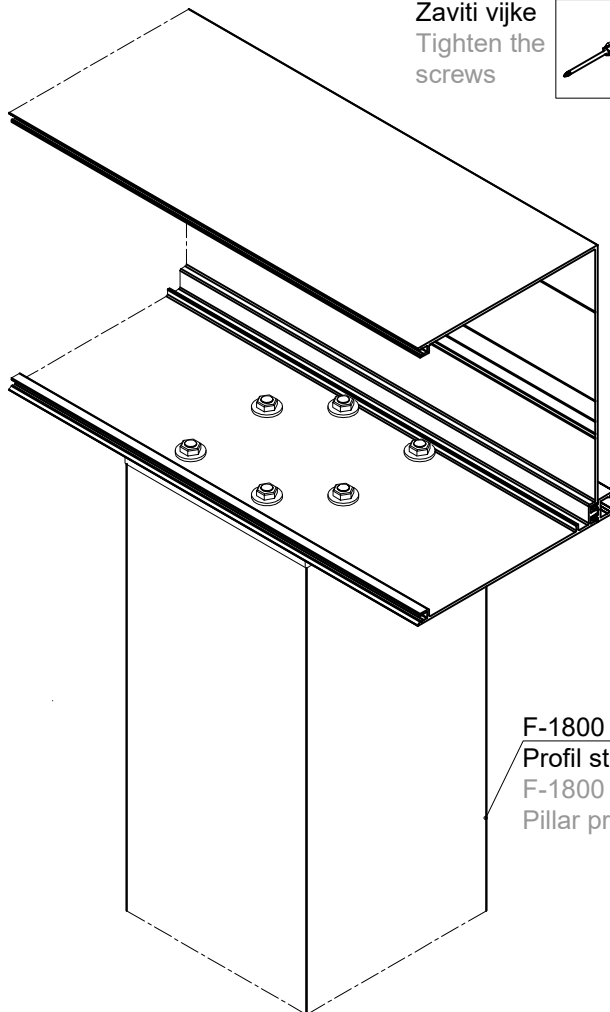
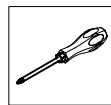
Upper plate 521.434 with 6 screws M8x20 DIN 933 431.051 joined on transom profile F-1800.



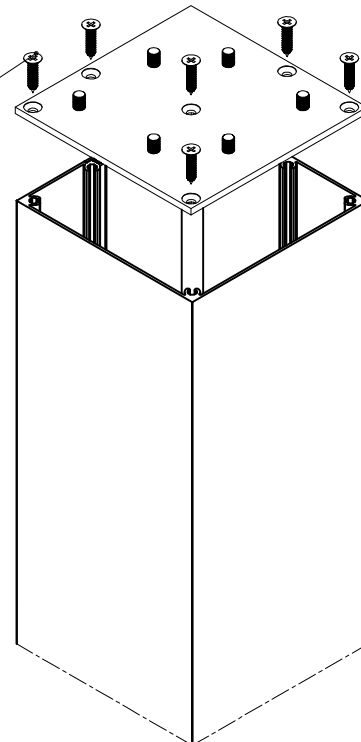
432.005  
Matica M8 DIN 934  
432.005  
Nut M8 DIN 934

432.113  
Podloška U8  
DIN 125  
432.113  
Washer U8  
DIN 125

Zaviti vijke  
Tighten the  
screws



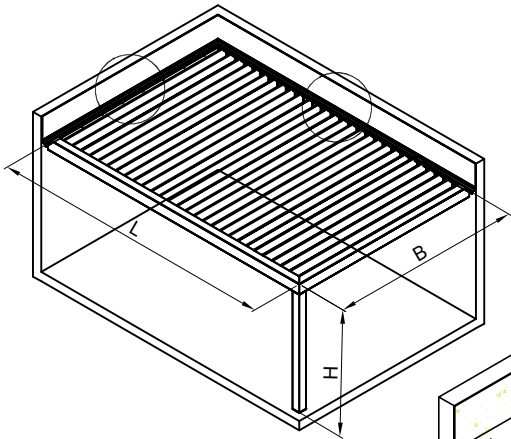
F-1800  
Profil stupa  
F-1800  
Pillar profile



F-1800  
Profil stupa  
F-1800  
Pillar profile

XX. Montaža L-profila na zid  
za prihvat lamele

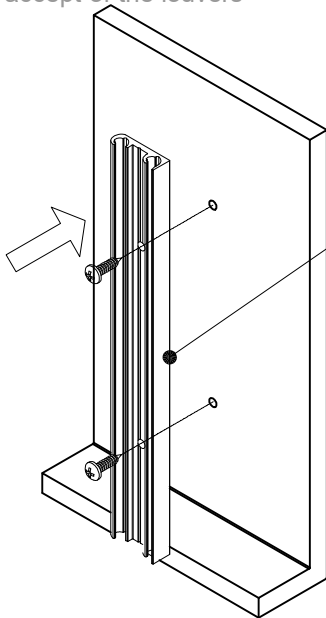
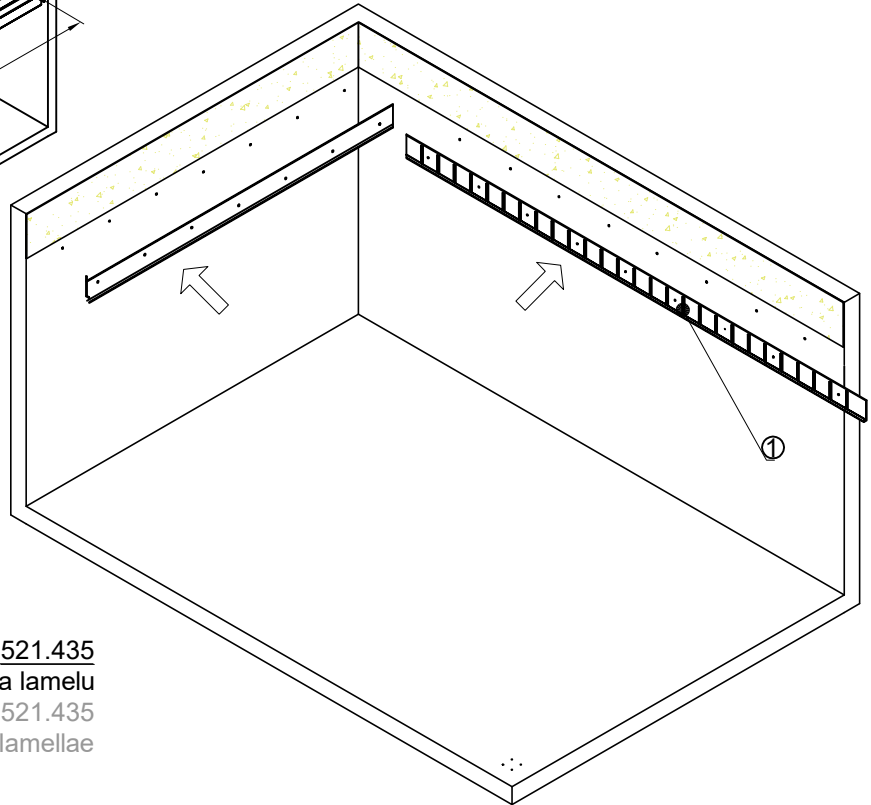
XX. Montaža L-profila na zid  
za prihvat lamele



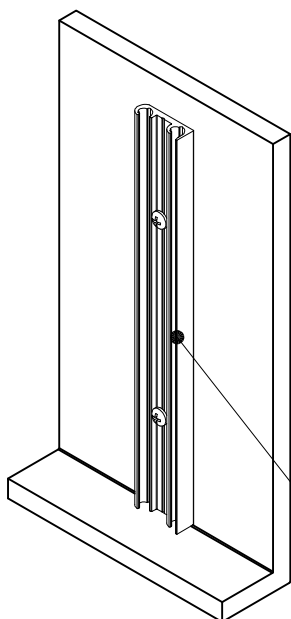
1 Montaža kopče na L-profil za prihvat  
lamele

Kopču sa L-profilom montirati na zid

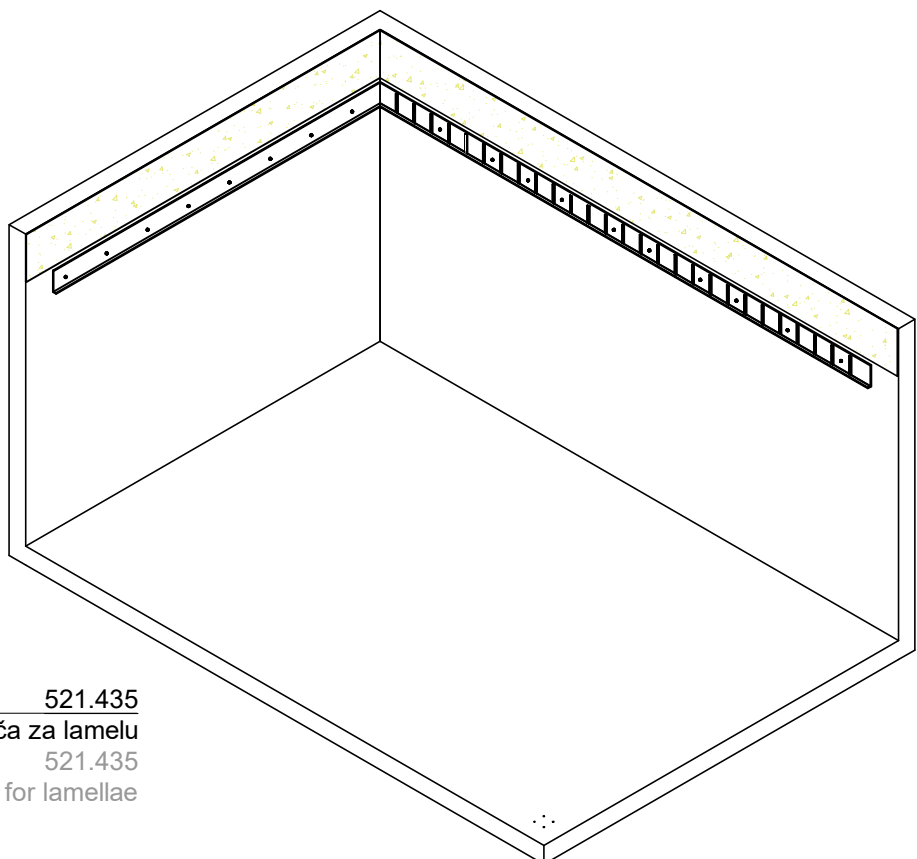
① Montage of the clamp on L-profile  
for accept of the louvers



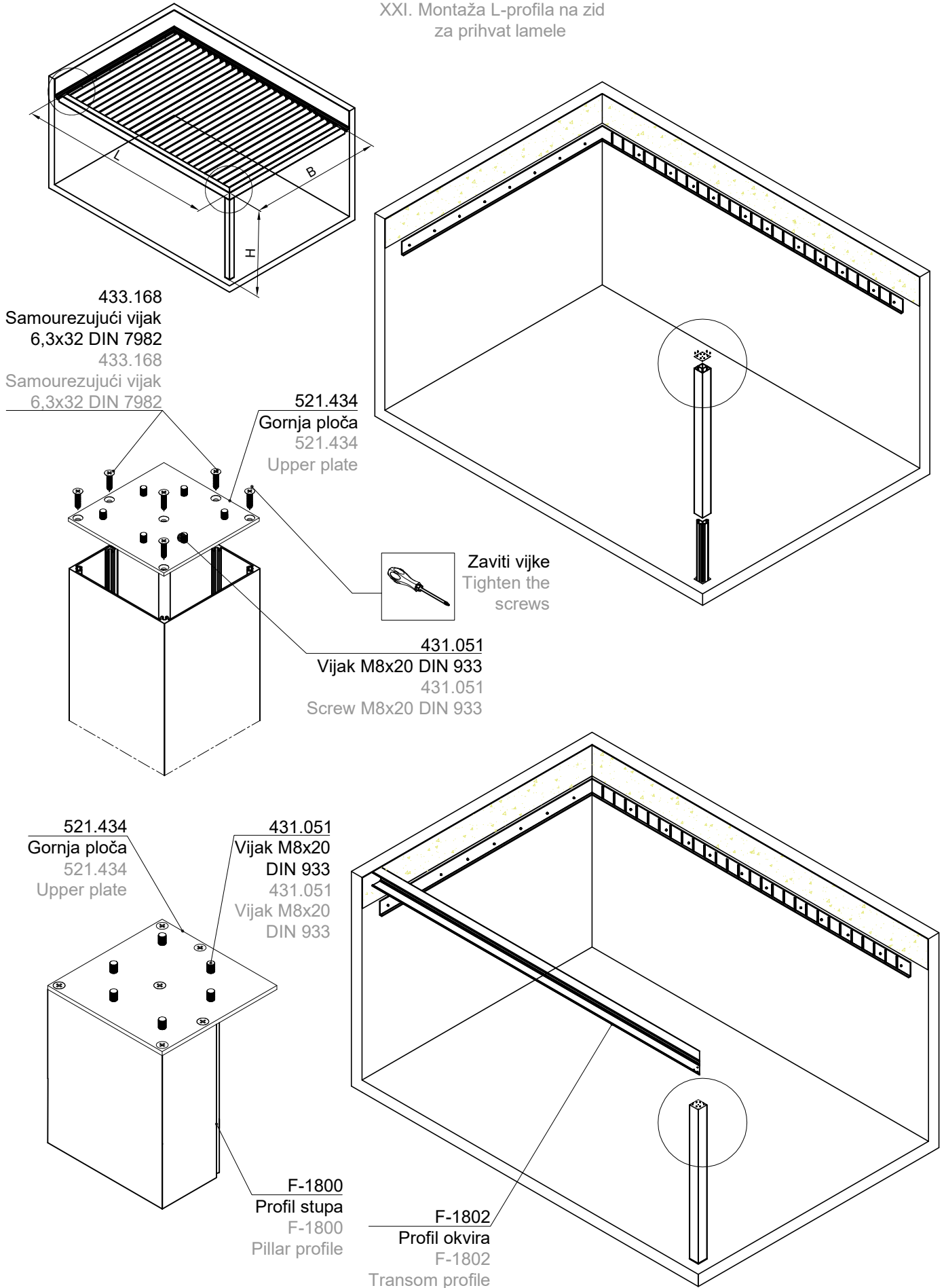
521.435  
Kopča za lamelu  
521.435  
Clamp for lamellae



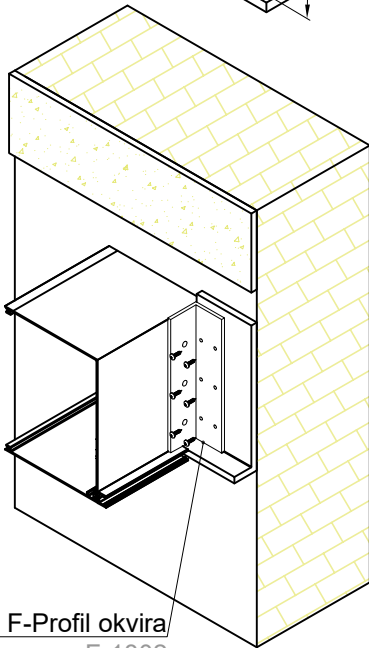
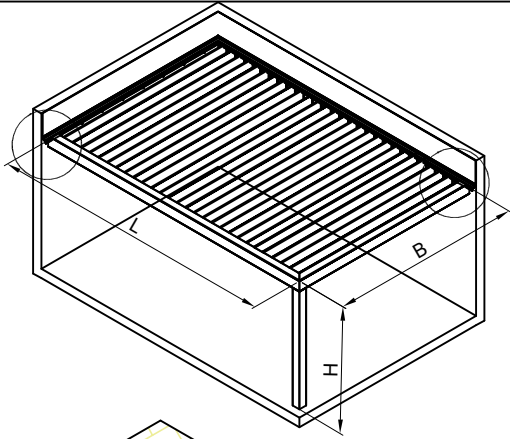
521.435  
Kopča za lamelu  
521.435  
Clamp for lamellae



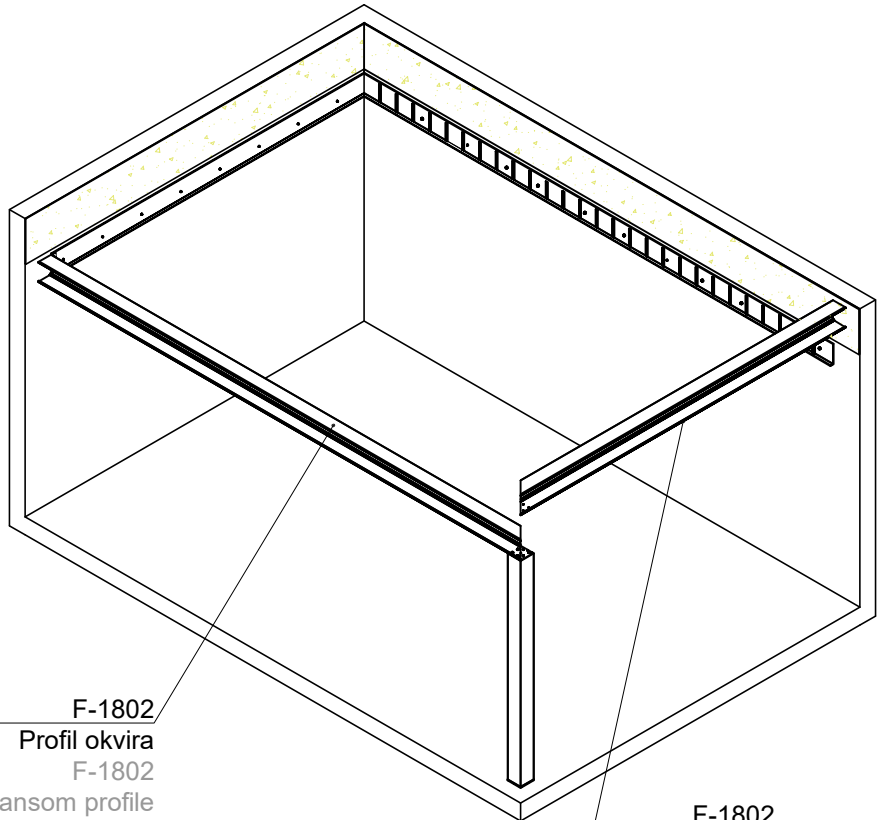
### XXI. Montaža stuba i okvira XXI. Montaža L-profila na zid za prihvat lamele



### XXII. Montaža okvira na spoju s zidom XXII. Montage of transom on join with wall

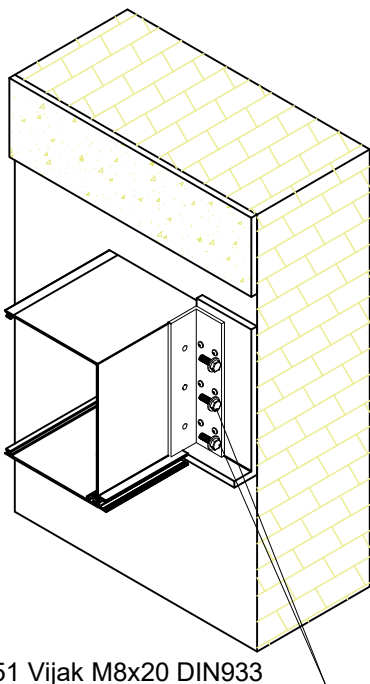


F-Profil okvira  
F-1802  
Transom profile

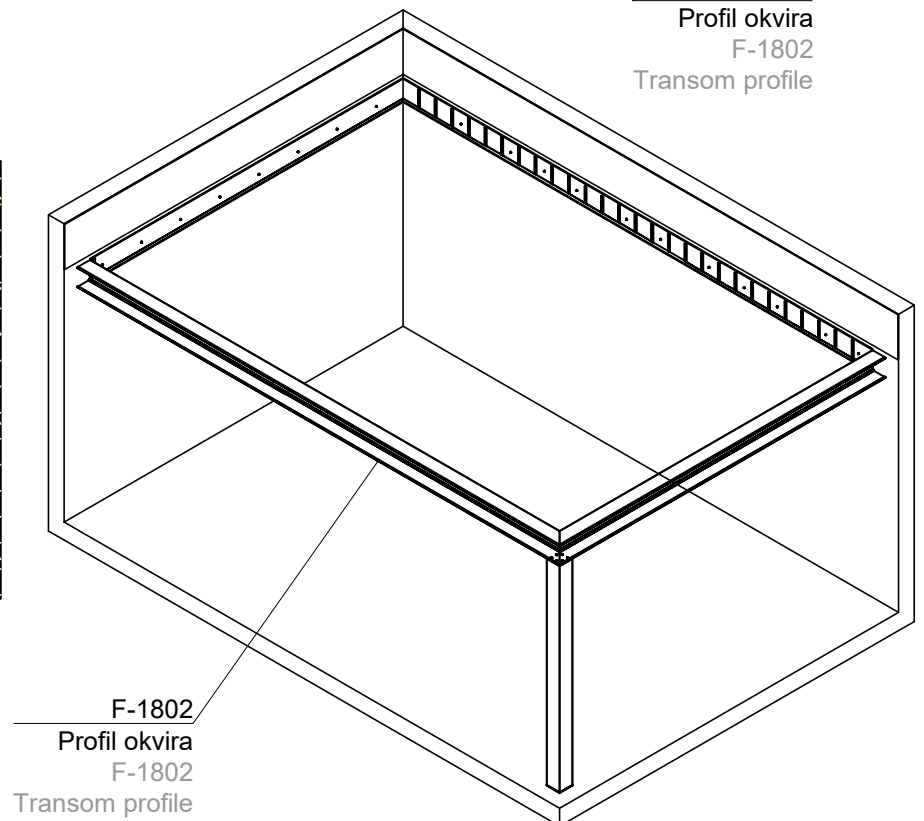


F-1802  
Profil okvira  
F-1802  
Transom profile

F-1802  
Profil okvira  
F-1802  
Transom profile

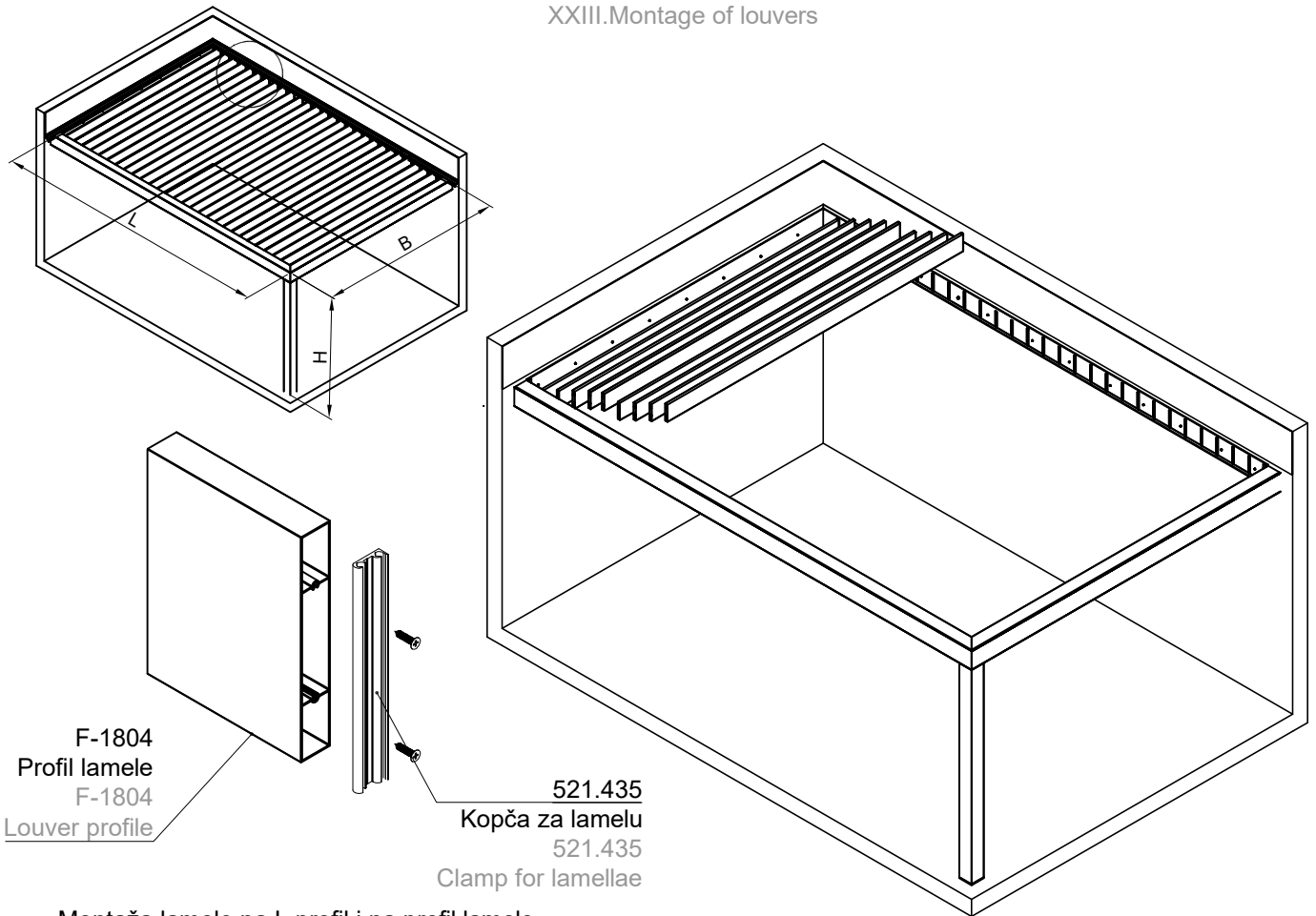


- 431.051 Vijak M8x20 DIN933
- 432.113 Podloška U8 DIN 125
- 432.005 Matica M8 DIN 934
- 431.051 Screw M8x20 DIN933
- 432.113 Washer U8 DIN 125
- 432.005 Nut M8 DIN 934



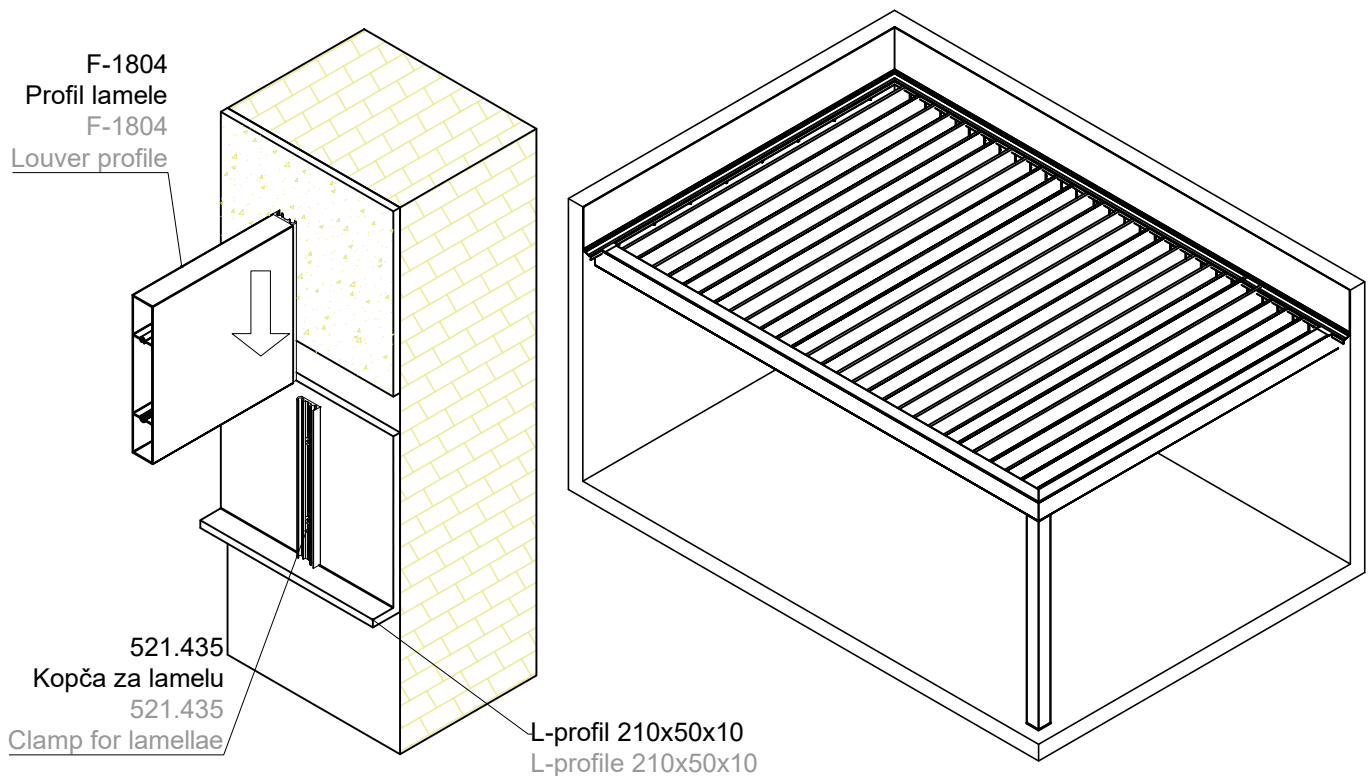
F-1802  
Profil okvira  
F-1802  
Transom profile

### XXIII. Montaža lamela XXIII. Montage of louvers

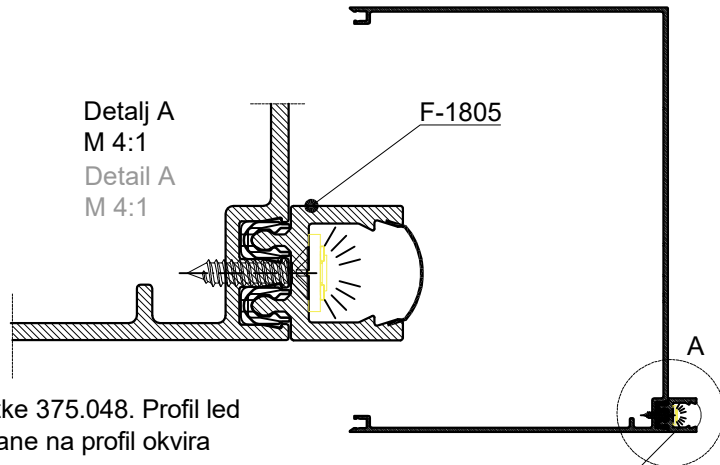
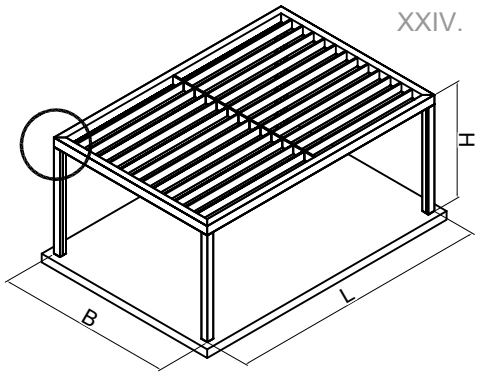


Montaža lamele na L profil i na profil lamele  
Dio kopče montiran je na L profil a drugi dio  
na lamelu.

Montage of louver on L-profile and on louver  
Part of the clamp montaged on L profile a second part  
on the louver



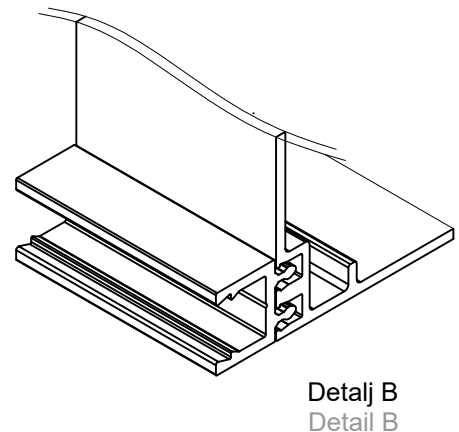
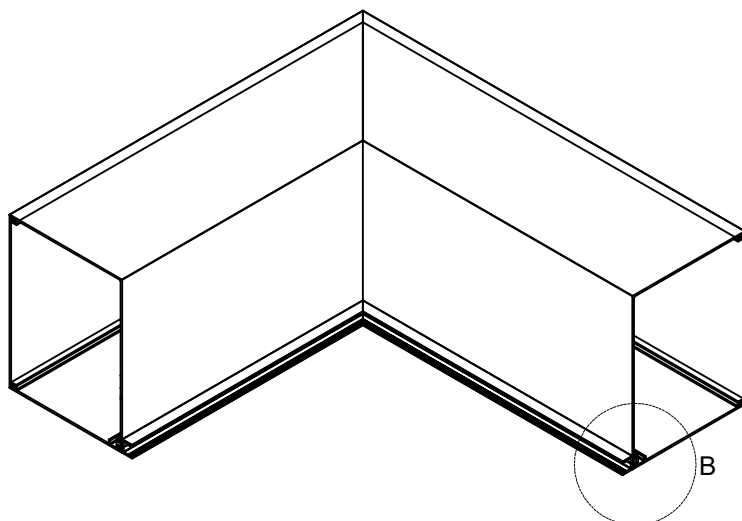
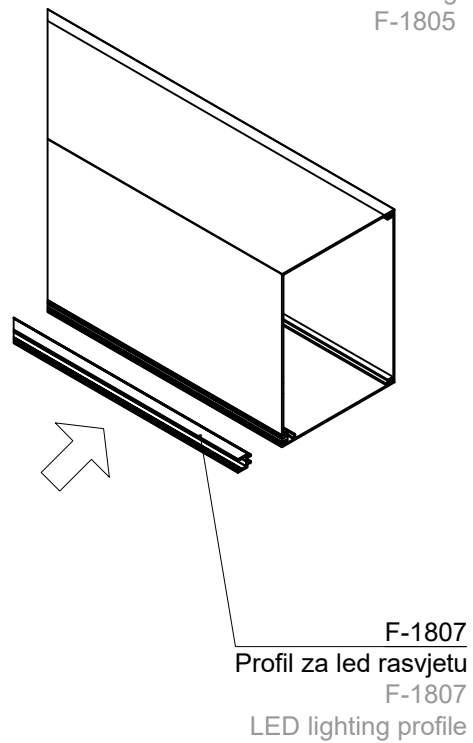
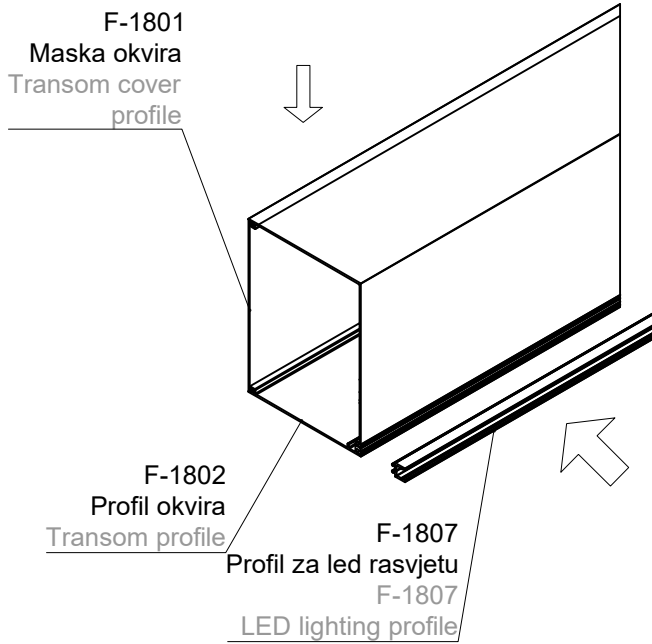
### XXIV. Montaža profila led rasvjete na profil okvira XXIV. Montage LED light profile at Transom profile



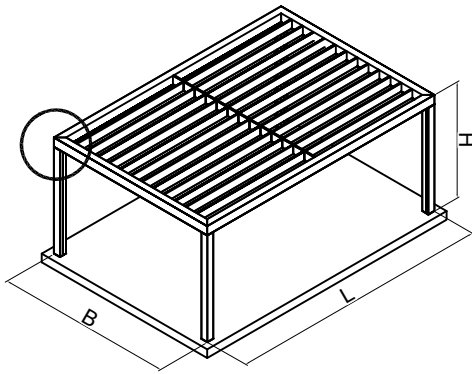
Na profil led rasvjete postavimo PVC umetke 375.048. Profil led rasvjete F-1805 montiramo s unutarne strane na profil okvira F-1802.

On the Led light profile mount PVC inserts 375.048.  
Led light profile F-1805 mount on the inside transom profile F-1802

Profil za led rasvjetu F-1805  
LED lighting profile F-1805



#### XXV. Ojačanje kuta pergole XXV. Corner reinforcement of the pergola



Pločicu za ojačanje montirati unutar profila okvira, zatim nitnama s gornje strane pričvstiti.

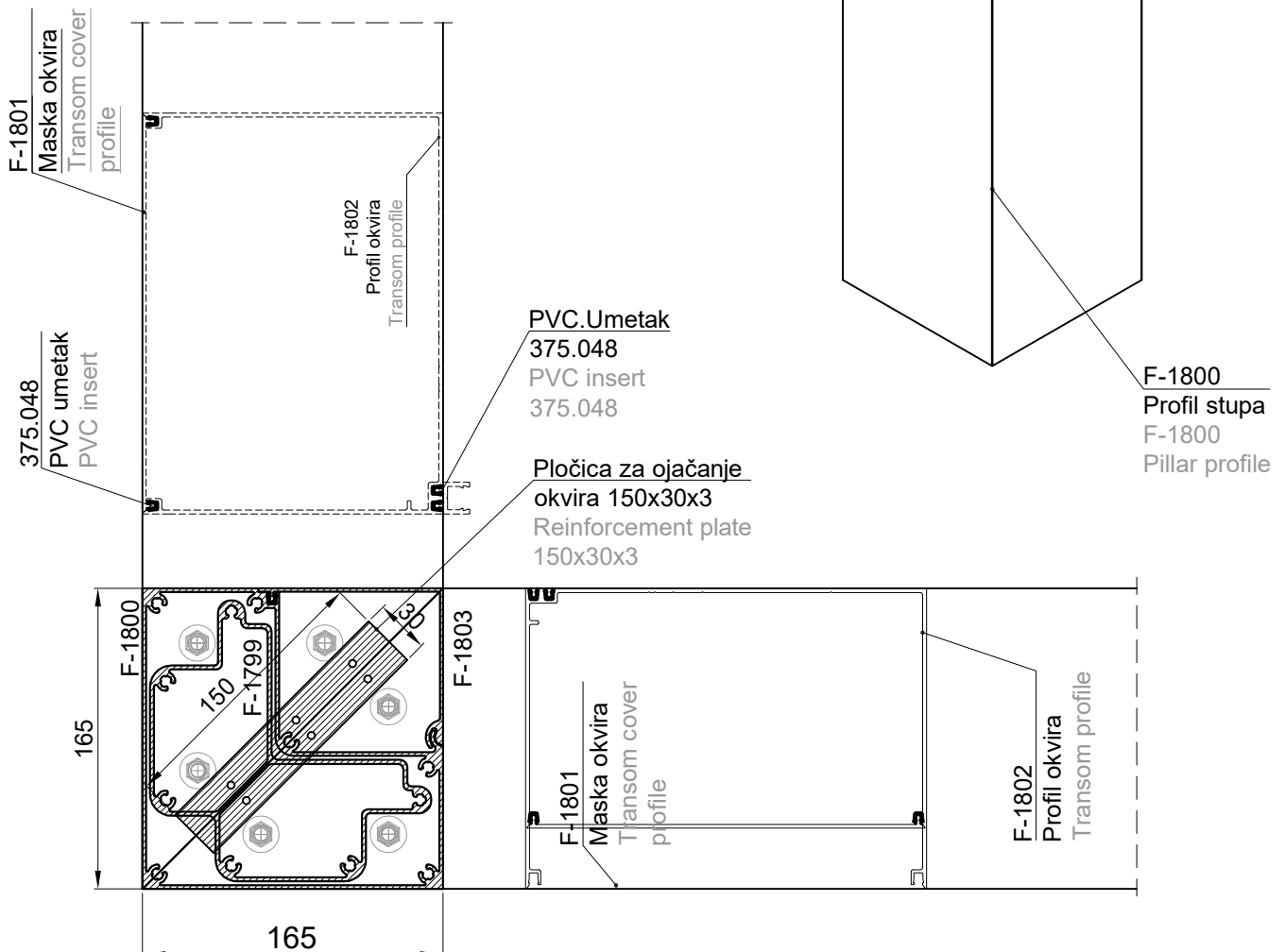
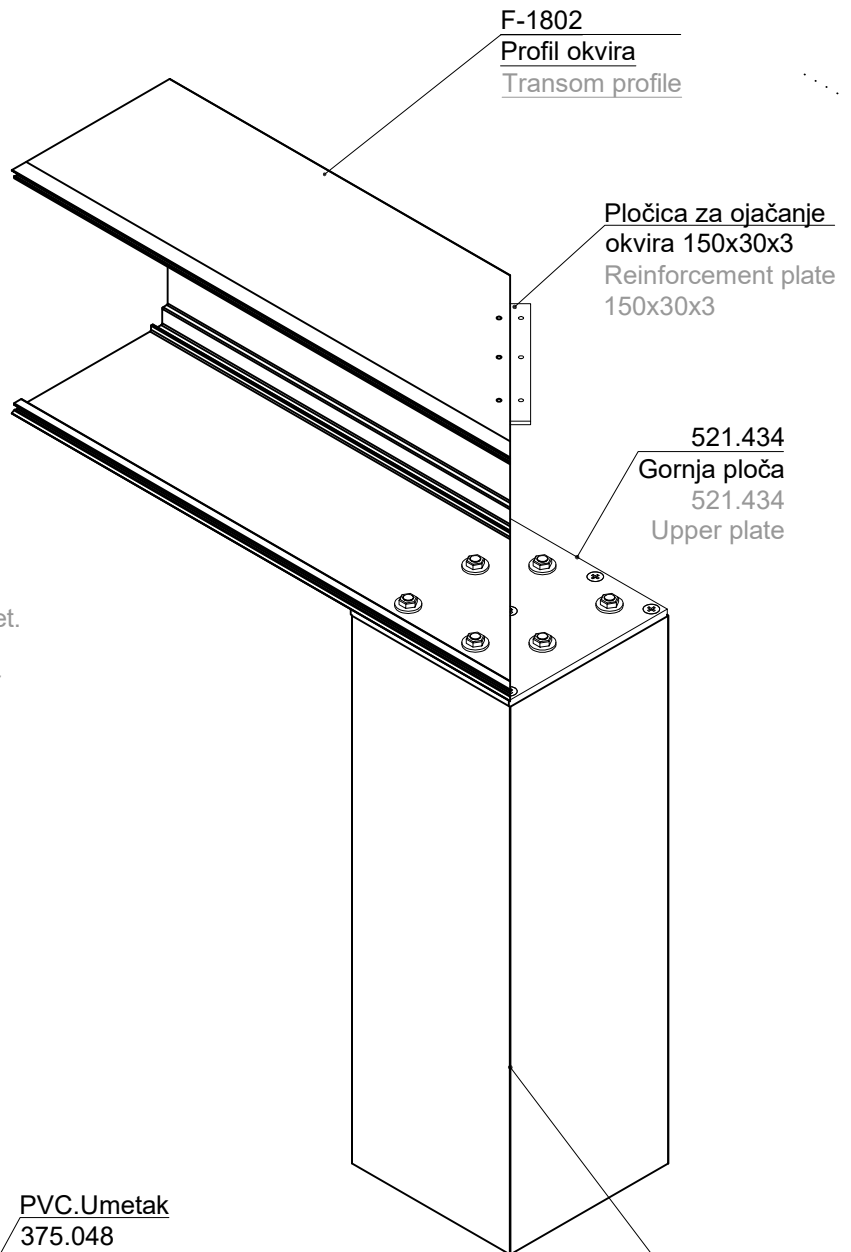
**NAPOMENA:**

Radi se iz razloga da bi se spriječilo smicanje na kutu okvira

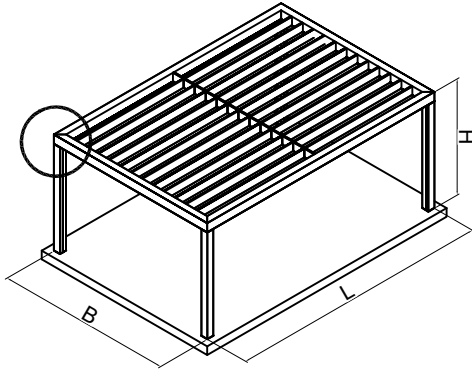
Reinforcement plate montage within transom profile, after that on above side tighten with rivet.

**REMARK:**

This is done for the purpose of preventing shear at the corner of the frame

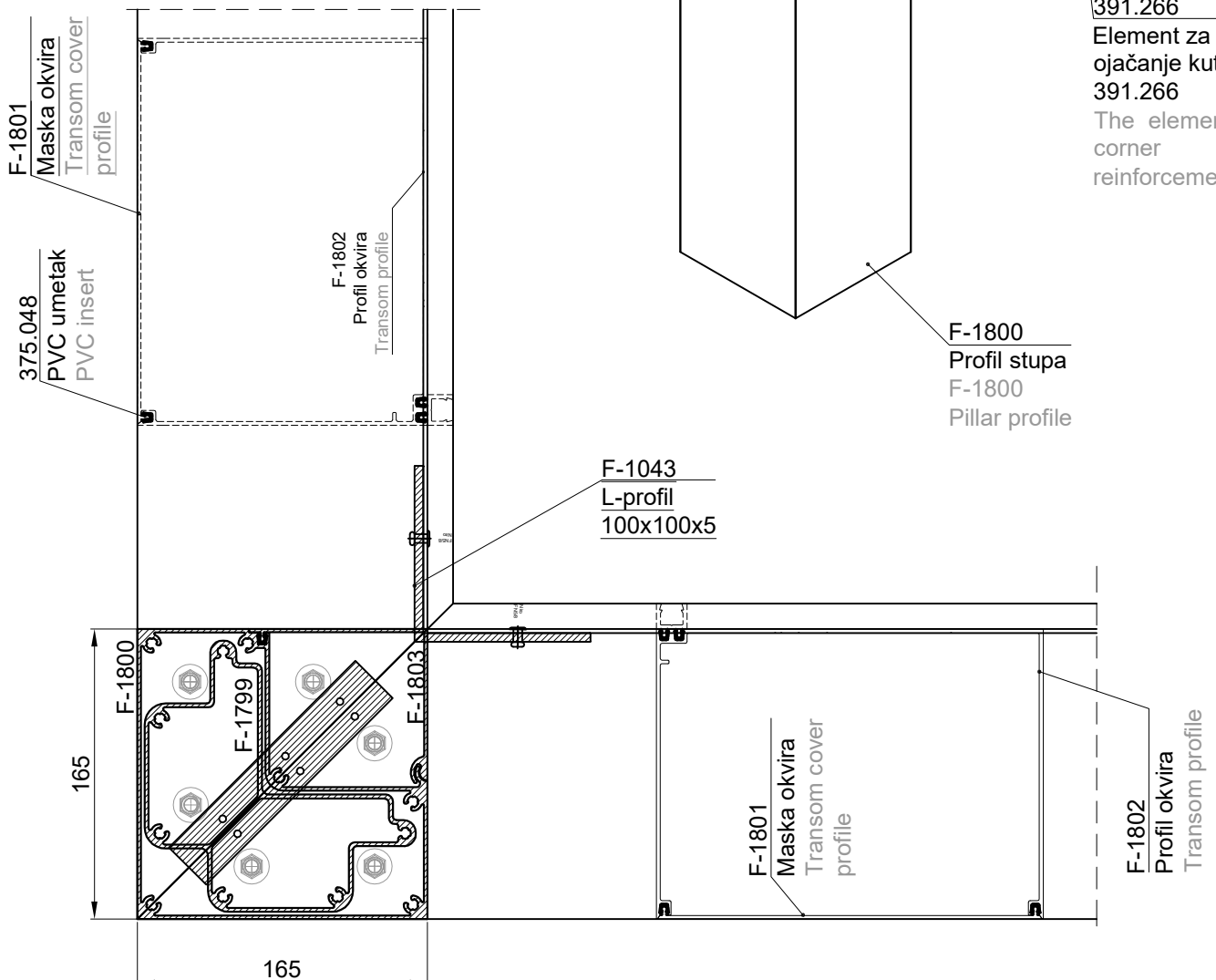
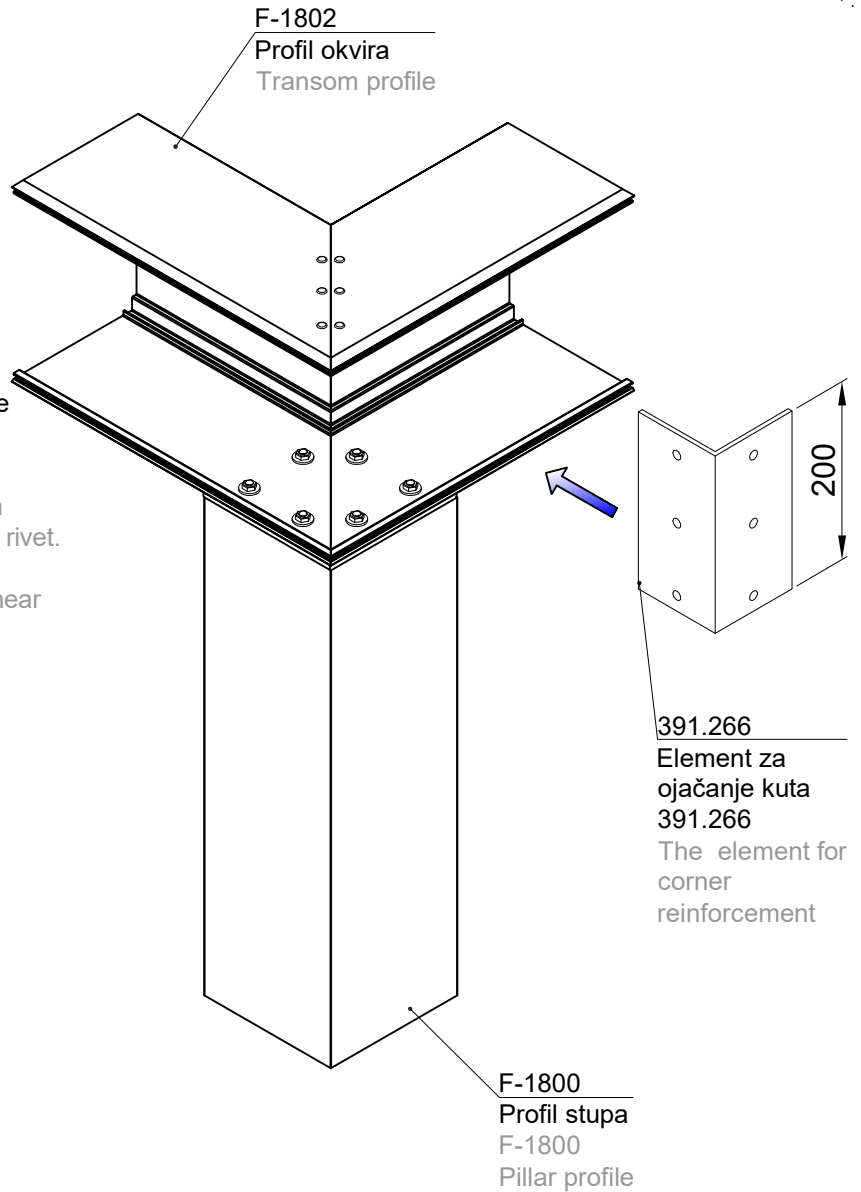


XXVI. Ojačanje kuta pergole  
XXVI. Corner reinforcement of the pergola

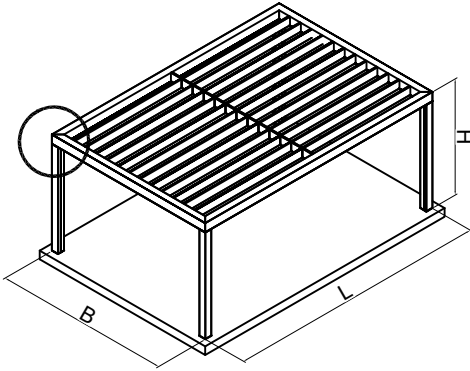


L-komad montirati na unutarnji kut  
zatim pričvrstiti nitnama  
NAPOMENA:  
Radi se iz razloga da bi se spriječilo smicanje  
na kutu okvira

Reinforcement plate montage within transom  
profile, after that on above side tighten with rivet.  
REMARK:  
This is done for the purpose of preventing shear  
at the corner of the frame

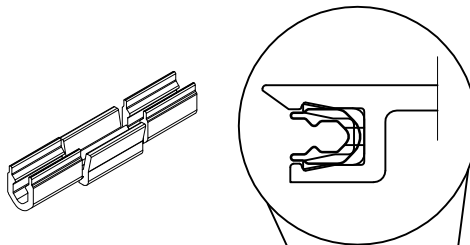


### XXVII. Montaža gotovog elementa kuta-masku okvira XXVII. Montage of the finished corner element



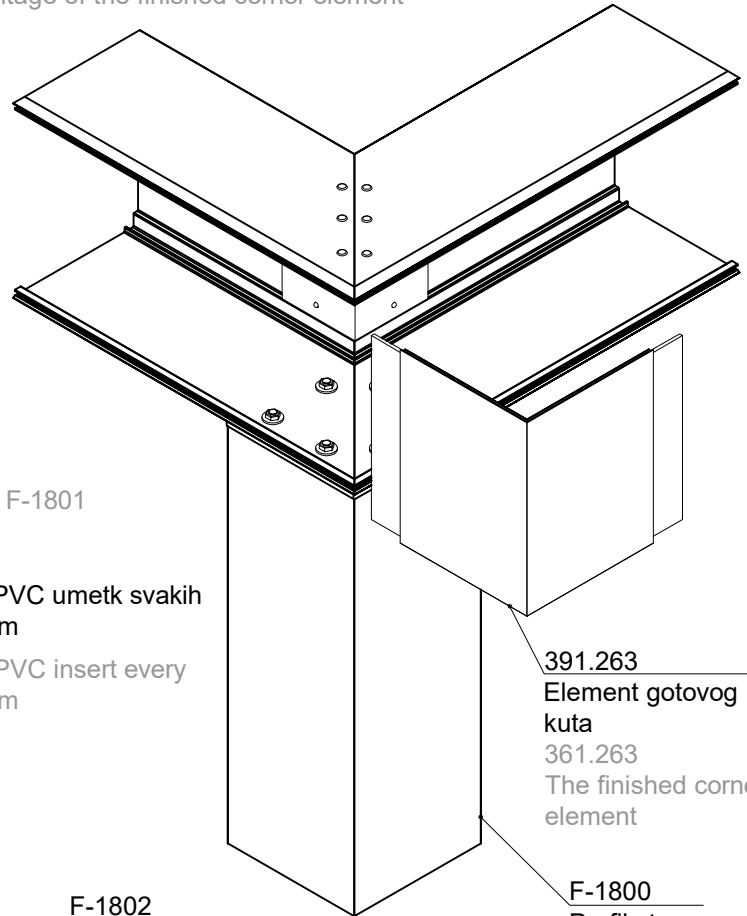
Element gotovog kuta montirati na spoj kuta  
zatim montirati ostatak profila maske F-1801

Montage the finished corner element on  
corner join then montage transom cover profile F-1801



Montirati PVC umetk svakih  
cca 500mm

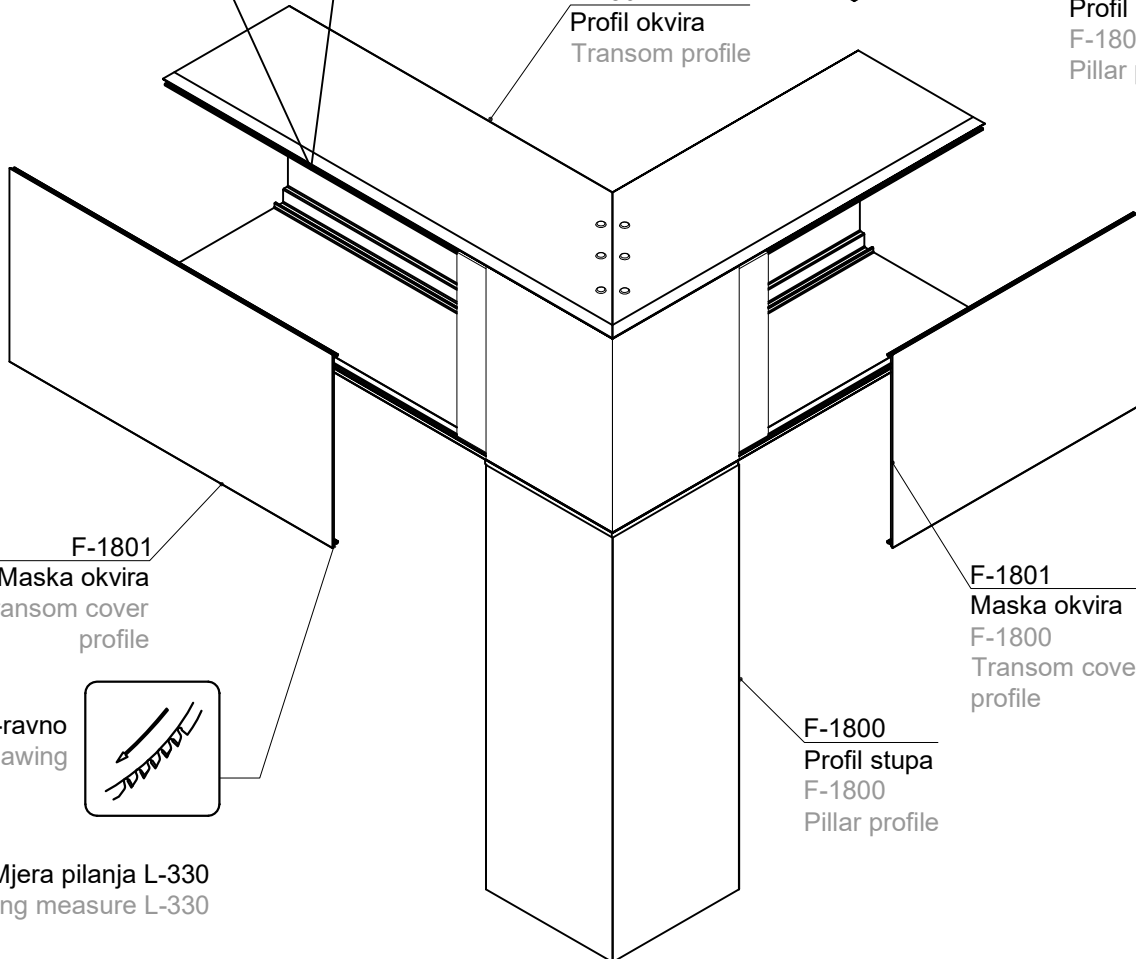
Montage PVC insert every  
cca 500mm



391.263  
Element gotovog  
kuta  
361.263  
The finished corner  
element

F-1800  
Profil stupa  
F-1800  
Pillar profile

F-1802  
Profil okvira  
Transom profile



F-1801  
Maska okvira  
Transom cover  
profile

Pilanje-ravno  
-Straight-Sawing



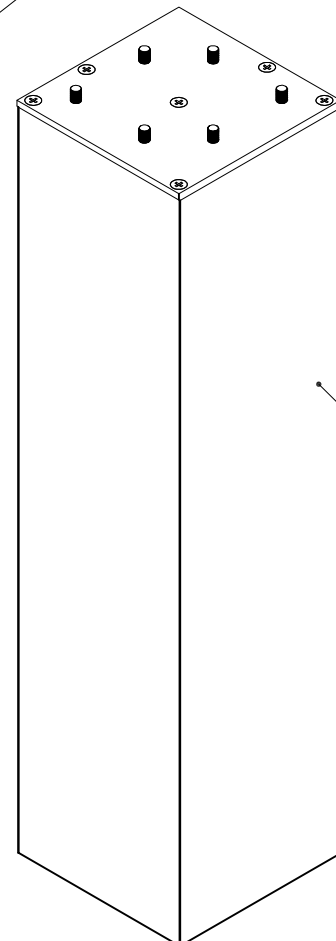
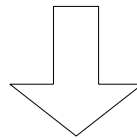
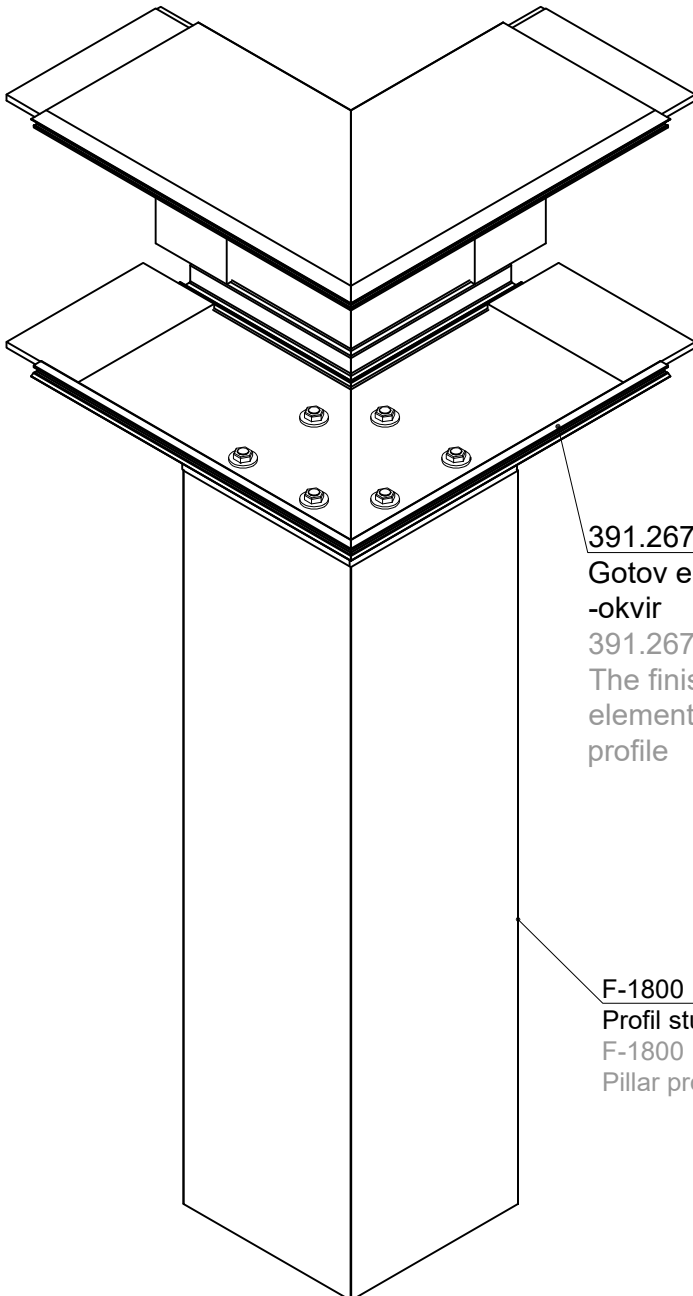
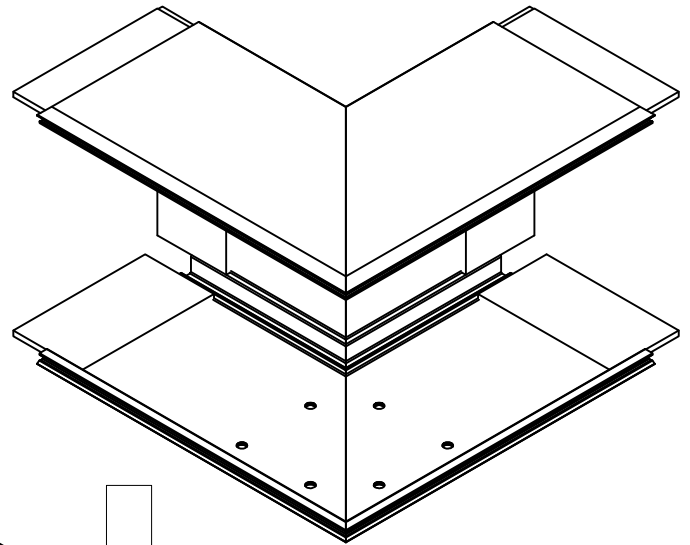
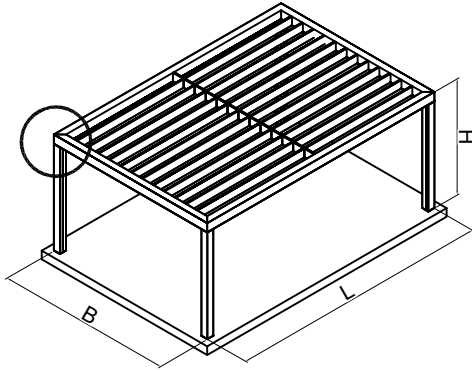
Mjera pilanja L-330  
Sawing measure L-330

F-1801  
Maska okvira  
F-1800  
Transom cover  
profile

F-1800  
Profil stupa  
F-1800  
Pillar profile

### XXVIII. Montaža gotovog elementa kuta-okvir

XXVIII. Montage of the finished corner element-transom profile



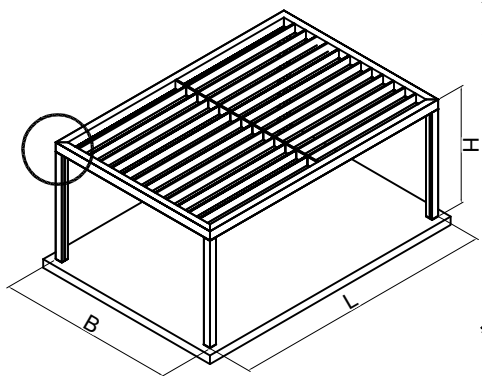
391.267  
Gotov elemnt kuta  
-okvir  
391.267  
The finished corner  
element-transom  
profile

F-1800  
Profil stupa  
F-1800  
Pillar profile

F-1800  
Profil stupa  
F-1800  
Pillar profile

### XXIX. Montaža okvira na gotov kut

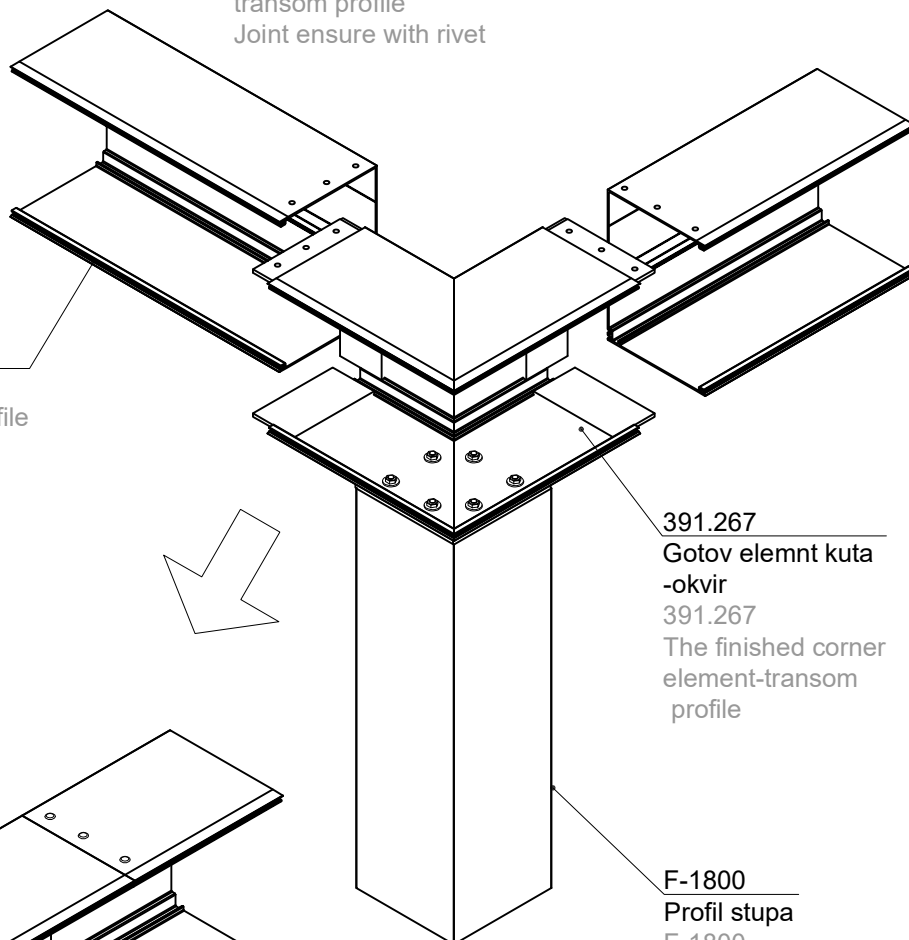
XXII. Montage of the transom profile on finished corner element



Nakon montaže gotovog elementa kuta  
montrati ostatak okvira  
Spoj osigurati nitnama

After montage the finished  
corner element montage  
transom profile  
Joint ensure with rivet

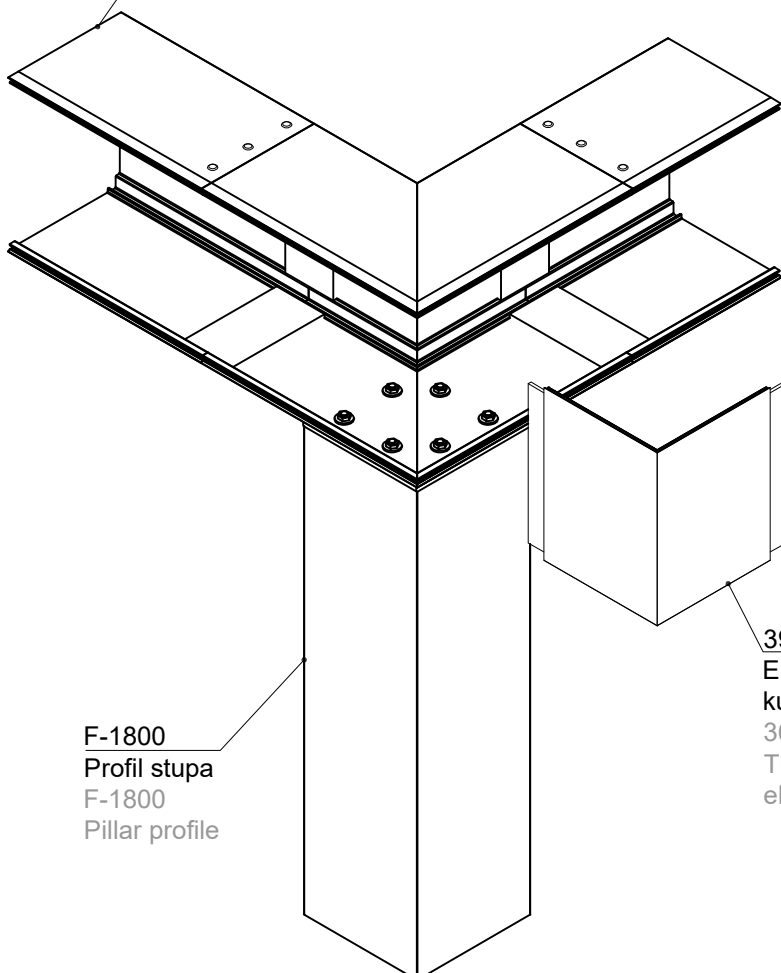
F-1802  
Profil okvira  
Transom profile



391.267  
Gotov elemnt kuta  
-okvir  
391.267  
The finished corner  
element-transom  
profile

F-1800  
Profil stupa  
F-1800  
Pillar profile

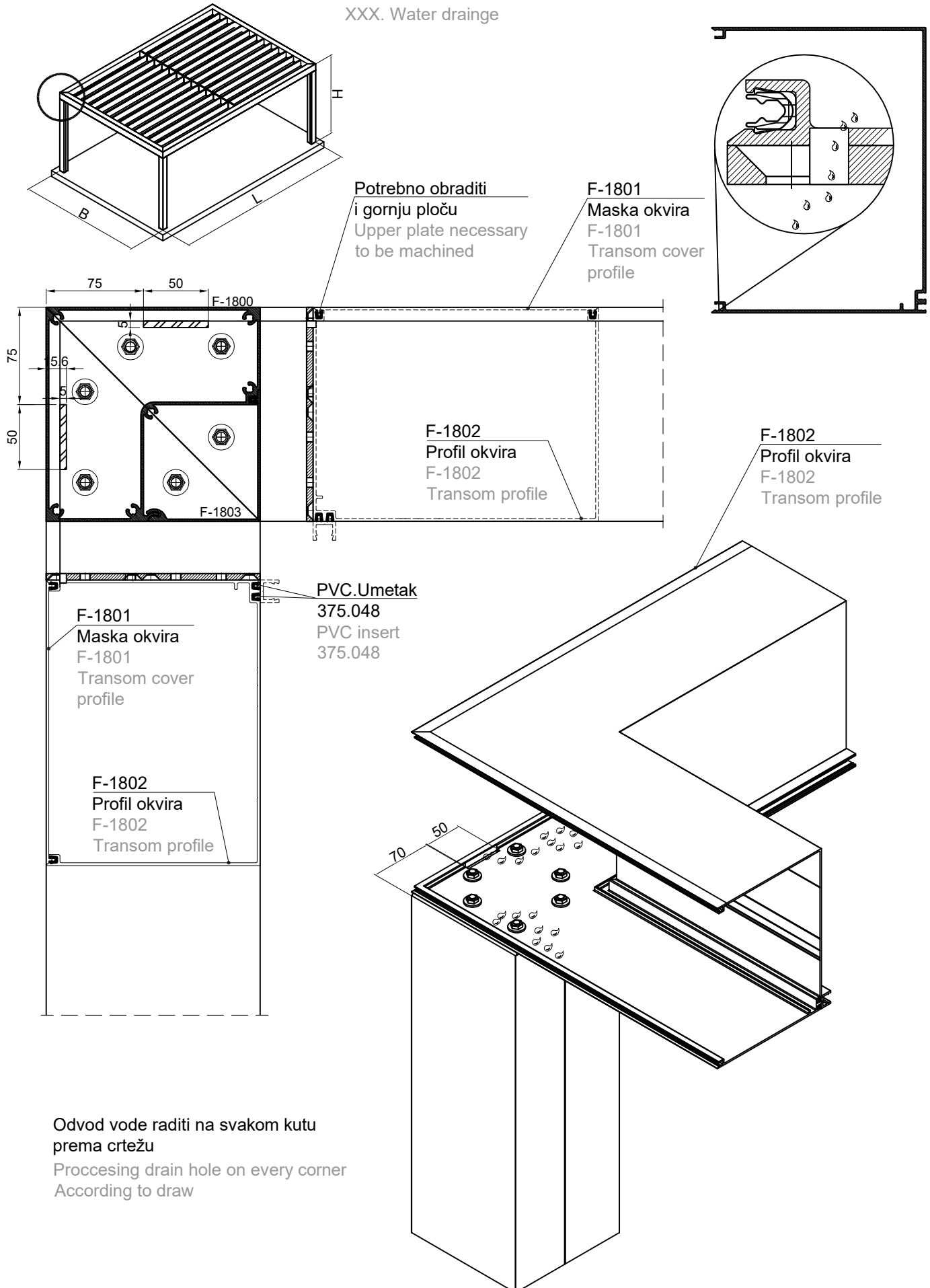
F-1802  
Profil okvira  
Transom profile



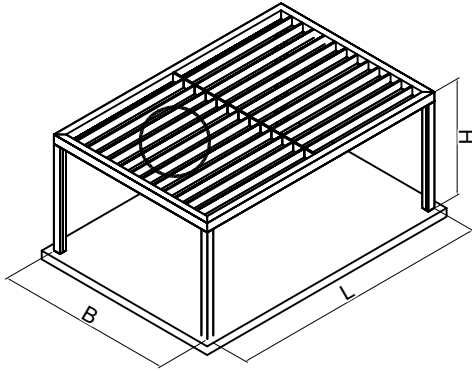
F-1800  
Profil stupa  
F-1800  
Pillar profile

391.265  
Element gotovog  
kuta  
361.265  
The finished corner  
element

XXX. Odvod vode  
XXX. Water drainage

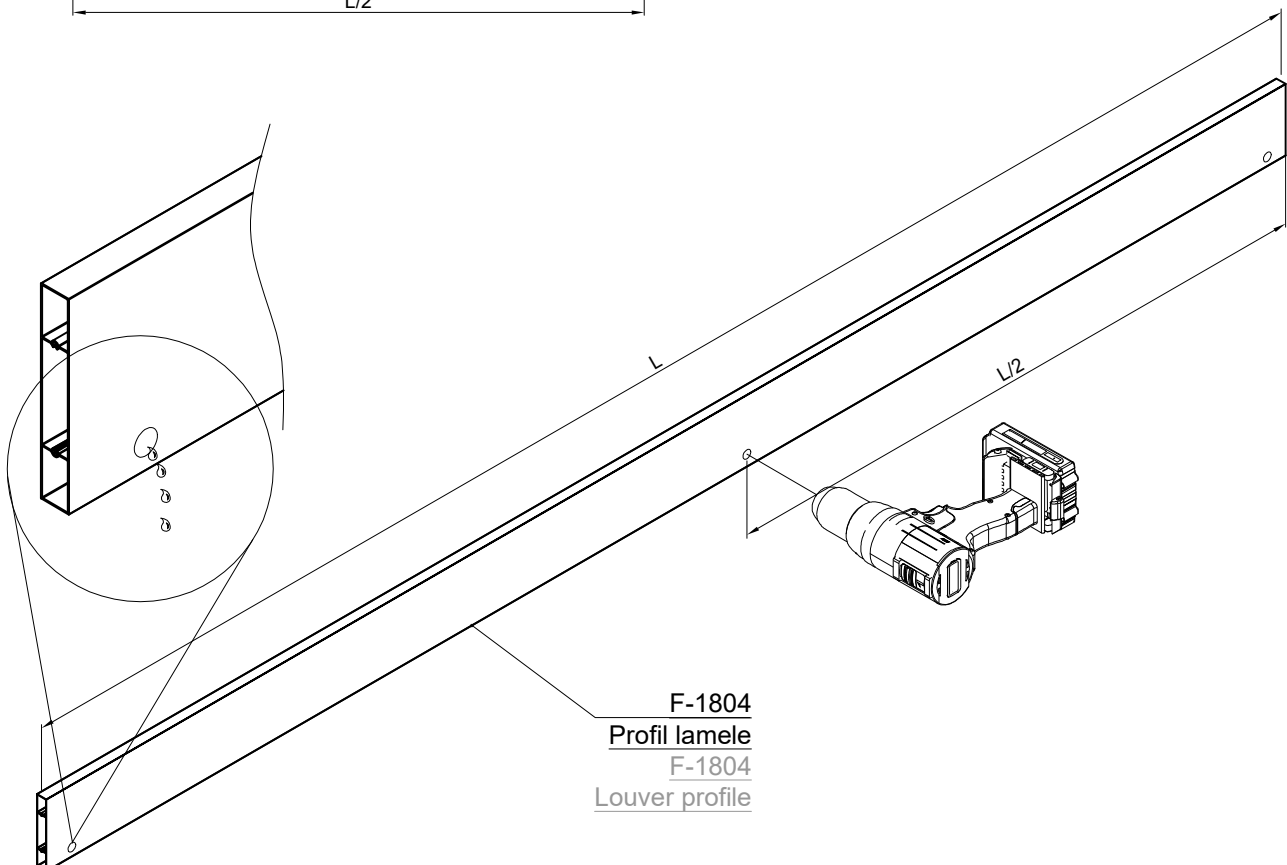
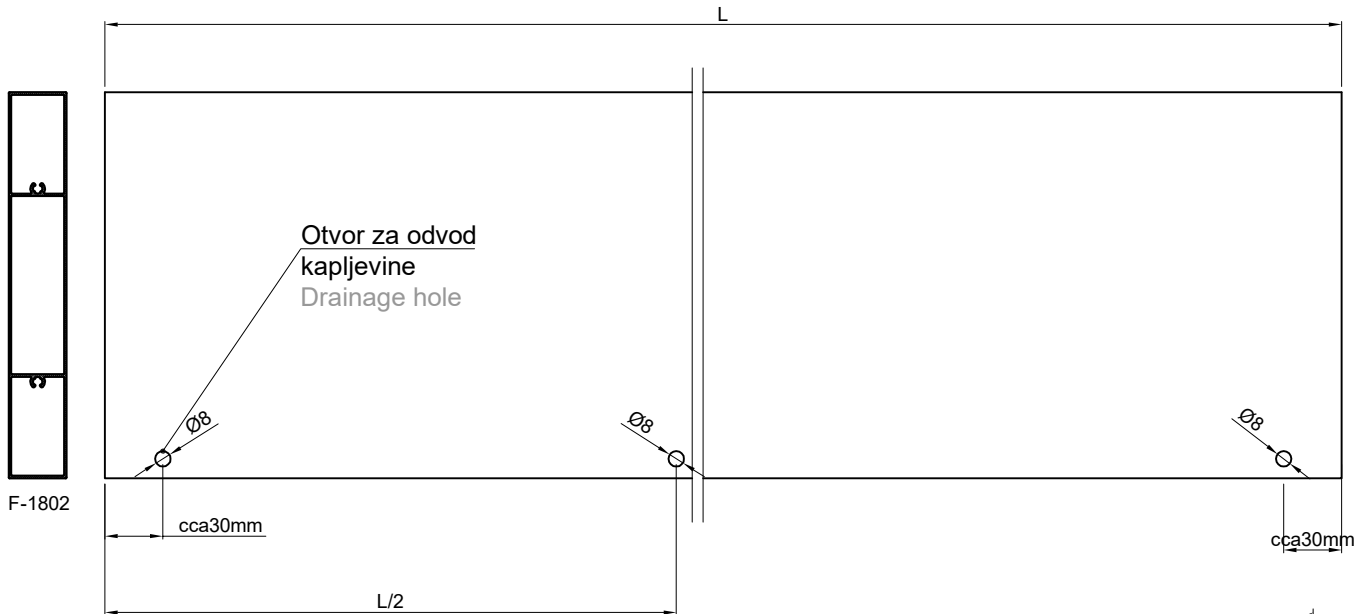


### XXXI. Odvodnja vode iz profila lamele F-1804 XXXI. Water drainage from lamellae profile F-1804



Potrebno obraditi otvor  $\varnothing 8$  za odvod kapljevina iz profila lamele.  
Otvore raditi prema crtežu

It is necessary to process the drain hole  $\varnothing 8$  drainage water from the lamella profile.  
Processing according to drawing







# FEAL



Skenirajte QR kod i registrirajte se na [partner.feal.ba](https://partner.feal.ba)

*Scan the QR code and register on [partner.feal.ba](https://partner.feal.ba)*

## FIKSNE PERGOLE

Travanj 2022. / April 2022

FEAL d.o.o.  
Trnska cesta 146  
88220 Široki Brijeg  
Bosna i Hercegovina  
Tel. +387 39 704-269; 705-807; 705-636  
Fax. +387 39 704-358  
[info@feal.ba](mailto:info@feal.ba)  
[www.feal.ba](http://www.feal.ba)