

SOFA SYSTEM

# GREGORY

DESIGN ANTONIO CITTERIO

**FLEXFORM**

SOFA SYSTEM

# GREGORY

DESIGN ANTONIO CITTERIO

**FLEXFORM**

“GREGORY IS A DESIGN BUILT UPON THE BALANCE BETWEEN TECHNICAL PRECISION AND AN INTUITIVE SENSITIVITY TOWARD THE MATERIAL'S INHERENT NATURE. THE COWHIDE WEBBING IS A STRUCTURAL DETAIL THAT IS TRANSFORMED INTO VISUAL LANGUAGE – A SYMBOL ABLE TO DISCREETLY COMMUNICATE THE VALUE OF KNOW-HOW.”

Antonio Citterio

Presentato da Flexform nel 2020, Gregory è un divano che coniuga rigore architettonico e cura sartoriale. La struttura metallica, essenziale e sorretta da eleganti piedini in alluminio pressofuso, diventa la base di un sistema progettato con coerenza formale e grande attenzione ai materiali. A distinguerlo è un dettaglio che diventa cifra estetica: le cinghie elastiche, confezionate in cuoio nelle parti a vista, abbracciano la base metallica con un gesto tecnico tanto funzionale quanto espressivo. È proprio in questa combinazione, nell'incontro tra precisione industriale della struttura metallica e calore materico delle bande in cuoio, che Gregory trova la sua identità più autentica. I cuscini di seduta e schienale, generosamente imbottiti in materiali selezionati, garantiscono una comodità avvolgente e una postura corretta. La presenza discreta del rullo consente la continuità tra schienale e bracciolo, definendo un assetto compositivo equilibrato e pulito, capace di dialogare con la libertà progettuale dei nuovi scenari domestici. L'intero rivestimento, disponibile in tessuto o pelle e completamente sfoderabile, è rifinito da un profilo in gros grain che ne sottolinea la vocazione sartoriale. La grande componibilità del sistema Gregory consente di interpretare ogni spazio con soluzioni personalizzate e configurazioni sempre stilisticamente coerenti. Lineare o angolare, compatto o generoso, questo divano si inserisce con naturalezza tanto in ambienti residenziali sofisticati quanto in eleganti spazi hospitality. Gregory va oltre la funzione dell'arredo, arricchendo l'ambiente con una presenza sobria ma distintiva. Un divano che racconta una storia fatta di materiali autentici, di gesti tecnici trasformati in bellezza, e di un'idea di comfort che sa essere evoluta senza rinunciare alla tradizione.

Introduced by Flexform in 2020, Gregory is a sofa that combines architectural precision and bespoke attention to detail. The minimalist metal structure, supported by elegant cast aluminum feet, becomes the base of a system designed with aesthetic coherence and a keen understanding of the materials. What sets it apart is a detail that becomes an aesthetic signature – the elastic webbing, with the exposed parts crafted in cowhide, embraces the metal base with a technique that is as functional as it is expressive. It is precisely in this combination – in the confluence of the industrial exactitude of the metal structure and the tactile warmth generated by the cowhide strips – that Gregory finds its most authentic identity. The generously padded seat and backrest cushions, made with hand-picked materials, ensure enveloping comfort and correct posture. The subtle presence of the bolster allows for continuity between the backrest and armrest, defining a clean, balanced configurational profile that can interact with the design freedom found in new residential interiors. Available in fabric or leather, the entire upholstery is completely removable. It is outlined in grosgrain piping that highlights its finely tailored craftsmanship. The impressive modularity of the Gregory system embodies the freedom to interpret any space with personalized solutions and configurations that are always stylistically coherent. Whether stand-alone or L-shaped, slender or generously sized, this sofa is confidently at home in sophisticated residential settings as well as in elegant hospitality spaces. Gregory goes above and beyond the purpose of furniture, uplifting any room with its quiet yet distinctive presence. A sofa that visually narrates a story made of authentic materials, technical know-how transformed into beauty, and an idea of comfort capable of evolving without sacrificing tradition.

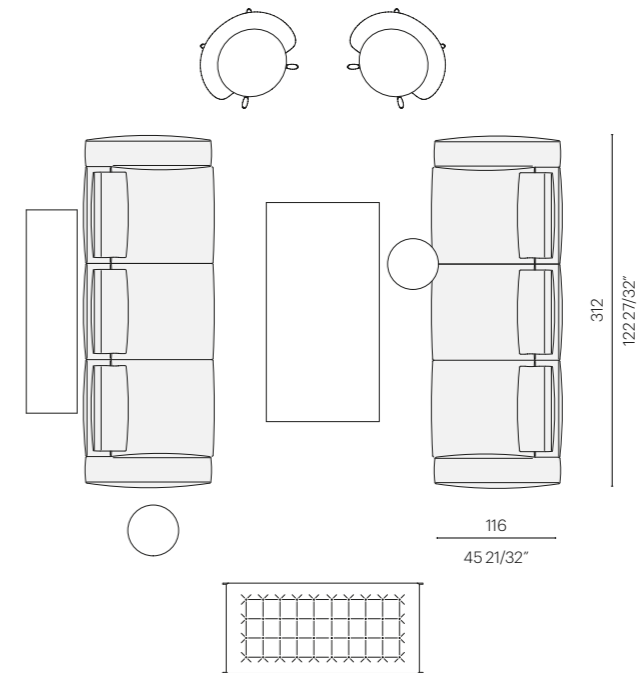
## DESIGN AS SYNTHESIS: CLASSICAL ELEGANCE, CONTEMPORARY VISION.

NELLA VERSIONE VIS-À-VIS, GREGORY SI IMPONE COME PUNTO DI INCONTRO TRA IL FASCINO DEL CLASSICO E LA MODERNITÀ DEL COMFORT. LA STRUTTURA METALLICA E I DETTAGLI IN CUIO ESALTANO LA SUA PERSONALITÀ DI GRANDE IMPATTO, MENTRE L'EQUILIBRIO DEI VOLUMI DISEGNA UNO SPAZIO ACCOGLIENTE E RAFFINATO. IN SINTONIA CON GLI ALTRI ARREDI DELLA COLLEZIONE, GREGORY DIVENTA PROTAGONISTA DI AMBIENTI CHE CELEBRANO L'ARMONIA TRA FORMA, FUNZIONE E PERSONALITÀ.

IN THE FACE-TO-FACE VERSION, GREGORY ESTABLISHES ITSELF AS A POINT OF CONVERGENCE BETWEEN CLASSIC CHARM AND MODERN COMFORT. THE METAL STRUCTURE AND COWHIDE DETAILS PLAY UP ITS BOLD PERSONALITY, WHILE THE BALANCE OF SHAPES PORTRAYS A WELCOMING, SOPHISTICATED SPACE. IN RESONANCE WITH THE OTHER FURNISHINGS IN THE COLLECTION, GREGORY BECOMES THE CENTERPIECE IN ROOMS THAT CELEBRATE THE HARMONY BETWEEN FORM, FUNCTION AND PERSONALITY.







**Gregory, divani componibili** struttura in metallo cromato nero e cinghie in cuoio color grigio 5003, piedi in metallo cromato nero, cuscini di seduta, schienale e optional rivestiti in tessuto Eleo 1187, profilo in gros grain 44. **Adler, tavolini** struttura in noce canaletto effetto grezzo, piedi in metallo titanium opaco 710, piano in noce canaletto effetto grezzo. **Magi, chaise longue** seduta e cuscino rivestiti in pelle 851, struttura in metallo rivestita in cuoio color tabacco 5015, piedi in metallo cromato nero. **Eri, poltrone** schienale rivestito in pelle 851, cuscini di seduta e schienale rivestiti in tessuto Elettra 202, struttura in noce canaletto effetto grezzo, piedi in metallo satinato, design Fumie Shibata. **Pico, tavolino** struttura in metallo cromato nero, piano in marmo Calacatta oro opaco, Design Center design. **Jiff, console** struttura e piano in noce canaletto naturale, Design Center design.

**Inca, tappeto** lana e cotone, colore Pearl, Juma design.

**Gregory, sectional sofas** structure in metal with black chrome finish and cowhide webbing color grey 5003, feet in metal with black chrome finish, seat, backrest and optional cushions upholstered in Eleo 1187 fabric, grosgrain 44 piping. **Adler, side tables** structure in Canaletto walnut with raw-wood effect, metal feet in matt titanium 710, top in Canaletto walnut with raw-wood effect. **Magi, chaise longue** seat and cushion upholstered in 851 leather, metal structure clad in cowhide color tobacco 5015, feet in metal with black chrome finish. **Eri, armchairs** backrest upholstered in 851 leather, seat and backrest cushions upholstered in Elettra 202 fabric, structure in Canaletto walnut with raw-wood effect, feet in metal with satin finish, design Fumie Shibata. **Pico, coffee table** structure in metal with black chrome finish, top in matt Calacatta Gold marble, Design Center design. **Jiff, console** structure and top in Canaletto walnut natural finish, Design Center design. **Inca, rug** wool and cotton, color Pearl, Juma design.

BETWEEN GENEROUS  
GEOMETRIES AND REFINED DETAILS,  
A SPACE TAKES SHAPE.

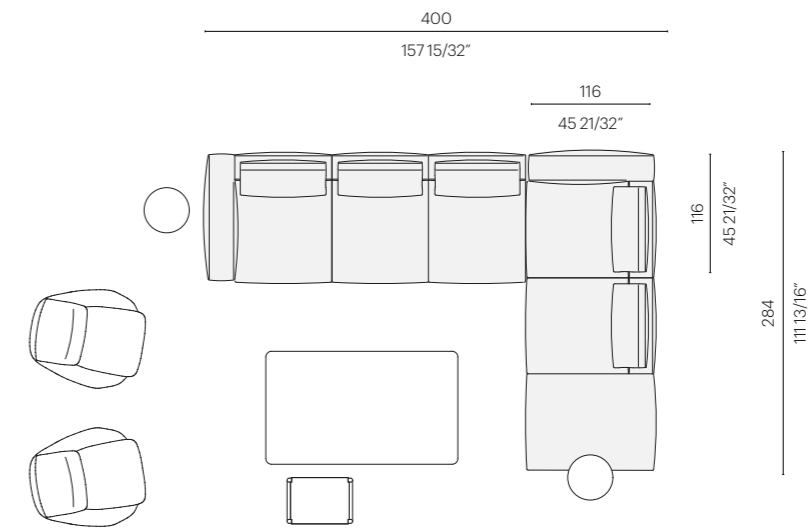
GREGORY, NELLA CONFIGURAZIONE ANGOLARE, STRUTTURA LO SPAZIO CON GESTO PRECISO E COMFORT ACCOGLIENTE. LE PROPORZIONI IMPECCABILI DEL DISEGNO ESALTANO L'EQUILIBRIO TRA FORMA E FUNZIONE, MENTRE I DETTAGLI RICERCATI E IL DIALOGO CON GLI ALTRI ELEMENTI DELLA COLLEZIONE CREANO UN'ATMOSFERA CHE UNISCE ESTETICA E COMFORT, PER ACCOGLIERE LA VITA QUOTIDIANA CON STILE E NATURALITÀ.

IN THE L-SHAPED CONFIGURATION, GREGORY STRUCTURES THE SPACE WITH PRECISE LANGUAGE AND INVITING COMFORT. THE IMPECCABLE PROPORTIONS OF THE DESIGN ENHANCE THE BALANCE BETWEEN FORM AND FUNCTION, WHILE THE ELEGANT DETAILS AND INTERACTION WITH OTHER ELEMENTS IN THE COLLECTION CREATE AN ATMOSPHERE THAT COMBINES AESTHETICS AND COMFORT, WELCOMING EVERYDAY LIFE WITH STYLE AND SPONTANEITY.









**Gregory, divano componibile** struttura in metallo cromato nero e cinghie in cuoio color grigio 5003, piedi in metallo cromato, cuscini di seduta e schienale rivestiti in tessuto Emblema 874, profilo in gros grain 44, cuscini optional rivestiti in tessuto Tara 1256. **Arnold, tavolino** struttura in frassino tinto ebano, piedi in metallo titanium opaco 710, piano in vetro retroverniciato color Nero 2040. **Brig, pouf** struttura in frassino tinto ebano, seduta in cuoio color testa di moro scuro 5013. **Sveva, poltrone** struttura rivestita in cuoio color testa di moro 5004, cuscini di seduta e schienale rivestiti in pelle 623, piedi in metallo cromato nero, Carlo Colombo design. **Jiff, tavolini** struttura e piano in frassino tinto ebano, Design Center design. **Inca, tappeto** lana e cotone, colore Pearl, Juma design.

**Gregory, sectional sofa**, structure in metal with black chrome finish and cowhide webbing color grey 5003, feet in metal with chrome finish, seat and backrest cushions upholstered in Emblema 874 fabric, grosgrain 44 piping, optional cushions upholstered in Tara 1265 fabric. **Arnold, coffee table** structure in ash stained ebony, metal feet in matt titanium 710, top in back-painted glass color Black 2040. **Brig, ottoman** structure in ash stained ebony, seat in cowhide color extra dark brown 5013. **Sveva, armchairs** structure upholstered in cowhide color dark brown 5004, seat and backrest cushions upholstered in 623 leather, feet in metal with black chrome finish, Carlo Colombo design. **Jiff, side tables** structure and top in ash stained ebony, Design Center design. **Inca, rug** wool and cotton, color Pearl, Juma design.

STRUTTURA

Struttura in metallo nella finitura brunito, antracite lucido, titanium opaco 710, rivestita con cinghie elastiche rifinite in cuoio nei colori nero 5005, testa di moro 5004, tabacco 5015, grigio 5003

STRUTTURA VERSIONE FINISH PLUS

in metallo nelle finiture satinato, cromato, cromato nero rivestita con cinghie elastiche rifinite in cuoio nei colori nero 5005, testa di moro 5004, tabacco 5015, grigio 5003

CUSCINI SEDUTA

in fibra di poliestere con inserto in materiale indeformabile a densità unica

SCHIENALE / BRACCIOLO

in metallo con imbottitura in poliuretano stampato e dacron, rivestiti in tessuto protettivo accoppiato

CUSCINI SCHIENALE

in piuma d'oca sterilizzata (certificata Assopiuma, etichetta oro), con rullo reggiscuscino in fibra di poliuretano

CUSCINI OPTIONAL

in piuma d'oca sterilizzata (certificata Assopiuma, etichetta oro), a richiesta con supplemento di prezzo

PIEDI

in alluminio pressofuso nella finitura brunito, antracite lucido, titanium opaco 710. Appoggio a terra su puntali in materiale termoplastico

PIEDI VERSIONE FINISH PLUS

in alluminio pressofuso nelle finiture satinato, cromato, cromato nero. Appoggio a terra su puntali in materiale termoplastico

RIVESTIMENTO

sfoderabile sia nella versione in tessuto che nella versione in pelle

PROFILO RIVESTIMENTO

la confezione prevede un profilo in gros grain che può essere realizzato in tutti i colori della cartella campioni

STRUCTURE

in burnished, matt titanium 710 or glossy anthracite finish with elastic webbing finished in black 5005, dark brown 5004, tobacco 5015 or grey 5003 color cowhide

FINISH PLUS VERSION STRUCTURE

in metal with satin, chrome or black chrome finish with elastic webbing finished in black 5005, dark brown 5004, tobacco 5015 or grey 5003 color cowhide

SEAT CUSHIONS

in polyester fiber with insert in single-density crushproof material

BACKREST / ARMREST

in metal with molded polyurethane and dacron padding, covered with a protective laminated fabric

BACKREST CUSHIONS

in sterilized goose down (Assopiuma certified, gold label) with polyurethane fiber support bolster

OPTIONAL CUSHIONS

in sterilized goose down (Assopiuma certified, gold label); upon request, with upcharge

FEET

in cast aluminum with burnished, matt titanium 710 or glossy anthracite finish. Feet rest on tips made of thermoplastic material

FINISH PLUS VERSION FEET

in cast aluminum with satin, chrome or black chrome finish. Feet rest on tips made of thermoplastic material

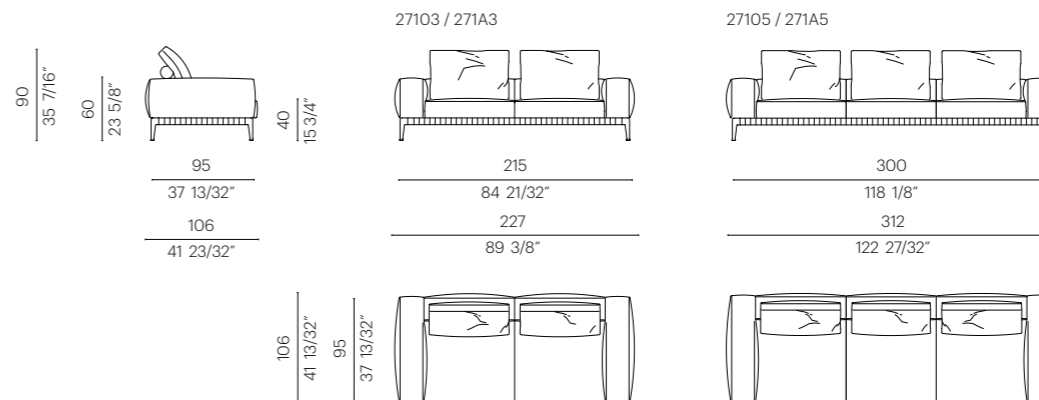
UPHOLSTERY

is removable in both the fabric and leather versions

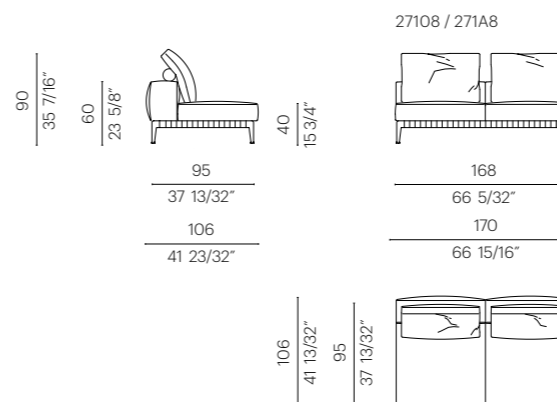
PIPING IN GROS GRAIN

available in all the colors on the sample board, for both fabric and leather covers

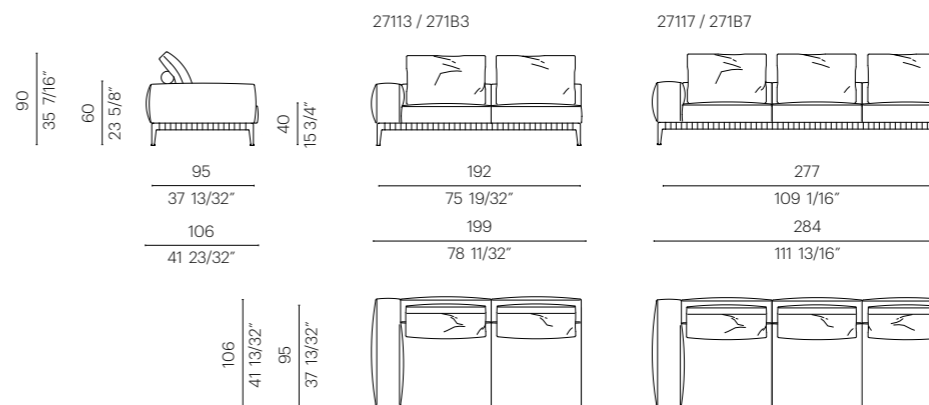
DIVANO | SOFA



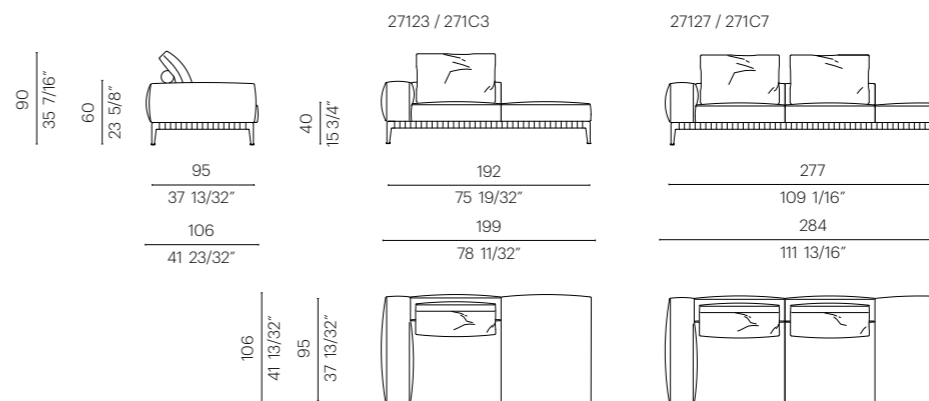
ELEMENTO | UNIT

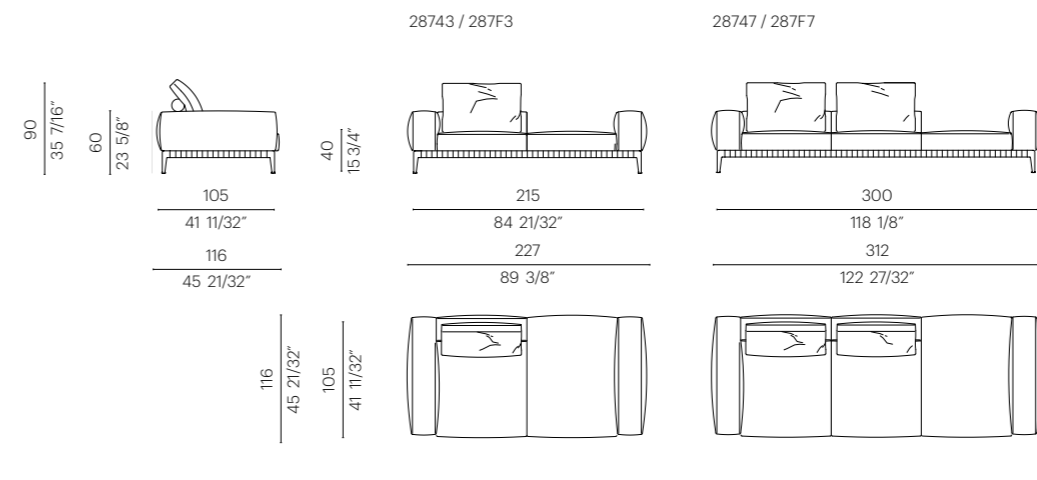
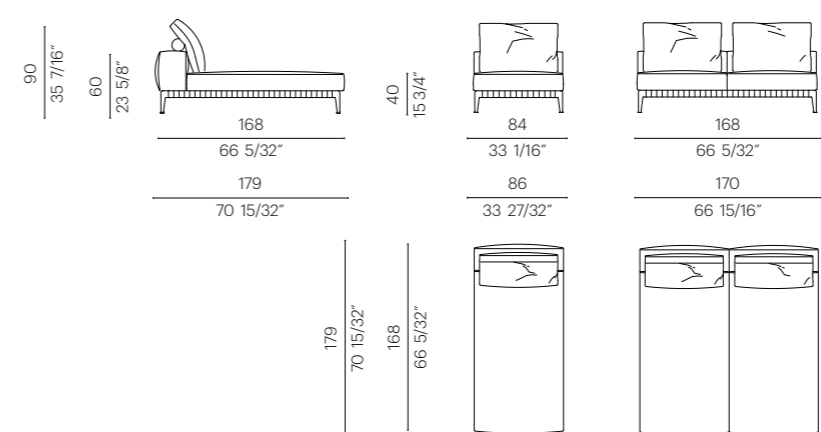
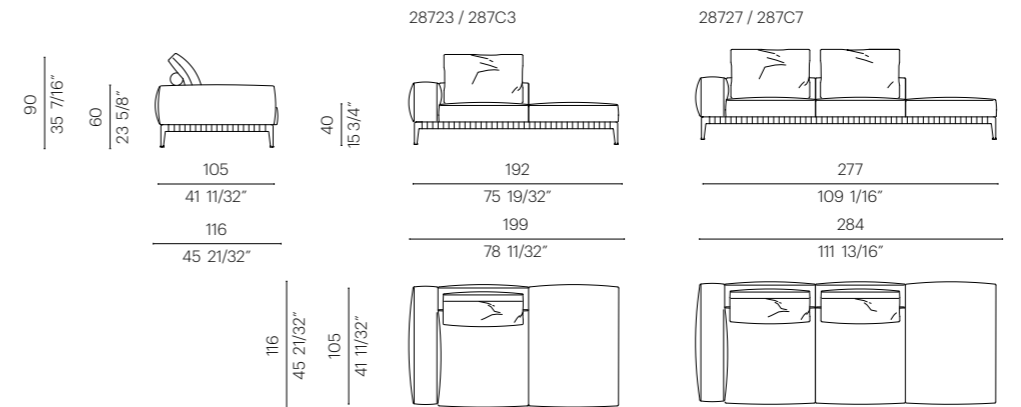
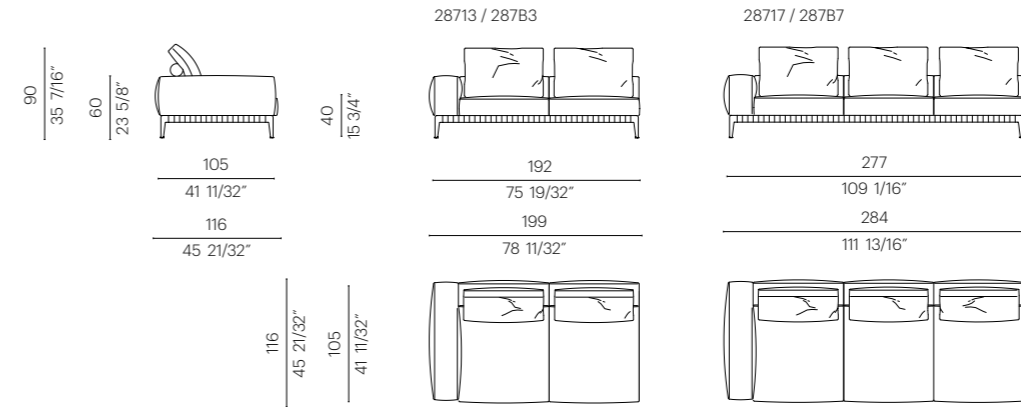
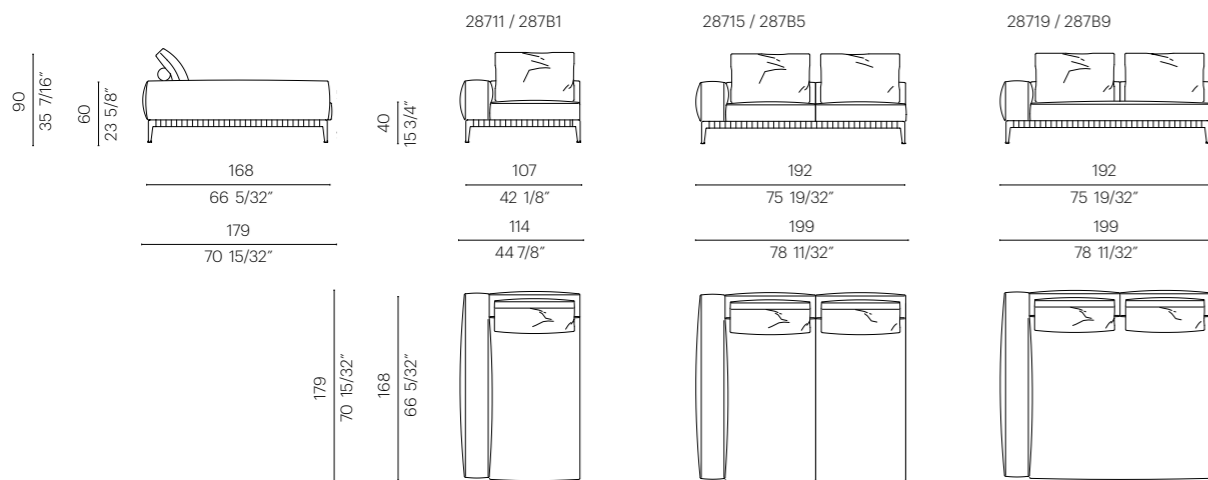
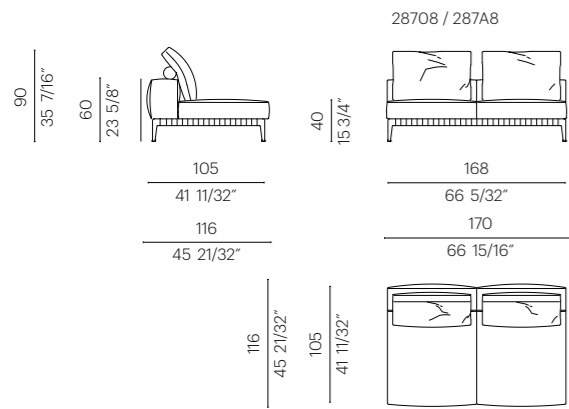
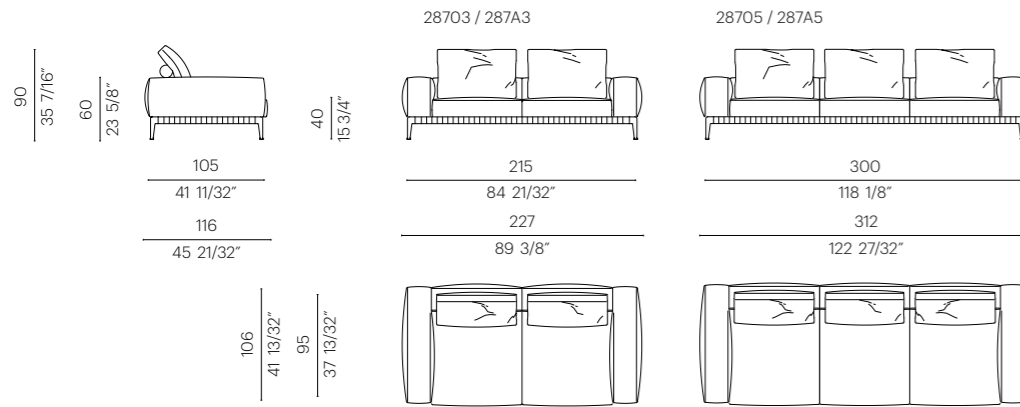
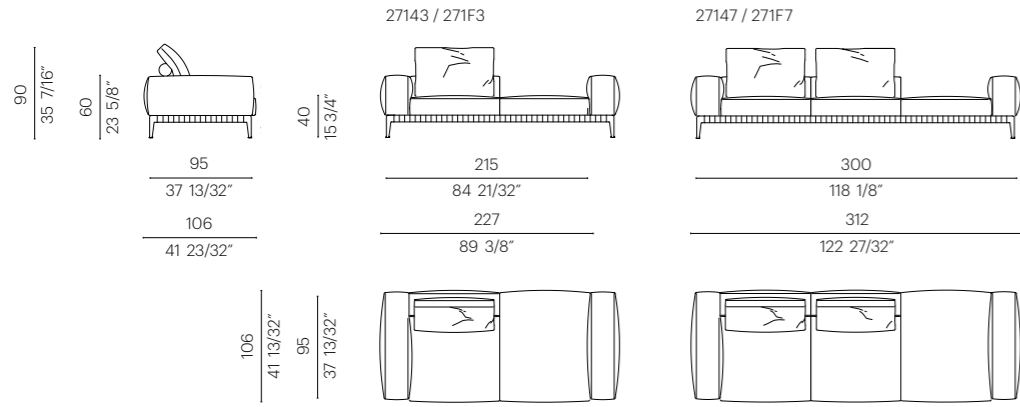


FIANCO | END UNIT

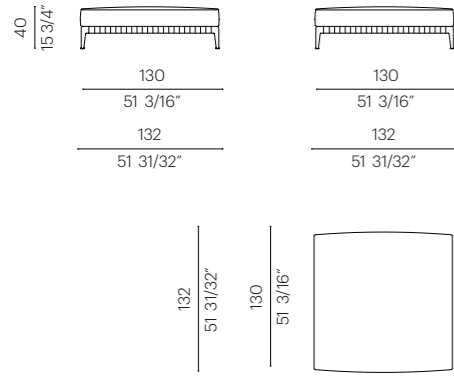


FIANCO TERMINALE | LONG CORNER

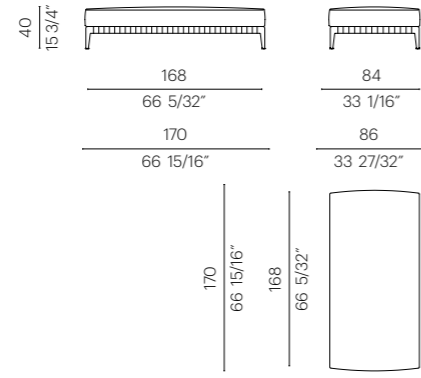




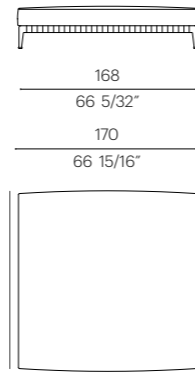
28751 / 287G1



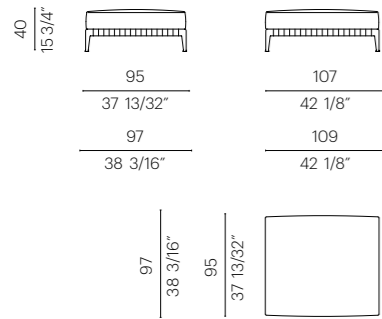
28752 / 287G2



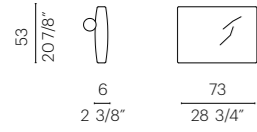
28753 / 287G3



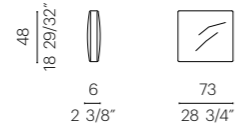
27151 / 271G1



27195



27198



art direction  
JUMA

images  
SUPREMA UNLIMITED REALITY

styling  
GAIA MARCHESINI  
GIORDANO SARNO

words  
ROBERTA LISSIDINI

May 2025  
All rights are reserved.  
No part of this publication may be reproduced, stored in a retrieval system or transmitted in any form or by any means, electronic, mechanical, photocopying, recording or otherwise, without prior consent of the company.

Flexform S.p.A.  
Via Einaudi 23/25, 20821 Meda (MB) Italia | T +39 0362 3991  
info@flexform.it www.flexform.it

Flexform reserves the right to make to its models any technological and aesthetical improvement, including modifications of sizes and materials, without prior notice.

