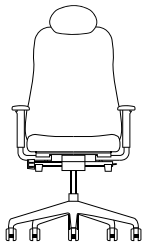
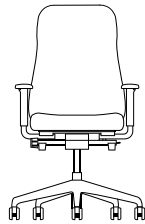


Technical description

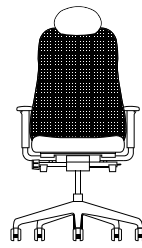
1. Dimensions / Weight




SOULY UPH
HRUA3



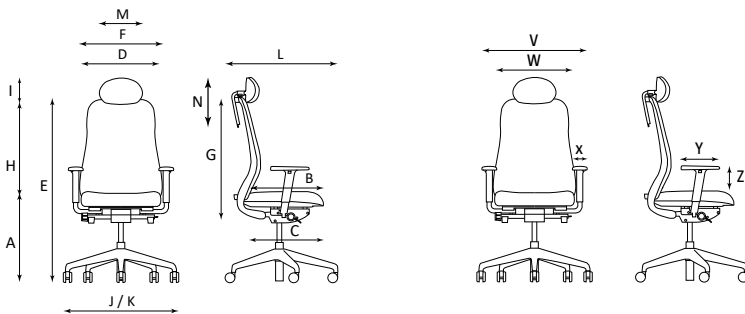
SOULY UPH



SOULY MESH
HRUA3



SOULY MESH



Model	Dimensions [mm]														Weight (kg)
	A	B	C	D	E	F	G	H	J	K	L	I	M	N	
SOULY MESH TS36/ST64 SA2-ST ESH60/ESHH60	410-530	420-480	480	480	1020-1150	490	620	610	710	-	646	-	-	-	13,5 / 14,0
SOULY MESH TS36/ST64 ER-ST ESH60/ESHH60	420-540	420-480	480	480	1025-1155	490	620	600	710	-	646	-	-	-	12,3 / 12,8
SOULY MESH TS36/ST64 ERN-ST ESH60/ESHH60	420-540	420-480	480	480	1025-1155	490	620	600	710	-	646	-	-	-	12,3 / 12,8
SOULY UPH TS36/ST64 SA2-ST ESH60/ESHH60	410-530	410-470	480	480	1020-1150	490	620	610	710	-	646	-	-	-	13,8 / 14,3
SOULY UPH TS36/ST64 ER-ST ESH60/ESHH60	420-540	410-470	480	480	1025-1155	490	620	600	710	-	646	-	-	-	12,6 / 13,01
SOULY UPH TS36/ST64 ERN-ST ESH60/ESHH60	420-540	410-470	480	480	1025-1155	490	620	600	710	-	646	-	-	-	12,6 / 13,01
HEADREST HRUA3	-	-	-	-	-	-	-	-	-	-	-	120-220	250	150	0,7

A – Seat height

B – Seat depth

C – Seat surface depth

D – Seat width

E – Overall height

F – Backrest width

G – Backrest length

H – Backrest height

J – Base diameter

K – Base width

L – Overall depth

I – Headrest height (above the backrest)

M – Headrest width

N – Headrest height

Model	Dimensions [mm]					Weight (kg)
	Z	Y	X	W	V	
R70	200-280	230	90	445-515	620-690	3,3
R71	200-280	230	90	445-515	620-690	3,3

Z – Armrest height

Y – Armrest length

X – Armrest width

W – Internal width between armrests

V – External width between armrests

2. Materials / Versions

2.1. Base

Bases:

- Ø 710 mm five-star black polyamide (TS36),
- Ø 710 mm five-star light grey polyamide (TS36-G),
- Ø 710 mm five-star polished aluminium with chrome effect (ST64-POL).

2.2. Castors

Ø 60 mm black plastic self-braking castors for soft floors (ESH60) as standard, or hard floors (ESHH60) as an option.
 Ø 60 mm light grey plastic self-braking castors for soft floors (ESH60-G) or hard floors (ESHH60-G), as an option.

2.3. Mechanisms

SA2-ST synchronous mechanism – functions:

- free-floating – synchronous backrest and seat tilt,
- backrest tilt angle of 21° synchronised with seat tilt angle of 7° ,
- backrest multi-lock in 4 positions,
- automatic backrest tilt force adjustment to user's weight – 3 turns fast adjustment,
- seat depth adjustment 60 mm, multi-lock in 7 positions,
- Anti-Shock – a feature that controls chair backrest to avoid hitting user's back after releasing the lock,
- smooth height adjustment of chair with pneumatic gas lift.

ER-ST advanced synchronous mechanism

– functions:

- free-floating – synchronous backrest and seat tilt,
- backrest tilt angle of 23° synchronised with seat tilt angle of 10° ,
- backrest multi-lock in 5 positions,
- backrest tilt force adjustment in 7 positions with a knob placed on right side of the seat,
- seat depth adjustment 60 mm, multi-lock in 7 positions,
- negative seat inclination in range of 2°, synchronously tilting with the backrest at 5°, which guarantees optimal support for the user's back at each tilted position of the chair – as an option (ERN-ST),
- Anti-Shock – a feature that controls chair backrest to avoid hitting user's back after releasing the lock,
- smooth height adjustment of chair with pneumatic gas lift.

2.4. Seat, backrest and headrest

Seat

Upholstered seat – seat structure and cover made of polypropylene (PP) covered with injected foam, thickness 59 mm and density 55-60 kg / m³.
 Pocket springs placed inside injected foam as an option (SE-SP).
 Finishes not available: Kaiman, Rivet, Remix 3, Silvertex, Valencia

Upholstered seat with side drops – seat structure and cover made of polypropylene (PP) covered with injected foam, thickness 59 mm and density 55-60 kg / m³.

Side drops upholstered in the same type of fabric as seat as an option (SE-DE).
 Pocket springs placed inside injected foam as an option (SE-SD-SP).

Only available in finishes: Kaiman, Rivet, Remix 3, Silvertex, Valencia

Backrest

Upholstered backrest (UPH) – frame made of black or light grey glass fiber reinforced polyamide (PA + GF) with following layers inserted into frame grooves:

- supporting material – Runner 3D fabric (colour always matching frame colour: RN60999 for black frame and RN60165 for light grey frame),
- upholstery with cut foam, thickness 10 mm and density 25 kg / m³.

Mesh backrest (MESH) – frame made of black or light grey glass fiber reinforced polyamide (PA + GF)

Two types of mesh available:

- MV - semi-transparent
- MC - 3D mesh

Manual lumbar support (LUH2) – made of black or light grey thermoplastic elastomer (TPE), with height adjustment in range of 55 mm. Lumbar support colour matches backrest frame finish.

Headrest

Adjustable, upholstered headrest with cover (HRUA3)

Structure made of polypropylene (PP), covered with injected foam, thickness 50 mm, density 55-60 kg / m³. Headrest cover made of black or light grey polypropylene (PP).

Headrest supporting element made of black or light grey glass fiber reinforced polyamide (PA + GF).

Adjustment range: height adjustment 100 mm, lock in 11 positions, depth adjustment 20 mm, headrest pad rotation 70°.

Headrest cover and supporting element colour matches backrest frame finish.

3. Armrests

2-D armrests (R70) – armrest bar made of black glass fiber reinforced polyamide (PA + GF), structure made of black or light grey glass fiber reinforced polyamide (PA + GF), armrest pad made of black soft polyurethane (BPU).

Adjustment range of the armrests: height 80 mm, side movement of the armrests 70 mm.

3-D armrests (R71) – armrest bar made of black glass fiber reinforced polyamide (PA + GF), structure made of black or light grey glass fiber reinforced polyamide (PA + GF), armrest pad made of black soft polyurethane (BPU).

Adjustment range of the armrests: height 80 mm, side movement of the armrests 70 mm, forward / backward movement of the pad 70 mm and pad rotation 30° inward.

4. Packaging

Chair partially assembled, compact packaging suitable for being shipped by courier (PACK-A1) - 1 piece per box, 8 pieces on pallet – as standard.

The box contains:

- seat with assembled mechanism and armrests,
- backrest,
- headrest (in version with headrest),
- base,
- castors,
- gas lift.

Partially assembled chair (PACK-L) - 1 piece per box, 6 pieces on pallet – as an option.

The box contains 3 elements:

- seat with assembled mechanism, backrest and armrests,
- base with assembled castors,
- gas lift.

Fully assembled chair (PACK-ASM) – 1 piece per box, 4 pieces on pallet – as an option.

5. Technical regulations, approvals and quality marks for the chairs (for selected product configurations)

- GS safety certificate (pending),
- Ergonomics tested (pending).